



2016 SAN DIEGO PADRES

MEDIA GUIDE

HOME OF THE **2016** ALL★STAR GAME

step out for together time in style.

petco 

Petco is your home
for leashes, collars
and everything else
you need to live a
happy and healthy
life with your pet.

Petco loves the Padres!

Go to **petco.com/petcopark** to see our
upcoming events at Petco Park.

TABLE OF CONTENTS

ALL-STAR WEEK 2016	2-3
PADRES IN THE COMMUNITY	4-7
2016 FRONT OFFICE	8-24
Front Office Directory	8-11
Seidler, Peter	12
Fowler, Ron	13
Dee, Mike	14
Preller, A.J.	15
Executives	16-19
Baseball Operations	20-23
MLB.com At Bat	24
2016 SAN DIEGO PADRES	25-168
Green, Andy	26-27
Coaching Staff	28-34
Baseball Support Staff	35-37
Medical Staff	38
Player Bios	39-165
Amarista, Alexi	40-41
Arias, Martires	42
Asuaje, Carlos	43
Baumann, Buddy	44
Bethancourt, Christian	45-46
Blash, Jabari	47
Buchter, Ryan	48-49
Campos, Leonel	50-51
Cashner, Andrew	52-54
Diaz, Luis	55
Dickerson, Alex	56-57
Dominguez, Jose	58-59
Edwards, Jon	60-61
Erlin, Robbie	62-63
Gale, Rocky	64-65
Garces, Frank	66-67
Guerrero, Tayron	68
Hagerty, Jason	69
Hedges, Austin	70-71
Hellweg, Johnny	72-73
Humber, Philip	74-76
Jankowski, Travis	77-78
Janssen, Casey	79-80
Jay, Jon	81-83
Kemp, Matt	84-89
Kratz, Erik	90-92
Margot, Manuel	93
Martin, Josh	94
Maurer, Brandon	95-96
Mazzoni, Cory	97
McCutchen, Daniel	98-99
Morrow, Brandon	100-102
Myers, Wil	103-105
Noonan, Nick	106-107
Norris, Derek	108-110
Perdomo, Luis	111
Pimentel, Carlos	112-113
Pirela, Jose	114-115
Pomeranz, Drew	116-117
Quackenbush, Kevin	118-119
Ramirez, Alexei	120-122
Rea, Colin	123-124
Renfroe, Hunter	125
Rodney, Fernando	126-128
Rondon, Jose	129
Rosales, Adam	130-131
Ross, Tyson	132-134
Schimpf, Ryan	135
Schumaker, Skip	136-138
Shields, James	139-142
Smith, Blake	143-144
Solarte, Yangervis	145-147
Spangenberg, Cory	148-149
Torres, Jose	150
Upton, Melvin Jr.	151-155
Vargas, Cesar	156
Villanueva, Carlos	157-159
Vincent, Nick	160-161
Wallace, Brett	162-163
Weeks, Jemile	164-165
40-Man Roster	166
Building the 40-Man Roster	167
Non-Roster Invitees	167

2015 SEASON IN REVIEW	169-174
Season Highlights	170-171
2015 Breakdown	172
Ejections	172
Batting and Pitching Statistics	173
Disabled List	173
Win-Loss Breakdown	174
Highs And Lows	174

HISTORY AND RECORDS	175-230
Padres Hall of Fame	176-178
National Baseball Hall of Fame	179
Padres in Cooperstown	179
Local Award Winners	180
National Award Winners	181
All-Star Selections	182
Annual Standings & Attendance	183
Padres Expansion Draft Selections	183
Interleague Play Results	184
Retired Numbers	184
Annual Records vs. Opponents	185
All-Time Records vs. Opponents	186
Attendance Records	186
Opening Day History	187-190
Annual Batting Totals	191
Annual Pitching Totals	192
Annual Batting Leaders	193-195
Annual Pitching Leaders	196-198
Career Batting Leaders	199
Career Pitching Leaders	200
Single-Season Batting Leaders	201
Single-Season Pitching Leaders	202
Low-Hit Games	203
Home Run History	204
Single-Season Records	205-207
Single-Game Records	208-210
Inning Records	211
Doubleheader Records	211
Consecutive Records	212
Rookie Records	213
Batting Records By Position	214
Relief Pitching Records	214
The Last Time It Happened	215-216
Triple Plays	216
Longest Games In Padres History	217
Longest Winning Streaks	217
Longest Padres Hitting Streaks	217
The Cycle	217
Postseason History (By Year)	218-225
All-Time Roster	226-230
Rainouts & Delays	230

OPPONENTS	232-234
------------------	----------------

SCOUTING & PLAYER DEVELOPMENT	235-308
Scouting & Player Development Staff	236-241
Scouts	242-245
Award Winners and All-Stars	246-247
Organizational Leaders	247
El Paso Chihuahuas (Triple-A)	248-250
San Antonio Missions (Double-A)	251-253
Lake Elsinore Storm (Single-A)	254-256
Fort Wayne TinCaps (Single-A)	257-259
Tri-City Dust Devils (Short-A)	260-261
Arizona League Padres (Rookie)	262-264
DSL Padres (Rookie)	265-267
Dominican Republic Baseball Park	268
2015 First-Year Player Draft	269
All-Time First-Round Draft Picks	270
Padres Affiliate History	271
Players	272-308

MISCELLANEOUS	309-321
Petco Park Information	310-313
Communications Staff	314
Media Guidelines	314
Local Media	315
Broadcasters	316-319
Spring Training	320
Petco Park Seating Chart	321

ALL-STAR SUNDAY

20  16

JULY 10 ★ PETCO PARK

Inaugurated in 1999, the *All-Star Sunday™* doubleheader has become an exciting addition to *Major League Baseball® All-Star Week™*.

On Sunday, July 10, the superstars of tomorrow will take the field at Petco Park, followed by baseball legends and some of today's top celebrities.

Leading off will be the SiriusXM *All-Star Futures Game™*, a showcase of the best *Major League™* prospects in an intriguing US vs. WORLD format. Many of today's stars – including Miguel Cabrera, Adrian Gonzalez, Clayton Kershaw, Andrew McCutchen, Zack Greinke, Mike Trout, Bryce Harper and Prince Fielder, as well as the *Padres®* own Wil Myers – made their first appearances on a *Major League* stage at the *All-Star Futures Game*.

Following the SiriusXM *All-Star Futures Game* is the *All-Star Legends & Celebrity Softball Game™*. Baseball legends such as Hall of Famers Dave Winfield, Goose Gossage, Ozzie Smith, Rickey Henderson, Rollie Fingers and George Brett have participated in this fun-filled six-inning game, as have celebrities including Snoop Dogg, Macklemore, Miles Teller, Jon Hamm, Jimmy Kimmel, Andy Cohen, Kate Upton, Marisa Miller, Chris Rock, January Jones, Josh Hutcherson, and Jordin Sparks.

 **ALL-STAR**



JULY 8-12 ★ SAN DIEGO



***MLB® All-Star FanFest®* is the world's largest interactive baseball theme park featuring exhibits and activities for families and fans of all ages.**

Now in its 26th year, *MLB All-Star FanFest* will transform the San Diego Convention Center into a celebration that captures the thrills and excitement of *Major League Baseball*. *MLB All-Star FanFest* will feature interactive exhibits, free autograph sessions with *Padres* legends and Hall of Famers, memorabilia and much more.



WEEK 2016



CONVENTION CENTER

The World's Largest Interactive Baseball Theme Park

- Over 40 attractions and 500,000 square feet of baseball fun
- Hit a home run, steal a base, throw a strike and get free autographs each day
- Current and former players who have appeared at *MLB All-Star FanFest* include Andrew McCutchen, Miguel Cabrera and Giancarlo Stanton, Ozzie Smith (HOF), Dave Winfield (HOF) and more
- Attend pitching and hitting clinics hosted by *MLB All-Star FanFest* coaching staff and *MLB* legends
- Daily All-Star prizes, giveaways and promotions
- All activities included with the price of admission

FOR MORE INFORMATION VISIT

ALL-STAR GAME.COM

ALL-STAR WORKOUT DAY

2016

JULY 11 ★ PETCO PARK

Gatorade All-Star Workout Day™ is much more than just batting practice. On Monday, July 11, after the *American League® & National League®* All-Stars get their swings in, they'll stay on the field to cheer on their teammates as sluggers from both Leagues compete in the *2016 Home Run Derby®*. Recent winners include Todd Frazier (2015), Yoenis Cespedes (2013 and 2014), Prince Fielder (2009 and 2012), Robinson Cano (2011) and David Ortiz (2010).



JULY 12 ★ PETCO PARK

The Major League Baseball All-Star Game® returns to San Diego for the first time since 1992. The action takes place at Petco Park on Tuesday, July 12 as the game's best take the field for the 87th edition of the *Midsummer Classic™*.





PADRES IN THE COMMUNITY

The San Diego Padres are committed to being active participants in the community and striving to make a meaningful impact on the youth, military and first responder communities in the San Diego and Baja region. We take great pride in giving back to the community by implementing and supporting programs that build community pride and make a difference.

PADRES VOLUNTEER TEAM

The Padres Volunteer Team presented by Toyota is a county-wide volunteer force created to give back to the greater San Diego area. It calls upon Padres fans to join with our players, alumni and staff to donate their time to San Diego's non-profit community, civic organizations and Padres Foundation activities. The volunteer team's mission is to build awareness of and inspire participation in serving the greater San Diego community.



- In the inaugural year (2015), the Padres Volunteer Team attracted more than 4,000 volunteers who collectively donated 8,500 hours to more than 50 San Diego non-profit organizations.
- The Padres are proud to have supported cause areas including: environment, hunger relief, military, homelessness, cancer research, chronic disease, mentorship, youth baseball and athletics, education and health.
- The volunteer team's mission is to build awareness of, and inspire participation in serving the greater San Diego community. Volunteers receive their own t-shirt at their first event and one "Hit" for each out they give back with Padres Volunteer Team. Hits may be redeemed for Padres tickets and exclusive experiences.
- Interested volunteers can learn more at www.padres.com/volunteer.

FUTURE PADRES: YOUTH BASEBALL AND SOFTBALL

#FuturePadres Youth Baseball and Softball Program Powered by Clorox

- For the fifth consecutive year, more than 15,000 youth baseball players representing more than 50 leagues in the San Diego area received Padres-branded jerseys and matching caps as their league uniforms.
- This year, for the first time in Major League Baseball, the Padres also provided more than 6,000 youth softball players representing more than 20 leagues with custom Padres-branded, fashion jerseys with matching headbands.
- By providing the jerseys and caps/headbands free of charge, the leagues are given the opportunity to re-allocate funds typically budgeted toward uniforms to other areas in need of improvement, including field maintenance, landscaping equipment and concession stand improvements. In some cases leagues have been able to significantly drop registration fees, creating an environment where more kids have the opportunity to play baseball and softball.



Padres Baseball Camps

- In 2016 the Padres will offer a series of summer baseball camps across San Diego County for children of all skill levels, ages 5-12. These week-long camps will feature daily instruction from 9:00 a.m.-3:00 p.m. Participants can look forward to exceptional instruction, competition and games, an official Padres Baseball Camp Uniform, a meet and greet with a current or former Padres player or coach, and two tickets to a Padres game for an on-field experience and camp reunion event at the end of the summer. For more information and enrolment, visit www.padres.com/playball.

Jr. RBI / RBI (Reviving Baseball in Inner Cities) supported by Mission Federal Credit Union

- In partnership with Mission Federal Credit Union and the San Diego Hall of Champions, this program provides free baseball and softball opportunities for nearly 1,000 underserved youth through skill development clinics, character development and friendly competition.
- The Jr. RBI program caters to players ages 5 to 12, while RBI provides baseball and softball opportunities to players ages 13 to 18. RBI athletes and volunteer coaches understand that this program is designed to teach life lessons and help build self-esteem through both baseball and softball. The Padres host the Jr. RBI program at the Jackie Robinson Family YMCA, the McGrath Family YMCA of East County, South Bay Family YMCA and the Marine Corps Recruit Depot (MCRD) military installation. The RBI baseball and softball program is hosted in conjunction with Athletic Initiative. For more information visit padres.com/playball.

STAR/PAL (SPORTS, TRAINING, ACADEMICS AND RECREATION / POLICE ATHLETIC LEAGUE)

- In coordination with the Padres, STAR/PAL facilitates seven summer youth baseball clinics throughout the county. Clinic instructors are members of the county's law enforcement agencies, allowing the kids to have a positive interaction with the law enforcement community.

PADRES IN THE COMMUNITY

EDUCATION

Teacher Appreciation Night presented by National University

- Each year, the Padres, with the support of National University, recognize the region's District Teachers of the Year, placing these celebrated educators in the spotlight and allowing our fans to say thank you and recognize our region's best.



Padres Science of Baseball presented by Cymer

- This unique STEM (science, technology, engineering and math) program provides middle school teachers with baseball-specific lesson plans developed to teach math and science through an interactive, innovative curriculum involving examples from the Padres and Petco Park.

Scholarships for Families Who Serve

- During the 2016 season, the Padres Foundation will provide four educational scholarships in the names of Padres greats Jerry Coleman, Tony Gwynn, Trevor Hoffman and Randy Jones. These scholarships will support the children of active duty, retired or veterans of our Armed Forces and be managed through the Marine Corps Law Enforcement Foundation, Wings over America Scholarship Foundation, Marine Corps Scholarship Fund and Tailhook Education Foundation.

HEALTH

Padres Pedal the Cause

- In 2015, the Padres teamed up with Pedal the Cause, a local non-profit known for its two-day cycling fundraising event, to help take the local cancer research and treatment fundraiser to an unprecedented level. The Padres contributed a variety of resources to the event and rallied support within the baseball community through increased funding, riders and volunteers. The Padres are proud to have played an important role in helping to raise \$1.3 million toward collaborative, groundbreaking cancer research benefitting world-class centers right here in San Diego. Padres Pedal the Cause will take place in November 2016 with a variety of scenic routes starting and finishing at Petco Park.



V.I.P.s- Very Important Padres

- The Padres share a special, long-standing relationship with Rady Children's Hospital. For years, Padres players, coaches and front office staff have been touched by the thousands of families from Rady Children's Hospital who have visited Petco Park over the years and given us the opportunity to treat them like V.I.P.s!



PADRES IN THE COMMUNITY

HONORING THOSE WHO SERVE - OUR MILITARY AND FIRST RESPONDER COMMUNITY



- **Military Sundays:** Every Sunday home game is a Military Salute to honor and thank our military, veterans, families and the non-profit organizations that support them. In 2016, the 13 Military Sundays will kick off with April 17 Military Opening Day presented by Northrop Grumman celebrating San Diego's vast military history and our hometown heroes. Once again we will honor each branch of the Armed Services with individual Branch Appreciation Days and every Sunday will feature Padres players in their camouflage jerseys.
- **Marine Recruit Sundays:** Continuing a long-standing tradition with the Padres, recruits from the Marine Corps Recruit Depot attend a Sunday Padres home game as our guests, prior to graduation. This visit is of significant importance because it represents the first time the recruits are permitted to wear the USMC uniform in public.
- **Player Outreach:** Padres' players visit with members of the Armed Forces during each homestand in ballpark, and at local military installations including the Naval Medical Center San Diego. Throughout the season, Padres send "care packages" to our deployed troops around the world.
- **Reenlistments:** The Padres are proud to host service members who choose to reenlist. The formal reenlistment ceremony is held on the field at Petco Park prior to certain home games. This is a small way that the Padres thank and honor these service members, and their families, for their continued service to our nation.



- **Player Outreach:** Padres players visit with members of the Armed Forces during each homestand and also visit local military installations and Naval Medical Center San Diego. Care packages are sent to deployed troops and other military installations around the world throughout the season.
- **Military Website:** The Padres military website (www.padres.com/military) is dedicated to those who protect our country, providing a platform for each branch of the Armed Services to share the stories and experiences of our military's men, women, veterans and their families. The website also serves as an information portal to highlight non-profit programs supporting the military.
- **First Responder Fridays:** The Padres are proud to continue recognizing San Diego's First Responder community - specifically Police, Fire-Rescue and Sheriff personnel and their families - for their service to San Diego. This multi-faceted program includes special pregame ceremonies, in-game recognition, ticket discounts and financial support as well as awareness of the many non-profits that support this special community.



PADRES IN THE COMMUNITY

QUÉ PADRE ("HOW COOL")

In appreciation to our Latino fans on both sides of the border, every Sunday, the Padres will offer special pricing and promotions for families - Domingos Padres! In addition, the Padres will continue to reach out through various other initiatives:

- **"Estrellas":** This program, in partnership with local school districts and non-profits, supports the effort to reduce high school dropout rates and improve health and fitness behaviors within the Hispanic youth population. "Estrellas" (stars) honors students who display a personal or leadership commitment to living a healthier lifestyle, strive for continued academic improvement, and/or improve their citizenship throughout the year.
- **Comunidad Awards:** For the fifth consecutive year, the Padres will recognize four individuals or organizations making a positive impact within the region's Hispanic community under the Padres Foundation's four areas of emphasis - LIVE, LEARN, PLAY and SERVE. Nominations are received through www.padresbeisbol.com with the winners being selected by the Padres' Hispanic Community Advisory Council.
- **Club de Niños y Niñas de Tijuana:** In 2016, the Padres partnered with the Boys and Girls Clubs of Tijuana, to support their educational and recreational programs benefitting the region's low income families living in underserved areas of the city. MLB, through the All-Star Legacy Program, has committed to providing support to this Boys & Girls Club branch (the first of its kind in Mexico) to assist with the refurbishment and rebuilding of its outdoor space allowing more kids to play baseball and softball in a safe, welcoming environment.
- **Ve a los Padres con los Padres (Go to the Padres with the Padres):** This unique program provides fans who live south of the border with a game ticket and transportation to and from Petco Park. Each year this program strives to provide fans from Mexico with an unforgettable Padres experience.



PADRES WIVES

The Padres Wives support our team on and off the field. They are a fellowship of women dedicated to engaging and supporting the San Diego community through year-round volunteer opportunities and fundraising initiatives. The Padres Wives reinforce the organization's commitment to the community and encourage our larger community to engage and help make a positive difference in the San Diego community.

The Padres Wives efforts have seen strong results and provided memorable experiences for our local community. In 2015 the Padres Wives raised funds for the Monarch School, a downtown San Diego school for children affected by homelessness, by hosting an in-ballpark auction of the "Players Favorite Things." They also set aside time to visit with patients from Rady Children's Hospital and spend time with kids from the local YMCAs.





THREE COMMITMENTS OF PADRES OWNERSHIP

- 1) To field a team worthy of the fans support with the goal of competing for a World Series Championship each season.
- 2) To provide a fun, affordable and entertaining experience at Petco Park and to market that experience to a diverse fan base throughout the entire San Diego and Baja California region.
- 3) To be active and vital members of the community.

OFFICERS

Executive Chairman	Ron Fowler
President & Chief Executive Officer	Mike Dee
Executive Vice President, General Manager	A.J. Preller
Executive Vice President, Business Administration & General Counsel	Erik Greupner
Senior Vice President, Chief Marketing Officer	Wayne Partello
Senior Vice President, Chief Financial Officer	Ronda Sedillo
Senior Vice President, Community and Military Affairs	Tom Seidler

EXECUTIVE SUPPORT STAFF

Executive Assistant to the Executive Chairman	Gaby Garcia
Special Assistant to the President & Chief Executive Officer	Jack Verducci
Executive Assistant to the Executive VP, Business Administration & General Counsel	Virginia Schang
Executive Assistant to the Senior VP, Chief Financial Officer	Kim Romano
Administrative Assistant to Baseball Operations	Michaelene Courtis

ACCOUNTING

Director, Accounting	Todd Bollman
Manager, Accounting	Devin Carr
Manager, Payroll	Eugene Harring
Senior Financial Analyst	Kara Vermeulen
Senior Accountant	Gina Jarin
Accountant, Ticketing & Special Events	Corey Bystedt
Accountant, Accounts Receivable	Michelle Matsuo
Staff Accountant, Accounts Payable	Amy Sterk
Specialist, Payroll	Matt Brynie
Coordinator, Purchasing & Diverse Business Partners	Doris Middleton
Coordinator, Payroll	Brandon Kendall
Assistant, Accounts Payable	Sue Kopas

BALLPARK MANAGEMENT

Vice President, Ballpark Operations & General Manager Petco Park	Mark Guglielmo
Senior Director, Ballpark Operations	Nick Capo
Director, Event Operations	Ken Kawachi
Director, Field Operations	Matt Balough
Assistant Director, Field Operations	Peter Hayes
Director, Guest Services	Kameron Durham
Director, Security	John Leas
Manager, Event Operations	Rob Arnold
Manager, Event Operations	Roberto Castro
Manager, Event Operations	Mark Schmidt
Manager, Guest Services	Christina Hall
Manager, Premium Services	Shawn Rossi
Manager, Security & Transportation	Matt Kennedy
Coordinator, Disabled Guest Services	Robin Smith
Coordinator, Loading Dock	Gabe Soto
Groundskeeper	Eric Moreno
Assistant Groundskeeper	Robert Gladwell
Assistant, Special Projects	Sanja Hadrovic

PRODUCED BY THE SAN DIEGO PADRES COMMUNICATIONS DEPARTMENT

Josh Ishoo - Editor

Jonathan Griffith - Graphic Designer

DESIGN/EDITORIAL ASSISTANCE

Wayne Partello	Shana Wilson	Danny Sanchez	Tom Seidler	Justin Gaspar	Thomas Higdon
Sue Botos	Bill Center	Patrick Kurish	Justin Aikin	Nicole Miller	Katie Jackson

INTERIOR PHOTOGRAPHY

Andy Hayt	Scott Wachter	Kevin Dodge	Shana Siler
-----------	---------------	-------------	-------------

PRINTING

Ben Franklin Press • Tempe, AZ

STATISTICS

MLB Baseball Information System Elias Sports Bureau Stats LLC Baseball-Reference.com MiLB.com Retrosheet.org (Dave Smith)

The information contained within the 2016 San Diego Padres Media Guide is accurate as of February 25, 2016. It is intended for use by accredited media members. Those desiring to use this information for commercial purposes must contact the Padres Media Relations Department at (619) 795-5265.

For more information about the Padres visit:

www.padres.com
 www.padres.com/friarwire
 www.padresbeisbol.com
 www.facebook.com/padres
www.twitter.com/padres
 www.twitter.com/lospadres

BALLPARK FACILITIES MANAGEMENT

Senior Director, Facility Services.....	Randy McWilliams
Director, Facilities Services.....	John McEvoy
Senior Facilities Engineer.....	John Cooper
Senior Facilities Engineer.....	David Craven
Senior Facilities Engineer.....	Steve Heimer
Senior Facilities Engineer.....	Stan Romo
Senior Facilities Engineer.....	Lee Stecker
Facilities Administrator.....	James Gregoire
Facilities Engineer.....	Jose Garcia
Facilities Engineer.....	Albert Rios
Facilities Engineer.....	Markez Tamayoshi
Facilities Engineer.....	Bruce Wafer
Primary Painter.....	Matt Wilson

BASEBALL OPERATIONS

Vice President, Assistant General Manager.....	Fred Uhlman, Jr.
Vice President, Scouting Operations.....	Don Welke
Assistant General Manager.....	Josh Stein
Senior Advisor to GM/Director, Player Personnel.....	Logan White
Senior Advisor/Major League Scout.....	Randy Smith
Senior Advisor, Baseball Operations.....	Trevor Hoffman
Director, Player Development.....	Sam Geaney
Director, Amateur Scouting.....	Mark Conner
Director, Professional Scouting.....	Pete DeYoung
Director, International Scouting.....	Chris Kemp
Director, Pacific Rim Operations.....	Acey Kohrogi
Director, Baseball Operations.....	Nick Ennis
Director, Baseball Research and Development.....	Brian McBurney
Director, Baseball Information Services.....	Matt Klotsche
Director, Team Travel.....	Brian Prilaman
Architect, Baseball Systems.....	Wells Oliver
Assistant Director, Player Development.....	Ben Sestanovich
Assistant to the Director, Amateur Scouting.....	Eddie Ciafardini
Special Assistant, Baseball Operations.....	Mark Loretta
Special Assistant to the GM/Scouting.....	David Post
Special Assistant, Player Development.....	Moises Alou
Advisor, Baseball Operations.....	Hideo Nomo
Head Athletic Trainer.....	Mark Rogow
Assistant Athletic Trainer.....	Paul Navarro
Assistant Athletic Trainer.....	Will Simon
Strength & Conditioning Coach.....	Brett McCabe
Massage Therapist.....	Philip Kerr
Manager, Visiting Clubhouse.....	David Bacharach
Manager, Clubhouse & Equipment.....	Spencer Dallin
Manager, Peoria Clubhouse.....	Zach Nelson
Manager, Scouting & Player Development Video Operations.....	Matt Simonetti
Manager, Peoria Operations/Spring Training.....	Todd Stephenson
Assistant Equipment Manager & Umpire Room Attendant.....	Tony Petricca
Coordinator, Amateur Scouting & Baseball Operations.....	Layne Gross
Coordinator, Advance Scouting & Baseball Operations.....	Patrick Cohlan
Coordinator, Major League Staff.....	Casey Myers
Coordinator, Video – Clubhouse.....	Mike Tompkins
Coordinator, Video – Scouting/Player Development.....	Matt Schaffner
Clubhouse Assistant – Home.....	James Bigler
Clubhouse Assistant – Home.....	Josh Verneti
Clubhouse Assistant – Peoria.....	Kyle Ross

BROADCASTERS

Broadcaster.....	Jesse Agler
Broadcaster.....	Dick Enberg
Broadcaster.....	Mark Grant
Broadcaster.....	Carlos Hernandez
Broadcaster.....	Ted Leitner
Broadcaster.....	Don Orsillo
Broadcaster.....	Eduardo Ortega

BUSINESS ANALYTICS & TICKET OPERATIONS

Vice President, Strategy & Information.....	Ryan Gustafson
Director, Ticket Operations.....	Jim Kiersnowski
Manager, Business Analytics.....	Scott Robish
Business Analyst.....	Matt Sullivan
Senior Manager, Ticket Operations.....	Gabriel Kunde
Senior Manager, Ticket Systems.....	Ellen LoPresti
Senior Manager, CRM.....	Lisa Beno
Manager, Box Office Operations.....	Ben Coleman
Assistant Manager, Box Office.....	Kirsten Zeise
Assistant Manager, Box Office.....	Melissa Ascher
Lead Ticket Operations Agent.....	Brendan Freeman



COMMUNICATIONS

Director, Communications	Shana Wilson
Senior Manager, Media Relations	Josh Ishoo
Coordinator, Communications	Danny Sanchez
Coordinator, Media Relations	Darren Feeney

COMMUNITY RELATIONS

Vice President, Community Relations	Sue Botos
Manager, Community Relations & Content	Annie Heilbrunn
Manager, Community Relations & Hispanic Outreach	Veronica Nogueira
Manager, Community Relations & Padres Foundation	Christina Papasedero
Manager, Community Outreach & Padres Foundation	Allison Eddy
Manager, Player & Family Relations	Megan Otto
Coordinator, Community Outreach & Padres Foundation	Connor Novak

CONCESSIONS & HOSPITALITY

Vice President, Chief Hospitality Officer	Scott Marshall
Manager, Guest Experience	Jessica Walsh
Coordinator, Hospitality	Dan Gora

CONTENT

Director, Content	Nicky Patriarca
Manager, Social Media	Maddie Gritsch
Multimedia Producer	Seth Foster
Host, <i>Padres Social Hour</i>	Mike Janela

CORPORATE PARTNERSHIPS

Vice President, Corporate Partnerships	Sergio del Prado
Director, Partnership Services	Danielle Sergeant
Senior Manager, Partnership Development	Ryan Thorvaldsen
Manager, Partnership Services	Nick Maranda
Manager, Partnership Services	Evin Martinez
Manager, Partnership Services	Eddie Quinn
Manager, Partnership Development	Jeff Farmer
Manager, Partnership Development	Alyssa Shuman
Manager, Partnership Development	Ryan Sollazzo
Coordinator, Partnership Services	Kaitlynn Reilly
Assistant, Partnership Services	Hunter Khaleghi

ENTERTAINMENT & PRODUCTION

Senior Director, Game Day Presentation	Matt Coy
Director, Broadcasting/Project Management	Erik Meyer
Director, Production	Brendan Nieto
Manager, In-Park Entertainment	Mike Grace
Manager, Production Engineer	Hendrik Jaehn
Manager, Scoreboard Operations	Jeff Praught
Manager, Video Board Operations	Cole Gallagher
Producer, Video	Kevin Dodge
Producer, Video	Sandy O'Toole
Producer, Graphics & Animations	Nial Nelson-Hopkins
Videographer/Producer	Randy Wesley

HUMAN RESOURCES

Director, Human Resources	Sara Greenspan
Human Resources Business Partner	Annette Hock
Human Resources Generalist	Cheryl Horner
Human Resources Generalist	Lynn McLaughlin
Supervisor, Mailroom	Alan Valentine
Assistant, Human Resources	Allie Becker

INFORMATION TECHNOLOGY

Director, Information Technology	Ray Chan
Supervisor, IT Operations	Kathlene Gusel
Senior Network Administrator	Michael Cross
Senior Systems Administrator	Oscar Castro
Telecom Administrator	Hector Ortega
Desktop Support Specialist	Daryl Banez

LEGAL

Deputy General Counsel	Caroline Perry
------------------------------	----------------

MARKETING & CREATIVE SERVICES

Director, Marketing & Brand Activation	Katie Jackson
Manager, Advertising	Nicole Miller
Manager, Community Marketing	Darryl Mendoza
Lead Graphic Designer	Jonathan Griffith
Graphic Designer	Justin Aikin
Graphic Designer	Justin Gaspar
Coordinator, Creative Services	Thomas Higdon

MILITARY AFFAIRS

Military Affairs Advisor	Rear Admiral JJ Quinn USN (Ret.)
Director, Military Affairs	Michael Berentson
Manager, Military Affairs	Mia Taravella

SPECIAL EVENTS

Vice President, Corporate & Event Revenue	Jeremy Horowitz
Senior Manager, Special Events	Jaclyn Lash
Manager, Business Innovation Group	Allie Asuncion
Manager, Business Innovation Group	Kristie Ewing
Manager, Special Events	Stephanie Grace
Coordinator, Special Events	Paula Badali
Coordinator, Special Events	Kevin Corrigan
Coordinator, Special Events	Alyssa Frediani

TICKET SALES

Vice President, Ticket Sales	Eric McKenzie
Coordinator, Sales Operations	Katie Brown

PADRES PREMIUM PLUS

Manager, Padres Premium Plus	Ismena Castellon
Manager, Padres Premium Plus	Brad Dwight
Manager, Padres Premium Plus	Julia Winter

GROUP TICKETS AND HOSPITALITY

Director, Group Tickets & Hospitality	Curt Waugh
Manager, Group Tickets & Hospitality	Chelsea Dill
Senior Account Executive & Team Lead, Group Tickets & Hospitality	Ryan Eifler
Senior Account Executive, Group Tickets & Hospitality	Scott Baird
Senior Account Executive, Group Tickets & Hospitality	Chris Beal
Senior Account Executive, Group Tickets & Hospitality	Ryan Dillon
Senior Account Executive, Group Tickets & Hospitality	Jenna Sain
Senior Account Executive, Group Tickets & Hospitality	Logan Washburn
Account Executive, Group Tickets & Hospitality	Ryan Austin
Account Executive, Group Tickets & Hospitality	Stephanie Maas
Account Executive, Group Tickets & Hospitality	Lindsay Mauro
Account Executive, Group Tickets & Hospitality	Sean Nickelsen
Account Executive, Group Tickets & Hospitality	Elizabeth Ramirez
Account Executive, Group Tickets & Hospitality	Travis Ratliff
Account Executive, Group Tickets & Hospitality	Sean Smallwood
Account Executive, Group Tickets & Hospitality	Josh Targe
Representative, Group Tickets & Hospitality	Brandon Drechsler

MEMBERSHIP DEVELOPMENT

Manager, Membership Sales	Jeff Gould
Manager, Membership Development	Matt Clark
Manager, Membership Development	Carter Motley
Account Executive, Membership Development	Alec Arsh
Account Executive, Membership Development	Jesse Correia
Account Executive, Membership Development	Jazmin Daigle
Account Executive, Membership Development	Drew Fischer
Account Executive, Membership Development	Anil Guerrero
Account Executive, Membership Development	Kirk Leopoldo
Account Executive, Membership Development	Jack Maloney
Account Executive, Membership Development	Scott Nickerson
Representative Membership Development	Will Cannon

MEMBERSHIP SERVICES

Director, Membership Services	Sindi Edelstein
Manager, Membership Services	Steve Carter
Manager, Premium Services	Hayley Hallam
Manager, Suite Services	Krystle Hogan
Senior Account Specialist & Team Lead, Membership Services	Maggie Vandura
Senior Account Specialist, Membership Services	Nick Golden
Account Specialist, Membership Services & Team Lead	Hans Hodvil
Account Specialist, Membership Services	Lauren Adams
Account Specialist, Membership Services	Danielle MacNeil
Account Specialist, Membership Services	Will Grant
Account Specialist, Membership Services	Stacey Hallam
Account Specialist, Membership Services	Andrew Jensen
Account Specialist, Membership Services	Reyes Miranda
Account Specialist, Membership Services	Andrew Shrader
Account Specialist, Membership Services	Kevin Smith
Account Specialist, Membership Services	Will Kelly
Rookie Specialist, Membership Services	Isiah Burks-Harvey
Rookie Specialist, Membership Services	Abby Kremin
Rookie Specialist, Membership Services	Stephanie Lyons



PETER SEIDLER

MANAGING PARTNER

- Peter Seidler is the Managing Partner of the holding company that owns the San Diego Padres and its related assets and is the lead investor in the ballclub. The Padres' ownership group has made a long-term commitment to San Diego, with a focus on three primary priorities: (1) Winning Baseball, (2) Exceptional and Memorable Family-Friendly Fan Experience at Petco Park and (3) Community Leadership and a commitment to positive, sustainable contributions throughout San Diego. Padres ownership can be described simply as consistent supporters of the great San Diego community and passionate, hard-working leaders committed to building a respected and significant MLB ballclub.

- Seidler is a founder and managing partner of Seidler Equity Partners ("SEP"), a family-oriented private equity fund that provides capital and management support to growing entrepreneurial companies across the United States. SEP was established in 1993 and manages equity capital with a market value of approximately \$2 Billion. SEP has backed proven entrepreneurs with strategic support and equity capital in a variety of industries including: health/fitness, advertising, scuba diving/recreation, printing equipment, children's clothing and other products. The firm's philosophy is to apply a long-term and patient strategic approach in helping entrepreneurs and the companies they have founded and built continue on a path of success, job creation and excellence. Seidler's SEP office is in Del Mar, Calif.

- Peter and his wife, Sheel, focus their philanthropic activities on health and medical matters. They are active with the San Diego Chapter of the Juvenile Diabetes Research Foundation, The American Cancer Society, The Turning Point Home (a San Diego facility dedicated to treating young women with addiction-related diseases), and various health and wellness initiatives at The Mayo Clinic in Rochester, Minn. Peter is a member of the Board of Trustees at The University of San Diego.

- Seidler earned a Bachelor's degree in commerce from the University of Virginia, and a Master of Business Administration from the University of California, Los Angeles.

- Peter and Sheel live in La Jolla with their two daughters. They enjoy yoga, surfing and hiking at Torrey Pines, and appreciate San Diego's diverse, rustic and soulful culture.



Ron Fowler, A.J. Preller, Andy Green, Peter Seidler and Mike Dee



RON FOWLER

EXECUTIVE CHAIRMAN

- Ron Fowler is the Executive Chairman and co-owner of the San Diego Padres and the Chairman and CEO of Liquid Investments, Inc. He is a principal and board member of both Beer Capitol Distributing in Milwaukee, Wisconsin and of Columbia Distributing in Oregon and Washington. Recognized as a beverage industry leader, Ron has chaired or been a member of numerous corporate and association boards over the past 40 years.
- Ron's special interest is higher education. He was the primary financial contributor and chaired the successful campaign to create the Entrepreneurial Management Center at San Diego State University (SDSU) and served as the first chairman of its board of governors. He is chairman emeritus of the SDSU Campanile Foundation and past chairman of the President's Advisory Board. In 2005, Ron received an honorary doctorate from SDSU. Since 1996, Ron has served on the University of San Diego's Board of Trustees and currently serves as board chair. In 2014, Ron received the Distinguished Alumnus Award from the University of St. Thomas.
- An avid sports enthusiast, Ron chairs the Executive Committee of the San Diego Hall of Champions. From 1987-1991, he was the Owner/Managing General Partner of the San Diego Sockers professional soccer team. In 1991, he was recognized as "San Diego Sports Businessman of the Year." He chaired the Mayor's Task Force on Padres Planning, was the founding chair of the San Diego International Sports Council, and chaired the San Diego Super Bowl Task Force and the 2003 Super Bowl Host Committee. Ron's efforts were instrumental in San Diego being awarded the 2016 Major League Baseball All-Star game.
- Ron has been recognized many times for his leadership roles in athletics, entrepreneurship and community service. In recent years, he received the first Chairman's Award from the San Diego County Board of Supervisors, was named Herb Klein Civic Leadership Honoree by the Regional EDC, received the Downtown San Diego Partnership's Alonzo Award, and was Big Brothers/Big Sisters of San Diego County's Person of the Year. In 2013, he was honored with the Guthrie Award by the Huntington's Disease Society of America and was named "Sportsman of the Year" by the San Diego Hall of Champions. Last year, Ron was honored by the San Diego Chamber of Commerce with the Herb Klein Spirit of San Diego Award.
- Ron and his wife, Alexis, are the parents of five children and grandparents of two girls.



Major League Baseball Commissioner Rob Manfred and Padres Executive Chairman Ron Fowler unveiled the 2016 All-Star Game logo at Petco Park on July 17, 2015



MIKE DEE

PRESIDENT AND CHIEF EXECUTIVE OFFICER

- Mike Dee was named President and CEO of the San Diego Padres on July 17, 2013. Since his return to San Diego, Dee has led the effort to revamp the organization's baseball operations philosophy, overseen ownership's commitment to renovate and improve Petco Park, spearheaded the club's successful bid for the 2016 Major League Baseball All-Star Game and focused on transforming Petco Park into a 365 day year-round facility with a variety of different events beyond Padres baseball.
- Dee returned to San Diego after having spent eight successful seasons with the Padres from 1995-2002, joining the club as director of corporate development before several promotions that led to his appointment as senior vice president of business affairs in 2001. During his first tenure with the Padres, the club won two division titles, a National League pennant and successfully passed proposition C that led to the construction of Petco Park.
- Dee spent parts of eight seasons with the Boston Red Sox from 2002 to 2009, the last seven of which were as the team's Chief Operating Officer working under former Padres and current Red Sox CEO Larry Lucchino. During his tenure in Boston, the Red Sox won two World Series titles and set franchise records for attendance and revenue each year, including an MLB record consecutive sellout streak. While in Boston, Dee also created and served as president of Fenway Sports Group (now Fenway Sports Management), a sister company to the Red Sox which diversified the team's interests into other sports. Most notable during his tenure was the acquisition of Roush Racing, renamed Roush Fenway Racing, one of NASCAR's most prominent racing teams. Dee was a co-director of the enterprise and tasted victory lane at Daytona Motor Speedway in February 2009 as Roush Fenway driver Matt Kenseth won the Daytona 500.
- Prior to his return to San Diego in 2013, Dee served as President & CEO of the Miami Dolphins and Sun Life Stadium from 2009-2013. While in South Florida, Dee consummated a naming rights agreement with Sun Life and oversaw one of the busiest football venues in the country with the Dolphins, University of Miami and Orange Bowl as anchor tenants. Dee also presided over Sun Life Stadium hosting Super Bowl XLIV in 2010, the BCS National Championship in 2013 and Wrestlemania XXVIII in 2012. Dee was also very involved in the South Florida community. He founded the Dolphins Cycling Challenge, a bike-a-thon that benefits the University of Miami's Sylvester Cancer Center, which in five years has already grown into one of the largest charitable events in the state of Florida, having raised nearly \$10 million for cancer treatment and research since 2010.
- A native of Baltimore, Md., Dee attended Franklin & Marshall College in Lancaster, Pa. where he still serves on the Advisory Board. In addition to serving as Trustee at La Jolla Country Day School, Dee also serves on a number of boards, including Padres Pedal the Cause and the Pan Mass Challenge, the nation's largest athletic fundraising event in Boston.
- Dee and his wife, Karen, have two sons - Spencer (16) and Tommy (14).



Mike Dee and members of the Padres Volunteer Team take part in a community volunteer event



A.J. PRELLER

EXECUTIVE VICE PRESIDENT/GENERAL MANAGER

- A.J. Preller was named executive vice president/general manager of the San Diego Padres on August 6, 2014. He joined the Padres from the Texas Rangers, where he previously served as assistant general manager, overseeing the player development and scouting departments and serving as a key advisor on all player acquisitions. Since becoming general manager, Preller has made a number of key additions to the club in multiple areas, including the Major League roster, the player development system and the baseball operations department.

- Shortly after the 2015 season came to an end, Preller hired new field manager Andy Green to lead the Major League team and bring new additions to the Major League coaching staff. Among Preller's key player acquisitions heading into 2016 are outfielder Jon Jay, shortstop Alexei Ramirez and pitchers Fernando Rodney, Carlos Villanueva and Drew Pomeranz. After standing firm at the 2015 trade deadline, Preller later acquired four of the Red Sox organization's top prospects in exchange for Craig Kimbrel, including infielder Javier Guerra and outfielder Manuel Margot, who were ranked as the Padres' No. 1 and No. 2 prospects by Baseball America heading into the 2016 season, as well as left-hander Logan Allen, who was ranked as the No. 8 prospect in the organization.

- In his first offseason with the Padres, Preller acquired outfielders Matt Kemp, Justin Upton and Wil Myers, as well as catcher Derek Norris, all in a span of 24 hours on December 19, 2014. Those moves were among a total of 30 transactions in that timeframe, a Major League record for a day's worth of transactions. In addition, he acquired right-handed pitcher Brandon Maurer via trade. Preller also added free agent James Shields to the rotation. He acquired a number of players while retaining top prospects Hunter Renfroe and Austin Hedges. Hedges went on to make his Major League debut in 2015, while Renfroe enters the 2016 season ranked as the No. 3 prospect in the organization by Baseball America.

- Over the course of his first 18 months with the Padres, Preller also made key additions to the baseball operations department in Vice President, Scouting Operations Don Welke, Senior Advisor to GM/Director of Player Personnel Logan White, Director of Player Development Sam Geaney and International Scouting Director Chris Kemp, as well as Special Assistants Moises Alou and Dave Post. Preller also promoted Pete DeYoung to director of professional scouting and Mark Conner to director of amateur scouting.

- Over 10 years in Texas, Preller held a number of baseball operations roles in the organization. He was a central figure in the group that spearheaded the Rangers' efforts to upgrade the talent level throughout the system, playing an instrumental role in the club's consecutive World Series appearances in 2010-11, as well as in the construction and organization of the Rangers' development program in the Dominican Republic. From 2010-13, he served as a senior director of player personnel, overseeing professional, international and amateur scouting.

- Prior to joining the Rangers, Preller spent three years in the baseball operations department of the Los Angeles Dodgers, working with the professional, amateur and international scouting departments. He also was heavily involved in salary arbitration work for the Dodgers.

- A native of Huntington Station, N.Y., Preller graduated Summa Cum Laude from Cornell University in 1999. He began his baseball career with an internship for the Philadelphia Phillies before taking a position with the Arizona Fall League where he worked under Hall of Famer Frank Robinson, whom he later joined at Major League Baseball for two years, aiding Robinson in several areas and working closely with the Labor Relations Department on salary arbitration issues.



A.J. Preller and the Padres recognized Vice President, Scouting Operations Don Welke for his 50 years in Major League Baseball



ERIK GREUPNER

EXECUTIVE VICE PRESIDENT, BUSINESS ADMINISTRATION & GENERAL COUNSEL

- Erik Greupner was promoted to his current post of executive vice president, business administration & general counsel in November 2014. He previously held the role of senior vice president, business administration & general counsel since October 2011, and originally joined the Padres in December 2010 as senior vice president, general counsel. In his current role, Greupner has responsibility for legal and government affairs, ballpark and facility operations, human resources and information technology.
- Prior to joining the Padres, Greupner worked as a corporate and transactional attorney with the international law firm Gibson, Dunn & Crutcher LLP. While at Gibson Dunn, he advised senior management of public and private companies in general corporate matters, acquirers and targets in mergers and acquisitions transactions, and institutional investors and fund sponsors in the formation and operation of private investment funds.
- Prior to joining Gibson Dunn, Greupner worked in sales and management roles with Goldman Sachs & Company, Scudder Weisel Capital, LLC and Life Time Fitness.
- Greupner earned his Juris Doctor degree magna cum laude from the University of San Diego School of Law, where he was a member of the Order of the Coif, as well as executive comments editor of the San Diego Law Review. He served as a judicial intern for the Honorable M. Margaret McKeown, U.S. Court of Appeals, Ninth Circuit.
- A native of Minneapolis, Minn., Greupner graduated cum laude from Wheaton College, Illinois with a Bachelor of Arts degree in philosophy and communications. He currently serves as the Vice Chairman of the advisory board of trustees of Rady Children's Hospital Foundation and business law emphasis advisory board of the Chapman University Fowler School of Law. He and his wife, Laura, have a son, Thomas, and two daughters, Ella and Kate.



WAYNE PARTELLO

SENIOR VICE PRESIDENT, CHIEF MARKETING OFFICER

- Wayne Partello joined the Padres in October 2013 and oversees all aspects of the Padres marketing and communications platforms encompassed by the following departments: marketing, creative services, communications, entertainment & production, broadcasting and content.
- In his first season with the Padres, Partello oversaw the development of a number of new marketing and content initiatives, including the launch of Padres Social Hour, a daily, hour-long pregame show that is streamed live on padres.com, and simulcast on FOX Sports San Diego and ESPN 1700.
- Partello joined the Padres after four years with the Miami Dolphins where he was responsible for a wide footprint of marketing and media areas, including but not limited to the development and oversight of The Finsiders (the Dolphins' integrated media arm), the team's advertising and creative efforts and the organization's game day entertainment experience.
- Prior to joining the Dolphins, Partello spent 11 years at Entercom Communications in his hometown of Boston in a variety of marketing and digital media roles, including work on the Boston Red Sox radio network.
- Partello and his wife, Kristen, have two daughters: Julia and Emily.



RONDA SEDILLO

SENIOR VICE PRESIDENT, CHIEF FINANCIAL OFFICER

- Ronda Sedillo enters her fourth season as senior vice president/chief financial officer after joining the Padres in January 2013. She manages a staff of 13 in the finance/accounting department.
- Sedillo brings more than 25 years of experience in the accounting industry to her role. She spent 12 years at Arrowhead General Insurance Agency, Inc. (AGIA), serving as chief accounting officer for seven years. In that role, Sedillo managed sell-side due diligence of AGIA to private equity in 2006, and then again was on the sell-side due diligence team to public company Brown & Brown (BRO) in late fall 2011.
- Prior to her time at AGIA, Sedillo spent seven years at PricewaterhouseCoopers, serving as a tax manager for the final three years of her tenure.
- A San Diego native and life-long Padres fan, Sedillo received a Bachelor of Science degree in accounting from San Diego State University. She remains active at her alma mater, serving on the Campanile Foundation Athletics Committee and as a guest lecturer and mentor for the Sports MBA program.
- She currently serves on the Board of Directors for the San Diego chapter of the American Red Cross and is a Red Coat for the San Diego Bowl Games Association. She is an active member of the San Diego CFO Roundtable and the Financial Executives Institute.
- Sedillo and her husband, Chris, reside in Tierrasanta. They have two grown children, Ashley, a 2006 graduate of SDSU and Dustin, a 2010 graduate of CSU Fullerton.



TOM SEIDLER

SENIOR VICE PRESIDENT, COMMUNITY & MILITARY AFFAIRS

- Tom Seidler enters his fourth full season with the Padres and second season as senior vice president, community and military affairs, a role in which he oversees all aspects of the club's community relations and military outreach efforts, as well as Hispanic community engagement. In 2015, Seidler oversaw the development and launch of the Padres Volunteer Team, a county-wide volunteer force created to give back to the greater San Diego area. In its first year, the Padres Volunteer Team amassed nearly 4,000 members of the community including fans, alumni and staff, and provided 8,430 volunteer hours to local non-profits.
- Seidler moved to San Diego from Visalia, where he spent the previous six years operating the Visalia Rawhide minor league club in the Advanced-A, California League. Seidler served as President and General Manager of the franchise. Under Seidler's leadership, the Rawhide went from having the lowest attendance among all 120 full-season minor league teams to breaking a 62-year-old attendance record in 2009, the first of four consecutive years of all-time record attendance. In 2012, Seidler was recognized as Executive of the Year, and the Rawhide was tabbed Organization of the Year in the California League.
- Prior to leading the Rawhide, Seidler held various roles in professional baseball with the Los Angeles Dodgers, and minor league teams in Port St. Lucie, Kissimmee, Great Falls, Stockton, and Caracas, Venezuela.
- Seidler earned a Bachelor of Arts degree from the University of Notre Dame and a Master of Business Administration from the Owen School at Vanderbilt University. He is a proud full-time resident of downtown San Diego and currently serves on the board of directors of both the Downtown San Diego Partnership and Big Brothers, Big Sisters of San Diego County. Seidler also is a member of the Athletics Committee of the Board of Trustees of the University of San Diego.



SUE BOTOS

VICE PRESIDENT, COMMUNITY RELATIONS

- Sue Botos enters her 18th season with the San Diego Padres in 2016, her sixth in the role of vice president, community relations, overseeing all areas of the Club's community outreach and philanthropy.
- Since 2012, Botos has overseen the conceptualization and implementation of the Future Padres program, which in 2016 will outfit more than 25,000 local youth baseball and softball players in Padres jerseys and caps – free of charge. Botos has played a part in other milestone programs, including the development of the first college scholarship program in Major League Baseball, Padres Scholars.
- Born and raised in Cleveland, Botos is a 1991 graduate of The Ohio State University. She resides in San Diego with her husband, Doug.



SERGIO DEL PRADO

VICE PRESIDENT, CORPORATE PARTNERSHIPS

- Sergio del Prado enters his second season with the Padres after joining the club in June 2015 as vice president, corporate partnerships, a role in which he oversees corporate sponsorship sales and service. Del Prado came to San Diego from Los Angeles, where he spent nine seasons with the Dodgers prior to starting his own sports marketing consulting business, del Prado Group Sports Marketing Consulting.
- With the Dodgers, del Prado most recently served as vice president, sales, overseeing ticket sales, sponsorship sales and service, Spanish broadcast sales and service and premium sales and service. Prior to joining the Dodgers, del Prado spent two years as general manager of the Los Angeles Galaxy soccer team. Under his watch, the team led Major League Soccer in attendance and sponsorship revenue, while playing for the MLS Cup.
- Del Prado previously worked with the Women's World Cup and spent nine years with the Los Angeles Kings of the National Hockey League, ultimately serving as director of marketing and corporate sales.
- Born in Havana, Cuba, Del Prado earned a Bachelor of Science degree in business administration from California State University, Long Beach. He and his wife, Leslie, have two children: Monica and Eric.



MARK GUGLIELMO

VICE PRESIDENT, BALLPARK OPERATIONS/GM - PETCO PARK

- Now entering his 31st season with the Padres, Mark Guglielmo was named Vice President, Ballpark Operations/General Manager – Petco Park in November 2010. He is responsible for all facility management and event operations at Petco Park, while also overseeing engineering, building maintenance and repairs, cleaning and janitorial services, playing field and exterior landscape maintenance, broadcast and transmission operations, guest services, security and transportation and capital projects.
- Guglielmo joined the Padres in 1985 as scoreboard supervisor. He was named director of video operations and special projects in 1988 and director of stadium operations in 1995.
- Guglielmo earned a Business Administration degree from the University of Redlands and studied communications at the University of California, San Diego. He resides in the Mission Hills area of San Diego with his wife, Chris. He has three grown children: daughters Meghan, Mallory and son, Dominic.



RYAN GUSTAFSON

VICE PRESIDENT, STRATEGY AND INNOVATION

- Ryan Gustafson joined the Padres full time in April 2013 and was promoted to his current post in November 2015. As vice president, strategy and innovation, Gustafson is responsible for strategic planning across the Padres' business operations, overseeing the business analytics, CRM and ticket operations departments. He also assists the Padres' ownership and executive teams with financial projections and special projects.

- Prior to joining the Padres, Gustafson worked at the Major League Baseball Commissioner's Office as a part of the Commissioner's Ticketing Review Committee.

- A 2011 graduate of the Padres internship program, he has also spent time with the Seattle Seahawks & Sounders and the Seattle Supersonics.

- Gustafson earned a Master of Business Administration from Harvard Business School in 2012. He graduated Summa Cum Laude with a Bachelor of Arts in economics and a Bachelor of Arts in business from the University of Puget Sound in 2008.

- Originally from Bellevue, Wash., Gustafson now resides in La Jolla, Calif.



JEREMY HOROWITZ

VICE PRESIDENT, CORPORATE AND EVENT REVENUE

- Jeremy Horowitz was promoted to his current post of vice president, corporate and event revenue in June 2015, expanding his business development role to oversee not only ballpark events, but also corporate partnerships. He spent the previous five years as vice president, Petco Park events, responsible for all matters related to the sales and execution of non-baseball events at Petco Park. During that time, Petco Park saw unprecedented growth in the number, size and scope of events, as well as event revenue. Horowitz joined the Padres in 2004 as associate counsel.

- Prior to joining the Padres, Horowitz worked as a corporate and transactional attorney with the international law firm Latham & Watkins LLP.

- Horowitz earned his Juris Doctor degree from the University of Southern California Law School, where he was a member of the Order of the Coif. He graduated cum laude from Georgetown University with a Bachelor of Arts degree in American government.



SCOTT MARSHALL

VICE PRESIDENT, CHIEF HOSPITALITY OFFICER

- Scott Marshall enters his fourth season with the Padres, his second as vice president, chief hospitality officer. Marshall was promoted to his current role in November 2014 after joining the Padres in January 2013 as vice president, concessions and retail. In his current role, Marshall is charged with developing and implementing the overall hospitality strategy for the Padres and Petco Park by building brands, creating new concepts and driving fan experience.

- Prior to the Padres, Marshall spent 25 years with Centerplate, one of the largest hospitality companies in the world, with more than 250 North American sports, entertainment and convention venues. Most recently, he served as senior vice president of innovation and fan engagement, directing the company's overall strategy for CRM promotions & programs, best practices, new innovation and emerging technologies.

- Marshall earned his Bachelor of Business Administration in finance from the University of San Diego. He also attended and played football at the University of Southern California. He and his

wife, Nicol, reside in San Diego. They have three daughters: Taylor, who attends University of San Diego, Madison, who attends Saint Mary's, Notre Dame, and Riley, who attends UC Davis.



ERIC MCKENZIE

VICE PRESIDENT, TICKET SALES

- Eric McKenzie enters his third season as vice president, ticket sales, overseeing all areas of ticket sales and service, including season tickets, group tickets, suites and premium sales.

- McKenzie came to the Padres in April 2012 from the Cleveland Indians, where he was the director of group and inside sales, managing all day-to-day operations of group sales, suites and inside sales. Prior to his time with the Indians, McKenzie worked for the San Antonio Spurs, Arizona Diamondbacks and Phoenix Suns in a variety of ticket sales and sales management roles.

- A 2006 graduate of Mount Vernon Nazarene University, McKenzie double majored in Business and Sports Management. He resides in San Diego, with his wife, Liz, and their daughters, Kate and Emma.



FRED UHLMAN, JR.

VICE PRESIDENT/ASSISTANT GENERAL MANAGER

- A veteran of 31 seasons in professional baseball, Fred Uhlman, Jr. has spent the past 21 seasons with the San Diego Padres. He was promoted to his current post of vice president/assistant general manager in November 2008.
- Uhlman joined the Padres in March 1995 as a special assistant to the general manager, following 10 years in the Baltimore Orioles' scouting and player development departments. He was named assistant general manager the following season, in January 1996.
- Uhlman's responsibilities involve assisting Executive Vice President/General Manager A.J. Preller in all areas of baseball operations, including evaluation of talent at the Major, minor

and amateur levels, player transactions and contract negotiations. Additionally, he works closely with scouting and player development on the day-to-day operations of the Padres' player development department.

- Raised in Georgetown, Texas, Uhlman moved to Baltimore in 1985 and joined the Orioles as a part-time assistant in player development and scouting. He attained full-time status in 1987 and was promoted to assistant to the director of scouting two years later. In 1991, he was named Baltimore's assistant director of scouting.
- Uhlman resides in San Diego.



DON WELKE

VICE PRESIDENT, SCOUTING OPERATIONS

- Don Welke was named vice president, scouting operations for the San Diego Padres on August 19, 2014. He joined the Padres after spending parts of the last eight seasons with the Texas Rangers, where he most recently held the role of senior special assistant to the general manager, scouting. In that role, Welke assisted the general manager and his staff in personnel evaluation and served as a resource in all areas of baseball operations.
- Welke brings 50 years of baseball scouting experience to his role with the Padres, having begun his scouting career with the Cincinnati Reds in 1965. Over the last eight seasons, during his second stint with the Rangers, Welke was instrumental in the club's consecutive World Series appearances in 2010-11 as well as in the bolstering of the organization's farm system, having been directly involved in the signings and acquisitions of Jurickson Profar, Elvis Andrus, Martin

Perez, Josh Hamilton and Adrian Beltre.

- At the 2012 Major League Baseball Winter Meetings in Nashville, Tenn. he was named the Midwest Scout of the Year by his peers. Welke also received a pair of honors in the 2011 offseason with the Legends in Scouting Award from the Professional Baseball Scouts Foundation and the inaugural Scout of the Year Award, bearing his name, from the Rangers Organization.
- Prior to re-joining the Rangers in 2007, he held the role of special assistant to former Philadelphia General Manager Pat Gillick, a member of the Baseball Hall of Fame, with whom he had previously worked with in Toronto and Baltimore. In 2005, he worked for the Rangers' international scouting department as cross-checker and was instrumental in reestablishing the organization's presence in Latin America.
- Prior to working with the Rangers and Phillies, Welke also worked with the Los Angeles Dodgers (1999-2004), Baltimore Orioles (1996-99), Toronto Blue Jays (1977-95), Kansas City Royals (1970-76) and Cincinnati Reds (1965-69). Over the course of his career he has been directly involved with signing such players as Dave Stieb, Pat Hentgen, John Olerud, Willie Blair and Shawn Green.
- He also worked as an advance scout for the gold medal-winning Team USA baseball squad at the 2000 Olympics in Sydney and again with Team USA for the 2003 Olympic qualifier in Panama.
- A native of Illinois, Welke has degrees from Carthage (WI) College, where he played baseball and basketball, as well as Eastern Michigan University. He was named to the Carthage College Hall of Fame and is also in the hall of fame for his high school, Harvard (IL) High. Welke has three children and now resides in San Diego.



JOSH STEIN

ASSISTANT GENERAL MANAGER

- Josh Stein enters his third season as assistant general manager, after being promoted to the post in December 2013. Stein's primary responsibilities include assisting Executive Vice President/General Manager A.J. Preller in all player acquisitions as well as roster, payroll and budget management. He is involved in all contract negotiations, including coordinating the club's salary arbitration efforts, while also managing the Padres' statistical analysis and video scouting systems.
- 2016 marks Stein's 14th season with the Padres. He first joined the club as a baseball operations intern in the summer of 2003. He interned through the 2005 season and was named advance scouting coordinator in 2006. Following the 2009 season, Stein was named director of baseball operations.

• A 2000 graduate of the University of California, Berkeley with a degree in psychology, Stein traveled and taught English in South America before earning his Juris Doctor from the University of California, Hastings College of Law in 2005.

- Stein and his wife, Laura, reside in San Diego with their daughters, Emma and Jessie.



LOGAN WHITE

SENIOR ADVISOR/DIRECTOR, PLAYER PERSONNEL

- Logan White enters his second season with the Padres after joining the organization in October 2014 as senior advisor to the general manager/director, professional scouting. In his current role as senior advisor to the general manager/director, player personnel, White is responsible for evaluation of all players at the Major, minor, amateur and international levels, as well as advising General Manager A.J. Preller.

- White joined the Padres following 13 seasons with the Los Angeles Dodgers, joining in December 2001 as director of amateur scouting before being promoted to assistant general manager, amateur and international scouting in 2006 and vice president, amateur and international scouting in 2011. White most recently held the title of vice president, amateur scouting for the last two seasons. In that capacity, his primary responsibilities were overseeing the organization's amateur scouting efforts, including the annual First-Year Player Draft, along with assisting the general manager in various capacities.

• During the time White oversaw the Dodgers' amateur drafts starting in 2002, more than 50 selections have reached the Major Leagues, including a stretch of eight first-round picks from 2002-08, a group that includes James Loney (2002), Chad Billingsley (2003) and Clayton Kershaw (2006). Under White's direction, the Dodgers also drafted All-Star caliber players in later rounds, including Matt Kemp in the sixth round (2003) and Russell Martin the 17th round (2002).

• In addition, White headed the Dodgers' international scouting efforts from 2002-12, and was instrumental in helping sign Cuban outfielder Yasiel Puig, Korean pitcher Hyun-Jin Ryu and Japanese pitchers Takashi Saito and Hiroki Kuroda.

• With White in charge of amateur scouting, the Dodgers' 2004 First-Year Player Draft was rated by Baseball America as the best draft in the National League and second best in baseball. Its 2003 draft was tabbed as the best in the Major Leagues by the publication, and its 2002 draft was rated as the fourth-best in baseball. The Dodgers were the only team to have their draft rated in the top five in each of those three seasons.

• Beginning his scouting career in 1988, White first served as an associate scout with the Seattle Mariners before moving on to be an area scout with the Baltimore Orioles from 1990-92. Prior to joining the Dodgers, he also served as the west coast supervisor for the San Diego Padres from 1993-95 and the west coast supervisor for the Orioles from 1996-2001.

• Originally selected by the Seattle Mariners in the 23rd-round of the 1984 First-Year Player Draft out of Western New Mexico University as a relief pitcher, White played three seasons in the Mariners system prior to his scouting career.

• A native of Portales, N.M., White graduated from Western New Mexico University with honors and was an Academic All-American in 1984. He was inducted into the school's Hall of Fame in 1996. White resides in Gilbert, Ariz. with his wife, Deena, and son, Logan, Jr. e was inducted into the school's Hall of Fame in 1996. White resides in Gilbert, Ariz. with his wife, Deena, and son, Logan, Jr.



NICK ENNIS

DIRECTOR, BASEBALL OPERATIONS

- Nick Ennis enters his second season as director of baseball operations, after being promoted to the post in November 2014. Ennis's primary responsibilities include assisting in player acquisitions, roster management, professional scouting and contract negotiations. He is also involved in the club's analytics research initiatives and the application of new technologies throughout the department's activities.

- 2016 marks Ennis's 7th season with the Padres. He first joined the club as an intern in the summer of 2010. He interned through the 2011 season before being promoted to advance scout/baseball operations assistant in 2012. Following the 2013 season, Ennis was named manager of baseball operations.

• A 2004 graduate of Georgetown University, Ennis worked in the venture capital industry before receiving his Master of Business Administration from Columbia Business School in 2010.

- Ennis and his wife, Erin, reside in San Diego.



TREVOR HOFFMAN

SENIOR ADVISOR, BASEBALL OPERATIONS

- Trevor Hoffman enters his second season as senior advisor to baseball operations, after spending the 2014 season as upper-level pitching coordinator, evaluating and helping coordinate all pitchers throughout the organization from the Double-A level through the Major League level.
- Hoffman served the previous three seasons (2011-13) as special assistant to the president and chief executive officer, following his retirement from the playing field in January 2011.
- The former pitcher had an 18-year Major League career that included parts of 16 seasons with the San Diego Padres, as well as time with the Florida Marlins and Milwaukee Brewers.
- With the second-most career saves in Major League Baseball's history (601 in 677 opportunities), Hoffman completed his career with a 61-75 record, 2.87 ERA (347 ER/1089.1 IP), .211 opponent batting average and 1,133 strikeouts in 1,035 relief appearances. The seven-time All-Star also finished in the top 10 in Cy Young voting and in the top 25 in Most Valuable Player voting on four occasions each.
- In 2014, Hoffman was inducted into the San Diego Padres Hall of Fame. In 2011, the Padres retired his no. 51, an honor bestowed upon only four other Padres (Steve Garvey, Tony Gwynn, Randy Jones, Dave Winfield) and Jackie Robinson, whose number was retired in 1997 by Major league Baseball.
- Also in 2014, Commissioner Allan H. (Bud) Selig announced that Major League Baseball will annually honor the top relief pitchers in the game with the "Mariano Rivera American League Reliever of the Year Award" and the "Trevor Hoffman National League Reliever of the Year Award," to honor Baseball's all-time leaders in saves, both of whom spent their entire careers in one League: the 13-time A.L. All-Star Rivera (652 saves) and the seven-time N.L. All-Star Hoffman (601 saves).
- A California native, Hoffman has been heavily involved in the local community since first joining the Padres in 1993. He has worked extensively with the National Kidney Foundation and Rady Children's Hospital, while also donating his time and resources to numerous community and military outreach programs.
- Hoffman and his wife, Tracy, reside in Rancho Santa Fe. They have three sons, Brody, a freshman at the University of Arizona, Quinn and Wyatt.



DAVID POST

SPECIAL ASSISTANT TO THE GM/SCOUTING

- David Post joined the Padres in September 2014 as special assistant to the General Manager, scouting. In his role with the Padres, Post assists Executive Vice President/General Manager A.J. Preller in scouting operations and is involved in all aspects of amateur, professional and international scouting.
- Prior to joining the Padres, Post spent seven seasons with the Houston Astros as national crosschecker. During his time with the Astros, Houston drafted a number of notable first-round selections including All-Star catcher Jason Castro (2008), outfielders Delino DeShields (2010) and George Springer (2011) and 2015 American League Rookie of the Year Carlos Correa (2012, first overall) as well as 2015 American League Cy Young Award Winner Dallas Keuchel (2009, seventh round).
- Post began his scouting career with the Marlins in 2004, covering the Northwest from 2004-06 and then Florida in 2007, before joining the Astros.
- As a player, Post was originally signed by the Los Angeles Dodgers as a 10th-round selection in the 1992 First-Year Player Draft out of Kingston High School (NY). Over a minor league playing career that spanned 12 seasons, he hit .272 (882-for-3248) with 171 doubles, 26 triples, 46 home runs, 377 RBI, 498 runs scored and 103 stolen bases in 987 games played for the Dodgers (1992-95, 2001), Montreal Expos (1996-2000) Cleveland Indians (2000), Pittsburgh Pirates (2002), New York Yankees (2003) and Colorado Rockies (2003) organizations.
- A native of Kingston, N.Y., Post currently resides in Canton, Ga., with his wife, Donna, and their two daughters: Gianna (11) and Gabriella (6).



RANDY SMITH

SENIOR ADVISOR/MAJOR LEAGUE SCOUT

- Randy Smith enters his second season in the role of senior advisor after spending the previous five seasons as vice president of player development, overseeing the operation of the Padres' player development system. Prior to that role, Smith was the club's director of player development/international operations from January 2010 to February 2011. He returned to San Diego for the third time in his career in 2003 as a special assistant to the general manager.
- Over the course of his career, Smith has held virtually every position in baseball operations, including general manager, assistant general manager, director of player development, director of scouting, director of international scouting and director of professional scouting.
- Smith previously spent six seasons (1996-2001) as the vice president of baseball operations and general manager of the Detroit Tigers. Under his direction, Detroit received Organization of the Year honors from both Baseball America and Howe Sportsdata in 1997. That same year, Smith was named Baseball America's American League Executive of the Year.
- Prior to his time in Detroit, Smith served as San Diego's vice president of baseball operations and general manager from 1993-95. Named to the position on June 9, 1993 at the age of 29, he became the then-youngest general manager in Major League history. During his tenure as the Padres' GM, Smith acquired future National League MVP Ken Caminiti and eventual All-Stars Trevor Hoffman, Steve Finley, Andy Ashby and Brad Ausmus. Smith also named Bruce Bochy to his initial Major League managerial post prior to the 1995 season.
- Smith began his front office career in 1984 with the Beaumont Golden Gators, the former Double-A Texas League affiliate of the Padres. He originally joined the Major League Padres in 1985 as assistant director of scouting and player development and was later named scouting director in 1988.
- He served as assistant general manager of the Colorado Rockies from 1991-93, playing a pivotal role in filling the club's Major League roster in the 1992 expansion draft.
- Smith and his wife, Erin, reside in Scottsdale, Ariz., with their sons, Quinn and Shane. His father, Tal, has served as a Major League executive for more than 50 years with the Astros, Reds and Yankees.



MARK LORETTA

SPECIAL ASSISTANT, BASEBALL OPERATIONS

- Mark Loretta enters his seventh season as special assistant, baseball operations. Loretta joined San Diego's front office in 2010, after announcing his retirement from playing Major League Baseball in January 2010.
- A veteran of 15 Major League seasons with the Milwaukee Brewers (1995-2002), Houston Astros (2002, 2007-08), Padres (2003-05), Boston Red Sox (2006) and Los Angeles Dodgers (2009), Loretta hit .295 (1713-for-5812) with 309 doubles, 22 triples, 76 home runs, 629 RBI and 768 runs scored in 1726 games. A two-time All-Star (2004, 06) known as one of the most consistent hitters in the game, he batted .280 or above in 12 straight seasons from 1997-2008, including a three-year stretch during which he hit over .300 (2002-04).
- With the Padres in 2004, he set career highs in hits (208), doubles (47), home runs (16), RBI (76), runs scored (108), batting average (.335), slugging percentage (.495) and on-base percentage (.391) en route to being named Padres team MVP for the second consecutive season.
- Loretta is a 1993 graduate of Northwestern University, where he earned Big 10 MVP honors and was a Division I All-American. He and his wife, Hilary, reside in Rancho Santa Fe with their son, Frankie, and daughter, Lucy.

BASEBALL OPERATIONS

ADDITIONAL BASEBALL OPERATIONS STAFF



BRIAN MCBURNEY
Director, Baseball Research
& Development



MATT KLOTSCHE
Director, Baseball Information Services



WELLS OLIVER
Architect, Baseball Systems



PATRICK COGHLAN
Coordinator, Advance Scouting
& Baseball Operations



TRISTAN SANDLER
Analyst, Baseball Research
& Development

Live Padres Baseball




At Bat.

PADRES.COM



Available on supported iPhone, iPad, iPod Touch, Android phones and tablets, Kindles, and Fire phone.

© 2016 MLB Advanced Media, L.P. All Major League Baseball trademarks, service marks and copyrights used herein are the property of the applicable MLB entity. All rights reserved. Any other marks used herein are trademarks of their respective owners. Photos: Getty Images.



MANAGER & STAFF



ANDY GREEN

MANAGER

14

BORN: July 7, 1977 in Lexington, KY

OPENING DAY AGE: 38

RESIDENCE: San Diego, CA

NAMED AS MANAGER: October 29, 2015

MAJOR LEAGUE POSITION: Infielder

MAJOR LEAGUE COACHING CAREER: Third Base Coach, Arizona Diamondbacks (2015)

COACHING CAREER

- Enters his first season with the Padres and his first as a Major League manager after being named to the position on October 29, 2015.
- Joined the Padres after spending the 2015 season as the third base coach for the Arizona Diamondbacks, his first season as a Major League coach and 12th season overall in the Diamondbacks organization.
- Prior to joining Arizona's Major League staff he compiled a 219-189 (.537) record in four seasons as manager in the Diamondbacks' farm system with the club's Rookie-Level affiliate in 2011, Rookie-Level Missoula in 2012 and Double-A Mobile from 2013-14.
- Named the Southern League Manager of the Year in 2013-14 after leading the Mobile BayBears to back-to-back postseason berths.
- Also named the "Best Manager Prospect" in the Southern League by *Baseball America* in both 2013 and 2014.
- Led Rookie-Level Missoula to the Pioneer League Championship in 2012.
- Began his managerial career with the Diamondbacks Rookie-Level affiliate in 2011.
- Assisted the Diamondbacks Major League coaching staff in September 2014.

PLAYING CAREER

- Played in 140 games across parts of four Major League seasons with the Diamondbacks (2004-06) and New York Mets (2009), hitting .200 (46-230) with seven doubles, one triple, two home runs, 12 RBI and 33 runs scored.
- Made his Major League debut for the Diamondbacks on June 12, 2004 at Toronto as a pinch-runner...collected his first career hit a couple days later on June 15, 2004 vs. New York-AL with a pinch-hit home run off of Jose Contreras.
- Over parts of 10 minor league seasons he hit .295 (984-3340) with 229 doubles, 35 triples, 67 home runs, 418 RBI, 578 runs scored and 126 stolen bases to go along with a .375 on-base percentage and .444 slugging percentage.
- Also played in 18 games for the Nippon-Ham Fighters in the Japanese Pacific League in 2007.
- Named the 2005 Pacific Coast League Most Valuable Player after hitting .343 (182-530) with 46 doubles, 13 triples, 19 home runs, 80 RBI and 125 runs scored in 135 games for Triple-A Tucson.
- Selected by *Baseball America* as the California League's Best Defensive Second Baseman in 2002.
- Originally signed by the Diamondbacks as a 24th-round selection in the 2000 First-Year Player Draft.

PERSONAL

- Full name is **Andrew Mulligan Green**...he and his wife, Jessica, have three daughters, Anna, Emily and Lainey, and make their home in San Diego, Calif.
- Graduated from the University of Kentucky with a Finance degree...was college teammate of former Diamondbacks pitcher Brandon Webb...earned First-Team GTE Academic All-American honors as a senior.
- Currently ranks as the Wildcats' career all-time leader in runs scored (199), games (228), hits (277) and at-bats (908).
- Graduated from Lexington Christian Academy in Lexington, Ky. in 1996 as his class' valedictorian and Kentucky High School Athlete of the Year.

ANDY GREEN'S CAREER BATTING RECORD

YEAR	CLUB	AVG.	G	AB	R	H	2B	3B	HR	RBI	BB	SO	SB
2000	South Bend	.000	3	9	1	0	0	0	0	0	0	1	0
	Missoula	.229	23	83	10	19	2	1	0	16	12	9	8
2001	South Bend	.300	128	477	76	143	18	6	5	59	59	50	51
2002	Tucson	.222	27	99	13	22	8	0	1	13	9	17	2
	Lancaster	.309	102	401	74	124	36	4	6	50	60	59	15
2003	El Paso	.302	126	490	70	148	38	2	2	51	38	51	17
2004	Tucson	.327	77	309	56	101	31	3	9	45	34	45	10
	ARIZONA	.202	46	109	13	22	2	1	1	4	5	17	1
2005	Tucson	.343	135	530	125	182	46	13	19	80	68	82	9
	ARIZONA	.226	17	31	5	7	1	0	0	2	7	3	0
2006	ARIZONA	.186	73	86	15	16	4	0	1	6	13	20	1
	Tucson	.240	18	75	10	18	3	0	1	6	4	14	0
2007	Nippon-Ham	.197	18	61	2	12	5	0	0	3	6	12	0
2008	Louisville	.233	71	262	43	61	15	2	5	19	30	43	4
	New Orleans	.331	52	178	35	59	10	2	8	28	38	36	3
2009	Buffalo	.259	50	174	24	45	7	1	4	20	18	32	3
	GCL Mets	.167	2	6	1	1	0	0	0	2	3	1	0
	Brooklyn	.304	7	23	4	7	0	0	1	2	5	2	1
	NEW YORK-NL	.250	4	4	0	1	0	0	0	0	1	1	0
2010	St. Lucie	.333	2	6	1	2	0	0	1	3	2	2	0
	Buffalo	.239	78	218	35	52	15	1	5	24	22	45	3
Major League Totals		.200	140	230	33	46	7	1	2	12	26	41	2
Minor League Totals		.295	901	3340	578	984	229	35	67	418	402	489	126



Padres named Andy Green manager on October 29, 2015

PADRES YEAR-BY-YEAR MANAGERIAL HISTORY

YEAR	MANAGER	RECORD	PCT.	POS.	GB	YEAR	MANAGER	RECORD	PCT.	POS.	GB
1969	Preston Gomez	52-110	.321	6	41.0	1991	Greg Riddoch	84-78	.519	3	10.0
1970	Preston Gomez	63-99	.389	6	39.0	1992	Greg Riddoch	78-72	.520	-	-
1971	Preston Gomez	61-100	.379	6	28.5		Jim Riggleman	4-8	.333	3	16.0
1972	Preston Gomez	4-7	.364	-	-	1993	Jim Riggleman	61-101	.377	7	43.0
	Don Zimmer	54-88	.380	6	36.5	1994	Jim Riggleman	47-70	.402	4	12.5
1973	Don Zimmer	60-102	.370	6	39.0	1995	Bruce Bochy	70-74	.486	3	8.0
1974	John McNamara	60-102	.370	6	42.0	1996	Bruce Bochy	91-71	.562	1	+1.0
1975	John McNamara	71-91	.438	4	37.0	1997	Bruce Bochy	76-86	.469	4	14.0
1976	John McNamara	73-89	.451	5	29.0	1998	Bruce Bochy	98-64	.605	1	+9.5
1977	John McNamara	20-28	.417	-	-	1999	Bruce Bochy	74-88	.457	4	26.0
	Bob Skinner	1-0	1.000	-	-	2000	Bruce Bochy	76-86	.469	5	21.0
	Alvin Dark	48-65	.425	5	29.0	2001	Bruce Bochy	79-83	.488	4	13.0
	Roger Craig	84-78	.519	4	11.0	2002	Bruce Bochy	66-96	.407	5	32.0
1979	Roger Craig	68-93	.422	5	22.0	2003	Bruce Bochy	64-98	.395	5	36.5
1980	Jerry Coleman	73-89	.451	6	19.5	2004	Bruce Bochy	87-75	.537	3	6.0
1981	Frank Howard	23-33	.411	6	12.5	2005	Bruce Bochy	82-80	.506	1	+5.0
	Frank Howard - 2nd Half	18-36	.333	6	15.5	2006	Bruce Bochy	88-74	.543	1	-
1982	Dick Williams	81-81	.500	4	8.0	2007	Bud Black	89-74	.546	3	1.5
1983	Dick Williams	81-81	.500	4	10.0	2008	Bud Black	63-99	.389	5	21.0
1984	Dick Williams	92-70	.568	1	+12.0	2009	Bud Black	75-87	.463	4	20.0
1985	Dick Williams	83-79	.512	T-3	12.0	2010	Bud Black	90-72	.568	2	2.0
1986	Steve Boros	74-88	.457	4	22.0	2011	Bud Black	71-91	.438	5	23.0
1987	Larry Bowa	65-97	.401	6	25.0	2012	Bud Black	76-86	.469	4	18.0
1988	Larry Bowa	16-30	.348	-	-	2013	Bud Black	76-86	.469	T-3	16.0
	Jack McKeon	67-48	.583	3	11.0	2014	Bud Black	77-85	.475	3	17.0
1989	Jack McKeon	89-73	.549	2	3.0	2015	Bud Black	32-33	.492	-	-
1990	Jack McKeon	37-43	.463	-	-		Dave Roberts	0-1	.000	-	-
	Greg Riddoch	38-44	.463	T-4	16.0		Pat Murphy	42-54	.438	4	18.0



DARREN BALSLEY

PITCHING COACH

36

BORN: October 27, 1964 in Newport Beach, CA

OPENING DAY AGE: 51

RESIDENCE: Knoxville, TN

NAMED TO STAFF: May 17, 2003

PLAYING POSITION: Right-Handed Pitcher

MLB COACHING CAREER: Pitching Coach, San Diego Padres (2003-present)

COACHING CAREER

- In his 14th season and 13th full season as Padres pitching coach after joining staff on May 17, 2003.
- Since the beginning of his first full season in 2004, the Padres have posted a 3.89 ERA, the fifth-best mark in baseball.
- In 2015, the Padres staff recorded a franchise-record 1,393 strikeouts, the fourth-most in Major League Baseball last season...the rotation itself recorded a franchise-record 890 strikeouts with four starting pitchers reaching 160 strikeouts, including James Shields (216), Tyson Ross (212), Ian Kennedy (174) and Andrew Cashner (165).
- In 2014, the Padres posted the fourth-best team ERA in the Majors and second-best in franchise history with a 3.27 ERA, behind only the 1971 club's 3.22 ERA...the 2014 squad's 1,284 strikeouts were also second-most in team history behind 2010's 1,295 strikeouts...the 2014 team's 3.56 runs allowed per game allowed was the lowest mark in team history.
- The Padres boasted the third-best team ERA in the Majors with a 3.42 mark in 2011.
- The 2010 club posted a 3.39 ERA, ranking second in the Majors and was the lowest ERA among Padres staffs since 1989...both the 2007 and 2010 clubs recorded a franchise-record 20 shutouts under his guidance.
- Guided the San Diego staff to a Major League-best 3.70 ERA in 2007 and a National League-best 3.87 ERA in 2006, marking the first two times in franchise history the team has led the league in ERA.
- Began the 2003 season as the pitching coach for Double-A Mobile before being promoted to Major League staff on May 17...spent all of 2002 and the beginning of 2003 at Mobile where he guided the BayBears pitching staff to a 3.37 ERA, second-best in the Southern League.
- Served as pitching coach at Single-A Lake Elsinore in 2001, his second season in the Padres organization...named a coveipient of the 2001 Jack Krol Award (along with Craig Colbert) for contributions in player development in the Padres organization.
- Joined the Padres in 2000 after 10 years in the Toronto Blue Jays system where he served as a minor league pitching instructor, minor league coach and Major League advance scout.
- Began his coaching career at Single-A St. Catharines in 1990 and 1991 before moving to Single-A Myrtle Beach in 1992 and Single-A Hagerstown in 1993...from 1994-1995, he served as the manager at Rookie-Level Medicine Hat before returning to Hagerstown in 1996...between stints at Single-A Dunedin (1997) and Double-A Knoxville (1999), he was the Blue Jays Major League advance scout (1998).

PLAYING CAREER

- A third-round selection by the Oakland A's in the 1984 First-Year Player Draft.
- Pitched at Rookie-level Idaho Falls, Single-A Modesto and Rookie-level Pocatello in the A's chain.
- Registered career highs in starts (20), innings pitched (115.0) and strikeouts (70), while going 6-5 with a 4.38 ERA at Modesto in 1986.
- Moved on to the Blue Jays organization after being selected in the 1986 minor league draft...saved a career-high nine games at Dunedin in 1987.
- Final professional season came in 1989 when he went 3-3 for Double-A Knoxville.
- Teammate with Padres bullpen coach Willie Blair in 1987 on the Single-A Dunedin Blue Jays, as well as 1988 in Double-A Knoxville.

PERSONAL

- Full name is **Darren Wayne Balsley**...he and his wife, Carrie, have three children: Allison, Sarah and Jacob.
- Is a 1982 graduate of San Diego's Mt. Carmel High School...also attended Palomar College.

DARREN BALSLEY'S CAREER PITCHING RECORD

YEAR	CLUB	W-L	ERA	G	GS	CG	SHO	SV	IP	H	R	ER	BB	SO
1984	Idaho Falls	3-6	5.59	14	13	0	0	0	77.0	84	63	48	40	68
1985	Modesto	0-0	1.26	3	2	0	0	0	14.0	12	5	2	9	8
	Pocatello	1-3	5.27	8	8	1	0	0	41.0	59	38	24	20	41
1986	Modesto	6-5	4.38	23	20	1	0	0	115.0	123	76	56	59	70
1987	Dunedin	3-5	3.29	43	0	0	0	9	79.0	67	35	29	30	49
1988	Knoxville	4-3	2.35	36	1	0	0	3	77.0	55	31	20	25	62
1989	Knoxville	3-3	7.36	13	1	0	0	0	22.0	20	19	18	13	21
Minor League Totals		20-25	4.17	140	45	1	0	12	425.0	420	267	197	196	319



DOUG BOCHTLER

BULLPEN COACH

45

BOCHTLER

BORN: July 5, 1970 in West Palm Beach, FL

OPENING DAY AGE: 45

RESIDENCE: Maryville, TN

NAMED TO STAFF: December 2, 2015

PLAYING POSITION: Right-Handed Pitcher

MLB COACHING CAREER: Bullpen Coach, San Diego Padres (2016)

COACHING CAREER

- Makes his Major League coaching debut this season with the Padres, returning to San Diego where he made his Major League debut as a player in 1995.
- Spent the previous five seasons with the Arizona Diamondbacks organization, serving as pitching coach for Single-A Yakima from 2011-12, Single-A Missoula in 2013, Single-A South Bend in 2014 and Single-A Kane County in 2015.

PLAYING CAREER

- Originally signed by the Montreal Expos as a ninth-round selection in the 1989 First-Year Player Draft out of Indian River Community College (Fort Pierce, FL).
- Made his Major League debut for the Padres in 1995, going 4-4 with a 3.57 ERA (18 ER, 45.1 IP) and 45 strikeouts against 19 walks with one save in 34 relief appearances that season.
- Enjoyed his best Major League season with San Diego in 1996 for the National League West Champions, going 2-4 with a career-best 3.02 ERA (22 ER, 65.2 IP) and a career-high 68 strikeouts against 39 walks along with three saves over a career-high 63 relief appearances.
- Over six Major League seasons total with the Padres (1995-97), Detroit Tigers (1998), Los Angeles Dodgers (1999) and Kansas City Royals (2000) he went 9-18 with a 4.57 ERA (132 ER, 260.0 IP) and 215 strikeouts against 166 walks with six saves in 220 relief appearances.
- Pitched in one postseason game for the Padres in the 1996 National League Division Series against the St. Louis Cardinals, taking the loss in his lone appearance on October 3, 1996 at St. Louis after allowing one run in 0.1 innings pitched.

PERSONAL

- Full name is **Douglas Eugene Bochtler**...he and his wife, Darcy, have two sons, Colton and Cade.
- Is one of 19 players out of Indian River Community College to reach the Major Leagues and one of three to do so as a Padre, joining right-hander Ed Wojna in 1985 and current Padres infielder Cory Spangenberg in 2014.

DOUG BOCHTLER'S CAREER PITCHING RECORD

YEAR	CLUB	W-L	ERA	G	GS	CG	SHO	SV	IP	H	R	ER	BB	SO
1989	Gulf Coast Expos	2-2	3.21	9	9	1	0	0	47.2	46	22	17	20	45
1990	Rockford	9-12	3.50	25	25	1	1	0	139.0	142	82	54	54	109
1991	West Palm Beach	12-9	2.92	26	24	7	2	0	160.1	148	63	52	55	109
1992	Harrisburg	6-5	2.32	13	13	2	1	0	77.2	50	25	20	36	89
1993	Central Valley	3-1	3.40	8	8	0	0	0	47.2	40	23	18	28	43
	Colorado Springs	1-4	6.93	12	11	0	0	0	50.2	71	41	39	26	38
	Las Vegas	0-5	5.22	7	7	1	0	0	39.2	52	26	23	11	30
1994	Las Vegas	3-7	5.20	22	20	2	1	0	100.1	116	67	58	48	86
1995	Las Vegas	2-3	4.25	18	2	0	0	1	36.0	31	18	17	26	32
	SAN DIEGO	4-4	3.57	34	0	0	0	1	45.1	38	18	18	19	45
1996	SAN DIEGO	2-4	3.02	63	0	0	0	3	65.2	45	25	22	39	68
1997	SAN DIEGO	3-6	4.77	54	0	0	0	2	60.1	51	35	32	50	46
1998	DETROIT	0-2	6.15	51	0	0	0	0	67.1	73	48	46	42	45
	Albuquerque	3-4	3.18	18	0	0	0	3	22.2	16	9	8	11	25
	Syracuse	4-0	2.63	14	0	0	0	0	27.1	18	9	8	10	28
	LOS ANGELES (NL)	0-0	5.54	12	0	0	0	0	13.0	11	8	8	6	7
2000	Omaha	2-1	4.02	27	0	0	0	2	40.1	37	19	18	28	28
	KANSAS CITY	0-2	6.48	6	0	0	0	0	8.1	13	6	6	10	4
2001	Wichita	0-0	2.90	15	2	0	0	4	31.0	26	10	10	9	38
	Edmonton	2-5	2.76	34	1	0	0	3	45.2	41	16	14	19	65
2002	Edmonton	7-4	3.68	34	9	1	0	0	88.0	71	41	36	44	79
2003	Albuquerque	5-3	5.37	23	5	0	0	1	53.2	61	33	32	18	40
Major League Totals		9-18	4.57	220	0	0	0	6	260.0	231	140	132	166	215
Minor League Totals		61-65	3.79	305	136	15	5	14	1007.2	966	504	424	443	884



TARRIK BROCK

20

FIRST BASE COACH

BORN: December 25, 1973 in Goleta, CA
OPENING DAY AGE: 42
RESIDENCE: Woodland Hills, CA
NAMED TO STAFF: December 2, 2015
PLAYING POSITION: Outfielder
MLB COACHING CAREER: Interim First Base Coach, Florida Marlins (2010), First Base Coach, Houston Astros (2014), First Base Coach, San Diego Padres (2016)

COACHING CAREER

- Enters his second season in the Padres organization and his first as first base coach for the Major League squad.
- Joined the Padres last season and served in 2015 as the organization's outfield and baserunning coordinator.
- Spent the 2014 season before joining the Padres as the first base coach for the Houston Astros, also handling baserunning instruction for the Astros, a season in which Astro's infielder Jose Altuve led the American League with a career-high 56 stolen bases.
- Prior to joining the Astros, Brock spent the previous seven seasons (2007-13) with the Florida Marlins where he was the outfield and baserunning coordinator.
- Spent parts of the 2010 season as the Major League club's first base coach for the Marlins.
- Began his coaching career with the Short-A Odgen Raptors of the Pioneer League in the Los Angeles Dodgers organization where he served as hitting coach.

PLAYING CAREER

- Signed as a second-round selection out of the 1991 First-Year Player Draft by the Detroit Tigers out of Hawthorne High School (CA). Brock enjoyed a 13-year career as a professional player, including minor league stints with the Tigers (1991-96), Seattle Mariners (1997-98), Colorado Rockies (1999), Chicago Cubs (1999-2000) and Dodgers (2002-03).
- Appeared in 13 Major League games with the Cubs in 2000, including making his Major League debut on March 29, 2000 in the Cubs history Opening Day game against the New York Mets at the Tokyo Dome in Japan, getting a single in his first career Major League at-bat off of Rich Rodriguez.

PERSONAL

- Full name is **Tarrik Jumaan Brock**...he and his wife, Kanika, reside in Woodland Hills, Calif. with their two sons, T.J. and Christopher.

TARRIK BROCK'S CAREER BATTING RECORD

YEAR	CLUB	AVG.	G	AB	R	H	2B	3B	HR	RBI	BB	SO	SB
1991	Bristol	.266	55	177	26	47	7	3	1	13	22	42	14
1992	Fayetteville	.218	100	271	35	59	5	4	0	17	31	69	15
1993	Fayetteville	.215	116	427	60	92	8	4	3	47	54	108	25
1994	Lakeland	.233	86	331	43	77	17	14	2	32	38	89	15
	Trenton	.139	34	115	12	16	1	4	2	11	13	43	3
1995	Visalia	.225	45	138	21	31	5	2	1	15	17	52	11
1995	Lakeland	.209	28	91	12	19	3	0	0	5	12	32	5
	Jacksonville	.115	9	26	4	3	0	0	0	2	3	14	2
	Toledo	.194	9	31	4	6	1	0	0	0	2	17	2
1996	Fayetteville	.294	32	119	21	35	5	2	1	11	14	31	4
	Lakeland	.278	53	212	42	59	11	4	5	27	17	61	9
	Jacksonville	.127	37	102	14	13	2	0	0	6	10	36	3
1997	Lancaster	.269	132	402	88	108	21	12	7	47	78	106	40
1998	Orlando	.277	111	372	76	103	28	7	15	65	59	110	17
	Tacoma	.245	24	94	14	23	2	3	1	14	9	28	5
1999	Carolina	.248	66	218	40	54	10	1	7	23	39	67	7
	West Tenn	.217	54	189	29	41	10	4	1	9	33	60	9
2000	Iowa	.263	104	388	60	102	19	5	12	47	43	109	15
	CHICAGO (NL)	.167	13	12	1	2	0	0	0	0	4	4	1
2001	Elmira (Ind. League)	.286	74	259	60	74	16	4	4	37	42	85	26
2002	Jacksonville	.265	111	325	59	86	16	2	9	47	72	93	8
2003	Jacksonville	.272	98	305	52	83	23	6	11	57	56	96	4
	Las Vegas	.125	15	32	2	4	0	0	0	0	6	10	0
Major League Totals		.167	13	12	1	2	0	0	0	0	4	4	1
Minor League Totals		.243	1319	4365	714	1061	194	77	78	495	628	1273	213
Independent Totals		.286	74	259	60	74	16	4	4	37	42	85	26



GLENN HOFFMAN

THIRD BASE COACH

30

HOFFMAN

BORN: July 7, 1958 in Orange, CA
RESIDENCE: Anaheim Hills, CA
NAMED TO STAFF: November 3, 2005

OPENING DAY AGE: 57

PLAYING POSITION: Infielder

MLB COACHING CAREER: Manager, Los Angeles Dodgers (1998); Bullpen Coach, Dodgers (1999); Third Base Coach, Dodgers (1999-2005); Third Base Coach, San Diego Padres (2006-present)

COACHING CAREER

- Is in his 41st year in professional baseball, 18th as a Major League coach and 11th as the Padres third base coach.
- Served in the same capacity with the Los Angeles Dodgers during the 1999-2005 seasons.
- Began the 1999 season as the Dodgers bullpen coach before he was reassigned to third base coach on May 26.
- Guided the Dodgers to a 47-41 record and third place finish in 1998 after taking over as manager on June 21.
- Compiled a 246-302 (.449) mark in five seasons as a manager in the Dodgers minor league system (1991-93, '97-98)...served as the Dodgers minor league field coordinator from 1994-96.

PLAYING CAREER

- Infielder played parts of nine seasons in the Major Leagues as an infielder with the Boston Red Sox (1980-87), Dodgers (1987) and California Angels (1989)...batted .242 with 106 doubles, 23 home runs, 210 RBI and 247 runs in 766 games.
- Member of Boston's American League Championship team in 1986, opening the season as the starting shortstop before spraining his right ankle in the second game of the season on April 9 at Detroit.
- Named to the Topps and *Baseball America* All-Rookie teams in 1980.
- Was Boston's second-round selection in the June 1976 First-Year Player Draft.

PERSONAL

- Full name is **Glenn Edward Hoffman**...he and his wife, Cheryl, have five children: Sarah, Stacy, Sabrina and twins, Drake and Dylan.
- Earned All-League and All-County honors at Savanna High School in Anaheim, Calif. where he set school records for hits and doubles...won three letters in basketball as a guard and was an All-League selection as a senior when he set a school career scoring record.
- His younger brother is former Padres closer Trevor Hoffman.
- His mother was the recipient of the George and Barbara Bush Little League Parents of the Year Award on August 26, 2002 at Williamsport, PA...Mikki Hoffman accepted the award on behalf of herself and her late husband, Eddie, at the annual CAN Little League Baseball Awards breakfast...the Hoffmans were deeply involved at various levels of volunteerism at Northwest Anaheim Little League while their sons were involved.
- His father, Ed, was a United States Marine as well as a former usher at Anaheim Stadium who sang professionally and often performed the National Anthem before Angels games...Glenn had it written into his first professional contract with the Red Sox that his father would have the opportunity to perform the National Anthem before a game at Fenway Park, which he did before Glenn's first career Opening Day in 1981...that performance was later presented on the video screen to conclude the retirement ceremony of Trevor Hoffman at Petco Park in 2012.

GLENN HOFFMAN'S CAREER BATTING RECORD

YEAR	CLUB	AVG.	G	AB	R	H	2B	3B	HR	RBI	BB	SO	SB
1976	Elmira	.272	60	191	29	52	7	2	3	34	23	9	2
1977	Winter Haven	.289	126	425	51	123	17	2	3	61	51	23	1
	Pawtucket	.444	4	9	2	4	1	0	0	2	1	1	0
1978	Pawtucket	.282	131	411	27	116	17	1	2	48	23	51	4
1979	Pawtucket	.285	139	520	70	148	13	3	11	54	29	66	1
1980	BOSTON	.285	114	312	37	89	15	4	4	42	19	41	2
1981	BOSTON	.231	78	242	28	56	10	0	1	20	12	25	0
1982	BOSTON	.209	150	469	53	98	23	2	7	49	30	69	0
1983	BOSTON	.260	143	473	56	123	24	1	4	41	30	76	1
1984	BOSTON	.189	64	74	8	14	4	0	0	4	5	10	0
1985	BOSTON	.276	96	279	40	77	17	2	6	34	25	40	2
1986	BOSTON	.217	12	23	1	5	2	0	0	1	2	3	0
	New Britain	.250	4	8	1	2	0	0	0	1	0	1	0
1987	BOSTON	.200	21	55	5	11	3	0	0	6	3	9	0
	Pawtucket	.231	46	160	18	37	7	0	2	22	14	19	2
	LOS ANGELES	.220	40	132	10	29	5	0	0	10	7	23	0
1988	Pawtucket	.240	109	366	38	88	14	0	3	33	36	48	2
1989	CALIFORNIA	.212	48	104	9	22	3	0	1	3	3	13	0
1990	Albuquerque	.302	24	63	7	19	3	1	0	10	2	9	1
Major League Totals		.242	766	2163	247	524	106	9	23	210	136	309	5
Minor League Totals		.274	643	2153	243	589	79	9	24	265	179	227	13



MARK MCGWIRE

BENCH COACH

25

BORN: October 1, 1963 in Pomona, CA

RESIDENCE: Irvine, CA

NAMED TO STAFF: December 2, 2015

PLAYING POSITION: Infielder

MLB COACHING CAREER: Hitting Coach, St. Louis Cardinals (2010-12), Hitting Coach, Los Angeles Dodgers (2013-15), Bench Coach, San Diego Padres (2016)

OPENING DAY AGE: 52

COACHING CAREER

- Enters his first season with the Padres organization and his first season serving in the role of bench coach.
- Served as hitting coach for the previous six seasons before joining the Padres, including three with the St. Louis Cardinals from 2010-12 and the previous three with the Los Angeles Dodgers.
- In 2014, under his guidance in Los Angeles the Dodgers led all of Major League Baseball with a .333 team OBP and ranked among NL leaders in batting average (.265, 2nd), slugging (.406, 2nd), extra-base hits (474, 3rd) and runs scored (718, 2nd)...the club that season also led the Majors with a .286 average with runners in scoring position.
- During his tenure with the Dodgers from 2013-15, the club ranked first in the National League (third in the Majors) in on-base percentage (.329) and second in the NL in batting average (.265), slugging percentage (.401) and OPS (.730).
- With St. Louis as hitting coach from 2010-12 the Cardinals led the NL in team average (.269), OBP (.337) and average with RISP (.274), ranked second in runs (2,263), fourth in slugging (.416) and third in OPS (.753) over that span.
- His coaching tenure in St. Louis was highlighted by the Cardinals' 2011 season when St. Louis led the NL in batting average (.273), OBP (.341), slugging (.425, T1st), OPS (.766) and runs scored (762), while striking out a NL-low 978 times en route to winning a World Series title.

PLAYING CAREER

- Over a 16-year Major League career with the Oakland Athletics (1986-97) and St. Louis Cardinals (1997-2001) he hit .263 with 583 home runs, 1,414 RBI and 1,167 runs scored, the 10th-most home runs in baseball history.
- A 12-time Major League All-Star, he was also named the 1987 American League Rookie of the Year for the A's, the same season Benito Santiago was named National League Rookie of the Year for the Padres...over 151 games his rookie season he hit .289 with 49 home runs, 118 RBI and 97 runs scored for the A's.
- McGwire still holds the record for most home runs by a rookie (49) and career at-bats per home run (10.6).
- In 1999 he was also named to the Major League Baseball All-Century Team.
- In 1998 he broke Roger Maris' single-season home run record, set in 1961, of 61 home runs on September 8 against the Chicago Cubs' Steve Trachsel, going on to hit 70 home runs that season and following it up in 1999 with 65 home runs...also led all Major Leaguers in 1998 with a .752 slugging percentage, second in NL history behind Roger Hornsby's .756 slugging percentage in 1925.
- In 1997 he became only the second Major Leaguer, after Babe Ruth, to hit 50-or-more home runs in consecutive seasons and also the first player to ever hit 20 home runs with two different teams in one season, hitting 24 homers for the Cardinals after arriving in a July 31 trade from Oakland.
- Helped lead the A's to a World Series championship title run in 1989 when Oakland defeated San Francisco.
- Hit an Oakland record and MLB-leading 52 home runs in 1996, becoming the 14th player in history to hit 50 home runs.
- Originally signed as a first-round selection (10th overall) in the 1984 First-Year Player Draft out of the University of Southern California where he was named The Sporting News National Player of the Year as well as an All-American and Pac-10 Player of the Year in 1984, playing for legendary coach and former Brooklyn Dodger Rod Dedeaux.
- Also served as a member of Team USA at the 1984 Olympics in Los Angeles.

PERSONAL

- Full name is **Mark David McGwire**...resides in Irvine, Calif. with his wife, Stephanie, and their children, triplet girls Monet, Marlo and Monroe, and sons Max and Mason...also has a 28-year-old son, Matt, from a previous marriage.

MARK MCGWIRE'S CAREER BATTING RECORD

YEAR	CLUB	AVG.	G	AB	R	H	2B	3B	HR	RBI	BB	SO	SB
1984	Modesto	.200	16	55	7	11	3	0	1	1	8	21	0
1985	Modesto	.274	138	489	95	134	23	3	24	106	96	108	1
1986	Huntsville	.303	55	195	40	59	15	0	10	53	46	45	3
	Tacoma	.318	78	280	42	89	21	5	13	59	42	67	1
	OAKLAND	.189	18	53	10	10	1	0	3	9	4	18	0
1987	OAKLAND	.289	151	557	97	161	28	4	49	118	71	131	1
1988	OAKLAND	.260	155	550	87	143	22	1	32	99	76	117	0
1989	OAKLAND	.231	143	490	74	113	17	0	33	95	83	94	1
1990	OAKLAND	.235	156	523	87	123	16	0	39	108	110	116	2
1991	OAKLAND	.201	154	483	62	97	22	0	22	75	93	116	2
1992	OAKLAND	.268	139	467	87	125	22	0	42	104	90	105	0
1993	OAKLAND	.333	27	84	16	28	6	0	9	24	21	19	0
1994	OAKLAND	.252	47	135	26	34	3	0	9	25	37	40	0
1995	OAKLAND	.274	104	317	75	87	13	0	39	90	88	77	1
1996	OAKLAND	.312	130	423	104	132	21	0	52	113	116	112	0
1997	OAKLAND	.284	105	366	48	104	24	0	34	81	58	98	1
	ST. LOUIS	.253	51	174	38	44	3	0	24	42	43	61	2
1998	ST. LOUIS	.299	155	509	130	152	21	0	70	147	162	155	1
1999	ST. LOUIS	.278	153	521	118	145	21	1	65	147	133	141	0
2000	ST. LOUIS	.305	89	236	60	72	8	0	32	73	76	78	1
2001	ST. LOUIS	.187	97	299	48	56	4	0	29	64	56	118	0
Major League Totals		.263	1874	6187	1167	1626	252	6	583	1414	1317	1596	12
Minor League Totals		.288	287	1019	184	293	62	8	48	219	192	241	5



EDDIE RODRIGUEZ

COACH

BORN: March 11, 1959 in La Habana, Cuba

OPENING DAY AGE: 57

RESIDENCE: Miami, FL

NAMED TO STAFF: December 2, 2015

PLAYING POSITION: Infielder

MLB COACHING CAREER: Third Base Coach, Toronto (1998), First Base Coach, Arizona (2001), Third Base Coach, Arizona (2002-03), Bench Coach, Montreal/Washington (2004-06), First Base Coach, Seattle (2008), First Base Coach, Kansas City (2010), Third Base Coach, Kansas City (2011-13), Coach, San Diego (2016)

COACHING CAREER

- Enters his third season with San Diego and his first on the Major League coaching staff after serving the last two seasons as the organization's infield coordinator.
- Came to San Diego after spending the previous five seasons with the Kansas City Royals, most recently as the club's third base coach from 2011-13.
- Joined the Royals as a special assignment coach in October 2008 and served in that capacity in 2009 before joining the Major League staff in 2010 as first base coach before moving over to third base in 2011.
- Prior to his time with the Royals, served two seasons with the Seattle Mariners organization as first base coach in 2008 and manager of Double-A West Tennessee in 2007.
- From 2004-06, spent three seasons as bench coach for the Montreal Expos/Washington Nationals.
- From 2001-03, served on the coaching staff of the Arizona Diamondbacks, first as first base coach in 2001 and later third base from 2002-03.
- Spent the 2000 season managing the Queens Kings of the New York-Penn League in the Toronto Blue Jays system... served as third base coach in 1998 for the Blue Jays.
- Began his coaching career and spent 15 seasons in the Angels organization from 1983-97...served as player/coach in 1984 with Waterbury and a player/manager in 1986 with Quad Cities...also managed Quad Cities from 1987-89 and Midland in 1990...worked three seasons as the Angels' minor league roving defense coordinator from 1991-93 and four seasons as infield coordinator from 1994-97.
- Served as a coach on the 2000 U.S. Olympic baseball team that won the gold medal in Sydney...also managed the 2009 U.S. team at the Baseball World Cup in Europe, bringing home the gold medal.

PLAYING CAREER

- As a player, spent five seasons in the minor leagues as an infielder, hitting .237 with 33 stolen bases.
- Selected by the Minnesota Twins in the eighth round of the 1977 First-Year Player Draft, but did not sign...later selected by the Baltimore Orioles third overall in the January phase of the 1978 Draft.

PERSONAL

- Full name is **Eduardo Rodriguez**...resides in Miami, Fla. and has one son, Joshua.
- A native of Havana, Cuba, he graduated from Miami High School (FL) in 1977 and attended Miami Dade South Junior College.

EDDIE RODRIGUEZ'S CAREER BATTING RECORD

YEAR	CLUB	AVG.	G	AB	R	H	2B	3B	HR	RBI	BB	SO	SB
1978	Bluefield	.289	66	225	25	65	8	0	2	23	12	36	5
1979	Miami	.229	120	388	41	89	12	4	1	25	19	85	9
1980	Redwood	.238	75	239	38	57	8	0	4	28	20	55	6
	Miami	.194	15	36	1	7	1	0	0	4	5	5	2
1981	Holyoke	.234	85	282	39	66	8	1	0	16	15	54	11
1984	Waterbury	.195	64	154	20	30	6	0	2	4	16	27	0
Minor League Totals		.237	425	1324	164	314	43	5	9	100	87	262	33



ALAN ZINTER

HITTING COACH

22

BORN: May 19, 1968 in El Paso, TX

RESIDENCE: Gilbert, AZ

NAMED TO STAFF: December 2, 2015

PLAYING POSITION: Infielder

MLB COACHING CAREER: Assistant Hitting Coach, Houston Astros (2015), Hitting Coach, San Diego Padres (2016)

OPENING DAY AGE: 47

COACHING CAREER

- Enters his first season with the Padres organization and first as a Major League hitting coach after serving as assistant hitting coach in his Major League coaching debut for the Houston Astros in 2015.
- Prior to joining the Astros in 2015, served as Cleveland's minor league hitting coordinator from 2012-14.
- From 2008-11 before joining Cleveland, served as a hitting coach in the Arizona Diamondbacks minor league system.

PLAYING CAREER

- Originally signed with the New York Mets as a first-round selection (24th overall) in the 1989 Draft.
- Played parts of two Major League seasons with the Astros (2002) and Diamondbacks (2004), and spent a total of 19 seasons in the minor leagues, four with Houston.
- As a player, he had to wait more than a decade to make his Major League debut on June 18, 2002 at Milwaukee for Houston, and would later hit his first home run and collect his first Major League hit as a pinch-hitter for the Astros on July 1, 2002, in his sixth at-bat as a Major leaguer and 4,706th as a professional.
- Over 18 minor league seasons, hit .258 with 250 home runs and 931 RBI in 1,728 games in the Mets (1989-93), Detroit Tigers (1994-95), Boston Red Sox (1996), Seattle Mariners (1997), Chicago Cubs (1998-2000), Diamondbacks (2000, 2004-05) and Astros (2001-03, 2006) organizations.
- Played part of the 1999 season in Japan for the Seibu Lions as well as his final professional season in 2007 in the Independent Leagues.

PERSONAL

- Full name is **Alan Michael Zinter**...he and his wife, Yvonne, reside in Gilbert, Ariz., with their son Michael and daughter Franklynn.
- Played collegiately at the University of Arizona, where he earned All-American honors as a junior.
- He was also a member of Team USA in 1988.

ALAN ZINTER'S CAREER BATTING RECORD

YEAR	CLUB	AVG.	G	AB	R	H	2B	3B	HR	RBI	BB	SO	SB
1989	Pittsfield	.366	12	41	11	15	2	1	2	12	12	4	0
	St. Lucie	.239	48	159	17	38	10	0	3	32	18	31	0
1990	St. Lucie	.291	98	333	63	97	19	6	7	63	54	70	8
	Jackson	.200	6	20	2	4	1	0	0	1	3	11	1
1991	Williamsport	.220	124	422	44	93	13	6	9	54	59	106	3
1992	Binghamton	.223	128	431	63	96	13	5	16	50	70	117	0
1993	Binghamton	.262	134	432	68	113	24	4	24	87	90	105	1
1994	Toledo	.238	134	471	66	112	29	5	21	58	69	185	13
1995	Toledo	.222	101	334	42	74	15	4	13	48	36	102	4
1996	Pawtucket	.269	108	357	78	96	19	5	26	69	58	123	5
1997	Tacoma	.287	110	404	69	116	19	4	20	70	64	113	3
1998	Iowa	.310	129	419	82	130	23	1	23	81	75	116	3
1999	Iowa	.255	14	51	7	13	2	0	3	8	5	13	0
	Seibu (Japan)	.202	61	173	20	35	8	0	8	28	35	59	2
2000	Iowa	.227	90	233	27	53	12	2	14	35	39	78	0
	Tucson	.361	11	36	9	13	5	1	1	5	8	8	0
2001	New Orleans	.265	104	332	58	88	16	0	19	65	33	85	1
2002	New Orleans	.231	63	225	30	52	14	0	11	39	22	64	2
	HOUSTON	.136	39	44	5	6	2	0	2	3	0	19	0
2003	New Orleans	.254	114	342	48	87	17	0	17	57	36	77	1
2004	Tucson	.335	54	179	28	60	12	2	7	39	24	33	0
	ARIZONA	.206	28	34	2	7	2	0	1	6	5	15	0
2005	Tucson	.216	47	111	9	24	4	1	2	14	12	30	0
2006	Round Rock	.259	99	212	41	55	11	2	12	44	35	63	1
2007	Somerset (Ind.)	.261	93	299	51	78	18	0	13	43	43	75	0
Major League Totals		.167	67	78	7	13	4	0	3	9	5	34	0
Minor League Totals		.258	1728	5544	862	1429	280	49	250	931	822	1534	46
Independent Totals		.261	93	299	51	78	18	0	13	43	43	75	0

BASEBALL SUPPORT STAFF



MARK ROGOW

HEAD ATHLETIC TRAINER

- Mark Rogow enters his first season with the Padres.
- Joined the Padres after five years with the United States Department of Defense, serving as Sports Medicine Program Manager for the Naval Special Warfare (Navy SEALs)...in his previous position he oversaw the clinic operation that was responsible for providing musculoskeletal care and rehabilitation for over 1,800 personnel at Group One which included SEAL Teams 1, 3, 5 and 7 as well as several other large commands that help support the SEAL Teams.
- Prior to working for the Department of Defense spent 20 years working in professional baseball, most recently as the Minor League Athletic Training and Medical Coordinator for the New York Mets for five seasons (2006-10)...prior to the Mets, served with the Pittsburgh Pirates organization from 1991-2005 in various capacities...served with Pittsburgh's Major League Club as assistant athletic trainer and assistant strength and conditioning coordinator for five seasons (2001-05) after serving as minor league athletic training/rehab/strength and conditioning coordinator in Pittsburgh's organization for four seasons (1997-2000)...also served as athletic trainer for the Honolulu Sharks (1996), Carolina Mudcats (1995-96), Bradenton Pirates (1992-95) and Chandler Diamondbacks (1994).
- Graduated with honors from the University of Florida with a Bachelor of Science in Exercise and Sport Sciences in 1991...earned his certification in massage therapy from the Florida School of Massage in 1991.
- Is Athletic Trainer Certified (ATC) with the National Athletic Trainers' Association as well as a Certified Strength and Conditioning Specialist (CSCS) with the National Strength and Conditioning Association.
- Resides in Carlsbad, Calif with his wife, Cheryl, and their three children, Spencer, Preston and Hayden.



BRETT MCCABE

STRENGTH AND CONDITIONING COACH

- Brett McCabe enters his fourth season as the Padres' strength and conditioning coach...named to the post on December 11, 2012.
- Joined the Padres after seven seasons with the Arizona Diamondbacks organization, where, as the minor league strength and conditioning coordinator, he was responsible for overseeing the strength and conditioning programs for the organization's affiliates.
- Served three seasons as a strength and conditioning coach in the Blue Jays system from 2003-05...worked at Double-A New Haven in 2003 before taking over at Triple-A Syracuse from 2004-05.
- Earned a bachelor's of science degree in movement science at Grand Valley State University (Mich.) in 2002...is a licensed massage therapist, registered strength and conditioning coach and certified strength and conditioning specialist.
- He and his wife, Krystle, reside in San Diego, Calif.



PAUL NAVARRO

ASSISTANT ATHLETIC TRAINER

- Paul Navarro is in his 11th full season as the Padres' assistant athletic trainer.
- Filled in with the Major League club in the latter part of the 2005 campaign...first joined San Diego's system in 2000.
- Served as the athletic trainer for the Padres' Single-A Fort Wayne (2004-05), Rookie-level Idaho Falls (2001-03) and Rookie-level Peoria (2000) affiliates.
- Earned a bachelor's degree in athletic training from the University of La Verne in 1994...is a Certified Strength and Conditioning Specialist (CSCS) and Athletic Trainer Certified (ATC).
- Born January 8, 1973, Navarro and his wife, Rosalie, make their offseason home in Chino Hills, Calif...they have three sons, Paul, Colin and Cade.



WILL SINON

ASSISTANT ATHLETIC TRAINER

- Will Sinon enters his 19th season with the Padres organization and his second season with the Major League team after joining the squad in 2015...served the previous nine seasons with Single-A Lake Elsinore as athletic trainer.
- Earned California League Trainer of the Year honors for the 2008 campaign.
- Spent the 2006 season as athletic trainer at Triple-A Portland...served in the same capacity for Double-A Mobile from 2003-05, earning Southern League Trainer of the Year honors in 2003.
- Joined the Padres organization in 1998 as athletic trainer at Rookie-level Peoria and held that position through the 1999 season...also athletic trainer for the Pioneer League Champion Idaho Falls club in 2000 and Single-A Fort Wayne from 2001-02.
- Is a Certified Athletic Trainer and Certified Strength and Conditioning Specialist (CSCS)...earned his Bachelors of Science degree from the University of La Verne.
- Sinon and his wife, Amy, daughter, Emily, and son, Matthew, reside in Ladera Ranch, Calif.



BASEBALL SUPPORT STAFF



CASEY MYERS

65

MAJOR LEAGUE STAFF COORDINATOR

- Casey Myers enters his first season with the Padres organization serving as Major League staff coordinator.
- Joined the Padres after spending the previous two seasons with Auburn University's softball program.
- Prior to working with Auburn, also coached in the Oakland Athletics organization for five seasons from 2009-13, serving the 2009-10 seasons as hitting coach for Vancouver before moving over to the Vermont Lake Monsters from 2011-12 in the same capacity after the A's changed affiliates... also coached for the Beloit Snappers in 2013.
- A graduate of Arizona State University, Myers originally signed with the Oakland A's as a ninth-round selection in the 2001 First-Year Player Draft.
- As a player, played parts of eight minor league seasons in the A's organization (2001-08), hitting .291 (387-for-1329) with 71 doubles, two triples, 28 home runs, 199 RBI and 176 runs scored in 382 games played.
- In high school, he hit .313 for Team USA in 1996 World Junior Championship, splitting first base with Rick Ankiel, with the US winning Bronze Medal.
- As a freshman at ASU, hit .386 to earn Freshman All-American honors by Collegiate Baseball...hit .400 in the 1998 College World Series...as a junior, he led the Pac-10 in RBI and finished second in average, hitting .412/.502/.718 with 18 home runs and 97 RBI in 59 games, earning Player of the Year honors, beating out such players as Chase Utley, Mark Prior and Xavier Nady...also won Pac-10 Player of the Year as a senior the following year, only the third repeat winner in conference history, before being selected by the Oakland A's in the draft.
- A native of Auburn, Ala., his father, Clint, and brother, Corey, are both coaches for Auburn's softball team.



JUSTIN HATCHER

80

BULLPEN CATCHER/INSTRUCTOR

- Justin Hatcher is in his ninth season as a Padres bullpen catcher.
- Signed by the Padres as a minor league free agent on August 15, 2006...originally signed by the Texas Rangers as a 25th-round selection in the 2003 First-Year Player Draft.
- Compiled a .262 average in 258 minor league games as a catcher over parts of five seasons in the Rangers (2003-06) and Padres (2006-07) organizations.
- A native of Fort Worth, Tex., he attended Texas Christian University.
- Born May 12, 1980, Hatcher and his wife, Lori, reside in Aledo, Tex., with their daughter, Savannah, and son, Gage.



GRIFFIN BENEDICT

81

BULLPEN CATCHER

- Griffin Benedict is in his sixth season as a Padres bullpen catcher.
- Joined the Major League staff during Spring Training of 2011.
- A minor league catcher, he was signed by the Padres as a 16th-round selection in the 2009 First-Year Player Draft.
- Over parts of two minor league seasons between Short-A Eugene, Single-A Fort Wayne and Triple-A Portland, he compiled a .240 batting average in 98 games.
- Resides in Dunwoody, Ga.



BRIAN PRILAMAN

DIRECTOR, TEAM TRAVEL

- The 2016 season marks Brian Prilaman's 46th season with the Padres organization and his 19th handling team travel responsibilities...was also in charge of the Padres home clubhouse as well as equipment in addition to his duties as director of team travel from 1998-2015... Prilaman joined the Padres in 1971 as a batboy.
- Served as San Diego's visiting clubhouse manager from 1977-85 before moving over to the home clubhouse in 1985.
- Named recipient of the 2011 Donald Davidson Award, recognizing the Traveling Secretary of the Year as voted by his peers...also received the 2008 Pete Sheehy Clubhouse Manager Award, as voted by his peers.
- Graduated from Morse High School in San Diego and attended San Diego City College.
- Prilaman and his wife, Karen, reside in San Diego and have a daughter, Jennifer, and a son, Chris.

BASEBALL SUPPORT STAFF



SPENCER DALLIN

MANAGER, EQUIPMENT & CLUBHOUSE

- Spencer Dallin enters his 22nd season with the Padres organization and his first season as the Major League equipment & clubhouse manager after serving the previous 13 seasons as assistant to the equipment manager from 2003-15.
- Joined the Padres organization in 1995 with Rancho Cucamonga, serving there for two seasons before moving to Idaho Falls in 1997...served with the visiting clubhouse at Qualcomm Stadium from 1998-2001 before moving over to Triple-A Portland in 2002 and to the Padres home clubhouse in 2003...has worked two Major League All-Star Games in 2011 and 2015.
- A native of Rialto, Calif., Dallin now resides in San Diego, Calif.



TONY PETRICCA

ASSISTANT EQUIPMENT MANAGER/UMPIRE ROOM ATTENDANT

- Tony Petricca enters his 26th season with the Padres organization...started with the Padres in 1990 as assistant equipment manager.
- Has also worked for the San Diego Chargers as assistant equipment manager from 1983-1990, and currently assists with the San Diego Gulls who he also worked for from 1991-95.
- Graduated from the University of San Diego in 1988 with a degree in business administration.
- Resides in Lakeside, Calif. with his three sons, Vincent, Giovanni and Dominic.



PHILIP KERR

MASSAGE THERAPIST

- Philip Kerr is in his ninth full season as the Padres massage therapist...worked several home games during the 2006 season and took over the position full-time in June 2007.
- Attended the International Professional School of Bodywork (IPSB)...logged more than 1,000 hours of massage training, working at the school's massage therapy center.
- Is a nationally-certified holistic health practitioner and a member of the American Massage Therapy Association (AMTA).
- Kerr and his wife, Gabrielle, reside in San Diego with their son, Waylon, and daughter, Lucinda.



MIKE TOMPKINS

VIDEO COORDINATOR

- Mike Tompkins is in his 21st season with the Padres and his 15th as the club's video coordinator.
- Joined the Padres in 1996 as the assistant video coordinator and assumed his current position in 2001...is in charge of all aspects of the team's video production, including digital video indexing, scouting videos utilized by both players and coaches, and player footage archives.
- A native of San Diego, he is a graduate of Kearny High School and San Diego State University, where he received bachelor's degrees in Spanish, as well as telecommunications and film.
- Tompkins is married and has two sons.



James Bigler
Clubhouse Attendant



Josh Verneti
Clubhouse Attendant



MEDICAL STAFF

MEDICAL STAFF

HEINZ R. HOENECKE, M.D.

BOARD-CERTIFIED ORTHOPAEDIC SURGEON

- Dr. Hoenecke is the Padres head team physician.
- Is a member of the Orthopaedic Surgery division at Scripps Clinic.
- Completed his Orthopaedic training at the University of Arizona and his fellowship at the Steadman-Hawkins Clinic in Vail, Col.
- Was one of the team physicians for the World Baseball Classic and previously served as a team physician for USOC events along with consulting at the ARCO Olympic Training Center...has also served as a consultant for the U.S. Olympic ski team.

JAN FRONEK, M.D.

BOARD-CERTIFIED ORTHOPAEDIC SURGEON

- Dr. Fronek shares the responsibility as the head team physician...joined the Padres in 1985.
- Completed his Orthopaedic Surgery residency at UC San Diego in 1984, his fellowship in Knee & Shoulder surgery at the Hospital for Special Surgery in New York in 1985 and has since been a member of the Division of Orthopaedic Surgery at Scripps Clinic.
- Head of Sports Medicine at Scripps Clinic...previously served as president-elect of the Association of Major League Baseball Team Physicians.
- Has served as team physician for the World Baseball Classic, the Buick Invitational PGA tournament at Torrey Pines Golf Course, the World Pro Ski Tour and La Jolla Country Day School.

DANIEL KEEFE, M.D.

BOARD-CERTIFIED ORTHOPAEDIC SURGEON

- Dr. Keefe joined the Padres in 2006 after completing a fellowship in sports medicine and arthroscopy at Baylor College of Medicine.
- Completed medical school at Georgetown University and residency training at Northwestern University in Chicago.
- Joined Scripps Clinic in 2004 and specializes in the surgical treatment of the shoulder, elbow, and knee.
- Has participated in the care of multiple teams including WBC participants and the Buick Invitational PGA tournament at Torrey Pines Golf Course.

HARRY ALBERS, M.D.

BOARD CERTIFIED IN INTERNAL MEDICINE

- Dr. Albers joined the Padres in 1998...currently serving as head internal medicine physician for the club.
- Is Board Certified in Internal Medicine and practices currently with the Scripps Clinic Medical Group in Carmel Valley, where he serves as chairman for Quality Assurance.
- A graduate of San Diego State University and the University of California, San Diego Medical School, he completed his residency and chief residency at UCSD Medical Center.
- Served as a team physician for the World Baseball Classic in 2006 and 2009.

GASTON R. MOLINA JR., M.D.

BOARD CERTIFIED IN INTERNAL MEDICINE

- Dr. Molina joined Scripps Clinic in 1992 and began working with the Padres in 1999...graduated from Stanford University.
- Trained in Internal Medicine at the University of Washington where he was chief resident and clinical instructor.
- At Scripps Clinic, has been active teaching the Internal Medicine Residency Program and vitamin D research.
- Currently is Division Head of the Private Internal Medicine Center at Scripps Clinic, which he joined in 2005...he is board certified by the American College of Physicians and is fluent in Spanish.
- Served as a team physician for the World Baseball Classic in 2006 and 2009.

ROBERT K. KAKEHASHI, M.D.

BOARD CERTIFIED IN INTERNAL MEDICINE

- Dr. Kakehashi joined the Padres medical staff in 2000.
- His experience in emergency and acute care medicine complements the club's comprehensive medical team.
- Graduated from the University of California, Los Angeles School of Medicine in 1981 and continued on to complete an internship and residency in Internal Medicine with the UCLA-San Fernando Valley Medical Program in 1984.
- In 1985, he joined Scripps Clinic Division of Urgent Care/Emergency Medicine and practices currently at the Torrey Pines campus.
- Served as team physician for the World Baseball Classic in 2009...has also served as physician for the Buick Invitational, Farmers Insurance Open and the 2008 U.S. Open.

MARK KYLE, M.D.

BOARD CERTIFIED IN INTERNAL MEDICINE

- Dr. Kyle joined the Padres medical staff in 2014.
- He is a member of Scripps Clinic and practices in the Divisions of Hospital Medicine and Urgent Care/Emergency Medicine at Scripps Green Hospital and the Division of Hospital Medicine at Scripps Memorial Hospital...his expertise in hospital medicine complements the other physicians and provides the entire spectrum of internal medicine for the Padres.
- Completed his undergraduate degree from Colorado State University, medical school at University of Colorado and internship and residency at University of California, San Diego.
- He has served as a physician with the Buick Invitational, Farmers Insurance Open, and the 2008 U.S. Open at Torrey Pines...he is on faculty at the Scripps Clinic Internal Medicine Residency Program and UCSD School of Medicine...he is active in research on substance abuse and has volunteered his time to caring for the local people of Fiji.

JOSE IVAN QUICENO, M.D.

BOARD CERTIFIED IN OPHTHALMOLOGY

- Dr. Quiceno has worked with the Padres since 2005.
- Completed his residency in ophthalmology at the University of California, San Diego where he also served as chief resident and clinical instructor...his earlier work included a research fellowship in uveitis and retinal diseases.
- Joined Scripps Clinic in 2000...provides care as a comprehensive ophthalmologist and anterior segment surgeon.

LORENZO L. PACELLI, M.D.

BOARD-CERTIFIED ORTHOPAEDIC SURGEON

- Dr. Dr. Pacelli joined the Padres in 2001 after completing a fellowship in Orthopaedic surgery and Hand/Elbow and Microvascular Surgery at The Hand Center of San Antonio, in San Antonio, Texas.
- Completed Medical School at George Washington School of Medicine and Health Sciences and residency training at Oregon Health Science University in Oregon
- Joined Scripps Clinic in 2001 and specializes in treatment of hand, forearm, elbow, biceps and triceps, microvascular surgery
- Associate Head-Division of Orthopaedic Surgery at Scripps Clinic Torrey Pines

SCRIPPS CLINIC

Scripps Clinic, a multi-specialty medical group, which has cared for the Padres since 1981 provides state-of-the-art diagnosis and treatment of illnesses in all specialties of medicine. The primary outpatient and inpatient facility is located on North Torrey Pines Road while other outpatient facilities are found throughout San Diego County.

Other physicians assisting with the Padres include Spine Surgeons Dr. James Bruffey & Steve Copp, both Board Certified in Orthopaedic Surgery and members of the Orthopaedic Surgery staff at Scripps Clinic at Torrey Pines, Carmel Valley and Encinitas.



2016 SAN DIEGO PADRES

**ALEXI AMARISTA****5****INFIELDER/OUTFIELDER****BATS/THROWS:** L/R**OPENING DAY AGE:** 26**BORN:** April 6, 1989 in Barcelona, Venezuela**RESIDENCE:** Barcelona, Venezuela**ACQUIRED:** From LAA along with RHP Donn Roach in exchange for RHP Ernesto Frieri; May 3, 2012**CONTRACT STATUS:** Signed through 2016**HEIGHT/WEIGHT:** 5-6/162**SERVICE TIME:** 4.053**CAREER****2015: Started 87 games total on the season, with 79 at shortstop, five at second base and three in left field.**

- Made his fourth-straight Opening Day roster and third-straight for SD.
- On 6/17 at OAK made his professional debut as a pitcher in the eighth, recording the final out of the inning on his second pitch, stranding two runners...was the first position player to pitch for the Padres since Josh Wilson on 6/7/09 vs. ARI.
- At 5'6" he became the shortest player to ever throw a pitch for the Padres (previous: Danny Boone, 5'8")...also became the fifth player in Major League Baseball since 1974 to hit a home run in a game before pitching in the same game.
- On 9/24 vs. SF, came up with the walk-off, pinch-hit RBI, his third career walk-off hit.
- Over 20 games in June he hit .293 (17-58) with nine RBI and seven runs scored.
- Overall on the season, hit .275 (19-69) with runners in scoring position.
- On 8/2 at MIA, hit a game-tying two-run home run in the ninth to tie the game at 2-2 before the Padres fell by a score of 5-2 in the bottom half...was the third home run of his career in the seventh inning-or-later to either tie or give the Padres a lead, and first since his birthday in 2014 (4/6/14) also at MIA (also, 6/28/12 at HOU).

QUICK HIT

- **First MLB Hit:** April 26, 2011 at OAK, double off of Brandon McCarthy
- **First MLB Home Run:** June 28, 2012 at HOU, grand slam off of Brett Myers

2014: Played in a career-high 148 games and 119 starts, also setting career-highs in runs (39), hits (101), RBI (40) and stolen bases (12).

- Made his third-straight Opening Day roster and second-straight for SD.
- Started a career-high 119 games, with 71 at SS, 18 at 2B, 16 at 3B, 13 in CF and one in LF.
- Started 68 of final 79 games at SS from 7/1 through end of the year.
- Posted an .822 zone rating at SS from 7/1 through the end of the season, eighth-best among qualifying Major Leaguers and sixth-best among qualifying National League shortstops.
- Collected his second career walk-off hit on 8/30 vs. LAD (also, 9/26/13 vs. ARI).
- Hit a pinch-hit, go-ahead three-run home run on 4/6 at MIA on the day of his 25th birthday, becoming the second player in Padres history to hit a pinch-hit homer on his birthday, joining Greg Vaughn on 7/3/97.
- In 76 games at home, he hit .262 (54-for-206) against a .217 (47-for-217) average in 72 games on the road.
- Hit .455 (5-for-11) with the bases loaded.
- Following the season on 1/16/15, agreed to terms on a two-year contract through the 2016 season.

2013: Played in 146 games, the second-most by a Padre behind Will Venable (151)...set a then-career-high in hits (87) while tying his then-career-highs in home runs (five) and RBI (32).

- Hit .316 (24-for-76) with runners in scoring position, the third-best mark by a Padre in 2013 (min 20 AB)...also hit .324 (11-for-34) with runners in scoring position and two outs, the second-best mark by a Padre in 2013 (min. 10 AB).
- First career game-ending hit in final home game on 9/26 vs. ARI with a bases-loaded single in the bottom of the 11th.
- Had a career-long 0-for-31 hitless streak from 9/7-23 snapped with a single on 9/24 vs. ARI.
- Over a 30-game stretch from 6/28-8/7, he hit .302 (29-for-96).
- On 5/15 at BAL went 3-for-5 with a career-high tying three runs, two doubles, a homer and two RBI from eighth spot in order...became just the third Padre in team history to have at least three extra-base hits with multiple RBI while hitting eighth-or-ninth in the order (also, Cesar Crespo on 9/24/01 at COL and Nick Hundley on 8/31/10 at ARI), per ELIAS.

2012: Acquired by the Padres with RHP Donn Roach from LAA in exchange for RHP Ernesto Frieri on 5/3.

- Made his first career Opening Day roster for the Angels, making just one appearance as a pinch runner on Opening Day, 4/6 vs. KC, scoring what would prove to be the winning run in that game.
- Assigned to Triple-A Tucson after trade on 5/3, playing in 11 games before being recalled to San Diego on 5/17, spending the remainder of the season with the Padres...made his Padres debut on 5/17 vs. LAD.
- Hit .186 (11-for-59) over his first 25 games from 5/17-6/18 before hitting .309 (42-for-136) from 6/19-8/11.
- Collected a career-high five hits on 9/2 at COL, most by a Padre since Chase Headley also had five on 9/21/09 at PIT (11 innings).
- Hit his first career home run on 6/28 at HOU, a go-ahead grand slam in the top of the ninth in Padres 7-3 win...first Major League player to hit a go-ahead grand slam in the ninth-or-later for his first career homer since 9/8/69 when Jose Martinez did so for PIT at MON (ELIAS)...was the fifth Padre in team history to hit a grand slam for his first home run.
- Two games after his first career home run on 6/28 at HOU, had his first career multi-homer game on 6/30 at COL, collecting a career-high tying four RBI in that game (2x, also 6/28/12 at HOU).
- Hit his first career leadoff home run on 8/10 at PIT.

2011: Spent the majority of the season with Triple-A Salt Lake, hitting .292 (106-for-363) with 24 doubles, five triples, four home runs, 50 RBI and 15 SB in 86 games for the Bees while also seeing his first Major League action.

- Appeared at five different positions with Salt Lake during the season (2B, SS, LF, CF, RF).
- First called up on 4/25 and made his Major League debut 4/26 vs. OAK...hit a two-run double in his first career at-bat.
- Optioned to Salt Lake on 6/18 and recalled again by the Angels from 7/15-23...recalled by the Angels on 9/6 for his third and final stint of the season.

2010: Split the season between Single-A Rancho Cucamonga, Double-A Arkansas and Triple-A Salt Lake.

- Named a California League mid-season All-Star.
- Named the Angels Defensive Player of the Month for April, May and June.
- Hit .295 (64-for-217) with nine HR and 34 RBI in the 2010 Venezuelan Winter League.

2009: Honored as the Angels' Minor League Player of the Year after spending the entire season with Single-A Cedar Rapids, leading the Midwest League by hitting .319 (152-for-477) on the year.

- Named a Midwest League mid- and post-season All-Star...finished second in the league with 39 doubles and 10 triples.
- Named a Topps Class-A All-Star after the season.

2008: Spent the majority of the season with the Arizona League Angels hitting .332 (67-for-202) with 46 runs scored and 21 RBI in 51 games.

- Named an Arizona League post-season All-Star.

2007: Spent the year with the Angels' Dominican Summer League affiliate, hitting .340 (82-for-241) in 65 games.

- Went 9-for-22 with two home runs and six RBI in his first four contests...had at least one RBI in his first seven contests.

PERSONAL

Alexi Jose Amarista (AH-mah-REE-stah)...has two daughters, Aleximar Sophia and Mia Angelina...originally signed by Angels' scouts Clay Daniel & Denny Suarez.

ALEXI AMARISTA'S CAREER BATTING RECORD

YR	CLUB	AVG	G	AB	R	H	2B	3B	HR	RBI	SH	SF	HP	BB	SO	SB	CS	OBP	SLG	E
2007	DSL Angels (R)	.340	65	241	52	82	14	4	5	39	1	2	4	25	23	16	6	.408	.494	5
2008	AZL Angels (R)	.332	51	202	46	67	6	4	2	21	3	1	1	29	20	22	14	.416	.431	1
	Cedar Rapids (A)	.000	1	2	0	0	0	0	0	0	0	0	0	0	1	0	0	.000	.000	0
2009	Cedar Rapids (A)	.319*	125	477	84	152	39	10	4	49	18	4	8	50	61	38	20	.390	.468	14
2010	R. Cucamonga (A)	.303	72	297	39	90	19	6	4	39	2	2	3	19	42	17	10	.349	.448	1
	Salt Lake (AAA)	.400	15	65	13	26	6	3	0	9	2	1	1	1	4	4	2	.412	.585	0
	Arkansas (AA)	.288	48	191	25	55	2	1	1	20	2	5	2	13	15	4	1	.332	.325	6
2011	Salt Lake (AAA)	.292	86	363	49	106	24	5	4	50	4	3	4	22	56	15	8	.337	.419	6
	LOS ANGELES (AL)	.154	23	52	2	8	3	1	0	5	1	1	0	2	8	0	0	.182	.250	2
2012	LOS ANGELES (AL)	--	1	0	1	0	0	0	0	0	0	0	0	0	0	0	0	--	--	0
	Salt Lake (AAA)	.273	18	77	11	21	6	2	0	12	0	3	0	3	6	1	0	.289	.403	1
	Tucson (AAA)	.286	11	49	6	14	1	0	1	6	1	0	0	1	6	3	0	.300	.367	0
	SAN DIEGO	.240	105	275	35	66	15	5	5	32	6	2	0	17	42	8	4	.282	.385	4
2013	SAN DIEGO	.236	146	368	35	87	14	4	5	32	3	1	2	22	57	4	2	.282	.337	5
2014	SAN DIEGO	.239	148	423	39	101	13	2	5	40	8	5	1	29	69	12	1	.286	.314	9
2015	SAN DIEGO	.204	118	324	28	66	10	4	3	30	3	5	1	24	55	5	1	.257	.287	12
Major League Totals		.227	541	1442	140	328	55	16	18	139	21	14	4	94	231	29	8	.274	.325	32
Minor League Totals		.312	492	1964	325	613	117	35	21	245	33	21	23	163	234	120	61	.368	.439	34

*Led league +Tied for league lead @Rehab assignment

CAREER FIELDING

POSITION	PCT.	G	PO	A	E	TC	DP
Shortstop	.973	184	243	469	20	732	96
Outfield	.985	181	248	8	4	260	3
Center Field	.981	126	196	6	4	206	2
Second Base	.986	121	177	237	6	420	41
Left Field	1.000	63	49	2	0	51	1
Third Base	.967	34	13	45	2	60	4
Right Field	1.000	4	3	0	0	3	0
Pitcher	---	1	0	0	0	0	0
Career Total	.978	482	681	759	32	1472	144

SINGLE-GAME HIGHS

HITTING STREAK.....Nine games, June 26 - July 5, 2012
 HITS.....5, September 2, 2012 at Colorado
 DOUBLES.....2, three times, last: May 15, 2013 at Baltimore
 RBI.....4, three times, last: April 16, 2013 at Los Angeles (NL)
 RUNS SCORED.....3, three times, last: July 30, 2014 vs. St. Louis
 WALKS.....2, eight times, last: July 20, 2015 vs. San Francisco
 STRIKEOUTS.....3, four times, last: April 18, 2015 at Chicago (NL)
 CAREER WALK-OFF HITS.....Three, last: September 24, 2015 vs. San Francisco (single off of Josh Osich)

HOME RUNS

CAREER MULTI-HOME RUN GAMES (1).....June 30, 2012 at Colorado (Jeremy Guthrie and Adam Ottavino)
 CAREER GRAND SLAMS (1).....June 28, 2012 at Houston (Brett Myers)
 CAREER PINCH-HIT (1).....April 6, 2014 at Miami (Nathan Eovaldi)
 CAREER LEADOFF (1).....August 10, 2012 at Pittsburgh (James McDonald)

CAREER TRANSACTIONS

2007.....Signed by the Los Angeles Angels as a non-drafted free agent, January 25.
 2012.....Acquired by the San Diego Padres from the Angels along with RHP Donn Roach in exchange for RHP Ernesto Frieri, May 3.



MARTIRES ARIAS

RIGHT-HANDED PITCHER

84

BATS/THROWS: R/R

OPENING DAY AGE: 25

BORN: November 10, 1990 in Bani, Dominican Republic

RESIDENCE: Bani, Dominican Republic

ACQUIRED: Signed as a minor league free agent: November 16, 2015

CONTRACT STATUS: Signed through 2016

HEIGHT/WEIGHT: 6-10/208

SERVICE TIME: 0.000

NON-ROSTER INVITEE

CAREER

2015: Set career-highs in nearly every category, going 7-5 with a 2.43 ERA (30 ER, 111.0 IP) and 110 strikeouts against 42 walks while holding opponents to a .205 average in 20 starts for Single-A Savannah.

- Also made one start for Single-A St. Lucie after coming off a stint on the seven-day disabled list.
- Tossed three complete games for Single-A Savannah, including one shutout, the second-most complete games tossed in the SAL in 2015.
- In the second half of the season for Single-A Savannah, went 4-2 with a 1.42 ERA (8 ER, 50.2 IP) and 54 strikeouts against 20 walks while holding opponents to a .174 average over nine starts.
- Overall on the season, went 8-5 with a 2.29 ERA (30 ER, 118.0 IP) and 115 strikeouts against 45 walks in 21 starts.

2014: Split the season between Rookie-Level Kingsport and Single-A Brooklyn, going a combined 6-0 with a 1.11 ERA (7 ER, 57.0 IP) and 60 strikeouts against 22 walks while holding opponents to a .188 average over 12 games, seven starts total.

- Prior to the start of the season was acquired by the Washington Nationals in the minor league phase of the 2013 Rule 5 Draft on December 12, 2013 before being released by the Nationals on March 20, 2014 and resigned by the Mets as a minor league free agent on April 6, 2014.
- Began the season with Rookie-Level Kingsport, going 4-0 with a 0.50 ERA (2 ER, 35.2 IP) in eight games, three starts, before being promoted to Single-A Brooklyn.

2013: Spent the entire season with Rookie-Level Kingsport, appearing in 12 games total, 11 starts.

2012: In his first taste of the Appalachian League appeared in 12 relief appearances for Rookie-Level Kingsport, going 2-2 with a 2.76 ERA (5 ER, 16.1 IP).

2011: Made 11 relief appearances for the Gulf Coast League Mets.

2010: In his first season as a starter, went 6-5 with a 3.15 ERA (24 ER, 68.2 IP) over 16 games, 15 starts for the Dominican Summer League Mets.

2009: Made his professional debut with the Dominican Summer League Mets, posting a 4.13 ERA (11 ER, 24.0 IP) over 16 relief appearances.

PERSONAL

Martires Obispo Arias...originally signed by Mets' scouts Ramon Pena, Ismael Cruz and Franklin Taveras.

MARTIRES ARIAS' CAREER PITCHING RECORD

YR	CLUB	W-L	ERA	G	GS	CG	SHO	SV	IP	H	R	ER	HR	HB	BB	SO	WP	BK	AVG
2009	DSL Mets (R)	0-0	4.13	16	0	0	0	0	24.0	21	21	11	1	3	21	19	7	0	.239
2010	DSL Mets (R)	6-5	3.15	16	15	0	0	0	68.2	52	33	24	0	15	22	35	10	1	.208
2011	GCL Mets (R)	0-1	7.71	11	0	0	0	0	14.0	19	14	12	0	3	13	12	3	0	.333
2012	Kingsport (R)	2-2	2.76	12	0	0	0	0	16.1	17	11	5	2	0	8	18	5	0	.258
2013	Kingsport (R)	1-7	5.81	12	11	0	0	0	52.2	51	40	34	3	3	28	36	5	1	.254
2014	Kingsport (R)	4-0	0.50	8	3	0	0	2	35.2	18	4	2	0	1	12	34	4	1	.154
	Brooklyn (A)	2-0	2.11	4	4	0	0	0	21.1	19	5	5	0	1	10	26	1	0	.238
2015	Savannah (A)	7-5	2.43	20	20	3	1	0	111.0	80	39	30	1	15	42	110	11	0	.205
	St. Lucie (A)	1-0	0.00	1	1	0	0	0	7.0	4	0	0	0	0	3	5	0	0	.167
Minor League Totals		23-20	3.16	100	54	3	1	2	350.2	281	167	123	7	41	159	295	46	3	.221

CAREER TRANSACTIONS

2008.....Signed by the New York Mets as a non-drafted free agent, July 2.

2013.....Acquired by the Washington Nationals in the minor league phase of the 2013 Rule 5 Draft, December 12.

2014.....Released by the Washington Nationals, March 20.

2014.....Signed by the New York Mets as a minor league free agent, April 6.

2015.....Signed by the San Diego Padres as a minor league free agent, November 16.

@TheRealAsuaje20

63

ASUAJE



CARLOS ASUAJE

INFIELDER

BATS/THROWS: L/R

OPENING DAY AGE: 24

BORN: November 2, 1991 in Barquisimeto, Venezuela

RESIDENCE: Weston, FL

ACQUIRED: From BOS along with OF Manuel Margot, INF Javier Guerra and LHP

Logan Allen in exchange for RHP Craig Kimbrel: November 13, 2015

CONTRACT STATUS: Signed through 2016

HEIGHT/WEIGHT: 5-9/160

SERVICE TIME: 0.000

NON-ROSTER INVITEE

CAREER

2015: Spent the entire campaign with Double-A Portland, hitting .251 (124-for-495) with 23 doubles, seven triples, eight home runs, 61 RBI and 60 runs scored in 131 games.

- Named an Eastern League Mid-Season All-Star for the Sea Dogs...enjoyed a nice start to the season, hitting .260 (44-for-169) with 11 doubles, two triples, three home runs, 25 RBI and 29 runs scored over April and May to start 2015.
- Played in the Arizona Fall League following the season, hitting .329 (24-for-73) with four extra-base hits and seven RBI in 18 games for the Scottsdale Scorpions...named to the Arizona Fall League's top prospect team, finishing with the eighth-best average in the AFL...acquired by the Padres on November 13 as part of a five-player trade while playing in the AFL.

2014: In his first full professional season, hit a combined .310 (149-for-480) with 38 doubles, 12 triples, 15 home runs, 101 RBI and 86 runs scored to go along with a .393 OBP and .533 SLG in 129 total games between Single-A Greenville and Single-A Salem.

- Following the season, named a MiLB.com Organization All-Star for the Red Sox...also named a South Atlantic League Mid-Season and Post-Season All-Star for Single-A Greenville.
- Began the year with and spent the majority of the season with Single-A Greenville, hitting .305 (99-for-325) with 24 doubles, 10 triples, 11 home runs, 73 RBI and 59 runs scored in 90 games total for the Drive.
- Finished the season ranked among South Atlantic League leaders in slugging (.542, 1st), OPS (.933, 1st), triples (10, T1st), on-base percentage (.391, 3rd) and average (.305, 10th).
- Led all Red Sox minor leaguers in triples, extra-base hits, slugging and RBI.

2013: After signing with the Red Sox as an 11th-round selection in the First-Year Player Draft, made his professional debut with Single-A Lowell, hitting .269 with 14 extra-base hits, 20 RBI and 19 runs scored in 52 games.

- Reached base safely in 20 consecutive games from 8/15 through the end of the season, hitting .325 (25-for-77) over that span.

PERSONAL

Carlos A. Asuaje...attended Nova Southeastern University...at Nova Southeastern earned 2011 Sunshine State Conference Freshman of the Year honors in 2011 and named Co-Sunshine State Conference Player of the Year honors in 2012...following the 2012 season, was named an All-Star in the Cape Cod League...during his junior campaign in 2013 at Nova Southeastern he struck out only 13 times in 178 at-bats...graduated from St. Thomas Aquinas (FL) High School ...originally signed by Red Sox scout Willie Romay.

CARLOS ASUAJE'S CAREER BATTING RECORD

YR	CLUB	AVG	G	AB	R	H	2B	3B	HR	RBI	SH	SF	HP	BB	SO	SB	CS	OBP	SLG	E
2013	Lowell (A)	.269	52	171	19	46	12	1	1	20	2	3	1	27	33	4	3	.366	.368	7
2014	Greenville (A)	.305	90	325	59	99	24	10+	11	73	2	6	9	41	56	7	4	.391	.542*	5
	Salem (A)	.323	39	155	27	50	14	2	4	28	0	1	2	18	34	1	3	.398	.516	2
2015	Portland (AA)	.251	131	495	60	124	23	7	8	61	10	2	7	56	88	9	6	.334	.374	15
Minor League Totals		.278	312	1146	165	319	73	20	24	182	14	12	19	142	211	21	16	.364	.440	29

*Led league +Tied for league lead @Rehab assignment

CAREER TRANSACTIONS

2013.....Signed by the Boston Red Sox as an 11th-round selection in the 2013 First-Year Player Draft.

2015.....Acquired by the San Diego Padres along with OF Manuel Margot, INF Javier Guerra and LHP Logan Allen from the Boston Red Sox in exchange for RHP Craig Kimbrel, November 13.

**BUDDY BAUMANN****LEFT-HANDED PITCHER****77****BATS/THROWS:** L/L**OPENING DAY AGE:** 28**BORN:** December 9, 1987 in Chicago, IL**RESIDENCE:** Springfield, MO**ACQUIRED:** Signed as a Major League free agent: December 21, 2015**CONTRACT STATUS:** Signed through 2016**HEIGHT/WEIGHT:** 5-11/195**SERVICE TIME:** 0.000**CAREER**

2015: Spent the entire season with Triple-A Omaha, going 3-4 with a 3.04 ERA (26 ER, 77.0 IP) and 84 strikeouts against 25 walks in 34 appearances, six starts.

- In his 28 relief outings for Omaha he went 3-1 with a 2.20 ERA (14 ER, 57.1 IP) and 60 strikeouts against 19 walks... in his six starts, went 0-3 with a 5.49 ERA (12 ER, 19.2 IP).
- Pitched in the Venezuelan Winter League following the season.

2014: In his second campaign with Triple-A Omaha, posted a 2-4 record with a 3.19 ERA (32 ER, 90.1 IP) and 68 strikeouts against 31 walks over 40 appearances, 11 starts.

- In his 29 relief outings for Omaha he went 1-1 with a 1.62 ERA (8 ER, 44.1 IP) and 33 strikeouts against 17 walks... over his 11 starts, went 1-3 with a 4.70 ERA (24 ER, 46.0 IP) and 35 strikeouts against 14 walks.
- Allowed just five earned runs in his first 22 outings for a 1.22 ERA (5 ER, 37.0 IP) through 6/17.
- Made three appearances in the Triple-A postseason, going 1-0 with a save and a 1.93 ERA (2 ER, 9.1 IP)...recorded the win in the series-clinching game against Memphis...also tossed 3.1 scoreless innings to earn a save in Game Four of the Pacific Coast League Championship.

2013: Worked the entire season exclusively in relief, spending the majority of the season with Triple-A Omaha.

- Went a combined 3-0 with a 2.55 ERA (15 ER, 53.0 IP) and 72 strikeouts against 25 walks while holding opponents to a .248 average over 32 relief appearances between Triple-A Omaha and Double-A Northwest Arkansas.
- Missed time in April during a stint on the seven-day disabled list.

2012: Spent the entire campaign with Double-A Northwest Arkansas, working exclusively in relief and going 3-2 with a 4.12 ERA (27 ER, 59.0 IP) and 58 strikeouts against 33 walks over 32 relief appearances.

- Missed time towards the end of the season with a stint on the seven-day disabled list.

2011: Named a Texas League Mid-Season All-Star in his first campaign with Double-A Northwest Arkansas, going 4-3 with a 4.29 ERA (34 ER, 71.1 IP) and 68 strikeouts against 28 walks in 25 games, nine starts.

- Over his nine starts, he went 3-0 with a 3.05 ERA (13 ER, 38.1 IP) and 35 strikeouts against 15 walks while holding opponents to a .214 average...over his 16 relief appearances, went 1-3 with a 5.73 ERA (21 ER, 33.0 IP).
- Missed time in August with a stint on the seven-day disabled list...made two rehab starts in rookie ball before returning.

2010: In his first full professional season, spent the entire season with Single-A Wilmington, going 4-2 with a 2.24 ERA (25 ER, 100.1 IP) and 113 strikeouts against 36 walks and a .212 opponents average in 31 games, 14 starts.

- Finished with the fourth-most strikeouts of any pitcher in the Carolina League.

2009: Made his professional debut with Rookie-Level Burlington by making three relief appearances.

PERSONAL

George Charles Baumann IV...married to Sarah...attended Missouri State University where he was named Second Team All-America by Collegiate Baseball News and the ABCA as well as Missouri Valley Conference Pitcher of the Year in 2009... was a finalist for the College Baseball Foundation Pitcher of the Year and a semifinalist for the USA Baseball Golden Spikes Award in 2009...graduated from Logan-Rogersville (MO) High School in 2006 where he went 10-2 with a 1.43 ERA with 143 strikeouts in 78.0 innings to earn all-state honors during his senior year...originally signed by Royals' scouts Scott Melvin.

BUDDY BAUMANN'S CAREER PITCHING RECORD

YR	CLUB	W-L	ERA	G	GS	CG	SHO	SV	IP	H	R	ER	HR	HB	BB	SO	WP	BK	AVG
2009	Burlington (R)	0-0	1.80	3	0	0	0	0	5.0	4	3	1	1	0	0	5	3	0	.211
2010	Wilmington (A)	4-2	2.24	31	14	0	0	4	100.1	76	29	25	3	2	36	113	8	0	.212
2011	NW Arkansas (AA)	4-3	4.29	25	9	0	0	2	71.1	73	38	34	9	5	28	68	9	0	.264
	AZL Royals (R)@	0-1	3.86	2	2	0	0	0	4.2	3	3	2	0	1	1	9	0	0	.167
2012	NW Arkansas (AA)	3-2	4.12	32	0	0	0	2	59.0	47	31	27	7	3	33	58	4	0	.220
2013	Omaha (AAA)	3-0	2.76	30	0	0	0	1	49.0	49	15	15	5	1	23	66	2	0	.257
	NW (AA)	0-0	0.00	2	0	0	0	0	4.0	1	0	0	0	1	2	6	0	0	.091
2014	Omaha (AAA)	2-4	3.19	40	11	0	0	2	90.1	85	35	32	6	2	31	68	0	1	.252
2015	Omaha (AAA)	3-4	3.04	34	6	0	0	3	77.0	65	29	26	5	8	25	84	5	0	.224
Minor League Totals		19-16	3.16	199	42	0	0	14	460.2	403	183	162	36	23	179	477	31	1	.235

*Led league +Tied for league lead @Rehab assignment

CAREER TRANSACTIONS

2009.....Signed by the Kansas City Royals as a seventh-round selection in the 2009 First-Year Player Draft.

2015.....Signed by the San Diego Padres as a Major League free agent, December 21.

@ChristianBeth27

CHRISTIAN BETHANCOURT 12

CATCHER



BATS/THROWS: R/R
OPENING DAY AGE: 24

HEIGHT/WEIGHT: 6-2/210
SERVICE TIME: 1.014

BORN: September 2, 1991 in Panama City, Panama

RESIDENCE: Panama City, Panama

ACQUIRED: From ATL in exchange for RHP Casey Kelly and C Ricardo Rodriguez: December 10, 2015

CONTRACT STATUS: Signed through 2016

BETHANCOURT

CAREER

2015: Made his first career Opening Day roster with the Braves, splitting the season between Atlanta and Triple-A Gwinnett.

- Over his first 29 games with Atlanta, after making his first career Opening Day roster, hit .198 (20-for-101) before being optioned to Gwinnett on 6/15.
- Hit his first career Major League home run on 6/6 vs. PIT off of Vance Worley.
- Over 52 games for Gwinnett, hit .327 (66-for-202) with 19 doubles, four home runs, 31 RBI and 25 runs scored.
- Recalled for a second stint with Atlanta on 8/24, spending the remainder of the season with the Major League club and hitting .204 (11-for-54) over 19 games.
- Enjoyed a strong month of August with Gwinnett, hitting .394 (28-for-71) with 11 extra-base hits and 18 RBI in 18 games.
- Entered the 2015 season ranked by *Baseball America* as the organization's fifth-best prospect...also tabbed by the publication in their "Best Tools" survey as the "Best Defensive Catcher" in the Braves system.

QUICK HIT

- First MLB Hit:** June 28, 2014 at PHI, infield single off of Mario Hollands
- First MLB Home Run:** June 6, 2015 vs. PIT, walk-off off of Vance Worley

2014: Spent the majority of the season in Triple-A, hitting .283 (97-for-343) over 91 games for Gwinnett while also playing in 31 games for the Major League club.

- Recalled by the Braves on 6/28 for his first stint of the season with Atlanta before being optioned back to Gwinnett on 7/21...recalled a second and final time on 9/2, spending the remainder of the season with the Major League club.
- Appeared in 31 games total for Atlanta, including 29 starts behind the plate.
- Over his first stint with Atlanta, hit .240 (12-for-50) and .254 (16-for-63) over his second stint.
- Selected to play in the MLB All-Star Futures Game for the World Team but did not participate in the game after being recalled by the Major League club...his third career Futures Game selection (also, 2012-13).
- Entered the season ranked as the Braves No. 2 prospect by *Baseball America*.
- Named an MLB.com Organization All-Star for Atlanta following the season.

2013: Spent the 2013 season with Double-A Mississippi, hitting .277 (99-for-358) with 21 doubles, a career-high 12 home runs and 45 RBI in 90 games before making his Major League debut with one game for Atlanta in September.

- Entered the season ranked as the third-best prospect and the "Best Defensive Catcher" in the Atlanta Braves system by *Baseball America*.
- Recalled from Mississippi for his first career Major League call-up on 9/9 and made his Major League debut as a pinch-hitter on 9/29 vs. PHI, striking out in his lone at-bat.
- Established a Mississippi Braves record by reaching base safely via hit or walk over a 40-game span, from 6/13-8/14, hitting .338 (54-for-160) over that span to raise his average from .250 to .292.
- Started at catcher in three of the four Mississippi Braves first-round postseason games and hit .385 (5-for-13) with a .429 on-base percentage and three runs scored.
- Named to the 15th annual SiriusXM All-Star Futures Game World Roster for the second consecutive season...he entered the game in the sixth inning at catcher and went 0-for-1 at the plate.
- Selected as a Southern League Mid-Season and Post-Season All-Star.

2012: Played the entire season with Double-A Mississippi, hitting .243 (65-for-268) over 71 games.

- Of his 71 games played, made 69 starts at catcher.
- Named a Mid-Season Southern League All-Star after hitting .255 (37-for-145) with 11 RBI, 20 runs scored and five stolen bases in the season's first half.
- Selected to play in the 2012 Futures Game in Kansas City, getting the start at catcher for the World team...went 0-for-3 at the plate, but threw out the lone Team USA base runner attempting to steal.
- Following the season, hit .224 (13-for-58) with three doubles and three RBI in 23 games at catcher for Tigers del Licey of the Dominican Winter League.
- Entered the season ranked as the eighth-best prospect in the Braves farm system by *Baseball America*.

2011: Split the season between Single-A Rome and Single-A Lynchburg, hitting a combined .289 (112-for-387) with 16 doubles, three triples, five home runs, 53 RBI and 36 runs scored in 99 games.

- Hit a combined .314 (92-for-293) vs. right-handed pitching compared to .213 (20-for-94) vs. lefties.
- Best month offensively came in June when he hit .356 (31-for-87) with eight doubles and nine RBI in 21 games between Rome and Lynchburg.
- Following the season, hit .306 (22-for-72) with three doubles, five homers and 13 RBI in 19 games at catcher for the Surprise Saguaros of the Arizona Fall League.

2010: Spent the entire season with Single-A Rome, hitting .251 (100-for-399) with 19 doubles, two triples, three home runs, 34 RBI and 31 runs scored in 108 games.

- His 100 hits led the Rome Club and was tied for third in RBI with 34.

2009: Split the year between the Gulf Coast League Braves and Rookie-Level Danville.

- Entered 2009 as *Baseball America's* sixth-best Braves prospect and the top prospect in the GCL.

2008: Made his professional debut with the Dominican Summer League Braves, hitting .267 in 34 games.

PERSONAL

Christian Gabriel Bethancourt (BETH-an-court)....originally signed by Braves scout Luis Ortiz.

CHRISTIAN BETHANCOURT'S CAREER BATTING RECORD

YR	CLUB	AVG	G	AB	R	H	2B	3B	HR	RBI	SH	SF	HP	BB	SO	SB	CS	OBP	SLG	E
2008	DSL Braves (R)	.267	34	116	12	31	6	3	0	17	0	3	1	11	25	1	0	.328	.371	6
2009	GCL Braves (R)	.284	32	116	22	33	9	1	2	19	0	3	1	11	22	7	0	.344	.431	4
	Danville (R)	.260	14	50	10	13	5	0	2	8	0	0	0	6	16	1	1	.339	.480	3
2010	Rome (A)	.251	108	399	31	100	19	2	3	34	0	5	2	14	62	11	3	.276	.331	11
2011	Rome (A)	.303	54	221	25	67	10	3	4	33	0	5	1	8	27	6	3	.323	.430	11
	Lynchburg (A)	.271	45	166	11	45	6	0	1	20	2	4	0	3	35	3	2	.277	.325	8
2012	Mississippi (AA)	.243	71	268	30	65	5	1	2	26	4	3	2	11	45	8	6	.275	.291	8
2013	Mississippi (AA)	.277	90	358	42	99	21	0	12	45	5	7	2	16	57	11	7	.305	.436	12
	ATLANTA	.000	1	1	0	0	0	0	0	0	0	0	0	0	1	0	0	.000	.000	0
2014	Gwinnett (AAA)	.283	91	343	33	97	17	1	8	48	1	6	2	13	61	7	1	.308	.408	9
	ATLANTA	.248	31	113	7	28	3	0	0	9	0	0	1	3	26	1	1	.274	.274	3
2015	ATLANTA	.200	48	155	16	31	8	0	2	12	0	0	0	5	33	1	1	.225	.290	4
	Gwinnett (AAA)	.327	52	202	25	66	19	0	4	31	1	3	0	12	31	5	0	.359	.480	3
Major League Totals		.219	80	269	23	59	11	0	2	21	0	0	1	8	60	2	2	.245	.283	7
Minor League Totals		.275	591	2239	241	616	117	11	38	281	13	39	11	105	381	60	23	.306	.388	75

*Led league +Tied for league lead @Rehab assignment

CAREER FIELDING

POSITION	PCT.	G	PO	A	E	TC	DP
Catcher	.988	73	521	37	7	565	5

SINGLE-GAME HIGHS

HITTING STREAK.....Six games, July 5-11, 2014
 HITS3, six times, last September 16, 2015 vs. Toronto
 DOUBLES2, twice, last May 21, 2015 vs. Milwaukee
 RBI.....2, four times, last June 6, 2015 vs. Pittsburgh
 RUNS SCORED2, five times, last September 9, 2015 at Philadelphia
 WALKS1, eight times, last September 16, 2015 vs. Toronto
 STRIKEOUTS.....2, 14 times, last September 11, 2015 vs. New York-NL
 CAREER WALK-OFF HITS.....One on June 6, 2015 vs. Pittsburgh (home run off of Vance Worley)

HOME RUNS

CAREER MULTI-HOME RUN GAMES.....None
 CAREER GRAND SLAMSNone
 CAREER PINCH-HITNone
 CAREER WALK-OFF (1).....June 6, 2015 vs. Pittsburgh (Vance Worley)

CAREER TRANSACTIONS

2008.....Signed by the Atlanta Braves as a non-drafted free agent, March 12.
 2015.....Acquired by the San Diego Padres from the Braves in exchange for RHP Casey Kelly and C Ricardo Rodriguez, December 10.

@JabariBlash

62

BLASH



JABARI BLASH

OUTFIELDER

BATS/THROWS: R/R

OPENING DAY AGE: 26

BORN: July 4, 1989 in St. Thomas, U.S. Virgin Islands

RESIDENCE: St. Thomas, U.S. Virgin Islands

ACQUIRED: From OAK as PTBNL with LHP Drew Pomeranz and LHP Jose Torres to complete December 2, 2015 trade in exchange for INF Yonder Alonso and LHP Marc Rzepczynski; December 10, 2015

CONTRACT STATUS: Signed through 2016

HEIGHT/WEIGHT: 6-5/235

SERVICE TIME: 0.000

CAREER

2015: Split the season for a second-straight year between Double-A Jackson and Triple-A Tacoma, hitting a combined .271 (110-for-406) with 24 doubles, two triples, 32 home runs, 81 RBI and 79 runs scored in 116 games.

- Began the year with Triple-A Tacoma, hitting .167 (6-for-36) in 11 games for the Rainiers before being transferred to Double-A Jackson.
- In his first month with Jackson, hit .326 (29-for-89) with nine home runs and 23 RBI in 24 games in May.
- Named a Southern League Mid-Season All-Star for Jackson.
- After being transferred back to Tacoma, hit .276 (16-for-58) in 15 games in July before hitting .290 (29-for-100) with 14 home runs and 27 RBI over 29 games in August, being named Pacific Coast League Player of the Month for August.

2014: Split the season between Double-A Jackson and Triple-A Tacoma, hitting a combined .221 (64-for-289) with 15 doubles, one triple, 18 home runs, 59 RBI and 50 runs scored in 82 games played.

- Began the year with Double-A Jackson before being promoted to Tacoma on 4/3.
- Hit a career-high three home runs and seven RBI on 6/3 at El Paso for Tacoma.
- Missed time during the season due to a 50-game suspension from Major League Baseball for a drug of abuse.

2013: Hit a combined .271 (103-for-380) with 19 doubles, three triples, 25 home runs, 74 RBI, 55 runs scored and 15 stolen bases in 109 games played, spending the majority of the season with Single-A High Desert.

- Named a California League Mid-Season All-Star as well as a MiLB.com organization All-Star following the season... went 0-for-2 for the California League All-Star team.
- Over a 34-game span from 4/5-5/28 with High Desert, he hit .317 (40-for-126) with seven doubles, three triples, 13 home runs, 37 RBI and 25 runs scored.
- Had one stint on the disabled list with a right ankle sprain from 6/23-7/2.
- After being promoted to Jackson on 8/2 led the team with nine home runs, which tied for most in the Southern League.
- On 8/30 at Huntsville, homered twice in the fourth inning, the first Jackson player to hit two homers in the same inning.

2012: Spent the entire season with Single-A Clinton, hitting .245 (98-for-400) with 20 doubles, five triples, 15 home runs, 50 RBI and 71 runs scored in 113 games.

2011: Named a Northwest League Post-Season All-Star, hitting a combined .263 (84-for-319) with 21 doubles, four triples, 14 home runs and 56 RBI in 99 total games between Single-A Clinton and Single-A Everett.

- Began the season with Single-A Clinton, playing in 42 games before being transferred to Everett on 6/15.
- Led the Northwest League with a .574 slugging percentage and ranked tied for third in home runs.
- Also named a Short-Season All-Star by *Baseball America*, following the season.

2010: Began his professional career with Rookie-Level Pulaski, hitting .266 (29-for-109) in 32 games.

PERSONAL

Jabari Jerrell Blash...graduated from Charlotte Amalie High School in St. Thomas, Virgin Islands in 2008...attended Miami Dade (FL) Community College from 2009-10...originally signed by Mariners' scout Mike Tosar.

JABARI BLASH'S CAREER BATTING RECORD

YR	CLUB	AVG	G	AB	R	H	2B	3B	HR	RBI	SH	SF	HP	BB	SO	SB	CS	OBP	SLG	E
2010	Pulaski (R)	.266	32	109	21	29	6	1	5	20	0	1	4	13	44	1	1	.362	.477	1
2011	Clinton (A)	.218	42	124	13	27	5	1	3	13	0	0	0	38	43	5	2	.401	.347	5
	Everett (A)	.292	57	195	26	57	16	3	11	43	0	1	5	28	65	10	3	.393	.574	5
2012	Clinton (A)	.245	113	400	71	98	20	5	15	50	0	2	9	60	134	13	7	.355	.433	6
2013	High Desert (A)	.258	80	283	42	73	16	3	16	53	0	3	6	40	85	14	8	.358	.505	5
	Jackson (AA)	.309	29	97	13	30	3	0	9	21	0	0	3	20	28	1	1	.442	.619	1
2014	Jackson (AA)	.236	37	127	27	30	7	1	6	22	0	3	5	28	35	4	1	.387	.449	3
	Tacoma (AAA)	.210	45	162	23	34	8	0	12	37	0	2	8	17	57	2	2	.312	.481	4
2015	Tacoma (AAA)	.264	56	197	41	52	8	0	22	47	0	2	1	28	63	3	1	.355	.640	3
	Jackson (AA)	.278	60	209	38	58	16	2	10	34	0	2	6	31	60	5	0	.383	.517	5
Minor League Totals		.256	551	1903	315	488	105	16	109	340	0	16	47	303	614	58	26	.369	.500	38

*Led league +Tied for league lead @Rehab assignment

CAREER TRANSACTIONS

2007.....Selected by the Chicago White Sox in the 29th round of the First-Year Player Draft (did not sign).

2009.....Selected by the Texas Rangers in the ninth round of the First-Year Player Draft (did not sign).

2010.....Signed by the Seattle Mariners as an eighth-round selection in the First-Year Player Draft.

2015.....Selected by the Oakland Athletics from the Seattle Mariners in the first round of the Major League phase of the 2015 Rule 5 Draft.

2015.....Acquired by the San Diego Padres from the A's as the PTBNL along with LHP Drew Pomeranz and LHP Jose Torres to complete December 2, 2015 trade in exchange for INF Yonder Alonso and LHP Marc Rzepczynski, December 10.



RYAN BUCHTER

LEFT-HANDED PITCHER

79

BATS/THROWS: L/L

OPENING DAY AGE: 29

BORN: February 13, 1987 in Reading, PA

RESIDENCE: Depford, NJ

ACQUIRED: Signed as a minor league free agent: December 8, 2015

CONTRACT STATUS: Signed through 2016

HEIGHT/WEIGHT: 6-4/250

SERVICE TIME: 0.010

CAREER

2015: Split the season between Triple-A Oklahoma City in the Los Angeles Dodgers organization and Triple-A Iowa in the Chicago Cubs organization, going a combined 2-0 with a 1.78 ERA (10 ER, 50.2 IP) and 62 strikeouts against 25 walks in 43 total relief appearances.

- Began the year with Oklahoma City, posting a 1.65 ERA (6 ER, 32.2 IP) and 39 strikeouts against 16 walks in 27 relief appearances before being released by the Dodgers on 7/21.
- Named a Pacific Coast League Mid-Season All-Star for Oklahoma City.
- Signed with the Cubs as a minor league free agent on 7/26 and went 2-0 with a 2.00 ERA (4 ER, 18.0 IP) and 23 strikeouts against nine walks over 16 relief appearances for Triple-A Iowa.
- Pitched for Tomateros de Culiacan in the Mexican Winter League following the season, going 3-0 with 10 saves in 10 chances along with a 0.72 ERA (2 ER, 25.0 IP) and 35 strikeouts against 10 walks over 23 relief outings.

QUICK HIT

- **First MLB WIN:** June 20, 2014 at WSH (Major League debut)
- **First MLB SAVE:** None

2014: Played the majority of the season with Triple-A Gwinnett before seeing his first Major League action with the Braves with one relief outing.

- Made his first career Opening Day roster for Atlanta, being recalled before the start of the season on 3/29 for his first career Major League call-up but did not see any action before being optioned back to Gwinnett on 4/2.
- With Gwinnett went 3-3 with a 3.29 ERA (23 ER, 63.0 IP) and 63 strikeouts against 40 walks over 49 relief appearances.
- Recalled a second time by Atlanta on 6/20 and made his Major League debut for the Braves that day at WSH, earning the win for his first career victory after a scoreless inning of relief...originally signed by the Nationals in the 2005 First-Year Player Draft...optioned back to Gwinnett on 6/25.

2013: Spent the entire season with Triple-A Gwinnett, going 4-0 with a 2.76 ERA (19 ER, 62.0 IP) and 103 strikeouts against 51 walks over 51 relief appearances

- Set career-highs in both strikeouts and appearances.
- Pitched for Tomateros de Culiacan in the Mexican Winter League following the season, going 1-0 with a 0.69 ERA (1 ER, 13.0 IP) and 26 strikeouts against eight walks over 12 relief appearances.

2012: Went a combined 3-3 with a 2.74 ERA (15 ER, 49.1 IP) and 55 strikeouts against 36 walks over 44 relief appearances between Double-A Mississippi and Triple-A Gwinnett, spending the majority of the year with Mississippi.

- Named a Southern League Mid-Season All-Star for Mississippi.
- Following the season pitched for the Phoenix Desert Dogs in the Arizona Fall League, going 2-0 with a 1.84 ERA with 14 strikeouts in 14.2 IP over 10 relief outings.

2011: Began the year in the Chicago Cubs organization before being acquired by the Atlanta Braves on 5/26 in exchange for RHP Rodrigo Lopez.

- Overall on the season went a combined 6-5 with a 3.52 ERA (25 ER, 64.0 IP) and 79 strikeouts against 36 walks in 50 relief appearances.
- Converted 15 of 16 save opportunities for Single-A Lynchburg in the Braves organization after being acquired...tied for fourth in the Carolina League in saves.

2010: Named a Southern League Mid-Season All-Star for Double-A Tennessee, going 7-2 with a 4.65 ERA (31 ER, 60.0 IP) and 71 strikeouts against 47 walks in 47 games, one start, overall on the season.

2009: Spent the entire season with Single-A Peoria in his first year in the Cubs organization, going 3-0 with a 1.33 ERA (9 ER, 61.0 IP) along with 79 strikeouts against 34 walks over 38 games.

- Named a Midwest League Mid-Season All-Star.
- Acquired by the Cubs prior to the start of the season on 11/3/08 from the Washington Nationals in exchange for RHP Matt Avery.

2008: Split the campaign between the Rookie-Level Gulf Coast Nationals and Single-A Hagerstown, going a combined 4-2 with a 2.59 ERA (7 ER, 24.1 IP) and 25 strikeouts against 14 walks in 17 relief outings.

2007: Spent the season with Single-A Vermont, appearing in 20 games total in relief.

- Struck out 34 batters in 31.2 innings.

2006: Made his professional debut with the Gulf Coast League Nationals, going 1-1 with a 7.24 ERA (11 ER, 13.2 IP) and 12 strikeouts against 13 walks in 11 games, one start.

PERSONAL

Ryan James Buchter...married to Angela...graduated from Highland Regional High School (NJ)...attended Gloucester County College (NJ)...originally signed by Nationals' scout Alex Smith.

RYAN BUCHTER'S CAREER PITCHING RECORD

YR	CLUB	W-L	ERA	G	GS	CG	SHO	SV	IP	H	R	ER	HR	HB	BB	SO	WP	BK	AVG
2006	GCL Nationals (R)	1-1	7.24	11	1	0	0	0	13.2	18	11	11	1	0	13	12	2	0	.321
2007	Vermont (A)	1-2	6.82	20	0	0	0	2	31.2	41	29	24	3	6	19	34	7	0	.313
2008	GCL Nationals (R)	2-0	0.00	4	0	0	0	0	5.0	1	0	0	0	1	1	8	1	0	.067
	Hagerstown (A)	2-2	3.26	13	0	0	0	0	19.1	18	11	7	0	5	13	17	6	0	.273
2009	Peoria Chiefs (A)	3-0	1.33	38	0	0	0	5	61.0	36	18	9	1	4	34	79	6	0	.171
2010	Tennessee (AA)	7-2	4.65	47	1	0	0	0	60.0	61	37	31	6	11	47	71	7	0	.268
2011	Tennessee (AA)	3-0	6.55	10	0	0	0	0	11.0	13	11	8	1	0	11	13	2	0	.302
	Daytona (A)	1-0	0.00	6	0	0	0	1	10.1	2	0	0	0	0	3	17	2	0	.061
	Lynchburg (A)	2-5	3.59	34	0	0	0	15	42.2	36	18	17	3	6	22	49	5	0	.237
2012	Mississippi (AA)	3-1	1.31	35	0	0	0	4	41.1	24	7	6	1	2	19	50	3	0	.168
	Gwinnett (AAA)	0-2	10.13	9	0	0	0	0	8.0	10	13	9	1	0	17	5	2	0	.303
2013	Gwinnett (AAA)	4-0	2.76	51	0	0	0	5	62.0	36	23	19	5	4	51	103	5	0	.168
2014	Gwinnett (AAA)	3-3	3.29	49	0	0	0	1	63.0	51	23	23	5	2	40	63	2	0	.229
	ATLANTA	1-0	0.00	1	0	0	0	0	1.0	0	0	0	0	0	1	1	0	0	.000
2015	Oklahoma City (AAA)	0-0	1.65	27	0	0	0	3	32.2	27	6	6	0	1	16	39	2	0	.227
	Iowa Cubs (AAA)	2-0	2.00	16	0	0	0	0	18.0	9	4	4	0	1	9	23	1	0	.148
	Major League Totals	1-0	0.00	1	0	0	0	0	1.0	0	0	0	0	0	1	1	0	0	.000
	Minor League Totals	34-18	3.26	370	2	0	0	36	479.2	383	211	174	27	43	315	583	53	0	.222

2015 AND CAREER BATTING RECORD

YR	CLUB	AVG	G	AB	R	H	2B	3B	HR	RBI	SH	SF	HP	BB	SO	SB	CS	OBP	SLG
2015	---	---	0	0	0	0	0	0	0	0	0	0	0	0	0	0	0	---	---
	Major League Totals	---	1	0	0	0	0	0	0	0	0	0	0	0	0	0	0	---	---

CAREER FIELDING

POSITION	PCT.	G	PO	A	E	TC	DP
Pitcher	--	1	0	0	0	0	0

SINGLE-GAME HIGHS

INNINGS PITCHED.....1.0 IP, June 20, 2014 at Washington
 LOW-HIT COMPLETE GAME.....None
 STRIKEOUTS.....1, June 20, 2014 at Washington
 MOST HITS ALLOWED.....None
 MOST RUNS ALLOWED.....None
 MOST WALKS ALLOWED.....1, June 20, 2014 at Washington
 MOST HOME RUNS ALLOWED.....None
 CAREER WINNING STREAK.....None
 CAREER 10-STRIKEOUT GAMES.....None
 CAREER HOME RUNS HIT.....None

CAREER TRANSACTIONS

2005.....Signed by the Washington Nationals as a 33rd-round selection in the First-Year Player Draft.
 2008.....Acquired by the Chicago Cubs from the Nationals in exchange for RHP Matt Avery, November 3.
 2011.....Acquired by the Atlanta Braves from the Cubs in exchange for RHP Rodrigo Lopez, May 26.
 2015.....Signed by the Los Angeles Dodgers as a minor league free agent, January 22.
 2015.....Released by the Los Angeles Dodgers, July 21.
 2015.....Signed by the Chicago Cubs as a minor league free agent, July 26.
 2015.....Signed by the San Diego Padres as a minor league free agent, December 8.
 2016.....Selected by the San Diego Padres to the Major League roster, January 8.



@LeonelCampos11

57

LEONEL CAMPOS

RIGHT-HANDED PITCHER



BATS/THROWS: R/R

OPENING DAY AGE: 28

BORN: July 17, 1987 in Valera, Venezuela

RESIDENCE: Valera, Venezuela

ACQUIRED: Signed as a non-drafted free agent: December 21, 2010

CONTRACT STATUS: Signed through 2016

HEIGHT/WEIGHT: 6-2/215

SERVICE TIME: 0.032

CAREER

2015: Spent the majority of the season with Triple-A El Paso, also pitching in one game for San Diego.

- Made his only Major League appearance of the season on 8/3 at MIL, allowing one run on one hit with a strikeout and a walk over 1.0 inning...recalled from Triple-A El Paso on 8/1 and optioned back on 8/5.
- Appeared in 38 games out of the bullpen for the Chihuahuas, pitching to a 2-0 record with a 2.90 ERA (16 ER, 49.2 IP) and 68 strikeouts against 21 walks while limiting opponents to a .169 average.
- Did not allow a run over his last 11 minor league outings and 15.0 innings from 6/24 through the end of the season, allowing a .100 (5-for-50) opponents average with 23 strikeouts against six walks in that time.
- Limited left-handed hitters to a .133/.235/.200 (8-for-60) line in Triple-A and right-handers to a .188/.269/.316 (22-for-117) line.
- Had one stint on the seven-day DL with Triple-A El Paso.

QUICK HIT

- Prior to signing with the Padres, was a soccer player in his native Venezuela.

2014: Spent the majority of the season with Double-A San Antonio, also seeing time with Triple-A El Paso before making his Major League debut with the Padres in September.

- Selected from San Antonio on 9/1...Major League debut on 9/3 vs. ARI...worked scoreless ball in four of his six appearances.
- Fanned four hitters in 1.1 innings on 9/8 at LAD, becoming the eighth reliever in franchise history and first since Luke Gregerson on 6/23/10 at TB to record four strikeouts in 1.1-or-fewer innings...fourth rookie in Padres franchise history to accomplish this feat, joining Gregerson on 10/4/09 vs. SF, Tim Lincecum on 9/3/93 at ATL and Bill Laxton on 6/23/74 at HOU.
- In 31 games, 14 starts, for the Missions, went 2-7 with a 5.60 ERA (45 ER, 72.1 IP) and 95 strikeouts against 38 walks...in his 17 relief outings for San Antonio, posted a 3.65 ERA (10 ER, 24.2 IP) with 33 strikeouts vs. eight walks.
- Opened the season with Triple-A El Paso, where he made 11 relief appearances, pitching to an 0-0 record with a 11.70 ERA (13 ER, 10.0 IP) with 13 strikeouts against 13 walks while limiting the opposition to a .408 batting average...was transferred to Double-A on 5/2.

2013: In his first full professional season, began the year at Single-A Fort Wayne and appeared in 55 games total between Fort Wayne and Double-A San Antonio...struck out 106 in 67.0 combined innings.

- Over 28 relief appearances for the TinCaps, went 2-1 with five saves, a 2.23 ERA (9 ER, 36.1 IP), 63 strikeouts against 22 walks and a .150 (19-for-127) opponent average...recorded a strikeout per 9.0 IP ratio of 15.6 (36 .1 IP, 63 SO).
- Promoted to Double-A San Antonio on 6/27, spending the remainder of the season with the Missions...posted a 0.88 ERA (3 ER, 30.2 IP) with San Antonio to go with 43 strikeouts against 16 walks.

2012: Missed the entire season after undergoing Tommy John surgery on his right elbow in October of 2011.

2011: Missed majority of his first professional season with a right elbow strain after making one start for Eugene.

2010: Made four relief appearances in the Venezuelan Winter League from 12/11-30, signing with the Padres as a non-drafted free agent on 12/21.

PERSONAL

Leonel Enrique Campos...has one daughter, Milan...name is pronounced "lie-oh-NELL/ CAHM-pose"...prior to joining the Padres, was a soccer player in his native Venezuela...signed by Padres' scout Yfrain Linares.

LEONEL CAMPOS' CAREER PITCHING RECORD

YR	CLUB	W-L	ERA	G	GS	CG	SHO	SV	IP	H	R	ER	HR	HB	BB	SO	WP	BK	AVG
2011	Eugene (A)	0-0	18.00	1	1	0	0	0	2.0	5	4	4	1	0	0	4	0	0	.455
2012																			
2013	Fort Wayne (A)	2-1	2.23	28	0	0	0	5	36.1	19	9	9	2	1	22	63	7	0	.150
	San Antonio (AA)	1-0	0.88	26	0	0	0	2	30.2	14	5	3	0	0	16	43	3	0	.137
2014	El Paso (AAA)	0-0	11.70	11	0	0	0	0	10.0	20	15	13	2	0	13	13	4	0	.408
	San Antonio (AA)	2-7	5.60	31	14	0	0	1	72.1	69	46	45	6	3	38	95	9	2	.249
	SAN DIEGO	0-0	5.14	6	0	0	0	0	7.0	9	5	4	0	0	4	9	2	0	.310
2015	El Paso (AAA)	2-0	2.90	38	0	0	0	1	49.2	30	17	16	2	0	21	68	8	0	.169
	SAN DIEGO	0-0	9.00	1	0	0	0	0	1.0	1	1	1	0	0	1	1	0	0	.250
Major League Totals		0-0	5.63	7	0	0	0	0	8.0	10	6	5	0	0	5	10	2	0	.303
Minor League Totals		7-8	4.03	135	15	0	0	9	201.0	157	96	90	13	4	110	286	31	2	.211

2015 AND CAREER BATTING RECORD

YR	CLUB	AVG	G	AB	R	H	2B	3B	HR	RBI	SH	SF	HP	BB	SO	SB	CS	OBP	SLG
2015	SAN DIEGO	---	0	0	0	0	0	0	0	0	0	0	0	0	0	0	0	---	---
Major League Totals		---	7	0	0	0	0	0	0	0	0	0	0	0	0	0	0	---	---

CAREER FIELDING

POSITION	PCT.	G	PO	A	E	TC	DP
Pitcher	1.000	7	0	1	0	1	0

SINGLE-GAME HIGHS

INNINGS PITCHED..... 1.2 IP, September 28, 2014 at San Francisco
 LOW-HIT COMPLETE GAME..... None
 STRIKEOUTS..... 4, September 8, 2014 at Los Angeles (NL)
 MOST HITS ALLOWED..... 4, September 6, 2014 at Colorado
 MOST RUNS ALLOWED..... 3, September 13, 2014 at Arizona
 MOST WALKS ALLOWED..... 2, September 8, 2014 at Los Angeles (NL)
 MOST HOME RUNS ALLOWED..... None
 CAREER WINNING STREAK..... None
 CAREER 10-STRIKEOUT GAMES..... None
 CAREER HOME RUNS HIT..... None

CAREER TRANSACTIONS

2010..... Signed by the San Diego Padres as a non-drafted free agent, December 21.

**ANDREW CASHNER****RIGHT-HANDED PITCHER****34****BATS/THROWS:** R/R**OPENING DAY AGE:** 29**BORN:** September 11, 1986 in Conroe, TX**RESIDENCE:** Montgomery, TX**ACQUIRED:** From CHI along with OF Kyung-Min Na in exchange for INF Anthony Rizzo and RHP Zach Cates: January 6, 2012**CONTRACT STATUS:** Signed through 2016**HEIGHT/WEIGHT:** 6-6/235**SERVICE TIME:** 5.126**CAREER****2015: Set career highs in several categories, including games started (31), innings pitched (184.2) and strikeouts (165).**

- Led the Majors with 22 unearned runs allowed, six more than the next highest total (Mark Buehrle, 16)...his unearned runs total were the sixth-most in franchise history and the most since Bobby Jones allowed 26 unearned runs in 2001 (tied with Steve Arlin in 1971 for the highest total in franchise history).
- Posted a streak of 21 consecutive home starts allowing two-or-fewer earned runs from 6/11/13 - 4/29/15, a Major League record...his streak surpassed the previous record of 20, held by Orel Hershiser at Dodger Stadium from 4/26/85 - 4/29/86 (Jose Fernandez also posted a 20-game streak at Marlins Park from 4/13/13 - 5/4/15).
- Posted a combined 2.43 ERA (54 ER, 200.1 IP) at home since 6/23/13, allowing two-or-fewer earned runs 24 times and three-or-fewer 27 times...his home ERA in that time ranks sixth-best among Major League starters with at least 150.0 IP in their home ballpark, trailing only Clayton Kershaw (1.66), Jacob deGrom (1.87), Zack Greinke (1.99), Jake Arrieta (2.01) and Johnny Cueto (2.19).
- Had a 3.12 run support average in 2015 (64 runs of support in 184.2 IP), the second-lowest average in Major League Baseball behind only Shelby Miller (2.54) for Atlanta and the ninth-lowest mark in Padres history since full play-by-play data started being kept in 1974 (min 150.0 IP)...the Padres scored Cashner one-or-fewer runs of support 18 times in his 31 starts and two-or-fewer 19 times (runs scored while he was in the game).
- In games when the Padres scored two-or-more runs in support of Cashner, he posted a 6-3 record while the team went 8-5...in games when he got three-or-more runs in support, Cashner went 6-2 and the team went 8-4.
- Set a career-high with 12 strikeouts on 6/1 vs. NYM despite pitching just 4.2 innings...dating back to 1914, Cashner was one of two pitchers to ever strikeout 12-or-more batters in an outing of less than 5.0 innings pitched, joining Alex Cobb, who struck out 13 in 4.2 innings pitched for Tampa Bay against the Padres on 5/10/13 at Tropicana Field.
- Cashner started the season 2-7 with a 3.00 ERA (21 ER, 63.0 IP) over his first 10 starts of the season (through 5/30)...dating back to the 1940 season, Cashner was one of eight Major League pitchers to have seven-or-more losses with an ERA of 3.00-or-better through his first 10 starts of a season and the first since Mets starter Jim McAndrew started the 1968 season 3-7 with a 2.17 ERA.
- Posted a 1-3 record with a 2.25 ERA (8 ER, 32.0 IP) and 32 strikeouts against 11 walks in five starts at Petco Park against divisional opponents...among pitchers with at least five home starts against divisional opponents, Cashner's 2.25 ERA ranked ninth-best in the National League (STATS, Inc.).
- Averaged 94.8 mph with his fastball this season, the fifth-best average of any National League starter, trailing only Matt Harvey (95.9) for NYM, Gerrit Cole (95.6) for PIT, Carlos Martinez (95.3) for STL and Jacob deGrom (95.0) for NYM.
- In his start on 4/29 vs. HOU, struck out the first six batters he faced, a new Padres record...his mark surpassed the previous record of four, done several times, last on 5/31/09 by Chad Gaudin vs. COL.

2014: Made 19 starts total, missing time with a pair of stints on the 15-day DL...went 5-7 with a 2.55 ERA (35 ER, 123.1 IP) on the year.

- First DL stint from 5/17-6/7 with right elbow soreness (20 games) and the second from 6/23-8/23 with right shoulder soreness (51 games).
- Was the first starting pitcher in Padres franchise history and the first Major Leaguer since Joe Magrane-STL in 1988 to post an ERA of 2.55-or-better while having a winning percentage of .417-or-lower.
- His 2.55 ERA was the seventh-lowest in the National League among pitchers with 100.0-or-more innings...under that same criteria, his ERA was the lowest since Jake Peavy posted a 2.54 ERA (63 ER, 223.1 IP) during his Cy Young Award winning season of 2007.
- Made his first career Opening Night start on 3/30 vs. LAD...with just 32 career starts entering Opening Night, Cashner had the second-fewest career starts by an Opening Night pitcher in franchise history, behind only Pat Dobson, who had just 20 career starts before making the Opening Day start for the Padres in 1970.
- Ended the season with a streak of allowing two-or-fewer earned runs in 18 consecutive starts at Petco Park from 6/11/13 through the final home game of 2014, a franchise record...surpassed the previous record of 14 games by Randy Jones from 9/2/77 - 6/24/78...as of the end of the 2014 season, the streak is the second-longest active streak in Major League Baseball, trailing only Miami's Jose Fernandez who has done so in 20 consecutive games at Marlins Park.
- Threw his first of two complete-game shutouts on 4/11 vs. DET, allowing one hit with a career-high 11 strikeouts...having also thrown a complete-game, one-hit shutout on 9/16/13 at PIT, was the first Major League pitcher since Toronto's Dave Stieb in 1988-89 to record two one-hit, complete-game shutouts in a span of five starts (STATS, Inc.).
- Threw his second complete game shutout of the season and the third of his career on 9/15 vs. PHI.
- Having allowed just two hits in his CG SHO on 9/15 and one hit in each of his prior two shutouts, Cashner became the sixth Major League pitcher since 1969 to throw three-or-more complete game shutouts with two-or-fewer hits allowed within his first 50 career starts and the first since Orel Hershiser threw six from 7/14/84 - 7/23/85.

QUICK HIT

- Was selected three times in the First-Year Player Draft before signing with the Cubs as the 19th overall pick in 2008:

2005 - Atlanta Braves (20th round)

2006 - Colorado Rockies (18th round)

2007 - Chicago Cubs (29th round)

2008 - Chicago Cubs (1st round)

- First MLB Win: July 20, 2010 vs. HOU

Cashner continued:

- Threw just 92 pitches in his CG SHO on 9/15, tied for the seventh-fewest pitches in a nine-inning, complete game effort in Padres franchise history, and the lowest total since Clay Hensley's 91 pitches on 5/14/06...his pitch total tied for the second-fewest in franchise history during a CG SHO, behind only Hensley's 91 pitches on 5/14/06.
- On 4/24 at WSH, came in to play LF in the 11th inning, his first career defensive appearance somewhere other than pitcher.
- Recorded his first career triple on 9/20 vs. SF off Yusmeiro Petit...having also tallied a bunt single and a walk that night, was the first Padres pitcher to reach base three-or-more times in a single game since Jon Garland did so on 9/14/10.
- Named National League Player of the Week for the week of 9/15 after he pitched to a 2-0 record with a 1.06 ERA (2 ER, 17.0 IP) with 14 strikeouts against two walks while holding opponents to a .109 average (6-for-55) over two starts.

2013: Unanimously voted Clyde McCullough Pitcher of the Year by the San Diego chapter of the Baseball Writers Association of America in his first full Major League season.

- Set career-high in wins (10), starts (26), complete games (one), innings (175.0) and strikeouts (128)...led the Padres in ERA, ranked second in wins (10), innings (175.0) and strikeouts (128).
- Began the season in the bullpen, posting a 3.86 ERA (4 ER, 9.1 IP) with nine strikeouts in five relief appearances before moving to the rotation for good on 4/20 at SF.
- Was 10-9 with a 3.04 ERA (56 ER, 165.2 IP) with 119 strikeouts as a starter, including 19 quality starts.
- His 3.09 ERA was the fourth-lowest among qualified Padres starters since the club moved into Petco Park in 2004, trailing Jake Peavy (2.88 in 2005 and 2.54 in 2007) and Mat Latos (2.92 in 2010).
- Was 5-4 with a 1.95 ERA (17 ER, 78.1 IP) with 52 strikeouts at Petco Park, the third lowest ERA by a Padres starter at home behind just Chris Young (1.69 in 2007) and Jake Peavy (1.74 in 2008).
- Tossed 19th individual one-hitter in Padres history, the 27th overall one-hitter for the 45-year-old franchise, on 9/16 at PIT...performance was named the Head & Shoulders Pitching Performance of the Month for September, as voted on by fans at MLB.com.
- Was the first Padres pitcher in history to face just 27 men in a nine-inning complete game...14th Padres pitcher to record a one-hit shutout and just the third to do it without issuing a walk, joining Jimmy Jones (9/21/86 at HOU) and Mat Latos (5/13/10 at SF).
- According to ELIAS, on 9/16, he retired his first 18 batters faced, becoming the third Padres pitcher in the last 27 years to retire the first 18-or-more batters, joining Kevin Brown (9/10/98 vs. LAD, perfect through 18 batters) and Chris Young (9/7/08 at MIL, perfect through 23 batters).
- Posted a 2.14 ERA (18 ER, 75.2 IP) in the second half, the sixth-best ERA in the National League and tied for seventh in the Majors...his .194 opponent average ranked sixth in the Majors (min. 50 IP).
- Was 2-1 with a 0.76 ERA (2 ER, 23.2 IP) with 21 strikeouts in three September starts, tied for lowest September ERA in the Majors (min. 20 IP) with Seattle's Hisashi Iwakuma...was the second-best ERA in any month by a Padres starter who made at least three starts (Dave Dravecky, April 1986, 0.75 ERA in five starts).
- Limited right-handed hitters to a .217 (72-for-332) batting average, 13th-best in the National League.
- Set Padres record for most assists by a pitcher in a nine-inning game with seven on 6/23 against the Dodgers.
- Posted a 1.70 ERA (12 ER, 63.2 IP) with 50 strikeouts from the start of August through the end of the season, the second-best ERA in the Majors (min. 60.0 IP) during that stretch to the Dodgers' Zack Greinke (1.49).
- Hit his first career home run on 7/27 against Arizona's Josh Collmenter, a solo shot in the sixth inning at Chase Field.
- Finished the season by not allowing an earned run over his final 16.0 innings over his last two starts...allowed just three earned runs over his final five starts from 8/25-9/22, going 2-1 with a 0.72 ERA (3 ER, 37.2 IP) in that stretch.
- Collected a hit, stolen base and a run scored on 4/26 against SF...first pitcher to hit that trifecta in his first win as a starter since Bart Johnson had a hit, stolen base and run scored in his first win in the Major Leagues for the White Sox on 9/16/69 (ELIAS)...only four Padres pitchers have collected a run, hit and stolen base in a game: Greg Maddux (7/23/07 vs. COL), Adam Eaton (6/6/04 vs. MIL & 7/21/00 vs. COL) and Doug Brocail (7/11/93 vs. MON).
- His .231 average at the plate was the second-best among qualifying pitchers in the Majors to the Dodgers' Zack Greinke (.328).
- Recorded four bunt singles, the most in the Majors among pitchers since Omar Daal recorded five in 1999 for Arizona...second-most ever by a Padres pitcher, trailing Kevin Brown's five in 1998, while tying Brown among all Padres pitchers with six infield hits.

2012: In his first season with the Padres, began the year in the bullpen making 27 relief appearances, before transitioning into the rotation with five starts for San Diego...season cut short due to a stint on the disabled list.

- Over his first 27 outings, all in relief, from 4/6-6/5, went 3-3 with a 3.81 ERA (11 ER, 26.0 IP) and 29 strikeouts against 16 walks.
- Made his first start for the Padres on 6/9 at MIL, working 2.1 innings...optioned to Double-A San Antonio following the start...went 2-0 with a 1.88 ERA (3 ER, 14.1 IP) and 22 strikeouts against just three walks in three starts for San Antonio.
- Recalled on 6/28 to make his first full-fledged start that day at HOU...took a no-hitter into the seventh before allowing the Astros first hit with one out in the seventh...finished with a then-career-high nine strikeouts that day over 6.1 innings.
- Made his next appearance with a start on 7/3 at ARI, leaving the game prior to the third inning...placed on the 15-day DL the following day 7/4 with a strained right lat muscle.
- Made three rehab starts for Triple-A Tucson from 8/21-31, posting a 3.00 ERA (3 ER, 9.0 IP), before being reinstated from the DL on 9/1.
- Made two starts in September before making his final appearance with a relief outing on the final day of the season, 10/3 at MIL.
- Held left-handers to a .197 (15-for-76) average for SD while right-handers hit at a .281 (27-for-96) mark on the year.

2011: Missed the majority of the season for the Cubs after suffering a rotator cuff strain in his right shoulder...placed on the 15-day DL on 4/8 (retro to 4/6) and transferred to the 60-day DL on 5/29.

- Made one appearance prior to injury, his first career start.
- Reinstated from the DL on 9/5 and worked six relief outings over the last month, tossing scoreless ball in five of his appearances.

2010: Pitched at Double-A Tennessee and Triple-A Iowa before having his contract selected by the Cubs and spending the remainder of the season in the big leagues.

- Made 53 relief appearances for CHI after working almost exclusively as a starter through his minor league career...held opponents scoreless in 36 of his outings.
- Selected from Iowa on 5/31 and made his Major League debut that day at PIT...began his big league career with an 8.1-scoreless innings streak from 5/31-6/20.
- Picked up his first win on 7/20 vs. HOU after 2.0 scoreless innings of relief.
- Combined between Tennessee and Iowa to go 6-1 with a 2.05 ERA (13 ER, 57.0 IP) in 11 games (nine starts)...named PCL Pitcher of the Week for 5/17-23 after going 2-0 and allowing one earned run over 13.0 innings in two starts.
- Was named the Cubs' No. 4 prospect by *Baseball America* heading into the season.

2009: Made 12 starts each for Single-A Daytona and Double-A Tennessee, combining to go 3-4 with a 2.60 ERA (29 ER, 100.1 IP) with 75 strikeouts compared to 42 walks.

- Opened the season on the disabled list with a left oblique strain and was inactive until 4/29.
- Allowed just one home run over his 100.1 innings.
- Named the Cubs' No. 3 prospect by *Baseball America* heading into the season.

2008: Saw action for the AZL Cubs, Single-A Boise and Single-A Daytona in his first professional season.

PERSONAL

Andrew Burton Cashner...attended both Angelina College in Lufkin, Texas, and Texas Christian University...led TCU pitchers with nine wins, nine saves, 80 strikeouts and 30 relief appearances during the 2008 season...originally signed by Cubs' scout Trey Forkerway.

ANDREW CASHNER'S CAREER PITCHING RECORD

YR	CLUB	W-L	ERA	G	GS	CG	SHO	SV	IP	H	R	ER	HR	HB	BB	SO	WP	BK	AVG
2008	AZL Cubs (R)	0-0	0.00	1	1	0	0	0	1.0	1	1	0	0	0	0	2	0	0	.333
	Boise (A)	1-1	4.96	6	4	0	0	0	16.1	19	12	9	1	1	19	16	1	0	.302
	Daytona (A)	0-1	13.50	1	1	0	0	0	2.2	4	4	4	0	0	4	1	0	1	.364
2009	Daytona (A)	0-0	1.50	12	12	0	0	0	42.0	31	8	7	1	3	15	34	1	1	.201
	Tennessee (AA)	3-4	3.39	12	12	0	0	0	58.1	45	30	22	0	2	27	41	1	0	.210
2010	Tennessee (AA)	3-1	2.75	6	6	1	0	0	36.0	22	12	11	1	0	13	42	1	0	.176
	Iowa (AAA)	3-0	0.86	5	3	0	0	0	21.0	17	3	2	0	1	2	17	1	0	.221
2011	CHICAGO (NL)	2-6	4.80	53	0	0	0	0	54.1	55	31	29	8	4	30	50	4	1	.267
	CHICAGO (NL)	0-0	1.69	7	1	0	0	0	10.2	3	2	2	1	0	4	8	0	0	.086
	Tennessee (AA)	0-1	6.75	3	3	0	0	0	2.2	3	2	2	0	0	0	6	0	0	.273
	Iowa (AAA)	0-0	0.00	2	0	0	0	0	2.0	0	0	0	0	0	0	2	0	0	.000
2012	SAN DIEGO	3-4	4.27	33	5	0	0	0	46.1	42	23	22	5	1	19	52	2	0	.244
	San Antonio (AA)	2-0	1.88	3	3	0	0	0	14.1	10	3	3	0	2	3	22	0	0	.196
	Tucson (AAA)	0-1	3.00	3	3	0	0	0	9.0	8	3	3	0	0	2	8	0	0	.242
2013	SAN DIEGO	10-9	3.09	31	26	1	1	0	175.0	151	68	60	12	4	47	128	5	0	.233
	SAN DIEGO	5-7	2.55	19	19	2	2	0	123.1	110	42	35	7	1	29	93	2	0	.235
2014	Lake Elsinore (A)@	0-0	0.00	1	1	0	0	0	2.0	1	0	0	0	0	0	3	0	0	.143
	El Paso (AAA)@	0-2	7.04	2	2	0	0	0	7.2	7	6	6	3	0	2	7	0	0	.276
2015	SAN DIEGO	6-16	4.34	31	31	0	0	0	184.2	200	111	89	19	6	66	165	3	0	.229
Major League Totals		26-42	3.59	174	82	3	3	0	594.1	561	277	237	52	16	195	496	16	1	.250
Minor League Totals		12-11	2.89	57	51	1	0	0	215.0	168	84	69	6	9	87	201	5	2	.214

*Led league +Tied for league lead @Rehab assignment

2015 AND CAREER BATTING RECORD

YR	CLUB	AVG	G	AB	R	H	2B	3B	HR	RBI	SH	SF	HP	BB	SO	SB	CS	OBP	SLG
2015	SAN DIEGO	.083	37	60	2	5	0	0	0	1	0	0	0	1	24	0	0	.098	.083
Major League Totals		.158	184	158	12	25	2	1	1	6	14	0	0	4	68	2	0	.179	.203

CAREER FIELDING

POSITION	PCT.	G	PO	A	E	TC	DP
Pitcher	.979	174	31	112	3	146	10
Left Field	---	1	0	0	0	0	0

SINGLE-GAME HIGHS

INNINGS PITCHED	9.0 IP, three times, last September 15, 2014 vs. Philadelphia
LOW-HIT COMPLETE GAME	1, twice, last April 11, 2014 vs. Detroit
STRIKEOUTS	12, June 1, 2015 vs. New York (NL)
MOST HITS ALLOWED	11, June 1, 2015 vs. New York (NL)
MOST RUNS ALLOWED	7, three times, last July 30, 2015 at New York (NL)
MOST WALKS ALLOWED	5, four times, last September 23, 2015 vs. San Francisco
MOST HOME RUNS ALLOWED	3, twice, last April 8, 2015 at Los Angeles (NL)
CAREER WINNING STREAK	Three games, three times, last September 9-20, 2014 (active at end of season)
CAREER 10-STRIKEOUT GAMES (3)	April 11, 2014 vs. Detroit (11)
	April 29, 2015 vs. Houston (10)
	June 1, 2015 vs. New York-NL (12)
CAREER HOME RUNS HIT (1)	July 27, 2013 at Arizona (Josh Collmenter)

CAREER TRANSACTIONS

2005.....Selected by the Atlanta Braves in the 20th round of the First-Year Player Draft (did not sign).
 2006.....Selected by the Colorado Rockies in the 18th round of the First-Year Player Draft (did not sign).
 2007.....Selected by the Chicago Cubs in the 29th round of the First-Year Player Draft (did not sign).
 2008.....Signed by the Chicago Cubs as a first-round selection (19th overall) in the First-Year Player Draft.
 2012.....Acquired by the San Diego Padres along with OF Kyung-Min Na from the Cubs in exchange for INF Anthony Rizzo and RHP Zach Cates. January 6.



LUIS DIAZ

RIGHT-HANDED PITCHER

85

DIAZ

BATS/THROWS: R/R

OPENING DAY AGE: 23

BORN: April 9, 1992 in Valencia, Venezuela

RESIDENCE: Valencia, Venezuela

ACQUIRED: Signed as a minor league free agent: November 23, 2015

CONTRACT STATUS: Signed through 2016

HEIGHT/WEIGHT: 6-4/290

SERVICE TIME: 0.000

NON-ROSTER INVITEE

CAREER

2015: Made a career-high 27 starts, spending the entire season with Double-A Portland.

- Enjoyed his best month of the season in July, going 1-3 with a 2.65 ERA (11 ER, 37.1 IP) in six starts.
- Over his first 17 starts in the first half, went 1-8 with a 5.99 ERA (55 ER, 82.2 IP) before going 1-2 with a 4.67 ERA (28 ER, 54.0 IP) over his final 10 starts in the second half.

2014: Split the season between Single-A Salem and Double-A Portland, making 13 starts with each club.

- Combined to go 9-7 with a 3.54 ERA (57 ER, 145.0 IP) and 111 strikeouts against 44 walks.
- Began the year with Salem and won six games of his first 13 starts from 4/5-6/12, ranking tied for first in wins in the Carolina League over that span.
- Promoted to Portland on 6/16.
- Missed time while on the disabled list from 8/25-9/1.
- Made one postseason start for Portland, allowing seven runs over 3.2 innings and taking the loss in the decisive Game Five of the Eastern League Division Series.

2013: Went a combined 9-4 with a 1.96 ERA (22 ER, 101.0 IP) and 94 strikeouts against 24 walks over 17 games, 16 starts, spending the majority of the season with Single-A Greenville.

- Began the season on the disabled list from 4/4-5/27 before appearing 15 games, 14 starts, for Greenville.
- Promoted to Single-A Salem on 8/20 and went 2-0 with a 1.38 ERA (2 ER, 13.0 IP) from 8/22-29.
- Tossed 8.0 shutout innings Game One of the Mills Cup semifinals vs. Myrtle Beach, but did not factor into the decision.

2012: Spent the entire campaign with Double-A Greenville, going 3-8 with a 6.01 ERA (61 ER, 91.1 IP) in 20 games, 17 starts.

- Had a stint on the disabled list from 4/22-6/12 after making four starts for Greenville.
- Following the season, made three relief appearances for Caracas in the Venezuelan Winter League.

2011: Enjoyed his best season to date, going 4-4 with a 2.53 ERA (21 ER, 74.2 IP) and 41 strikeouts against 15 walks over 14 starts for Single-A Lowell.

- Led all New York-Penn League qualifying pitchers with a .208 opponents average.

2010: Spent the year with the DSL Red Sox, going 3-1 with a 3.11 ERA (19 ER, 55.0 IP) over 13 games, 12 starts.

2009: Made his professional debut with the DSL Red Sox, going 0-3 with a 3.75 ERA (15 ER, 36.0 IP) in 15 games, two starts.

PERSONAL

Luis Edgardo Diaz...originally signed by Red Sox scout Ernesto Gomez.

LUIS DIAZ'S CAREER PITCHING RECORD

YR	CLUB	W-L	ERA	G	GS	CG	SHO	SV	IP	H	R	ER	HR	HB	BB	SO	WP	BK	AVG
2009	DSL Red Sox (R)	0-3	3.75	15	2	0	0	2	36.0	36	25	15	0	4	18	22	3	0	.255
2010	DSL Red Sox (R)	3-1	3.11	13	12	0	0	0	55.0	51	21	19	1	6	14	31	3	0	.249
2011	Lowell (A)	4-4	2.53	14	14	0	0	0	74.2	57	25	21	3	5	15	41	7	1	.208*
2012	Greenville (A)	3-8	6.01	20	17	0	0	0	91.1	117	66	61	8	9	28	62	13	2	.315
2013	Greenville (A)	7-4	2.05	15	14	1	0	0	88.0	74	32	20	5	3	20	86	6	0	.224
	Salem (A)	2-0	1.38	2	2	0	0	0	13.0	11	3	2	0	0	4	8	0	1	.229
2014	Salem (A)	6-3	3.33	13	13	0	0	0	67.2	71	31	25	3	3	18	48	7	0	.268
	Portland (AA)	3-4	3.72	13	13	1	0	0	77.1	71	34	32	7	3	26	63	3	0	.247
2015	Portland (AA)	2-10	5.47	27	27	0	0	0	136.2	156	94	83	11	12	59	86	11	1	.286
Minor League Totals		30-37	3.91	132	114	2	0	2	639.2	644	331	278	38	45	202	447	53	5	.261

*Led league +Tied for league lead @Rehab assignment

CAREER TRANSACTIONS

2008.....Signed by the Boston Red Sox as a non-drafted free agent, August 28.

2015.....Signed by the San Diego Padres as a minor league free agent, November 23.



ALEX DICKERSON

INFIELDER/OUTFIELDER**1****BATS/THROWS:** L/L**OPENING DAY AGE:** 25**BORN:** May 26, 1990 in Poway, CA**RESIDENCE:** Poway, CA**ACQUIRED:** From PIT in exchange for RHP Miles Mikolas and OF Jaff Decker: November 25, 2013**CONTRACT STATUS:** Signed through 2016**HEIGHT/WEIGHT:** 6-3/235**SERVICE TIME:** 0.036

CAREER

2015: Spent the majority of the season with Triple-A El Paso, earning 2015 Pacific Coast League Rookie of the Year honors while also making his Major League debut for San Diego.

- Recalled for his first career Major League call-up on 8/6 when Will Venable was placed on the paternity leave list...made his Major League debut that day with a pinch-hit appearance at MIL.
- Collected his first career hit the next day on 8/7 with a pinch-hit single in the bottom of the 11th inning vs. PHI.
- Optioned back to Triple-A El Paso the next day on 8/8 before being recalled for a second stint on 9/2, spending the remainder of the season with the Major League club.
- Over 125 games for El Paso, hit .307 (141-459) with 36 doubles, nine triples, 12 home runs, 71 RBI and 82 runs scored, leading the Chihuahuas in hits, doubles and triples in 2015.
- Named to the 2015 All-Pacific Coast League team following the season...also named the Pacific Coast League Rookie of the Year by the PCL following the season.
- Owned the PCL's 10th-best batting average while ranking third in the PCL with 82 runs, fourth in extra-base hits with 57 and tied for second in triples with nine...award was the second Rookie of the Year award for his career, also winning the award from the Eastern League in 2013 as a member of the Altoona Curve (Pittsburgh)...was the second Padres minor leaguer to win the PCL award, joining Sean Burroughs who won the award in 2001.

QUICK HIT

- **First MLB Hit:** August 7, 2015 vs. PHI, pinch-hit single off Hector Neris

2014: Played in 41 games, including 34 with Double-A San Antonio, missing a majority of the season with a left ankle injury.

- Suffered a sprained ankle late in Spring...underwent surgery on his left heel later on to remove a bone cyst on 4/3.
- Began a rehab assignment with the Rookie-Level AZL Padres on 7/16, playing in four games before transferring his rehab to Eugene on 7/20 for three games.
- Reinstated from the DL on 7/24, joining San Antonio where he hit .321 (44-for-137) over 34 games.

2013: Spent the entire season with Double-A Altoona, earning Eastern League Rookie of the Year and Post-Season All-Star honors after hitting .288 (130-for-451) with a career-high 17 home runs and 68 RBI.

- Named Eastern League player of the week twice in 2013, for the weeks of 7/8-14 and 7/22-28.
- Named a MiLB.com organization All-Star for Pittsburgh after the season.

2012: In his first full professional season, spent the entire campaign with Single-A Bradenton, being named the Florida State League's Player of the Year after hitting .295 (144-for-488) with 13 home runs and 90 RBI.

- Was also named an Organization All-Star by MiLB.com following the season and a FSL Post-Season All-Star.
- Became the first player in Marauders history to be named the FSL Player of the Year.
- Led all FSL first basemen in double plays (107)...finished second in the FSL in RBI and third in hits and total bases (220).

2011: Made his professional debut with Short-Season State College, playing in 41 games for the Spikes after signing as a third-round selection in the First-Year Player Draft.

- Finished second among all short-season players with 16 doubles for State College.

PERSONAL

Alexander (Alex) Ross Dickerson...graduated from Poway High School in nearby Poway, Calif., where he was named All-San Diego Division I Player of the Year by the San Diego Baseball Advisory Committee and All-San Diego by the Union-Tribune...also named All-District 8 by American Baseball Coaches Association at Poway High...also picked up First Team All-Palomar League honors...attended Indiana University, where he hit .367 (79-for-215) with 10 doubles, nine home runs, 49 RBI, 33 runs scored and a .540 slugging percentage in 54 games as a senior...named the First-Team All-Big Ten Designated Hitter in 2011...was the 2010 Big Ten Triple Crown winner (.419 average, 24 home runs, 75 RBI) and First-Team All-American...ranked tied for first in school history in career home runs (47)... was a unanimous 2010 selection as Big Ten Player-of-the-Year... became the first player in conference history to pick up Freshman-of-the-Year and Player-of-the-Year honors in consecutive years...signed by Pirates' scout Jerry Jordan.

ALEX DICKERSON'S CAREER BATTING RECORD

YR	CLUB	AVG	G	AB	R	H	2B	3B	HR	RBI	SH	SF	HP	BB	SO	SB	CS	OBP	SLG	E
2011	State College (A)	.313	41	150	25	47	16	1	3	19	0	2	5	16	28	0	0	.393	.493	6
2012	Bradenton (A)	.295	129	488	65	144	31	3	13	90	2	5	7	39	93	12	7	.353	.451	17
2013	Altoona (AA)	.288	126	451	61	130	36	3	17	68	2	3	8	27	89	10	7	.337	.494	1
2014	AZL Padres (R)	.286	4	14	3	4	1	2	0	0	0	0	0	0	3	0	0	.286	.643	0
	Eugene (A)	.300	3	10	3	3	1	0	0	2	0	0	0	3	2	0	0	.462	.400	0
	San Antonio (AA)	.321	34	137	20	44	11	2	3	24	0	0	1	9	28	0	1	.367	.496	1
2015	El Paso (AAA)	.307	125	459	82	141	36	9	12	71	0	7	8	45	96	4	0	.374	.503	5
	SAN DIEGO	.250	11	8	0	2	0	0	0	0	0	0	0	0	3	0	0	.250	.250	0
Major League Totals		.250	11	8	0	2	0	0	0	0	0	0	0	0	3	0	0	.250	.250	0
Minor League Totals		.300	462	1709	259	513	132	20	48	274	4	17	29	139	339	26	15	.360	.485	30

*Led league +Tied for league lead @Rehab assignment

CAREER FIELDING

POSITION	PCT.	G	PO	A	E	TC	DP
Left Field	1.000	1	1	0	0	1	0

SINGLE-GAME HIGHS

HITTING STREAK.....Two games, August 7 - September 9, 2015
 HITS1, twice, last September 9, 2015 vs. Colorado
 DOUBLESNone
 RBI.....None
 RUNS SCORED.....None
 WALKS.....None
 STRIKEOUTS.....1, three times, last September 19, 2015 at Colorado
 CAREER WALK-OFF HITS.....None

CAREER TRANSACTIONS

2008.....Selected by the Washington Nationals in the 48th round of the First-Year Player Draft (did not sign).
 2011.....Signed by the Pittsburgh Pirates as a third-round selection in the First-Year Player Draft.
 2013.....Acquired by San Diego from Pittsburgh in exchange for RHP Miles Mikolas and OF Jaff Decker, November 25.

**JOSE DOMINGUEZ****78****RIGHT-HANDED PITCHER****BATS/THROWS:** R/R**OPENING DAY AGE:** 25**BORN:** August 7, 1990 in San Pedro de Macoris, Dominican Republic**RESIDENCE:** San Pedro de Macoris, Dominican Republic**ACQUIRED:** Signed as a minor league free agent: December 19, 2015.**CONTRACT STATUS:** Signed through 2016**HEIGHT/WEIGHT:** 6-0/200**SERVICE TIME:** 0.129**NON-ROSTER INVITEE****CAREER**

2015: Spent the majority of the season with Triple-A Durham, missing parts of the season with a pair of stints on the seven-day disabled list, also seeing time with Tampa Bay.

- Began the season with Durham before being recalled by Tampa Bay on 4/15 and pitching 5.2 scoreless innings over four appearances before being optioned back on 4/24.
- In his final outing on 4/24 vs. TOR for the Rays, earned his first career Major League victory after working 1.1 scoreless innings in the Rays 12-3 win.
- Had two stints on the seven-day disabled list with Durham from 4/30-5/16 and 6/5-23 before being designated for assignment on 8/16 and outrighted to Durham on 8/21.
- Acquired by the Rays prior to the start of the season on 11/20/14 from the Los Angeles Dodgers along with RHP Greg Harris in exchange for RHP Joel Peralta and LHP Adam Liberatore.

QUICK HIT

- **First MLB Win:** April 24, 2015 vs. TOR

2014: Made the Dodgers Opening Day roster, appearing in five games for Los Angeles while spending the majority of the season with Triple-A Albuquerque.

- Made his season debut for the Dodgers on 3/23 vs. ARI at the Sydney Cricket Grounds in Australia, the second game of the Major League season.
- Optioned to Albuquerque on 3/29 before being recalled for a second stint on 4/2...optioned back to Albuquerque on 4/9 before being recalled for a third stint on 4/21...optioned back to Albuquerque on 4/27 before being recalled for a fourth stint on 5/2 and optioned back on 5/4.
- Had one stint on the seven-day disabled list with Albuquerque.

2013: Made his Major League debut for the Dodgers, posting a 2.16 ERA (2 ER, 8.1 IP) over nine outings, while also spending the majority of the season between Double-A Chattanooga and Triple-A Albuquerque.

- Selected from Albuquerque on 6/29 for his first career Major League call-up...made his Major League debut on 6/30 vs. PHI with a scoreless inning, striking out Delmon Young for his first career strikeout.
- Placed on the 15-day disabled list on 7/23 with a left quad strain before being transferred to the 60-day disabled list on 9/14, missing the remainder of the season.
- Over 22 outings between Chattanooga and Albuquerque, went 2-0 with a 1.78 ERA (5 ER, 25.1 IP) and 40 strikeouts against 13 walks before being called up by the Dodgers.
- Began the year by serving a 25-game suspension for a violation of the minor league drug prevention and treatment program, handed down the previous November.
- Following the season, pitched in 10 games for Licey in the Dominican Winter League.

2012: Played the majority of the season with Single-A Great Lakes, going 4-3 with a 5.25 ERA (42 ER, 72.0 IP) and 78 strikeouts against 47 walks over 33 games, five starts...also played in five games for Double-A Chattanooga to end the season.

- In 18 second-half outings for Great Lakes, went 2-0 with a 3.81 ERA (11 ER, 26.0 IP) before being promoted.
- In his 28 relief appearances for Great Lakes, went 3-2 with a 3.71 ERA (22 ER, 53.1 IP) and 62 strikeouts against 35 walks while going 1-1 with 9.64 ERA (20 ER, 18.2 IP) in his five starts.

2011: Over 13 total starts between the Dodgers Rookie-Level affiliate in the Arizona Summer League and Rookie-Level Ogden, went 4-4 with a 6.20 ERA (37 ER, 53.2 IP) and 52 strikeouts against 16 walks.

2010: Spent his entire season with the Dodgers' Dominican Summer League affiliate, going 1-1 with a 1.13 ERA (3 ER, 24.0 IP) with 21 strikeouts against six walks.

- Began the season by serving a 50-game suspension for violating Major League Baseball's minor league drug prevention and treatment program after being suspended in September 2009.

2009: Over 13 starts for the DSL Dodgers, went 4-5 with a 3.64 ERA (24 ER, 59.1 IP) and 57 strikeouts against 24 walks.

2008: Made his professional debut with the Dodgers' Dominican Summer League affiliate, pitching in 15 games, nine starts, total and going 2-4 with a 5.14 ERA (24 ER, 42.0 IP) and 55 strikeouts against 28 walks.

PERSONAL

Jose Alfredo Dominguez Colome... is a cousin of Tampa Bay Rays pitcher Alex Colome who he played with in 2015... originally signed by Los Angeles Dodgers' scout Rafael Rijo.

JOSE DOMINGUEZ'S CAREER PITCHING RECORD

YR	CLUB	W-L	ERA	G	GS	CG	SHO	SV	IP	H	R	ER	HR	HB	BB	SO	WP	BK	AVG
2008	DSL Dodgers (R)	2-4	5.14	15	9	0	0	0	42.0	38	32	24	4	5	28	55	9	0	.235
2009	DSL Dodgers (R)	4-5	3.64	15	13	0	0	1	59.1	52	31	24	1	11	24	57	5	1	.233
2010	DSL Dodgers (R)	1-1	1.13	5	4	0	0	1	24.0	17	4	3	1	2	6	21	1	1	.191
2011	AZL Dodgers (R)	4-1	3.50	10	10	0	0	0	43.2	38	20	17	3	8	13	43	3	0	.236
	Ogden (R)	0-3	18.00	3	3	0	0	0	10.0	26	22	20	2	1	3	9	3	1	.464
2012	Great Lakes (A)	4-3	5.25	33	5	0	0	4	72.0	77	51	42	4	5	47	78	5	3	.268
	Chattanooga (AA)	0-1	1.29	5	0	0	0	1	7.0	2	1	1	0	0	0	9	0	0	.095
2013	Chattanooga (AA)	1-0	2.60	14	0	0	0	5	17.1	8	5	5	0	1	8	28	2	0	.138
	Albuquerque (AAA)	1-0	0.00	8	0	0	0	0	8.0	1	0	0	0	0	5	12	2	0	.040
	LOS ANGELES-NL	0-0	2.16	9	0	0	0	0	8.1	11	3	2	0	1	3	4	1	0	.314
2014	LOS ANGELES-NL	0-0	11.37	5	0	0	0	0	6.1	7	8	8	2	1	3	8	0	0	.269
	Albuquerque (AAA)	1-2	3.24	31	0	0	0	10	33.1	31	15	12	1	4	18	39	4	1	.244
	Ogden (R)@	0-0	13.50	2	0	0	0	0	1.1	1	2	2	0	1	1	2	2	0	.200
2015	Durham (AAA)	0-2	6.18	30	2	0	0	1	27.2	36	20	19	5	0	20	25	7	0	.319
	TAMPA BAY	1-0	0.00	4	0	0	0	0	5.2	2	0	0	0	0	2	5	0	0	.125
Major League Totals		1-0	4.43	18	0	0	0	0	20.1	20	11	10	2	2	8	17	1	0	.260
Minor League Totals		18-22	4.40	171	46	0	0	23	345.2	327	203	169	21	38	173	378	43	7	.246

*Led league +Tied for league lead @Rehab assignment

2015 AND CAREER BATTING RECORD

YR	CLUB	AVG	G	AB	R	H	2B	3B	HR	RBI	SH	SF	HP	BB	SO	SB	CS	OBP	SLG
2015	---	---	---	---	---	---	---	---	---	---	---	---	---	---	---	---	---	---	---
Major League Totals		.000	14	2	0	0	0	0	0	0	0	0	0	0	2	0	0	.000	.000

CAREER FIELDING

POSITION	PCT.	G	PO	A	E	TC	DP
Pitcher	1.000	18	1	5	0	6	0

SINGLE-GAME HIGHS

INNINGS PITCHED.....2.0, three times, last April 18, 2015 vs. New York-AL
 LOW-HIT COMPLETE GAME.....None
 STRIKEOUTS.....3, April 4, 2014 vs. San Francisco
 MOST HITS ALLOWED.....3, twice, last May 2, 2014 at Miami
 MOST RUNS ALLOWED.....3, March 23, 2014 at Arizona
 MOST WALKS ALLOWED.....2, twice, last March 23, 2014 at Arizona
 MOST HOME RUNS ALLOWED.....1, twice, last April 21, 2014 vs. Philadelphia

CAREER TRANSACTIONS

2007.....Signed by the Los Angeles Dodgers as a non-drafted free agent, July 2.
 2014.....Acquired by the Tampa Bay Rays along with RHP Greg Harris from the Los Angeles Dodgers in exchange for RHP Joel Peralta and LHP Adam Liberatore, November 20.
 2015.....Signed by the San Diego Padres as a minor league free agent, December 19.



@Jon_edwards7

43

JON EDWARDS**RIGHT-HANDED PITCHER****BATS/THROWS:** R/R**OPENING DAY AGE:** 28**BORN:** January 8, 1988 in Chicago, IL**RESIDENCE:** Keller, TX**ACQUIRED:** From TEX to complete August 18, 2015 trade along with C Marcus Greene in exchange for OF Will Venable: August 21, 2015**CONTRACT STATUS:** Signed through 2016**HEIGHT/WEIGHT:** 6-5/235**SERVICE TIME:** 0.111**CAREER**

2015: Pitched in a career-high 22 Major League games between Texas and San Diego after being acquired by the Padres as part of a three-player trade in August.

- Over 37 combined minor league outings between Triple-A Round Rock and Triple-A El Paso, went 2-1 with a 1.23 ERA (5 ER, 36.2 IP) to go along with 23 saves in 24 opportunities and 51 strikeouts against 11 walks while allowing a .168 opponents average.
- Named a Pacific Coast League Mid-Season All-Star for Round Rock and a PCL Post-Season All-Star for El Paso.
- Acquired by the Padres on 8/21 from the Rangers to complete an earlier trade on 8/18 in exchange for OF Will Venable.
- Pitched in five games for El Paso, working 5.0 scoreless innings before being called up to San Diego where he posted a 3.38 ERA (4 ER, 10.2 IP) with 16 strikeouts against eight walks.

QUICK HIT

- Originally signed with the St. Louis Cardinals as an outfielder in the 2006 Draft, playing parts of five minor league seasons as a hitter from 2006-10 before transitioning to a pitcher and later signing with the Texas Rangers for the 2012 season.

2014: Made his Major League debut for Texas in just his third full season on the mound.

- Began the year with Double-A Frisco, going 1-2 with a 5.13 ERA (19 ER, 33.1 IP) and 36 strikeouts against 23 walks in 22 relief outings before being promoted to Triple-A Round Rock.
- Went 1-1 with a 2.87 ERA (5 ER, 15.2 IP) and 26 strikeouts against nine walks in 12 relief appearances before being promoted to the Major League club.
- Had his contract selected by the Rangers on 8/15 and made his Major League debut that day at Anaheim, working 0.2 scoreless innings...pitched in nine games total for Texas, posting a 4.32 ERA (4 ER, 8.1 IP).

2013: Split the year between Single-A Myrtle Beach and Double-A Frisco, going a combined 3-2 with a 4.04 ERA (25 ER, 55.2 IP) and 67 strikeouts against 39 walks over 35 relief appearances.

- Had one stint on the seven-day disabled list from 5/10-22.

2012: Made his professional debut as a pitcher after signing with the Rangers in December 2011...over 19 total relief appearances went 1-0 with a 1.80 ERA (6 ER, 30.0 IP) and 37 strikeouts against 32 walks between the Rangers Rookie-Level Arizona Summer League affiliate, Single-A Spokane, Single-A Myrtle Beach and Double-A Frisco.

- Had one stint on the seven-day disabled list from 9/3-18, missing the remainder of the season.

2011: Spent his final season as an outfielder in independent ball with San Angelo of the North American League...at end of the season made two appearances with 2.0 shutout innings for Alpine in the Pecos League to begin his pitching career.

- Signed with the Rangers after a workout on 12/20, following the season.

2010: Played the entire campaign with Single-A Batavia in the Cardinals organization, hitting .180 over 43 totals games.

- Released by the Cardinals on 10/5, following the season.

2009: Split the year between Single-A Quad Cities and Single-A Batavia, hitting a combined .205 (69-for-337) with 13 doubles, one triple, 13 home runs and 45 RBI in 96 games.

- Had one stint on the seven-day disabled list from 5/23-6/11.

2008: Hit a combined .289 (52-for-180) with nine doubles, one triple, 10 home runs, 29 RBI and 25 runs scored in 53 total games between Single-A Quad Cities and Single-A Batavia.

2007: Split the year between Rookie-Level Johnson City and Single-A Batavia, hitting a combined .267 (59-for-221) with 16 doubles, one triple, eight home runs and 40 RBI in 64 total games.

2006: Made his professional debut with Rookie-Level Johnson City, hitting .266 with 21 extra-base hits and 27 RBI in 48 total games.

PERSONAL

Jonathan Benjamin Edwards...he and his wife Katelyn have one child, Benjamin...graduated from Keller High School (TX) in 2006...after initially signing in the 2006 First-Year Player Draft as an outfielder by the St. Louis Cardinals and playing in five minor league seasons with the Cardinals organization, later was signed by Texas Rangers' scout Bobby Crook after a workout following the 2011 season.

JON EDWARD'S CAREER PITCHING RECORD

YR	CLUB	W-L	ERA	G	GS	CG	SHO	SV	IP	H	R	ER	HR	HB	BB	SO	WP	BK	AVG
2012	AZL Rangers (R)	1-0	0.00	3	0	0	0	1	4.2	3	0	0	0	0	2	5	0	0	.176
	Spokane (A)	0-0	1.47	11	0	0	0	0	18.1	7	8	3	1	1	24	22	6	1	.115
	Myrtle Beach (A)	0-0	3.60	4	0	0	0	0	5.0	4	2	2	0	0	3	7	1	0	.235
	Frisco (AA)	0-0	4.50	1	0	0	0	0	2.0	2	1	1	0	0	3	3	0	0	.250
2013	Myrtle Beach (A)	3-1	3.57	26	0	0	0	4	40.1	28	19	16	0	2	31	51	5	0	.196
	Frisco (AA)	0-1	5.28	9	0	0	0	0	15.1	15	10	9	3	0	8	16	2	0	.259
2014	Frisco (AA)	1-2	5.13	22	0	0	0	0	33.1	27	26	19	4	0	23	36	5	0	.225
	Round Rock (AAA)	1-1	2.87	12	0	0	0	0	15.2	15	6	5	0	1	9	26	0	0	.250
	TEXAS	0-0	4.32	9	0	0	0	0	8.1	13	5	4	0	1	5	9	2	0	.351
2015	Round Rock (AAA)	2-1	1.42	32	0	0	0	20	31.2	18	5	5	1	0	8	44	0	0	.165
	TEXAS	0-0	6.00	11	0	0	0	0	6.0	6	4	4	1	0	8	6	1	0	.273
	El Paso (AAA)	0-0	0.00	5	0	0	0	3	5.0	3	0	0	0	0	3	7	0	0	.188
	SAN DIEGO	0-0	3.38	11	0	0	0	0	10.2	6	4	4	3	0	8	16	1	0	.171
	Major League Totals	0-0	4.32	31	0	0	0	0	25.0	25	13	12	4	1	21	31	4	0	.266
	Minor League Totals	8-6	3.15	125	0	0	0	28	171.1	122	77	60	9	4	114	217	19	1	.200

*Led league +Tied for league lead @Rehab assignment

JON EDWARD'S CAREER BATTING RECORD

YR	CLUB	AVG	G	AB	R	H	2B	3B	HR	RBI	SH	SF	HP	BB	SO	SB	CS	OBP	SLG	E
2006	Johnson City (R)	.266	48	154	23	41	16	1	4	27	0	1	3	20	33	0	0	.360	.461	4
2007	Johnson City (R)	.245	55	188	27	46	12	1	7	33	0	2	2	28	68	0	3	.345	.431	4
	Batavia (A)	.394	9	33	1	13	4	0	1	7	0	0	0	2	7	0	0	.429	.606	0
2008	Batavia (A)	.304	31	102	18	31	6	1	6	16	0	0	3	19	40	0	0	.427	.559	4
	Quad Cities (A)	.269	22	78	7	21	3	0	4	13	0	2	0	9	21	2	1	.337	.462	2
2009	Quad Cities (A)	.191	67	225	22	43	9	0	11	32	0	3	5	21	85	0	1	.272	.378	3
	Batavia (A)	.232	29	112	11	26	4	1	2	13	0	1	1	5	46	1	0	.269	.339	3
2010	Batavia (A)	.180	43	122	12	22	6	1	2	11	1	0	3	14	55	0	3	.281	.295	2
	Minor League Totals	.240	304	1014	121	243	60	5	37	152	1	9	17	118	355	3	8	.326	.418	22

CAREER FIELDING

POSITION	PCT.	G	PO	A	E	TC	DP
Pitcher	1.000	31	1	3	0	4	0

SINGLE-GAME HIGHS

INNINGS PITCHED.....2.0, August 26, 2014 at Seattle
 LOW-HIT COMPLETE GAME.....None
 STRIKEOUTS.....3, twice, last September 29, 2015 vs. Milwaukee
 MOST HITS ALLOWED.....3, September 4, 2015 vs. Los Angeles (NL)
 MOST RUNS ALLOWED.....4, June 11, 2015 at Oakland
 MOST WALKS ALLOWED.....2, four times, last September 6, 2015 vs. Los Angeles (NL)
 MOST HOME RUNS ALLOWED.....2, October 4, 2015 at Los Angeles (NL)

CAREER TRANSACTIONS

2006.....Signed by the St. Louis Cardinals as a 14th-round selection in the First-Year Player Draft.
 2010.....Released by the St. Louis Cardinals, October 5.
 2011.....Signed by the Texas Rangers as a minor league free agent, December 20.
 2015.....Acquired by the San Diego Padres from the Texas Rangers to complete an August 18, 2015 trade along with C Marcus Greene in exchange for OF Will Venable, August 21.

ROBBIE ERLIN

LEFT-HANDED PITCHER



BATS/THROWS: R/L

OPENING DAY AGE: 25

BORN: October 8, 1990 in Oakland, CA

RESIDENCE: Santa Cruz, CA

ACQUIRED: From TEX along with RHP Joe Wieland in exchange for RHP Mike Adams: July 31, 2011

CONTRACT STATUS: Signed through 2016

HEIGHT/WEIGHT: 6-0/190

SERVICE TIME: 1.078

CAREER

2015: Spent the majority of the year with Triple-A El Paso where he made 24 starts for the Chihuahuas, going 7-6 with a 5.60 ERA (78 ER, 125.1 IP) before making three starts for San Diego.

- Started Game Three in the best-of-five Pacific Coast League Pacific Conference Championship series for the Chihuahuas against Fresno (HOU) and extended the series as he earned the win after allowing four runs, three earned, on eight hits with three strikeouts against one walk over 6.0 innings of work...it was the first playoff win in El Paso franchise history.
- Made three Major League appearances, all starts, after being recalled from Triple-A on 9/14...made his first start on 9/19 at COL and took the loss after he allowed seven runs on nine hits over 3.0 innings pitched...allowed a combined two runs over his final two starts, going 1-1 with a 1.29 ERA (2 ER, 14.0 IP) and eight strikeouts against one walk.
- Took a no-hit bid into the sixth inning of his start on 9/26 vs. ARI before allowing a triple to Ender Inciarte with two outs.
- Became the first left-handed pitcher to start a game for San Diego in 2015 with his start on 9/19 and the first Padre to do so since his last start for the Padres on the final game of the 2014 season, 9/28/14 at SF...the Padres used a right-handed pitcher in each of the first 148 games of the season before his start on 9/19.

QUICK HIT

- Tossed four complete game shutouts his senior season at Scotts Valley (CA) High School, including a 15-strikeout no-hitter.
- First MLB Win: June 1, 2013 vs. TOR

2014: Made his first career Opening Day roster, seeing action in 13 games, 11 starts, for the Padres...missed a majority of the season with left elbow soreness.

- Over his 11 starts for San Diego, went 4-5 with a 4.76 ERA (31 ER, 58.2 IP) and 45 strikeouts against 15 walks.
- In his two relief outings, allowed three runs in 2.2 IP (10.13 ERA).
- Landed on the 15-day DL on 5/22 (retro to 5/18) with left elbow soreness...transferred to the 60-day DL on 6/26.
- Made four rehab starts between the Rookie-Level Padres and Double-A San Antonio from 7/27 - 8/17, posting a 2.92 ERA (4 ER, 12.1 IP) with 15 strikeouts against four walks.
- Reinstated from the DL on 8/18 and optioned to Triple-A El Paso where he went 0-1 with a 9.28 ERA (11 ER, 10.2 IP) in two starts before being recalled on 9/1.
- Over seven games, six starts, at Petco Park in 2014, went 2-2 with a 2.86 ERA (11 ER, 34.2 IP) and 29 strikeouts against 10 walks while holding opponents to a .217 average.

2013: Made his Major League debut for the Padres, split the season between San Diego and Triple-A Tucson for 31 combined appearances including 29 starts.

- Was 3-3 with a 4.12 ERA (25 ER, 54.2 IP) with 40 strikeouts in 11 games including nine starts during four stints with the Padres in his first taste of the big leagues.
- Finished the season with the Padres by going 2-1 with a 1.97 ERA (7 ER, 32.0 IP) with 24 strikeouts over his final five starts...began his Major League career posting a 1-2 record with a 7.15 ERA (18 ER, 22.2 IP) with 16 strikeouts in six games, including four starts.
- As a starter at the Big League level, posted a 3.93 ERA (23 ER, 52.2 IP) with 39 strikeouts in nine starts.
- Called up to the Majors for the first time from Tucson on 4/24...made his Major League debut on 4/30 at CHI, allowing two runs in one inning of relief.
- Recorded his first Major League win in his first start on 6/1 vs. TOR, limiting the Blue Jays to two earned runs in 6.1 innings while striking out seven.
- Posted a 2.18 ERA (8 ER, 33.0 IP) with 30 strikeouts in five starts at Petco Park...was 1-3 with a 7.06 ERA (17 ER, 21.2 IP) with 10 strikeouts on the road.
- Posted a 1.73 ERA (5 ER, 26.0 IP) with 21 strikeouts in four starts against the National League West, averaging 6.5 innings per start.
- Struck out a career-high seven batters three times: 6/26 vs. PHI, 9/20 vs. LAD and 6/26 vs. ARI.
- Picked up his first Major League hit on 9/3 vs. SF off of Madison Bumgarner.
- Allowed three earned runs or less in eight of his nine starts and two earned runs or less in seven of nine.

2012: Spent the majority of the season with Double-A San Antonio, going 3-1 with a 2.92 ERA (17 ER, 52.1 IP) in just 11 starts for the Missions, missing time due to a stint on the disabled list.

- Began the season with San Antonio...recorded 72 strikeouts against just 14 walks in his 11 starts for the Missions...averaged 12.4 strikeouts per 9.0 IP while also posting a 5.14 K/BB ratio.
- Landed on the DL on 5/15 with left elbow tendinitis...made three starts for Rookie-Level Peoria on a rehab assignment...reinstated from the DL on 8/18.
- Was 2-1 with a 2.67 ERA (10 ER, 33.2 IP) and 45 strikeouts against just 10 walks over his first seven starts for the Missions before landing on the DL...went 1-0 with a 3.38 ERA (7 ER, 18.2 IP) and 27 strikeouts against just four walks over his final four starts of the season for San Antonio after returning from the DL.
- Named the No. 9 prospect in the Padres' organization by *Baseball America* heading into the season.

2011: Acquired at the trade deadline from TEX along with RHP Joe Wieland in exchange for RHP Mike Adams... pitched for Single-A Myrtle Beach and Double-A Frisco in the Rangers organization and Double-A San Antonio for the Padres.

- Entered the season rated as the Rangers No. 4 prospect according to *Baseball America*.
- Posted a 1.38 ERA (4 ER, 26.0 IP) in six starts after joining San Antonio...allowed no runs in three of his starts for the Missions...struck out 31, averaging 10.7 strikeouts per 9.0 IP...walked just four batters, recording a 7.75 K/BB ratio.

2010: Spent the entire season with Single-A Hickory and was named to the South Atlantic League All-Star game.

- His 0.92 WHIP led all full-season minor league pitchers while his 2.12 ERA ranked third.
- Opened the season as a reliever, allowing just one earned run over his first eight appearances (20.1 IP)...joined the starting rotation 5/18, retiring all 15 batters he faced in his first start.

2009: Made his professional debut with the AZL Rangers, working 4.0 innings over three relief outings.

- Ranked as the 155th-best prospect prior to the 2009 First-Year Player Draft by *Baseball America*.

PERSONAL

Robert (Robbie) Joseph Erlin...graduate of Scotts Valley (CA) High School, where he went 9-1 with a 0.63 ERA his senior season and was named Sentinel All-County Player of the Year...originally committed to play at Cal Poly-San Luis Obispo...originally signed by Texas Rangers' scout Butch Metzger.

ROBBIE ERLIN'S CAREER PITCHING RECORD

YR	CLUB	W-L	ERA	G	GS	CG	SHO	SV	IP	H	R	ER	HR	HB	BB	SO	WP	BK	AVG
2009	AZL Rangers (R)	0-0	2.25	3	0	0	0	0	4.0	5	1	1	0	0	1	9	0	0	.294
2010	Hickory (A)	6-3	2.12	28	17	0	0	1	114.2	89	37	27	9	4	17	125	4	0	.213
2011	Myrtle Beach (A)	3-2	2.14	9	9	0	0	0	54.2	25	15	13	7	3	5	62	1	0	.132
	Frisco (AA)	5-2	4.32	11	10	0	0	0	66.2	73	34	32	9	2	7	61	1	2	.282
	San Antonio (AA)	1-0	1.38	6	6	0	0	0	26.0	26	4	4	2	0	4	31	0	0	.265
2012	San Antonio (AA)	3-1	2.92	11	11	0	0	0	52.1	53	21	17	6	3	14	72	1	0	.255
	AZL Padres (R)	0-2	2.16	3	3	0	0	0	8.1	7	7	2	0	0	2	8	1	0	.206
2013	Tucson (AAA)	8-3	5.07	20	20	0	0	0	99.1	125	65	56	11	1	34	84	4	1	.307
	SAN DIEGO	3-3	4.12	11	9	0	0	0	54.2	53	26	25	6	0	15	40	3	0	.255
2014	SAN DIEGO	4-5	4.99	13	11	0	0	0	61.1	71	34	34	6	1	15	46	4	0	.293
	AZL Padres (R)@	0-0	0.00	1	1	0	0	0	2.0	1	0	0	0	0	0	5	1	0	.111
	San Antonio (AA)@	0-0	3.48	3	3	0	0	0	10.1	12	4	4	1	0	4	10	0	0	.293
	El Paso (AAA)	0-1	9.28	2	2	0	0	0	10.2	21	12	11	2	0	2	8	1	0	.438
2015	El Paso (AAA)	7-6	5.60	24	24	1	1	0	125.1	151	90	78	22	6	37	105	5	0	.297
	SAN DIEGO	1-2	4.76	3	3	0	0	0	17.0	16	9	9	1	1	2	10	1	0	.258
Major League Totals		8-10	4.60	27	23	0	0	0	133.0	140	69	68	13	2	32	96	8	0	.273
Minor League Totals		33-20	3.84	121	106	1	1	1	574.1	588	290	245	69	19	127	580	19	3	.263

*Led league +Tied for league lead @Rehab assignment

2015 AND CAREER BATTING RECORD

YR	CLUB	AVG	G	AB	R	H	2B	3B	HR	RBI	SH	SF	HP	BB	SO	SB	CS	OBP	SLG
2015	SAN DIEGO	.000	3	5	0	0	0	0	0	0	1	0	0	0	1	0	0	.000	.000
Major League Totals		.077	27	39	0	3	0	0	0	2	3	0	0	2	12	0	0	.122	.077

CAREER FIELDING

POSITION	PCT.	G	PO	A	E	TC	DP
Pitcher	.941	27	4	12	1	17	0

SINGLE-GAME HIGHS

INNINGS PITCHED.....7.2 IP, September 20, 2013 vs. Los Angeles (NL)
 LOW-HIT COMPLETE GAME.....None
 STRIKEOUTS.....7, five times, last May 11, 2014 vs. Miami
 MOST HITS ALLOWED.....13, April 25, 2014 at Washington
 MOST RUNS ALLOWED.....9, July 7, 2013 at Washington
 MOST WALKS ALLOWED.....4, twice, last May 6, 2014 vs. Kansas City
 MOST HOME RUNS ALLOWED.....2, July 7, 2013 at Washington
 CAREER WINNING STREAK.....Three games, May 11 - September 18, 2014
 CAREER 10-STRIKEOUT GAMES.....None
 CAREER HOME RUNS HIT.....None

CAREER TRANSACTIONS

2009.....Signed by the Texas Rangers as a third-round selection in the First-Year Player Draft.

2011.....Acquired by the San Diego Padres from Texas along with RHP Joe Wieland in exchange for RHP Mike Adams, July 31.



@RockyGale

58

ROCKY GALE

CATCHER

BATS/THROWS: R/R
OPENING DAY AGE: 28HEIGHT/WEIGHT: 6-1/185
SERVICE TIME: 0.033

BORN: February 22, 1988 in Portland, OR

RESIDENCE: Portland, OR

ACQUIRED: Signed as a 24th-round selection in the 2010 First-Year Player Draft

CONTRACT STATUS: Signed through 2016

NON-ROSTER INVITEE

CAREER

2015: Spent the majority of the season with Triple-A El Paso, hitting .307 in 102 games for the Chihuahuas before making his Major League debut for San Diego.

- Selected from Triple-A El Paso on 9/2 for his first career call-up, spending the remainder of the season with the Big League club.
- Made his Major League debut on 9/6 vs. LAD with a pinch-hit appearance.
- Started one game for San Diego on 9/30 vs. MIL, catching the entire game in an Andrew Cashner start...collected his first career hit in his final at-bat of that game with a single.
- In 102 games for Triple-A El Paso he hit a career-best .307 (99-322) with 21 extra-base hits, 39 RBI and 34 runs scored.
- Played for Leones del Escogido in the Dominican Winter League after the season, hitting .315 (23-for-73) in 20 games.
- Following the season, was not tendered a contract and re-signed with the club as a minor league free agent on 12/8/15.

QUICK HIT

- First MLB Hit:** September 30, 2015 vs. MIL, single off of Corey Knebel

2014: Spent the entire season with Triple-A El Paso, hitting .303 with 12 doubles and 35 RBI in 77 games.

- Against left-handed pitching he hit .327 (17-for-52) and .295 (52-for-176) vs. right-handers.
- After hitting .059 (1-for-17) in seven games in April he hit .455 (15-for-33) in 10 games in May.
- Tossed out 38.2% (26-of-68) of attempted base stealers.
- Played winter ball in the Australian Baseball League following the season for Adelaide Bite.

2013: Spent the majority of the season with Double-A San Antonio, playing in 70 games total between the Missions and Triple-A Tucson in 2013.

- Played 62 of his 70 games in 2013 with the Missions...hit .278 (10-for-36) against left-handed pitching for San Antonio.
- Made 56 starts behind the plate for San Antonio...tossed out 21 of 60 (35%) attempted base stealers.

2012: Split time between Single-A Lake Elsinore, Double-A San Antonio and Triple-A Tucson, playing the majority of his games with Tucson.

- Made 36 starts behind the plate for Tucson, 13 for Lake Elsinore and one for San Antonio.
- Tossed out 17 of 47 (36%) attempted base stealers overall on the season.

2011: In his second professional season, began the year with Single-A Fort Wayne before also playing for Single-A Lake Elsinore, Double-A San Antonio and Triple-A Tucson.

- Spent the majority of his season with Fort Wayne and Lake Elsinore, playing in 26 games for the TinCaps and 27 for the Storm.
- Tossed out 17 of 48 (35%) attempted base stealers overall on the season.

2010: Made his professional debut with Single-A Eugene, hitting .292 (47-for-161) over 43 games for the Emeralds.

- Made 35 starts behind the plate, tossing out 26 of 62 (42%) of attempted base stealers.

PERSONAL

Rocky Michael Gale...attended the University of Portland...married to Leah...named first team All-West Coast Conference as a senior after hitting .347 with two homers and 16 RBI...named first team All-State and first team All-Valley Conference in 2006 at North Salem High School (OR)...signed by Padres' scout Justin Baughman.

ROCKY GALE'S CAREER BATTING RECORD

YR	CLUB	AVG	G	AB	R	H	2B	3B	HR	RBI	SH	SF	HP	BB	SO	SB	CS	OBP	SLG	E
2010	Eugene (A)	.292	43	161	16	47	5	0	0	16	0	0	1	7	29	2	2	.325	.323	2
2011	Fort Wayne (A)	.267	26	90	9	24	3	0	1	13	1	3	1	6	23	0	1	.310	.333	3
	Lake Elsinore (A)	.141	27	71	7	10	1	0	0	10	3	1	2	7	12	0	1	.235	.155	1
	Tucson (AAA)	.250	4	12	1	3	0	1	0	2	0	0	0	0	1	0	0	.250	.417	0
	San Antonio (AA)	.043	7	23	1	1	1	0	0	1	0	0	0	0	3	0	0	.043	.087	1
2012	Lake Elsinore (A)	.180	14	50	3	9	1	0	1	6	1	0	0	1	8	1	0	.196	.260	3
	Tucson (AAA)	.171	41	123	12	21	6	0	0	11	2	0	0	6	22	0	0	.209	.220	2
	San Antonio (AA)	.200	3	5	0	1	0	0	0	0	0	0	0	0	1	0	0	.200	.200	0
2013	San Antonio (AA)	.246	62	207	15	51	5	0	1	22	3	2	2	10	19	0	4	.285	.285	3
	Tucson (AAA)	.200	8	20	1	4	1	0	0	2	0	0	0	0	2	0	0	.200	.250	0
2014	El Paso (AAA)	.303	77	228	21	69	12	0	0	35	2	3	0	10	33	1	0	.328	.355	5
2015	El Paso (AAA)	.307	102	322	34	99	16	4	1	39	4	3	5	17	59	1	1	.349	.391	6
	SAN DIEGO	.100	11	10	0	1	0	0	0	0	0	0	0	0	1	0	0	.100	.100	0
Major League Totals		.100	11	10	0	1	0	0	0	0	0	0	0	0	1	0	0	.100	.100	0
Minor League Totals		.258	414	1312	120	339	51	5	4	157	16	12	11	64	212	5	9	.296	.314	26

CAREER FIELDING

POSITION	PCT.	G	PO	A	E	TC	DP
Catcher	1.000	6	18	0	0	18	0

SINGLE-GAME HIGHS

HITTING STREAK.....None
 HITS.....1, September 30, 2015 vs. Milwaukee
 DOUBLES.....None
 RBI.....None
 RUNS SCORED.....None
 WALKS.....None
 STRIKEOUTS.....1, September 19, 2015 at Colorado
 CAREER WALK-OFF HITS.....None

CAREER TRANSACTIONS

2006.....Selected by the Kansas City Royals in the 49th round of the First-Year Player Draft (did not sign).
 2010.....Signed by the San Diego Padres as a 24th-round selection in the First-Year Player Draft.
 2015.....Signed by the San Diego Padres as a minor league free agent, December 8.

**FRANK GARCES****LEFT-HANDED PITCHER****60****BATS/THROWS:** L/L**OPENING DAY AGE:** 26**BORN:** January 17, 1990 in San Cristobal, Dominican Republic**RESIDENCE:** San Cristobal, Dominican Republic**ACQUIRED:** Signed as a minor league free agent: May 12, 2011**CONTRACT STATUS:** Signed through 2016**HEIGHT/WEIGHT:** 5-11/175**SERVICE TIME:** 0.166**NON-ROSTER INVITEE****CAREER**

2015: Made his first career Opening Day roster and pitched in a career-high 40 games over four stints with the Padres, also going 1-0 with a 2.91 ERA (7 ER, 21.2 IP) in 19 games for Triple-A El Paso.

- Began the season with San Diego before being optioned to El Paso on 4/25...recalled on 5/5 for his second stint and optioned back on 7/8...recalled for a third stint on 8/8 and optioned back on 8/14...recalled for a fourth and final time on 9/3, spending the remainder of the season with San Diego.
- Appeared in a career-high 40 games for the Padres...made his first and only career Big League start in the final game of the season at Los Angeles and took the loss after he allowed two runs on two hits with two strikeouts and two walks over 2.0 innings of work.
- Had 12-straight scoreless outings and 8.2 IP from 5/23 - 6/14.
- Held left-handed hitters to a .246 (17-for-69) average compared to a .312 (24-for-77) mark against right-handers.
- With El Paso, limited left-handed hitters to a .188 (6-for-32) average and right-handers to a .234 (11-for-47) average.
- Pitched in nine games for Toros del Este in the Dominican Winter League after the season, going 1-0 with a 6.75 ERA (3 ER, 4.0 IP) and four strikeouts against five walks.
- Following the season, was not tendered a contract and re-signed with the Padres as a minor league free agent on 12/6/15.

2014: In his first season as a full-time reliever, spent much of the campaign with Double-A San Antonio before getting his first taste of the Major Leagues with 15 games for the Padres.

- Named a Texas League mid-season All-Star and MiLB.com Organizational All-Star, following the season.
- Had his contract selected from San Antonio on 8/19 and made his Major League debut that night in Los Angeles at Dodger Stadium with a perfect inning...recorded his first strikeout in Erisbel Arruebarrena, his first batter faced.
- Optioned back to San Antonio on 8/22...recalled a second and final time on 9/2.
- Finished the season among Texas League leaders in holds (14, 1st) and appearances (51, 2nd)...among Texas League relievers, his opponents average (.196) ranked second-best, as well as his SO/9.0 IP ratio (10.19).

2013: Spent the entire season with Single-A Lake Elsinore, going 7-9 with a 5.67 ERA (76 ER, 120.2 IP) and a career-high 126 strikeouts in 26 starts.

- Over six starts in May, went 2-2 with a 3.71 ERA (11 ER, 26.2 IP) and 31 strikeouts against eight walks.

2012: Played the entire season with Single-A Fort Wayne, going 9-6 with a 2.81 ERA (38 ER, 121.2 IP) and 112 strikeouts in 25 starts.

- Named a Midwest League mid-season All-Star and MiLB.com Organizational All-Star, following the season.

2011: Led the Dominican Summer League with 115 strikeouts in 71.2 innings pitched over 15 games, 10 starts...went 4-3 with a 2.51 ERA (20 ER, 71.2 IP) overall on the season.

- His 115 strikeouts were the most in one year in the DSL by any player over the last 15 seasons.

2010: Did not appear in a game after being released by the Rangers on 9/26/09.

2009: Made his professional debut with the Rangers Dominican Summer League team with eight games, one start.

PERSONAL

Frank Yeury Garcés...has one son, Frank Jr....originally signed by Texas Rangers' scout Mike Daly.

FRANK GARCES' CAREER PITCHING RECORD

YR	CLUB	W-L	ERA	G	GS	CG	SHO	SV	IP	H	R	ER	HR	HB	BB	SO	WP	BK	AVG
2009	DSL Rangers (R)	0-2	4.96	8	1	0	0	0	16.1	24	16	9	0	1	9	12	0	1	.343
2010									Did not play										
2011	DSL Padres (R)	4-3	2.51	15	10	1	0	1	71.2	53	28	20	3	1	20	115*	5	0	.202
2012	Fort Wayne (A)	9-6	2.81	25	25	0	0	0	121.2	102	51	38	3	1	55	112	4	2	.233
2013	Lake Elsinore (A)	7-9	5.67	26	26	0	0	0	120.2	131	86	76	15	13	57	126	4	3	.275
2014	San Antonio (AA)	2-5	1.93	51	0	0	0	8	65.1	46	17	14	3	3	24	74	1	0	.196
	SAN DIEGO	0-0	2.00	15	0	0	0	0	9.0	8	2	2	1	1	1	10	0	0	.229
2015	SAN DIEGO	0-1	5.21	40	1	0	0	0	38.0	41	23	22	9	1	22	30	3	0	.281
	El Paso (AAA)	1-0	2.91	19	0	0	0	3	21.2	17	8	7	2	0	15	17	3	1	.215
	Major League Totals	0-1	4.60	55	1	0	0	0	47.0	49	25	24	10	2	23	40	3	0	.271
	Minor League Totals	23-25	3.54	144	62	1	0	12	417.1	373	206	164	26	19	180	456	17	7	.239

*Led league +Tied for league lead @Rehab assignment

2015 AND CAREER BATTING RECORD

YR	CLUB	AVG	G	AB	R	H	2B	3B	HR	RBI	SH	SF	HP	BB	SO	SB	CS	OBP	SLG
2015	SAN DIEGO	---	--	---	---	---	---	---	---	---	---	---	---	---	---	---	---	---	---

CAREER FIELDING

POSITION	PCT.	G	PO	A	E	TC	DP
Pitcher	1.000	55	1	3	0	4	0

SINGLE-GAME HIGHS

INNINGS PITCHED.....3.0, May 15, 2015 vs. Washington
 LOW-HIT COMPLETE GAME.....None
 STRIKEOUTS.....3, September 28, 2014 at San Francisco
 MOST HITS ALLOWED.....5, May 15, 2015 vs. Washington
 MOST RUNS ALLOWED.....4, May 12, 2015 at Seattle
 MOST WALKS ALLOWED.....2, five times, last October 4, 2015 at Los Angeles (NL)
 MOST HOME RUNS ALLOWED.....3, May 12, 2015 at Seattle

CAREER TRANSACTIONS

2009.....Signed by the Texas Rangers as a non-drafted free agent, May 29.
 2011.....Signed by the San Diego Padres as a minor league free agent, May 12.
 2015.....Signed by the San Diego Padres as a minor league free agent, December 6.

**TAYRON GUERRERO****74****RIGHT-HANDED PITCHER****BATS/THROWS:** R/R**OPENING DAY AGE:** 25**BORN:** January 9, 1991 in Bocachica, Colombia**RESIDENCE:** Bocachica, Colombia**ACQUIRED:** Signed as a non-draft free agent: December 18, 2009**CONTRACT STATUS:** Signed through 2016**HEIGHT/WEIGHT:** 6-8/210**SERVICE TIME:** 0.000**CAREER**

2015: Split the season between Double-A San Antonio and Triple-A El Paso, going a combined 1-5 with a 3.05 ERA (19 ER, 56.0 IP) and 61 strikeouts against 31 walks while holding opponents to a .199 average over 48 relief appearances, also recording 14 saves in 16 opportunities.

- Began the season with San Antonio, going 1-5 with a 2.76 ERA (13 ER, 42.1 IP), 46 strikeouts against 20 walks and a .205 opponents average allowed to go along with 13 saves in 15 opportunities for the Missions.
- Named a Texas League Mid-Season All-Star for San Antonio.
- Promoted to El Paso on 8/7, spending the remainder of the season with the Chihuahuas.
- Following the season, pitched in 10 games for Tigres de Aragua of the Venezuelan Winter League, posting a 6.75 (7 ER, 9.1 IP) with seven strikeouts against four walks.

2014: Began the season with Single-A Fort Wayne, going 6-1 with a 1.00 ERA (4 ER, 36.0 IP) and 42 strikeouts against 12 walks in 25 relief outings for the TinCaps before appearing in 14 games for Single-A Lake Elsinore.

- Combined to go 6-1 with a 1.45 ERA (8 ER, 49.2 IP) and 56 strikeouts against 20 walks in 39 relief outings.
- Selected to represent the World Team at the 2014 Futures Game at Target Field.
- Also named a Midwest League mid-season All-Star.
- Following the season, participated in the Arizona Fall League with four games for Surprise...named an Arizona Fall League Rising Star.

2013: Saw time with the AZL Padres, Single-A Eugene and Single-A Fort Wayne, combining to go 2-5 with a 4.91 ERA (22 ER, 40.1 IP) and 44 strikeouts in 22 games, four starts.

2012: Began the year with the Arizona Summer League Padres before making four starts for Eugene.

- Combined to go 1-1 with a 2.49 ERA (7 ER, 25.1 IP) in nine games, seven starts.

2011: Spent the entire season with the Arizona Summer League Padres, appearing in 16 games, four starts.

2010: Made his professional debut with the Padres Dominican Summer League affiliate, posting a 3.42 ERA (18 ER, 47.1 IP) over 16 games, five starts.

- Struck out 50 batters over his 47.1 innings...notched his first career save.

PERSONAL

Tayron Luis Guerrero...signed by Padres' scouts Roberto Rowley, Felix Feliz and Marcial Del Valle.

TAYRON GUERRERO'S CAREER PITCHING RECORD

YR	CLUB	W-L	ERA	G	GS	CG	SHO	SV	IP	H	R	ER	HR	HB	BB	SO	WP	BK	AVG
2010	DSL Padres (R)	3-2	3.42	16	5	0	0	1	47.1	38	21	18	0	4	32	50	6	0	.229
2011	AZL Padres (R)	0-4	9.62	16	4	0	0	0	33.2	45	42	36	0	6	41	24	13	1	.331
2012	AZL Padres (R)	1-0	1.50	5	3	0	0	0	12.0	7	2	2	0	0	2	6	0	0	.175
	Eugene (A)	0-1	3.38	4	4	0	0	0	13.1	10	6	5	0	1	12	11	6	0	.227
2013	Fort Wayne (A)	0-1	7.36	4	0	0	0	0	3.2	8	8	3	0	1	8	4	3	0	.471
	AZL Padres (R)	1-0	5.79	3	1	0	0	0	4.2	5	4	3	0	1	0	5	2	0	.263
	Eugene (A)	1-4	4.50	15	3	0	0	0	32.0	24	21	16	1	4	25	35	6	0	.209
2014	Fort Wayne (A)	6-1	1.00	25	0	0	0	1	36.0	22	7	4	2	0	12	42	1	1	.169
	Lake Elsinore (A)	0-0	2.63	14	0	0	0	3	13.2	10	4	4	1	1	8	14	2	0	.200
2015	San Antonio (AA)	1-5	2.76	37	0	0	0	13	42.1	33	22	13	3	1	20	46	4	0	.205
	El Paso (AAA)	0-0	3.95	11	0	0	0	1	13.2	8	6	6	0	1	11	15	4	0	.178
Minor League Totals		13-18	3.92	150	20	0	0	19	252.1	210	143	110	7	20	171	252	47	2	.228

CAREER TRANSACTIONS

2009.....Signed by the San Diego Padres as a non-drafted free agent, December 18.



JASON HAGERTY

CATCHER

BATS/THROWS: S/R

OPENING DAY AGE: 28

BORN: September 13, 1987 in St. Louis, MO

RESIDENCE: St. Louis, MO

ACQUIRED: Signed as a fifth-round selection in the 2009 First-Year Player Draft

CONTRACT STATUS: Signed through 2016

HEIGHT/WEIGHT: 6-3/227

SERVICE TIME: 0.000

NON-ROSTER INVITEE

CAREER

2015: Split the year between Double-A San Antonio and Triple-A El Paso, hitting a combined .255 (73-for-286) with seven home runs, 30 RBI and 40 runs scored in 87 games total.

- Began the season with San Antonio, hitting .212 (28-for-132) through 40 games before being promoted to El Paso on 6/20...hit .143 over 13 games in April and .164 over 16 games in May before hitting .371 (13-for-35) over 11 games in June to earn a promotion to El Paso.
- With El Paso, hit .369 (24-for-65) over his first 20 games with the Chihuahuas, finishing with a .292/.381/.442 total mark over 47 games in Triple-A.
- Following the season played for Navegantes del Magallanes in the Venezuelan Winter League, hitting .241 (13-for-53) over 16 games.

2014: Spent the entire season with Double-A San Antonio, hitting .266 (93-for-350) with 10 home runs, 46 RBI and 46 runs scored in 97 games, also missing time with three stints on the disabled list.

- His three stints on the seven-day disabled list came from 4/3-17, 7/20-30 and 8/4-21.

2013: Played in just 12 games for Triple-A Tucson, missing a majority of the season while on the disabled list.

2012: Spent the majority of the season with Double-A San Antonio, appearing in 72 games total for the Missions.

- Began year with San Antonio, hitting .200 (20-for-100) in his first 30 games before landing on the seven-day DL on 5/22.
- Reinstated from DL on 6/1 and hit .407 (11-for-27) over eight games before landing back on the DL on 6/10.
- Played in five games with Short-Season Eugene in July.
- After returning to San Antonio on 7/7, hit .276 (21-for-76) over a 21-game stretch before landing on the DL a third time on 8/4...reinstated on 8/13 and hit .209 (9-for-43) to finish up the season.

2011: Appeared in a combined 104 games, splitting his time between Single-A Lake Elsinore (68 games) and Double-A San Antonio (36 games).

- Combined to hit .284 (110-for-387) with 31 doubles, three triples, nine home runs, 65 RBI and 68 runs scored.
- Began the season with Lake Elsinore before earning a promotion to San Antonio on 7/14.
- Played almost exclusively as catcher for the Storm before splitting his time at Double-A between catcher and first base.
- Named a MiLB.com Organization All-Star for San Diego, following the season.

2010: Played the entire season at Single-A Fort Wayne, where he was a Midwest League Post-Season All-Star.

- Also named a Topps Class-A All-Star after the season as well as a MiLB.com Organization All-Star for San Diego.
- Finished second among all Padres minor league players with a .302 batting average (130-for-431).
- Ranked among Midwest League leaders in walks (T5th, 88), OBP (1st, .423) and slugging percentage (6th, .494).
- In the second half of the season, hit .351 (78-for-222) with nine homers and 37 RBI...also had 37 RBI the first half.
- Batted .364 (4-for-11) with two doubles and an RBI in three Midwest League playoff games.

2009: Began his professional career with a 47-game stint with Single-A Eugene.

- Played five games at Portland due to injuries at the Triple-A level.

PERSONAL

Jason Timothy Hagerty...played three years at the University of Miami...a St. Louis native, was Missouri's 2006 Gatorade Player of the Year while at St. John Vianney High School, leading his team to a state championship...signed by Padres' scout Rob Sidwell.

JASON HAGERTY'S CAREER BATTING RECORD

YR	CLUB	AVG	G	AB	R	H	2B	3B	HR	RBI	SH	SF	HP	BB	SO	SB	CS	OBP	SLG	E
2009	Eugene (A)	.225	47	173	34	39	12	0	6	26	0	1	3	26	47	0	0	.335	.399	4
	Portland (AAA)	.133	5	15	3	2	1	0	0	1	0	0	0	2	4	0	0	.235	.200	0
2010	Fort Wayne (A)	.302	122	431	74	130	35	3	14	74	0	7	8	88	104	2	1	.423*	.494	10
2011	Lake Elsinore (A)	.311	68	257	53	80	25	2	8	47	0	3	7	26	62	3	2	.386	.518	15
	San Antonio (AA)	.231	36	130	15	30	6	1	1	18	2	1	3	14	40	0	1	.318	.315	0
2012	San Antonio (AA)	.248	72	246	30	61	12	0	7	30	0	2	3	35	51	0	0	.346	.382	11
	Eugene (A)	.250	5	16	3	4	1	0	1	2	0	0	0	6	7	0	0	.455	.500	0
2013	Tucson (AAA)	.160	12	25	2	4	0	0	0	3	0	0	1	5	3	0	0	.323	.160	1
2014	San Antonio (AA)	.266	97	350	46	93	21	1	10	46	0	1	6	51	72	4	2	.368	.417	6
2015	San Antonio (AA)	.212	40	132	16	28	6	1	3	10	0	1	0	14	31	2	0	.286	.341	1
	El Paso (AAA)	.292	47	154	24	45	11	0	4	20	0	0	5	17	35	1	1	.381	.442	3
Minor League Totals		.267	551	1929	300	516	130	8	54	277	2	16	36	284	456	12	7	.369	.427	51

*Led league +Tied for league lead @Rehab assignment

CAREER TRANSACTIONS

2009.....Signed by the San Diego Padres as a fifth-round selection in the First-Year Player Draft.

AUSTIN HEDGES

CATCHER



BATS/THROWS: R/R

OPENING DAY AGE: 23

BORN: August 18, 1992 in San Juan Capistrano, CA

RESIDENCE: Tustin, CA

ACQUIRED: Signed as a second-round selection in the 2011 First-Year Player Draft

CONTRACT STATUS: Signed through 2016

HEIGHT/WEIGHT: 6-1/210

SERVICE TIME: 0.154

CAREER

2015: Made his Major League debut in 2015, playing in 56 games total for San Diego, including 41 starts behind the plate.

- Began the year with Triple-A El Paso, playing in 21 games having his contract selected on 5/4 for his first career call-up, after hitting .324 in 21 games for the Chihuahuas...spent the remainder of the season with the Big League club.
- His .324 average with El Paso at the time of his call-up ranked fourth-best among catchers in the Pacific Coast League, while his .914 OPS for El Paso ranked third-best among PCL catchers.
- Made his Major League debut the day of his call-up, on 5/4, with a pinch-hit appearance against the Giants at AT&T Park.
- In his second game on 5/6 at SF, made his first career start behind the plate with Ian Kennedy pitching, and collected his first career hit while catching all nine innings of the Padres 9-1 victory that day.
- Hit his first career home run on 6/16 vs. OAK in the Padres 6-5 loss...at 22 years, 302 days old that day, was the fourth-youngest catcher in Padres history to hit a home run.
- While behind the plate tossed out 15 of 48 attempted base stealers (31.3%).
- Padres pitchers pitched to a 3.85 ERA (150 ER, 350.2 IP) with him behind the plate, the third-best catcher ERA among rookie catchers in the Majors in 2015 (minimum 300 innings caught) and third-best ever by a Padres rookie catcher (minimum 300 innings caught).
- Of his 41 starts behind the plate, the majority came with Tyson Ross on the mound with 17 starts with Ross.
- With runners in scoring position he hit .259 (7-27) for San Diego.
- Rated by *Baseball America* as the No. 4 prospect in the Padres organization heading into the season.
- Rated by MLB.com as the fourth-best catching prospect in all of baseball heading into the season.
- Following the season, played in 21 games for Leones del Escogido in the Dominican Winter League, hitting .236 (17-for-72) with three home runs and five RBI.

QUICK HIT

- Rated as the No. 4 prospect in the Padres system by *Baseball America* heading into 2015.
- Signed a letter of intent to play at UCLA before signing with the Padres, after being selected out of Junipero Serra High School in the 2011 Draft.
- Rated as the second-best catching prospect in the 2011 Draft class by *Baseball America*.
- First MLB Hit:** May 6, 2015 at SF, RBI-single off of Chris Heston
- First MLB Home Run:** June 16, 2015 vs. OAK, solo home run off of Scott Kazmir

2014: Spent the entire season with Double-A San Antonio, playing in a career-high 113 games.

- Enjoyed his best month of the season in May, hitting .286 (26-for-91) with 10 doubles, three home runs and 14 RBI in 25 games.
- Started 104 games behind the plate, posting a .985 fielding percentage (15 errors in 1,005 total chances).
- Tossed out 50 of 131 attempted base stealers (38.2 %).

2013: Split his season between Single-A Lake Elsinore and Double-A San Antonio, spending a majority of the year with the Storm.

- Began the season with Lake Elsinore, playing in 66 games with the Storm before being promoted to San Antonio on 8/1.
- Selected to the roster of the US Team in the SiriusXM All-Star Futures Game at Citi Field in New York, NY.
- Ranked second on the Storm with 22 doubles.
- Won the 2013 Captain's Catcher's Award, honoring the most outstanding catcher in the minors.
- Played for Peoria in the Arizona Fall League following the season and was a Fall Stars Game selection.
- Entered 2014 as the No. 24 prospect in baseball according to MLB.com.

2012: Spent his first full professional season with Single-A Fort Wayne, hitting .279 (94-for-337) with 28 doubles, 10 home runs and 56 RBI in 96 games for the TinCaps.

- Honored as a Midwest League mid- and post-season All-Star.
- Hit .286 (8-for-28) over his first nine games before landing on the seven-day DL on 4/18.
- Reinstated from the DL on 4/26 and hit .278 (86-for-309) throughout the rest of the season.
- Led all Midwest League catchers in doubles (28) and RBI (56) and ranked fourth in home runs (10).
- Posted a .986 fielding percentage in 94 games at catcher, 93 starts...committed 12 errors in 863 total chances...tossed out 47 of 149 attempted base stealers, 31.5 %.
- Named the No. 7 prospect in the Midwest League by *Baseball America* following the season.
- Named the No. 6 prospect as well as the best defensive catcher in the Padres organization by *Baseball America* prior to the start of the season.

2011: In his first professional season played in just nine games between the Rookie-Level AZL Padres and Short-Season Eugene after signing as a second-round selection in the Draft.

- Began his professional career with the AZL Padres, hitting .313 (5-for-16) with a home run and four RBI in five games.
- Played in just four games with Short-Season Eugene to end the year.
- Named the best defensive catcher in the Padres organization by *Baseball America* following the season.

PERSONAL

Austin Charles Hedges...graduated from Junipero Serra High School (CA)...rated as the second-best catching prospect and 12th-best position player prospect in the 2011 Draft Class by *Baseball America*...signed by Padres' scout Josh Emmerick.

AUSTIN HEDGES' CAREER BATTING RECORD

YR	CLUB	AVG	G	AB	R	H	2B	3B	HR	RBI	SH	SF	HP	BB	SO	SB	CS	OBP	SLG	E
2011	AZL Padres (R)	.313	5	16	3	5	0	0	1	4	0	0	1	5	1	1	0	.500	.500	2
	Eugene (A)	.100	4	10	0	1	1	0	0	0	0	0	0	2	3	0	0	.250	.200	0
2012	Fort Wayne (A)	.279	96	337	44	94	28	0	10	56	2	4	7	23	62	14	9	.334	.451	12
2013	Lake Elsinore (A)	.270	66	233	34	63	22	1	4	30	1	4	6	22	45	5	4	.343	.425	11
	San Antonio (AA)	.224	20	67	4	15	3	0	0	8	1	0	1	6	9	3	1	.297	.269	3
2014	San Antonio (AA)	.225	113	427	31	96	19	2	6	44	2	2	3	23	89	1	3	.268	.321	15
2015	El Paso (AAA)	.324	21	71	12	23	8	0	2	15	0	0	0	8	8	1	0	.392	.521	2
	SAN DIEGO	.168	56	137	13	23	2	0	3	11	3	3	1	8	38	0	0	.215	.248	4
	Major League Totals	.168	56	137	13	23	2	0	3	11	3	3	1	8	38	0	0	.215	.248	4
	Minor League Totals	.256	325	1161	128	297	81	3	23	157	6	10	18	89	217	25	17	.316	.390	45

*Led league +Tied for league lead @Rehab assignment

CAREER FIELDING

POSITION	PCT.	G	PO	A	E	TC	DP
Catcher	.990	47	366	26	4	396	1

SINGLE-GAME HIGHS

HITTING STREAK.....Two games, three times, last October 3-4, 2015
 HITS2, six times, last October 3, 2015 at Los Angeles (NL)
 DOUBLES1, twice, last August 19, 2015 vs. Atlanta
 RBI.....2, May 6, 2015 at San Francisco
 RUNS SCORED2, August 3, 2015 at Milwaukee
 WALKS1, eight times, last September 29, 2015 vs. Milwaukee
 STRIKEOUTS.....3, October 4, 2015 at Los Angeles (NL)
 CAREER WALK-OFF HITS.....None

HOME RUNS

CAREER MULTI-HOME RUN GAMES.....None
 CAREER GRAND SLAMSNone
 CAREER PINCH-HITNone
 CAREER LEADOFFNone

CAREER TRANSACTIONS

2011.....Signed by the San Diego Padres as a second-round selection in the First-Year Player Draft.

**JOHNNY HELLWEG****66****RIGHT-HANDED PITCHER****BATS/THROWS:** R/R**OPENING DAY AGE:** 27**BORN:** October 29, 1988 in Ann Arbor, MI**RESIDENCE:** St. Charles, MO**ACQUIRED:** Signed as a minor league free agent: November 17, 2015**CONTRACT STATUS:** Signed through 2016**HEIGHT/WEIGHT:** 6-7/235**SERVICE TIME:** 0.042**NON-ROSTER INVITEE****CAREER**

2015: Split the season between Single-A Brevard County and Double-A Biloxi, making 16 starts total on the season and going a combined 1-10 with a 6.05 ERA (41 ER, 61.0 IP) and 39 strikeouts against 52 walks on the season.

- Began the season on the seven-day disabled list, recovering from Tommy John surgery, before being reinstated on 6/9.
- Made 11 of his 16 starts with Brevard County, posting a 4.89 ERA (25 ER, 46.0 IP) through those starts.
- With Brevard County, held right-handed hitters to a .222 average while left-handers hit .269 against him.

2014: Made just four starts for Triple-A Nashville before landing on the disabled list on 4/21 and missing the remainder of the season after undergoing Tommy John surgery on his right elbow on 4/29.

- Surgery on 4/29 was performed by Dr. James Andrews.
- Entered the 2014 season ranked as the fourth-best prospect in the Brewers organization by *Baseball America*.

2013: Made his Major League debut for Milwaukee, pitching in eight games, seven starts, for the Brewers while spending the majority of the season with Triple-A Nashville, earning Pacific Coast League Pitch of the Year honors.

- Began the season with Nashville before recalled on 6/26 for his first career Major League call-up and made his Major League debut on 6/28 at PIT with the start...recorded his first career strikeout against Russell Martin.
- Optioned back to Nashville on 7/10 before being recalled for a second stint on 9/3, spending the remainder of the season with the Major League club.
- Earned his first career Major League win with a quality start on 9/7 at CHI against the Cubs.
- With Nashville, went 12-5 with a 3.15 ERA (44 ER, 125.2 IP) and 89 strikeouts against 81 walks in 23 starts total, earning PCL Pitcher of the Year honors...finished tied for second in the PCL in wins and ERA while leading the league in opponent batting average (.228)...also led the league in hit batters (14) and walks.
- Also named a PCL Post-Season All-Star as well as a MiLB.com Organization All-Star for Milwaukee.
- Over a 10-start stretch with Nashville from 5/16-7/30, went 9-0 with a 1.16 ERA (8 ER, 62.0 IP).
- Entered the season ranked as the sixth-best prospect in the Brewers organization by *Baseball America*.

2012: Split the season between Double-A Arkansas in the Angels organization and Double-A Huntsville in the Brewers organization after being acquired by Milwaukee on 7/27 along with INF Jean Segura and RHP Ariel Pena in exchange for RHP Zack Greinke.

- Went a combined 7-11 with a 3.29 ERA (51 ER, 139.2 IP) and 105 strikeouts against 75 walks over 28 games, 23 starts, total on the season.
- With Huntsville after being traded, went 2-1 with a 2.70 ERA (6 ER, 20.0 IP) in seven games, two starts...had one stint on the seven-day disabled list from 8/7-14.
- Entered the season ranked as the fourth-best prospect in the Angels organization by *Baseball America*.
- Following the season, pitched for the Phoenix Desert Dogs in the Arizona Fall League, going 0-1 with a 2.08 ERA (3 ER, 13.0 IP) over nine relief appearances...selected to play in the AFL Rising Stars Game.

2011: Spent the entire season with Single-A Inland Empire, going 6-4 with a 3.73 ERA (37 ER, 89.1 IP) and 113 strikeouts against 59 walks over 28 games, 14 starts.

- Over his 14 starts, went 4-1 with a 2.12 ERA (15 ER, 63.2 IP) with his last 13 outings of the season coming as a starter...went 2-3 with a 7.71 ERA (22 ER, 25.2 IP) as a reliever.
- Had two separate stints on the seven-day disabled list, first from 5/16-6/3 and another from 8/16-25.

2010: Spent the entire season with Single-A Cedar Rapids, appearing in 41 games in relief overall on the year.

2009: Went a combined 2-1 with a 2.61 ERA (9 ER, 31.0 IP) and 32 strikeouts against 15 walks along with eight saves over 23 relief appearances between the Angels Rookie-Level affiliate and Single-A Cedar Rapids.

QUICK HIT

- Earned Pacific Coast League Pitcher of the Year honors in 2013.
- Previously traded with INF Jean Segura and RHP Ariel Pena to Milwaukee for RHP Zack Greinke on July 27, 2012.
- First MLB Win: September 7, 2013 at CHI

2008: Made his professional debut with the Angels Rookie-Level Arizona Summer League affiliate, appearing in 14 games total, three starts.

PERSONAL

John David Hellweg...graduated from St. Dominic High School (MO), where he played baseball and soccer...attended Florida Community College...originally signed by Angels' scout Tom Kotchman.

JOHNNY HELLWEG'S CAREER PITCHING RECORD

YR	CLUB	W-L	ERA	G	GS	CG	SHO	SV	IP	H	R	ER	HR	HB	BB	SO	WP	BK	AVG
2008	AZL Angels(R)	1-0	4.98	14	3	0	0	0	21.2	19	28	12	1	3	38*	25	19	3	.224
2009	AZL Angels (R)	2-1	2.96	18	0	0	0	6	24.1	16	8	8	0	4	8	25	7	1	.186
	Cedar Rapids (A)	0-0	1.35	5	0	0	0	2	6.2	4	3	1	0	2	7	7	2	0	.160
2010	Cedar Rapids (A)	2-4	4.33	41	0	0	0	16	43.2	20	21	21	2	4	45	66	9	0	.133
2011	Inland Empire (A)	6-4	3.73	28	14	0	0	0	89.1	75	43	37	2	15*	59	113	12	1	.229
2012	Arkansas (AA)	5-10	3.38	21	21	1	0	0	119.2	105	52	45	8	13	60	88	14	2	.245
	Huntsville (AA)	2-1	2.70	7	2	0	0	0	20.0	16	7	6	0	1	15	17	3	1	.222
2013	Nashville (AAA)	12-5	3.15	23	23	0	0	0	125.2	103	55	44	6	14*	81*	89	13	1	.228*
	MILWAUKEE	1-4	6.75	8	7	0	0	0	30.2	40	30	23	3	8	26	9	4	0	.325
	Wisconsin (A)	1-0	3.00	1	1	0	0	0	6.0	5	2	2	0	1	2	4	0	0	.217
2014	Nashville (AAA)	1-2	4.95	4	4	0	0	0	20.0	21	11	11	1	2	15	12	1	0	.288
2015	Brevard County (A)	1-6	4.89	11	11	0	0	0	46.0	43	33	25	2	6	30	28	8	1	.243
	Biloxi (AA)	0-4	9.60	5	5	0	0	0	15.0	20	26	16	4	5	22	11	3	0	.313
Major League Totals		1-4	6.75	8	7	0	0	0	30.2	40	30	23	3	8	26	9	4	0	.325
Minor League Totals		33-37	3.81	178	84	1	0	24	538.0	447	289	228	26	70	382	485	91	10	.228

*Led league +Tied for league lead @Rehab assignment

2015 AND CAREER BATTING RECORD

YR	CLUB	AVG	G	AB	R	H	2B	3B	HR	RBI	SH	SF	HP	BB	SO	SB	CS	OBP	SLG
2015	---	---	---	---	---	---	---	---	---	---	---	---	---	---	---	---	---	---	---
Major League Totals		.000	8	10	0	0	0	0	0	0	1	0	0	0	4	0	0	.000	.000

CAREER FIELDING

POSITION	PCT.	G	PO	A	E	TC	DP
Pitcher	1.000	8	1	1	0	2	0

SINGLE-GAME HIGHS

INNINGS PITCHED.....6.0, September 7, 2013 at Chicago (NL)
 LOW-HIT COMPLETE GAME.....None
 STRIKEOUTS.....3, September 26, 2013 at New York (NL)
 MOST HITS ALLOWED.....8, September 14, 2013 vs. Cincinnati
 MOST RUNS ALLOWED.....7, twice, last July 5, 2013 vs. New York (NL)
 MOST WALKS ALLOWED.....5, three times, last September 20, 2013 vs. St. Louis
 MOST HOME RUNS ALLOWED.....2, September 7, 2013 at Chicago (NL)

CAREER TRANSACTIONS

2007.....Selected by the Florida Marlins in the 46th round of the First-Year Player Draft (did not sign).
 2008.....Signed by the Los Angeles Angels of Anaheim as a 16th-round selection in the First-Year Player Draft.
 2012.....Acquired by the Milwaukee Brewers from the Angels along with INF Jean Segura and RHP Ariel Pena in exchange for RHP Zack Greinke, July 27.
 2015.....Signed by the San Diego Padres as a minor league free agent, November 17.



PHILIP HUMBER

RIGHT-HANDED PITCHER**53****BATS/THROWS:** R/R**OPENING DAY AGE:** 33**BORN:** December 21, 1982 in Nacogdoches, TX**RESIDENCE:** Tyler, TX**ACQUIRED:** Signed as a minor league free agent: November 28, 2015**CONTRACT STATUS:** Signed through 2016**HEIGHT/WEIGHT:** 6-3/215**SERVICE TIME:** 3.093**NON-ROSTER INVITEE****CAREER**

2015: Played for the Kia Tigers in the Korean Baseball Organization (KBO), going 3-3 with a 6.75 ERA (38 ER, 50.2 IP) and 35 strikeouts against 32 walks in 12 games, 11 starts.

- Also pitched in the Dominican Winter League, following the season...went 1-2 with a 3.18 ERA (6 ER, 17.0 IP) over four starts for the Gigantes del Cibao.
- Signed with the Padres as a minor league free agent on 11/28.

2014: Played the entire season with Triple-A Sacramento in the Oakland A's organization, going 6-4 with a 3.65 ERA (28 ER, 69.0 IP) and 68 strikeouts against 26 walks in 44 games, three starts.

- Over his 41 relief appearances, was 6-3 with a save, a 3.25 ERA (22 ER, 61.0 IP) and 61 strikeouts against 23 walks while holding opponents to a .234 average.

2013: Split the season between Houston and Triple-A Oklahoma City, appearing in 17 games, seven starts, total for the Astros.

- Made the Astros' Opening Day roster and went 0-8 with a 7.90 ERA in his 17 games, seven starts, over two stints with Houston...Astros were 0-7 in his seven starts.
- With Houston, allowed an opponents batting average of .189 (20-for-106) against right-handed hitters compared to .433 (55-for-127) against left-handers.
- Began the season as the Astros' number three starter and posted a 2.89 ERA over his first three starts, all losses, with Houston being shutout in two of those three starts.
- Finished April with an 0-6 record and a 7.58 ERA in six starts...became just the second Major Leaguer since at least 1916 to lose six games in the month of April (Dave Stewart, 1984 with Texas)...the eight-game losing streak was the longest of his career and tied for the longest in the American League in 2013 (Jerome Williams, LAA).
- Outrighted to Oklahoma City on 5/14 but returned to Houston on 8/13...finished the season with the Astros, compiling a 4.74 ERA and .250 opponents average in eight appearances, all in relief.
- With Oklahoma City was 2-4 with a 4.68 ERA in 20 games, including seven starts...then went 2-0 with a 2.38 ERA over his final seven games...did not allow a run from 7/19 to 8/1 (8.0 ip).

2012: Began the year in the White Sox starting rotation before later transferring over to the bullpen in August...tossed a perfect game for the White Sox on 4/21 at SEA.

- Spent the entire season on the Major League roster, but missed time on the disabled list from 6/17 - 7/17 with a right elbow flexor strain.
- Became just the 21st pitcher in Major League history to toss a perfect game 4/21 at SEA...tied a career-high with nine strikeouts in what was a 4-0 shutout against the Mariners at Safeco Field...it was the third perfect game in White Sox history.
- Joined Oakland's Dallas Braden (5/9/10 vs. TB) as the only pitchers in Major League history whose first career complete game was a perfect game (per Elias)...threw 96 pitches, which was the fewest in a perfect game since David Cone tossed 88 on 7/18/99 vs. MON....went to a three-ball count just once.
- His perfect game came in just his 30th career start, which ranks as the third fewest starts in Major League history prior to throwing a perfect game.
- Received American League Player of the Week honors for the week of 4/16-22 following his perfect game...also received a congratulatory phone call from President Barack Obama and read the Top 10 List on the "Late Show with David Letterman" on 4/23...Governor Pat Quinn proclaimed 4/28 "Philip Humber Day" in the state of Illinois.
- Made three rehab starts between Triple-A Charlotte and Double-A Birmingham, going 1-1 with a 3.65 ERA and nine strikeouts.

QUICK HIT

- Became just the 21st pitcher in Major League history to throw a perfect game on April 21, 2012 at Seattle for the Chicago White Sox.
- Was the third-overall selection for the New York Mets in the 2004 Draft.
- First MLB Win: August 25, 2010 at DET

2011: Enjoyed the best season of his career, setting career-highs in several categories while going 9-9 with a 3.75 ERA (68 ER, 163.0 IP) in 28 games, 26 starts, for the White Sox.

- Held right-handed hitters to a .203 average, which was the sixth lowest mark in the American League.
- Spent the entire year with the White Sox, but was on the disabled list from 8/19 to 9/3 with a facial contusion... sustained the injury after getting struck above his right eye by a line drive off the bat of Kosuke Fukudome on 8/18.
- Went 8-5 with a 3.10 ERA in the first half...allowed three hits-or-less with at least 7.0 innings pitched in three straight starts from 4/25 to 5/6, joining Billy Pierce (5/30-6/8/57) as the only pitchers in White Sox history to accomplish the feat.
- Had a career-high, five-game winning streak from 5/13-6/19, posting a 2.89 ERA over the span.
- Recorded a career-high nine strikeouts in his final start of the year 9/28 vs. TOR.
- Made one rehab start with Triple-A Charlotte before returning from the DL.

2010: Spent the majority of the season with Triple-A Omaha, also appearing in eight games, one start, for Kansas City.

- Began the year with Omaha before being selected by the Royals on 8/5.
- Earned his first career Major League win on 8/25 at DET after throwing 3.0 scoreless innings in relief.
- Following the season, was designated for assignment by Kansas City on 12/15.

2009: Made the Twins Opening Day roster before spending the majority of the season with Triple-A Rochester.

- Appeared in eight games total for Minnesota over two stints with the Big League club.
- After making the Opening Day roster was designated for assignment on 4/17, accepting the assignment and later pitching for Rochester.
- Had his contract selected against by the Twins on 8/18 before being outrighted off the 40-man roster on 8/28, finishing the season in Triple-A.
- Following the season, pitched in seven games, six starts, with Ponce in the Puerto Rican Winter League.

2008: Played the majority of the season with Triple-A Rochester before being called up by Minnesota on 9/2.

- In 31 games, 23 starts, for Rochester, went 10-8 with a 4.56 ERA (69 ER, 136.1 IP) before being recalled on 9/2.
- Made five relief appearances total for the Twins.
- Prior to the start of the season, was acquired by the Twins from the New York Mets along with OF Carlos Gomez, RHP Deolis Guerra and RHP Kevin Mulvey in exchange for LHP Johan Santana on 2/208.
- Entered the season ranked by *Baseball America* as the No. 7 prospect with the 'Best Curveball' in the Mets' system.

2007: Spent the majority of the season with Triple-A New Orleans before being called up by the Mets in September and appearing in three games, including his first career start.

- After being recalled on 9/5, made his first career start on 9/26 at WSH.
- Entered the season ranked by *Baseball America* as the No. 4 prospect with the 'Best Curveball' in the Mets' system.

2006: Made his Major League debut for the Mets in September in just his second professional season.

- Began the year on the disabled list following Tommy John surgery in 2005.
- Recalled by New York on 9/1 and pitched in two games for the Mets, making his Major League debut in relief on 9/24 vs. WSH.
- Combined to go 5-3 with a 2.83 ERA (24 ER, 76.1 IP) and 79 strikeouts against 20 walks over 14 starts between the Mets' Rookie-Level affiliate, Single-A St. Lucie and Double-A Binghamton.
- Made one start for the Mesa Solar Sox in the Arizona Fall League following the season.
- Entered the year ranked by *Baseball America* as the No. 2 prospect with the 'Best Curveball' in the Mets' system.

2005: Made his professional debut with 15 starts between Single-A St. Lucie and Double-A Binghamton before undergoing season-ending Tommy John surgery on 7/19 to repair a torn ulnar collateral ligament in his right elbow.

- His surgery was performed by Dr. James Andrews.

PERSONAL

Philip Gregory Humber...he and his wife, Kristan, have one son, John...graduated from Carthage High School (TX) in 2001, where he was named the Class 4A Player of the Year as a senior and led his team to the 4 A State Championship...starred at Rice University from 2002-04...had a complete-game, five-hit performance in Rice's 14-2 win over Stanford in the 2003 College World Series championship game...received National Freshman Player of the Year honors from *Collegiate Baseball* in 2002 and was named a First Team All-American by four different media outlets in 2004...struck out a school-record 17 batters on 3/17/04 vs. Hawaii...originally signed by New York Mets' scout Dave Lottsfeldt.



PHILIP HUMBER'S CAREER PITCHING RECORD

YR	CLUB	W-L	ERA	G	GS	CG	SHO	SV	IP	H	R	ER	HR	HB	BB	SO	WP	BK	AVG
2005	St. Lucie (A)	2-6	4.99	14	14	0	0	0	70.1	74	41	39	6	8	18	65	2	0	.273
	Binghamton (AA)	0-1	6.75	1	1	0	0	0	4.0	4	3	3	0	0	2	2	0	0	.250
2006	GCL Mets (R)@	0-0	6.75	1	1	0	0	0	4.0	7	3	3	0	1	1	7	1	0	.389
	St. Lucie (A)	3-1	2.37	7	7	0	0	0	38.0	24	12	10	4	3	9	36	1	0	.178
	Binghamton (AA)	2-2	2.88	6	6	0	0	0	34.1	25	12	11	4	2	10	36	0	0	.195
	NEW YORK-NL	0-0	0.00	2	0	0	0	0	2.0	0	0	0	0	0	1	2	0	0	.000
2007	New Orleans (AAA)	11-9	4.27	25	25	0	0	0	139.0	129	70	66	21	9	44	120	6	1	.244
	NEW YORK-NL	0-0	7.71	3	1	0	0	0	7.0	9	6	6	1	0	2	2	0	0	.300
2008	Rochester (AAA)	10-8	4.56	31	23	2	0	0	136.1	145	76	69	21	6	49	106	6	0	.273
	MINNESOTA	0-0	4.63	5	0	0	0	0	11.2	11	6	6	4	1	5	6	0	0	.250
2009	MINNESOTA	0-0	8.00	8	0	0	0	0	9.0	17	8	8	1	0	9	9	1	0	.415
	Rochester (AAA)	7-9	5.34	23	22	1	0	0	119.2	135	79	71	15	8	45	87	4	0	.280
2010	Omaha (AAA)	5-6	4.47	21	20	1	1	0	118.2	131	68	59	17	6	20	80	2	0	.278
	KANSAS CITY	2-1	4.15	8	1	0	0	0	21.2	22	10	10	1	1	7	16	2	0	.259
2011	CHICAGO-AL	9-9	3.75	28	26	0	0	0	163.0	151	71	68	14	6	41	116	9	1	.243
	Charlotte (AAA)@	0-0	7.20	1	1	0	0	0	5.0	7	4	4	1	0	1	5	0	0	.318
2012	CHICAGO-AL	5-5	6.44	26	16	1	1	0	102.0	113	74	73	23	4	44	85	9	0	.276
	Charlotte (AAA)@	0-1	5.68	2	2	0	0	0	6.1	8	4	4	1	0	4	4	0	0	.308
	Birmingham (AA)@	1-0	1.50	1	1	0	0	0	6.0	2	1	1	0	0	0	5	0	0	.111
2013	HOUSTON	0-8	7.90	17	7	0	0	0	54.2	75	48	48	9	1	20	36	5	1	.322
	Oklahoma City (AAA)	2-4	4.68	20	7	0	0	0	50.0	57	32	26	7	12	18	38	6	1	.285
2014	Sacramento (AAA)	6-4	3.65	44	3	0	0	1	69.0	67	33	28	8	3	26	68	2	1	.248
2015	Pitched in Korean Baseball Organization																		
Major League Totals		16-23	5.31	97	51	1	1	0	371.0	398	223	219	53	13	129	272	26	2	.271
Minor League Totals		49-51	4.43	197	133	4	1	1	800.2	815	438	394	105	58	247	659	30	3	.261

*Led league +Tied for league lead @Rehab assignment

2015 AND CAREER BATTING RECORD

YR	CLUB	AVG	G	AB	R	H	2B	3B	HR	RBI	SH	SF	HP	BB	SO	SB	CS	OBP	SLG
2015	---	---	---	---	---	---	---	---	---	---	---	---	---	---	---	---	---	---	---
Major League Totals		.091	57	11	0	1	0	0	0	1	2	0	0	0	4	0	0	.091	.091

CAREER FIELDING

POSITION	PCT.	G	PO	A	E	TC	DP
Pitcher	.965	97	29	26	2	57	0

SINGLE-GAME HIGHS

INNINGS PITCHED.....9.0, April 21, 2012 at Seattle
 LOW-HIT COMPLETE GAME.....Perfect game on April 21, 2012 at Seattle
 STRIKEOUTS.....9, three times, last June 10, 2012 vs. Houston
 MOST HITS ALLOWED.....11, twice, last August 10, 2011 at Baltimore
 MOST RUNS ALLOWED.....9, April 26, 2012 vs. Boston
 MOST WALKS ALLOWED.....6, May 2, 2012 vs. Cleveland
 MOST HOME RUNS ALLOWED.....4, July 22, 2012 at Detroit
 CAREER WINNING STREAK.....Five games, May 13 - June 19, 2011

CAREER TRANSACTIONS

2001.....Selected by the New York Yankees in the 29th round of the First-Year Player Draft (did not sign).
 2004.....Signed by the New York Mets as a first-round selection (third overall) in the First-Year Player Draft.
 2008.....Acquired by the Minnesota Twins along with OF Carlos Gomez, RHP Delois Guerra and RHP Kevin Mulvey from the New York Mets in exchange for LHP Johan Santana, February 2.
 2010.....Signed by the Kansas City Royals as a minor league free agent, January 25.
 2010.....Claimed off waivers by the Oakland Athletics, December 17.
 2011.....Claimed off waivers by the Chicago White Sox, January 18.
 2012.....Claimed off waivers by the Houston Astros, November 30.
 2013.....Signed by the Oakland Athletics as a minor league free agent, October 29.
 2015.....Signed by the San Diego Padres as a minor league free agent, November 28.



TRAVIS JANKOWSKI

OUTFIELDER

BATS/THROWS: L/R

OPENING DAY AGE: 24

BORN: June 15, 1991 in Lancaster, PA

RESIDENCE: Lancaster, PA

ACQUIRED: Signed as a supplemental-round selection (44th overall) in the 2012 First-Year Player Draft

CONTRACT STATUS: Signed through 2016

HEIGHT/WEIGHT: 6-2/185

SERVICE TIME: 0.047

CAREER

2015: Made his Major League debut for the Padres, playing in 34 games total for San Diego after splitting the rest of the season between Double-A San Antonio and Triple-A El Paso.

- Began the year with San Antonio, hitting .316 (89-282) with 23 stolen bases and 50 runs scored in 73 games for the Missions.
- Named a Texas League Mid-Season All-Star, starting the game for the Texas League South team batting leadoff in center field... went 2-for-4 with an RBI and a run scored in the game on June 30.
- After the Texas League All-Star game, missed time with San Antonio from 7/1-21 while playing for Team USA in the Pan-Am games in Toronto, hitting .385 (15-39) for Silver-Medal Winning Team USA, the second-best average for USA behind Tyler Pastornicky (.419).
- After returning from the Pan-Am games played in one game for San Antonio on 7/21 before being transferred to Triple-A El Paso on 7/22, hitting .392 (38-97) with nine stolen bases and 19 runs scored in 24 games for the Chihuahuas.
- Had his contract selected by San Diego on 8/19 for his first career Major League call-up, spending the remainder of the season with the Big League club.
- Made his Major League debut for the Padres on 8/21 with a start vs. STL at Petco Park, batting ninth in center field... went 2-for-4 with an RBI and run scored in his Big League debut.
- With two hits in his first two plate appearances in his debut, became the third Padre to have two hits in his first two PA in his first game and first since Wiki Gonzalez on 8/14/99 (also, John Sipin on 5/24/69).
- Over his first three career games from 8/21-23, went 5-for-9, the first Padre to have five hits in his first three career games since Donaldo Mendez in 2001.
- Started 27 games total for San Diego, with 21 in center field and six in right field.
- With runners in scoring position for San Diego, hit .304 (7-23), including .364 (4-11) with RISP and two outs.
- Hit his first career home run on 9/13 at SF with a solo home run off of Mike Leake.

QUICK HIT

- **Enters the 2016 season ranked as the Padres sixth-best prospect by *Baseball America*.**
- **First MLB Hit:** August 21, 2015 vs. STL, single off of John Lackey (Major League debut)
- **First MLB Home Run:** September 13, 2015 at SF, solo off of Mike Leake

2014: Played in just 46 games on the season, missing time while on the disabled list.

- Began the season with Double-A San Antonio, hitting .254 over 16 games before landing on the seven-day disabled list on 4/24...reinstated from the disabled list on 7/31 after a rehab assignment before being placed back on the seven-day DL on 8/28, missing the remainder of the season.

2013: Spent the entire season with Single-A Lake Elsinore, hitting .286 (141-for-493) with 19 doubles, six triples, one home run, 38 RBI, 89 runs scored and 71 stolen bases in 122 games played.

- His 71 stolen bases led the California League and finished fourth-most overall in minor league baseball...were the ninth-most in Padres minor league history.
- Named a California League Post-Season All-Star as well as a MiLB.com Organization All-Star for San Diego.

2012: Made his professional debut by hitting .280 (69-for-246) over 61 games with 59 for Single-A Fort Wayne and two for the club's Rookie-Level affiliate in the Arizona Summer League.

- Selected by the Padres with the 44th-overall selection in the draft while still playing for Stony Brook in the College World Series, advancing to the Baton Rouge Super Regional where the club fell short to Louisiana State University.

PERSONAL

Travis Paul Jankowski...graduated from Lancaster Catholic High School (PA) where he was a two-time All State selection...led Lancaster to District 3 Double-A Championship, hitting .471 with 20 RBI and 25 runs scored as a senior with 24 stolen bases...also played four years of varsity football as wide receiver...attended Stony Brook University (NY)...named ABCA/Rawlings National Co-Player of the Year...was Stony Brook's first ever first-round selection...selected as a Louisville Slugger second team All-American by Collegiate Baseball, leading the nation in hits, runs scored and triples and ranking in the top 10 in the country in batting average and stolen bases in 2012...set school record for hits, runs scored, triples and stolen bases in a season...set school Division I record for batting average in a season and had highest batting average at Stony Brook since 1991...signed by Padres' scout Jim Bretz.



TRAVIS JANKOWSKI'S CAREER BATTING RECORD

YR	CLUB	AVG	G	AB	R	H	2B	3B	HR	RBI	SH	SF	HP	BB	SO	SB	CS	OBP	SLG	E
2012	AZL Padres (R)	.250	2	8	1	2	0	0	0	4	0	1	0	0	1	0	0	.222	.250	0
	Fort Wayne (A)	.282	59	238	32	67	10	4	1	23	1	3	1	13	44	17	7	.318	.370	2
2013	Lake Elsinore (AA)	.286	122	493	89	141	19	6	1	38	3	4	2	54	96	71*	14	.356	.355	2
2014	San Antonio (AA)	.240	29	100	14	24	4	1	0	10	1	2	1	8	14	10	2	.297	.300	2
	AZL Padres (R)@	.429	4	14	5	6	1	0	0	3	0	0	1	1	1	2	1	.500	.500	0
	Eugene (A)@	.182	8	33	6	6	0	0	0	1	0	0	0	3	5	4	0	.250	.182	0
	Lake Elsinore (A)	.167	5	18	2	3	1	0	0	1	1	0	0	6	3	1	0	.375	.222	0
2015	San Antonio (AA)	.316	73	282	50	89	11	5	1	13	2	0	1	36	40	23	8	.395	.401	1
	El Paso (AAA)	.392	24	97	19	38	6	2	0	12	1	1	1	13	10	9	3	.464	.495	3
	SAN DIEGO	.211	34	90	9	19	2	2	2	12	2	0	0	4	24	2	1	.245	.344	1
	Major League Totals	.211	34	90	9	19	2	2	2	12	2	0	0	4	24	2	1	.245	.344	1
	Minor League Totals	.293	326	1283	218	376	52	18	3	105	9	11	7	134	214	137	35	.360	.369	10

*Led league +Tied for league lead @Rehab assignment

CAREER FIELDING

POSITION	PCT.	G	PO	A	E	TC	DP
Outfield	.980	32	49	1	1	51	0
Center Field	.972	23	35	0	1	36	0
Right Field	1.000	11	14	1	0	15	0

SINGLE-GAME HIGHS

HITTING STREAK.....Three games, twice, last September 13-15, 2015
 HITS2, four times, last September 15, 2015 at Arizona
 DOUBLES1, twice, last September 25, 2015 vs. Arizona
 RBI.....3, October 4, 2015 at Los Angeles (NL)
 RUNS SCORED.....2, August 31, 2015 vs. Texas
 WALKS.....1, four times, last October 1, 2015 vs. Milwaukee
 STRIKEOUTS.....2, seven times, last October 4, 2015 at Los Angeles (NL)
 CAREER WALK-OFF HITS.....None

CAREER TRANSACTIONS

2012.....Signed by the San Diego Padres as a supplemental-round selection (44th overall) in the First-Year Player Draft.



CASEY JANSSEN

RIGHT-HANDED PITCHER

BATS/THROWS: R/R

OPENING DAY AGE: 34

BORN: September 17, 1981 in Orange, CA

RESIDENCE: Manhattan Beach, CA

ACQUIRED: Signed as a minor league free agent: February 20, 2016

CONTRACT STATUS: Signed through 2016

HEIGHT/WEIGHT: 6-4/210

SERVICE TIME: 9.063

NON-ROSTER INVITEE

CAREER

2015: In his first year with the Washington Nationals pitched in 48 games and posted a 4.95 ERA (22 ER, 40.0 IP) after starting the season on the 15-day disabled list.

- Signed with the Nationals as a free agent in February.
- Began the season on the 15-day disabled list with right shoulder inflammation...played in six rehab games in the minors before being reinstated from the DL on 5/22 and making his Nationals debut the next day on 5/23 vs. PHI.
- Over a stretch of 32 games from 6/2-8/27 he posted a 2.25 ERA (7 ER, 28.0 IP) with 19 strikeouts against just three walks and a .219 (23-for-105) opponents average.
- Allowed a season-high four runs on 5/20 at CIN and 8/31 at STL...outside of those two outings, he posted a 3.29 ERA (14 ER, 38.1 IP) in his other 46 outings on the season.

QUICK HIT

- **First MLB Win:** May 7, 2006 vs. LAA
- **First MLB Save:** April 8, 2007 at TB

2014: Over 50 games for Toronto he went 3-3 with 25 saves and a 3.94 ERA (20 ER, 45.2 IP).

- Missed the first 37 games of the season due to a left abdominal strain...returned from a rehab stint and activated from the 15-day disabled list on 5/11.
- Prior to the All-Star Break he posted a 1.23 ERA (3 ER, 22.0 IP) and was 14-for-16 in save opportunities...in the second half posted a 6.75 ERA (17 ER, 22.2 IP)

2013: Led the American League and tied for first in the Majors with a 94.4 save percentage (34-for-36) among relievers with at least 30 save opportunities.

- His 94.4 save percentage was the highest for one season in Toronto history, breaking the previous record by Tom Henke (1992, 91.9 save percentage, 34-for-37).
- Had a streak of 13.0-straight innings (48 batters) without issuing a walk from Opening Day until 5/20 at TB.

2012: Took over the closer role on 5/9 for Toronto and converted 22 of 25 opportunities.

- In his 22 games he recorded a save did not allow a single run while issuing just two walks and 10 hits.
- Recorded a career-high 67 strikeouts and a career-low .195 opponent batting average.

2011: Went 6-0 with a 2.26 ERA (14 ER, 55.2 IP) in 55 games for Toronto.

- Became the third Toronto pitcher to win at least six games in a season without a loss.
- Tossed a career-best 16.2 consecutive scoreless innings from 7/26-8/30, the longest by a Blue Jay in 2011.
- Optioned to Triple-A Las Vegas on 4/8 and appeared in one game before being recalled on 4/12 for the rest of the year.

2010: In his fourth Major League season went 5-2 with a 3.67 ERA (28 ER, 68.2 IP) in 56 games for the Blue Jays.

- Recorded the win in three of Toronto's first six games of the year, becoming only the sixth pitcher in Major League history to do so and the first since Jose Melendez did so for San Diego in 1992.

2009: Played in only 21 games for Toronto, missing time while on the disabled list.

- Began the year on the disabled list rehabbing his shoulder...activated on 4/30.
- On 5/23 made his first appearance in the Majors since 9/24/07 and his first start since 7/24/06 after missing the entire 2008 season.

2008: Underwent surgery on 3/18 to repair a torn labrum, missing the entire season.

2007: Appeared in a career-high 70 games for Toronto, leading all Blue Jays relievers with 72.2 innings pitched.

- On 4/8 at TB, worked 2.0 scoreless innings for his first career save.

2006: Made his Major Leagued debut for the Blue Jays, pitching in 19 games, 17 starts, total.

- His Big League debut came on 4/27 vs. BAL, allowing two runs over 4.0 innings pitched.
- Recorded his first career win on 5/7 at LAA, allowing just one hit through 7.1 innings.
- Led all rookie starters in allowing only 2.01 walks per nine innings.

2005: Went 13-4 with a 2.18 ERA (36 ER, 148.2 IP) in 26 starts between three levels of Toronto's system.
 • Recorded 136 strikeouts against just 20 walks.

2004: Made his professional debut with 10 starts for Single-A Auburn, going 3-1 with a 3.48 ERA (20 ER, 51.2 IP) and 45 strikeouts against 10 walks after signing as a fourth-round selection in the First-Year Player Draft.

PERSONAL

Robert Casey Janssen...married to Lauren...graduated from the University of California, Los Angeles...at UCLA was first Team All-Pac 10 as a pitcher...spent time as a designated hitter and at first base at UCLA to take advantage of his hitting abilities...hit a home run in his first college at-bat.

CASEY JANSSEN'S CAREER PITCHING RECORD

YR	CLUB	W-L	ERA	G	GS	CG	SHO	SV	IP	H	R	ER	HR	HB	BB	SO	WP	BK	AVG
2004	Auburn (A)	3-1	3.48	10	10	0	0	0	51.2	47	21	20	2	2	10	45	2	0	.240
2005	Lansing (A)	4-0	1.37	7	7	0	0	0	46.0	27	8	7	0	1	4	38	1	0	.174
	Dunedin (A)	6-1	2.26	10	10	0	0	0	59.2	46	16	15	2	2	12	51	1	0	.216
	New Hampshire (AA)	3-3	2.93	9	9	0	0	0	43.0	49	20	14	3	2	4	47	2	0	.288
2006	Syracuse (AAA)	1-5	4.85	9	9	0	0	0	42.2	47	23	23	3	2	8	32	2	0	.283
	TORONTO	6-10	5.07	19	17	0	0	0	94.0	103	58	53	12	7	21	44	3	2	.275
2007	TORONTO	2-3	2.35	70	0	0	0	6	72.2	67	22	19	4	3	20	39	4	0	.247
2008									Did not play - Injured										
2009	Dunedin (A)@	0-0	0.69	4	3	0	0	0	13.0	6	1	1	0	0	2	10	0	0	.136
	New Hampshire (AA)@	1-0	2.40	6	1	0	0	0	15.0	12	6	4	0	0	5	12	1	1	.218
	TORONTO	2-4	5.85	21	5	0	0	1	40.0	59	29	26	5	2	14	24	1	0	.341
	GCL Blue Jays (R)@	0-0	9.00	1	0	0	0	0	1.0	2	1	1	0	0	0	0	0	0	.400
	Las Vegas (AAA)	0-0	5.40	7	0	0	0	0	6.2	4	4	4	0	0	1	7	0	0	.167
2010	TORONTO	5-2	3.67	56	0	0	0	0	68.2	74	29	28	8	4	21	63	3	0	.272
2011	TORONTO	6-0	2.26	55	0	0	0	2	55.2	47	14	14	2	2	14	53	2	0	.228
	Las Vegas (AAA)	0-0	0.00	1	0	0	0	0	2.0	1	0	0	0	0	0	3	0	0	.143
	New Hampshire (AA)@	0-0	0.00	5	0	0	0	0	5.0	1	0	0	0	0	1	7	0	0	.063
2012	TORONTO	1-1	2.54	62	0	0	0	22	63.2	44	18	18	7	3	11	67	2	1	.195
2013	TORONTO	4-1	2.56	56	0	0	0	34	52.2	39	17	15	3	2	13	50	0	0	.202
2014	Dunedin (A)@	0-0	0.00	1	1	0	0	0	1.0	1	0	0	0	0	0	1	0	0	.250
	New Hampshire (AA)@	0-0	0.00	3	2	0	0	0	3.0	3	0	0	0	0	0	2	0	0	.250
	TORONTO	3-3	3.94	50	0	0	0	25	45.2	47	22	20	6	1	7	28	0	0	.261
2015	Potomac (A)@	0-0	4.50	2	1	0	0	0	2.0	3	3	1	1	0	0	1	0	0	.300
	Harrisburg (AA)@	0-0	2.45	4	1	0	0	0	3.2	1	1	1	0	0	1	0	0	0	.083
	WASHINGTON	2-5	4.95	48	0	0	0	0	40.0	38	22	22	5	1	8	27	1	0	.248
Major League Totals		31-29	3.63	437	22	0	0	90	533.0	518	231	215	52	25	129	395	16	3	.253
Minor League Totals		18-10	2.77	79	54	0	0	0	295.1	250	104	91	11	9	48	256	9	1	.230

*Led league +Tied for league lead @Rehab assignment

2015 AND CAREER BATTING RECORD

YR	CLUB	AVG	G	AB	R	H	2B	3B	HR	RBI	SH	SF	HP	BB	SO	SB	CS	OBP	SLG
2015	WASHINGTON	---	0	0	0	0	0	0	0	0	0	0	0	0	0	0	0	---	---
Major League Totals		.000	68	3	0	0	0	0	0	0	1	0	0	0	2	0	0	.000	.000

CAREER FIELDING

POSITION	PCT.	G	PO	A	E	TC	DP
Pitcher	.951	437	52	64	6	122	2

SINGLE-GAME HIGHS

INNINGS PITCHED.....8.0 IP, May 17, 2006 at Los Angeles (AL)
 LOW-HIT COMPLETE GAME.....None
 STRIKEOUTS.....6, June 8, 2009 at Texas
 MOST HITS ALLOWED.....11, twice, last May 29, 2009 vs. Boston
 MOST RUNS ALLOWED.....7, June 17, 2006 at Florida
 MOST WALKS ALLOWED.....4, June 17, 2006 at Florida
 MOST HOME RUNS ALLOWED.....3, July 5, 2006 at Texas
 CAREER WINNING STREAK.....Eight games, September 30, 2010 - April 7, 2012
 CAREER 10-STRIKEOUT GAMES.....None
 CAREER HOME RUNS HIT.....None

CAREER TRANSACTIONS

2003.....Selected by the Baltimore Orioles in the 49th round of the First-Year Player Draft (did not sign).
 2004.....Signed by the Toronto Blue Jays as a fourth-round selection in the First-Year Player Draft.
 2015.....Signed by the Washington Nationals as a Major League free agent, February 2.
 2016.....Signed by the San Diego Padres as a minor league free agent, February 20.



JON JAY

OUTFIELDER

BATS/THROWS: L/L

OPENING DAY AGE: 31

BORN: March 15, 1985 in Miami, FL

RESIDENCE: Miami, FL

ACQUIRED: From STL in exchange for INF Jedd Gyorko and cash considerations: December 8, 2015

CONTRACT STATUS: Signed through 2016

HEIGHT/WEIGHT: 5-11/195

SERVICE TIME: 5.134

CAREER

2015: Played in 79 games for the Cardinals, missing time with two stints on the disabled list with a left wrist injury.

- Hit .261 (18-for-69) over his first 20 games in April.
- Landed on the 15-day disabled list on 5/11 with left wrist tendinitis...played in three games for Single-A Peoria on a rehab assignment before being reinstated on 5/29.
- Landed back on the 15-day DL on 7/1 with a left wrist injury...played in four games with Triple-A Memphis on a rehab assignment, hitting .385 (5-for-13), before being reinstated on 9/4.
- Played in 22 games, 11 starts, for the Cardinals from 9/4 through the end of the season.
- Played in one postseason game during the Division Series against the Cubs, striking out as a pinch-hitter.
- Acquired by the Padres after the season on 12/8 during the winter meetings in exchange for INF Jedd Gyorko and cash considerations.
- Prior to the start of the season, signed a two-year contract with the St. Louis Cardinals through the 2016 season.

QUICK HIT

- Over the last six seasons since he made his Major League debut in 2010, has posted the best fielding percentage among all qualifying Major League center fielders with a .996 fielding percentage (min. 430 games in CF).
- **First MLB Hit:** April 30, 2010 vs. CIN, double off of Johnny Cueto
- **First MLB Home Run:** June 1, 2010 vs. CIN, solo off of Johnny Cueto

2014: Hit .303 (125-for-413) in 140 games for the Cardinals, the second-highest batting average of his career and the third time in five seasons to hit .300-or-higher.

- Fell 34 plate appearances shy of qualifying for National League batting leaders.
- Had a stretch of 45 games from 7/25-9/18 without going hitless in consecutive games, hitting .338 (49-for-145) in that span.
- In two-out situations, hit .327 (48-for-147) on the season, the second-best mark in the NL (Harrison, PIT, .359).
- With the bases loaded he went 6-for-12 (.500) with 13 RBI, tied for the fourth best mark in the NL.
- Against left-handed pitching he hit .375 (33-for-88), the best mark among all Major League left-handed hitters (min. 80 AB).
- Led the Majors with a career-high 20 hit by pitch.
- Played all three outfield positions in the same game three times (7/19, 8/20 and 9/6) for the first time his career.
- In the pinch, went 6-for-18 (.333).
- Hit .310 (22-for-78) in June and .382 (29-for-76) in August...his August average was second-best in the NL.
- Had a 12-game hit streak from 8/9-20, hitting .514 (18-for-35) during that stretch.
- In the postseason, started in CF all nine games, hitting .483 (14-for-29) overall...his .483 average in the playoffs was the fourth-highest ever for a Major League in a single postseason (min. 30 PA, per STATS).
- Hit in eight of his nine postseason games and reached base safely in all nine.
- After the season, underwent arthroscopic surgery in October to repair an injured left wrist.

2013: Set career-highs with 67 RBI, 27 doubles, 151 hits, 75 runs scored and 52 walks, hitting .276 overall on the season in 157 games for St. Louis.

- Finished the season on a career-high 14-game hitting streak from 9/15-29, hitting .386 (22-for-57) over that streak...reached base safely in his final 17 games of the season.
- Had a career-high tying 40 multi-hit games for the second straight season (also, 2012).
- Ranked second among National League center fielders with a .997 fielding percentage.
- Committed his first error in 246 games on 7/30/13 at PIT...set a Cardinals record with 245-straight games in the outfield without an error from 8/25/11 - 7/29/13).
- Had 13 multiple-run games, with four three-run games...Cardinals were 12-1 when he scored two-or-more runs.
- Over 27 games in August, hit .327 (32-for-98) with 19 RBI.
- In the postseason, appeared in all 17 playoff games for the Cardinals, starting 14 in center field...had the game-winning RBI with a sacrifice fly in Game Two of the League Championship Series...singled in Game Three of the World Series.

2012: Finished ninth in the National League with a career-high .305 average, playing in 117 games total.

- When batting in the leadoff position, hit .303 overall on the season, good for fourth-best in the NL.
- Had zero errors in 292 total chances, becoming just the third Cardinals outfielder to play errorless defense for an entire season (min. 108 games).
- Led the team with a career-high 19 stolen bases and 15 hit by pitch.
- Had one stint on the disabled list from 5/16-6/21 with a right shoulder sprain...played in two games for Triple-A Memphis on a rehab assignment before returning.
- In August, hit .355 (38-for-107), the eighth-best average in the NL for the month and the second-most hits.
- Played every inning of all 13 postseason games in center field...had six hits in the League Championship Series, hitting in five of the seven games.

2011: In his first full Major League season appeared in a team-high 159 games, hitting .297 (135-for-455) winning a World Series with the Cardinals.

- After the club traded OF Colby Rasmus on 7/31, became the everyday center fielder for the club.
- Overall on the season made 65 starts in center field, 30 in right field and 12 in left field.
- In the month of May hit .397 (31-for-78), the second-best average in the National League for the month...also hit .303 (27-for-89) in July and .303 (27-for-89) in September.
- Was one of six Cardinals to play in all 18 postseason games...snapped an 0-for-16 skid in the World Series by going 2-for-4 in Game Six against Texas, including a 10th-inning hit that resulted in scoring the game-tying run.

2010: Made his Major League debut for St. Louis, playing in 105 games during his rookie campaign with 66 games started.

- Played all three outfield positions with 61 games in right field, 27 in center field and nine in left field.
- Recalled from Triple-A Memphis on 4/26 for his first career call-up and made his Major League debut that day with a pinch-hit appearance.
- Optioned back to Memphis on 6/5 before being recalled for a second and final time on 7/3.
- Finished ranked among National League rookies in batting average (4th, .300) and OBP (4th, .359).
- Over 23 games in July for St. Louis, hit .431 (31-for-72), leading the National League for the month.
- Over 42 total games with Memphis he hit .321 (53-for-165) with a .394 OBP and .491 slugging percentage.

2009: Spent the entire season with Triple-A Memphis, hitting .281 (142-for-505) in 136 games.

- Led all Memphis outfielders with a .996 fielding percentage, committing just one error in 262 total chances.
- In the Triple-A Championship game against Durham, hit a solo home run and scored two runs.
- Tabbed as the best "Hitter for Average" in the Cardinals minor league system by *Baseball America*.
- Following the season, played in 33 games for Leones del Caracas in the Venezuelan Winter League, hitting .323.

2008: Hit a combined .312 (134-for-430) in 112 games between Triple-A Memphis and Double-A Springfield, playing the majority of the season with Springfield.

- Named a Texas League Mid-Season All-Star for Springfield...went 2-for-3 with a double and a walk in the game.
- Promoted to Memphis on 7/29 but was placed on the disabled list on 8/15, missing the remainder of the season with a left shoulder strain.

2007: Missed much of the season with time on the disabled list, playing in 59 games total on the year.

- Began the season with Double-A Springfield...landed on the disabled list on 5/18 with a right shoulder strain... appeared in one game with the Gulf Coast League Cardinals on a rehab assignment before being reinstated from the disabled list with Single-A Palm Beach on 6/24.
- Landed back on the disabled list from 7/10-19 and again on 8/10, missing the remainder of the season with a left shoulder strain.

2006: Made his professional debut with 60 games for Single-A Quad Cities after signing with the Cardinals as a second-round selection in the First-Year Player Draft.

- Hit .339 in July and .361 in August...hit .342 overall on the season with Quad Cities.

PERSONAL

Jonathan Henry Jay...he and his wife, Nikki, reside in Miami, Fla....graduated from Columbus High School (FL) in Miami where he played football and baseball...attended the University of Miami (FL) where he was a three-time All-American and a First-Team-All Atlantic Coast Conference selection...was on the 2005 National USA baseball team...met his wife, Nikki, while at the University of Miami where she played soccer...honored as the Cardinals "Heart & Hustle" nominee for 2011 by the MLB Players Alumni Association...hosted the first Jon Jay Celebrity Bowling Challenge in January 2012 to benefit the Miami-Dade Boys and Girls Club and has hosted the event every year since.

JON JAY'S CAREER BATTING RECORD

YR	CLUB	AVG	G	AB	R	H	2B	3B	HR	RBI	SH	SF	HP	BB	SO	SB	CS	OBP	SLG	E
2006	Quad Cities (A)	.342	60	234	42	80	13	3	3	45	1	2	3	28	27	9	4	.416	.462	0
2007	Springfield (AA)	.235	26	102	17	24	4	2	2	11	0	0	4	11	19	4	1	.333	.373	0
	GCL Cardinals (R)	.500	1	2	0	1	0	0	0	0	0	0	0	0	1	0	0	.500	.500	0
	Palm Beach (A)	.286	32	126	19	36	8	0	2	10	0	1	2	5	25	5	2	.321	.397	0
2008	Springfield (AA)	.306	96	372	57	114	17	3	11	47	7	3	6	39	46	10	7	.379	.457	0
	Memphis (AAA)	.345	16	58	8	20	4	1	1	10	0	0	0	6	10	0	1	.406	.500	0
2009	Memphis (AAA)	.281	136	505	72	142	23	2	10	54	8	5	12	34	64	20	8	.338	.394	1
2010	Memphis (AAA)	.321	42	165	31	53	16	0	4	32	3	2	4	17	22	13	0	.394	.491	1
	ST. LOUIS	.300	105	287	47	86	19	2	4	27	8	1	3	24	50	2	4	.359	.422	1
2011	ST. LOUIS	.297	159	455	56	135	24	2	10	37	9	4	7	28	81	6	7	.344	.424	3
2012	ST. LOUIS	.305	117	443	70	135	22	4	4	40	9	1	15	34	71	19	7	.373	.400	0
	Memphis (AAA)	.429	2	7	3	3	0	1	1	3	0	0	0	1	0	0	0	.500	1.143	0
2013	ST. LOUIS	.276	157	548	75	151	27	2	7	67	9	5	14	52	103	10	5	.351	.370	1
2014	ST. LOUIS	.303	140	413	52	125	16	3	3	46	3	4	20*	28	78	6	3	.372	.378	2
2015	ST. LOUIS	.210	79	210	25	44	5	1	1	10	3	2	11	19	36	0	2	.306	.257	0
	Peoria (A)	.000	3	10	0	0	0	0	0	1	0	0	0	1	0	0	0	.091	.000	0
	Memphis (AAA)	.385	4	13	3	5	0	0	1	1	0	0	0	1	1	2	0	.429	.615	0
Major League Totals		.287	757	2356	325	676	113	14	29	227	41	17	70	185	419	43	28	.354	.384	7
Minor League Totals		.300	418	1594	252	478	85	12	35	214	19	13	31	143	215	63	23	.366	.434	2

*Led league +Tied for league lead @Rehab assignment

WILD CARD GAME RECORD

YR	CLUB	AVG	G	AB	R	H	2B	3B	HR	RBI	SH	SF	HP	BB	SO	SB	CS	OBP	SLG	E
2012	STL at ATL	.000	1	4	0	0	0	0	0	0	0	0	0	0	1	0	0	.000	.000	0

DIVISION SERIES RECORD

YR	CLUB	AVG	G	AB	R	H	2B	3B	HR	RBI	SH	SF	HP	BB	SO	SB	CS	OBP	SLG	E
2011	STL vs. PHI	.167	5	12	0	2	0	0	0	2	1	0	0	3	3	0	0	.333	.167	0
2012	STL vs. WSH	.200	5	20	4	4	0	1	0	4	1	1	0	2	5	2	0	.261	.300	0
2013	STL vs. PIT	.188	5	16	5	3	0	0	0	2	0	0	0	4	4	1	0	.350	.188	0
2014	STL vs. LAD	.455	4	11	1	5	0	0	0	1	1	0	2	1	2	0	0	.571	.455	0
2015	STL vs. CHI	.000	1	1	0	0	0	0	0	0	0	0	0	0	1	0	0	.000	.000	0
Division Series Totals		.233	20	60	10	14	0	1	0	9	3	1	2	10	15	3	0	.356	.267	0

LEAGUE CHAMPIONSHIP SERIES RECORD

YR	CLUB	AVG	G	AB	R	H	2B	3B	HR	RBI	SH	SF	HP	BB	SO	SB	CS	OBP	SLG	E
2011	STL vs. MIL	.240	6	25	7	6	2	0	0	1	0	0	0	3	2	1	0	.321	.320	0
2012	STL vs. SF	.207	7	29	3	6	1	0	0	3	0	0	1	1	5	0	0	.258	.241	1
2013	STL vs. LAD	.222	6	18	0	4	0	0	0	1	0	1	0	0	3	0	0	.211	.222	0
2014	STL vs. SF	.500	5	18	2	9	1	0	0	1	0	0	1	2	1	0	1	.571	.556	0
LCS Totals		.278	24	90	12	25	4	0	0	6	0	1	2	6	11	1	1	.333	.322	1

WORLD SERIES RECORD

YR	CLUB	AVG	G	AB	R	H	2B	3B	HR	RBI	SH	SF	HP	BB	SO	SB	CS	OBP	SLG	E
2011	STL vs. TEX	.111	7	18	1	2	0	0	0	0	1	0	0	0	1	0	1	.111	.111	0
2013	STL vs. BOS	.167	6	18	1	3	0	0	0	0	0	0	0	3	2	1	0	.286	.167	0
World Series Totals		.139	13	36	2	5	0	0	0	0	1	0	0	3	3	1	1	.205	.139	0

CAREER FIELDING

POSITION	PCT.	G	PO	A	E	TC	DP
Outfield	.995	685	1420	19	7	1446	10
Center Field	.996	522	1165	14	5	1184	8
Right Field	.995	157	191	5	1	197	2
Left Field	.985	72	64	0	1	65	0

SINGLE-GAME HIGHS

HITTING STREAK	15 games, September 15, 2013 - April 3, 2014 (14 games from September 15-29, 2013)
HITS	4, four times, last August 13, 2013 vs. Pittsburgh
DOUBLES	2, five times, last September 13, 2015 at Cincinnati
RBI	4, twice, last August 18, 2013 at Chicago (NL)
RUNS SCORED	3, 10 times, last June 16, 2014 vs. New York (NL)
WALKS	3, twice, last August 29, 2012 at Pittsburgh
STRIKEOUTS	3, 11 times, last May 25, 2014 at Cincinnati
STOLEN BASES	2, twice, last August 9, 2012 vs. San Francisco
CAREER WALK-OFF HITS	None

HOME RUNS

CAREER MULTI-HOME RUN GAMES	None
CAREER GRAND SLAMS	None
CAREER PINCH-HIT (2)	April 11, 2011 at Arizona (J.C. Gutierrez) May 4, 2011 vs. Florida (Juan Carlos Oviedo)
CAREER WALK-OFF	None
CAREER LEAD-OFF	None

CAREER TRANSACTIONS

2006	Signed by the St. Louis Cardinals as a second-round selection in the First-Year Player Draft.
2015	Acquired by the San Diego Padres from the Cardinals in exchange for INF Jedd Gyorko and cash considerations, December 8.

MATT KEMP

OUTFIELDER



BATS/THROWS: R/R
OPENING DAY AGE: 31

BORN: September 23, 1984 in Midwest City, OK

RESIDENCE: San Diego, CA

ACQUIRED: From LAD with C Tim Federowicz and cash considerations in exchange for RHPs Zach Eflin and Joe Wieland and C Yasmani Grandal: December 18, 2014

CONTRACT STATUS: Signed through 2019

HEIGHT/WEIGHT: 6-4/210
SERVICE TIME: 9.049

CAREER

2015: In his first year with the Padres led the club in hits (158), games played (154) and RBI (100), his most games played, most hits and most RBI since having a career-high 195 hits and 126 RBI in 2011, the third 100-RBI campaign of his career.

- Became the 14th different Padre in team history to collect 100 RBI in a season (19th time overall) and the first to do so since Chase Headley had a National League leading 115 RBI in 2012.
- His 100 RBI were fourth-most in the National League and ranked 13th overall in Major League Baseball.
- Of his 100 RBI, 35 gave the Padres a lead, tied for the most go-ahead RBI in the Majors in 2015 with Josh Donaldson...15 of his 100 gave the Padres a win, ranking tied with Buster Posey for fifth in the National League for game-winning RBI.
- On 8/14 at COL he hit for the first cycle in his career and in Padres franchise history, coming up with a triple in his final at-bat to complete the cycle...came in the club's 7,444th all-time game.
- Prior to his cycle on 8/14, he had fallen one hit shy of the cycle five times with the most recent on 9/26/12 while with Los Angeles in a game against the Padres (missed a triple)...was the 309th cycle in Major League history.
- Getting the cycle with a triple in his last at-bat, he was the 51st player since full play-by-play data became available in 1974 to hit for the cycle with the triple coming as the final hit, the third to do so in 2015 (also, Shin-Shoo Choo for Texas on 7/21 and Brock Holt for Boston on 6/16).
- Prior to his cycle, a Padre had fallen one hit shy 361 times, including 258 times falling one hit shy by missing the triple.
- Was the 14th in Coors Field's 21 years of history (opened in 1995).
- Hit .326 (30-92) with one home run and 16 RBI over 23 games in April before hitting .186 (21-113) with no home runs and 10 RBI over 29 games in May...from 6/1 through the end of the season hit .274/.326/.501 (107-391) with 22 home runs and 74 RBI.
- Over his first 56 games from 4/6-6/5 he hit one home run before hitting 22 over his final 98 games from 6/6-9/29.
- His 74 RBI from 6/1 through the end of the season ranked 10th in Majors and third in the NL over that stretch...his 22 home runs in that span ranked tied for fourth-most in the National League.
- In 65 games total in the second half he hit .286/.339/.528 (71-248) with 15 home runs and 53 RBI after hitting .250/.291/.382 (87-348) with eight home runs and 47 RBI over 89 games in the first half.
- His 53 RBI in the second-half ranked tied with Anthony Rizzo for 11th in the Majors and third in the National League.
- Hit .282 (24-85) with five home runs and 15 RBI in July, being named the Padres Player of the Month for July by the San Diego Hall of Champions.
- Followed up his July by hitting .304 (31-102) with five home runs and 25 RBI over 26 games in August, before finishing the season by hitting .267 (27-101) with seven home runs and 19 RBI over 26 games in September.
- His 25 RBI in August were the fifth-most in baseball and second-most in the NL...were the most by a Padre since Chase Headley had 31 RBI in August 2012 and the most by a Padre in a single month since Headley's 30 RBI in September 2012...the 25 RBI in August were tied for the second-most for Kemp in any single month of his career.
- Over 79 games at home in 2015 he hit .288 (87-302) with 13 home runs and 48 RBI, the most hits ever by a Padre in a single season at Petco Park, passing Brian Giles' 84 hits at home in 2004, Petco's inaugural year...his 48 RBI at home this past season were the third-most ever by a Padre at Petco, behind Chase Headley's 51 RBI at home in 2012 and Adrian Gonzalez's 49 RBI at home in 2008.
- Started in right field on Opening Day, 4/6, at Dodger Stadium vs. his former team, driving in three runs off of Clayton Kershaw...first player to record three RBI vs. Kershaw since 5/26/13 when Pete Kozma did so for St. Louis.
- Had a season-best 15-game hit streak from 8/7-23, the longest by a Padre in 2015 and his longest since a 16-game hitting streak in 2014...hit .361 (22-61) with four home runs and 17 RBI over the streak.
- Reached base safely in a career-best 31-straight games (via hit, walk or hit by pitch) from 8/7-9/11, hitting .328 (41-125) with 10 home runs and 35 RBI over that stretch...was the longest on-base streak in a single season by a Padre since 2002 when Ryan Klesko reached base safely in 56-straight games.
- In 16 games vs. LAD hit .328 (20-61)...only team had more hits vs. was COL, hitting .356 (26-73) with six home runs and 20 RBI in 19 games vs. COL...20 RBI vs. COL were second-most ever for a Padre in a single season vs. COL, behind Phil Nevin's 29 RBI vs. COL in 2001.

QUICK HIT

- Hit for the first cycle in Padres franchise history on August 14, 2015 at Colorado in the club's 7,444th all-time game.
- Two-time National League All-Star (2011, 2012)...has won a pair of Rawlings Gold Gloves in CF (2009, 2011) and a pair of Silver Sluggers (2009, 2011).
- His 70 outfield assists since 2008 rank third-most in the NL over that time.
- Among all active qualifying players, ranks seventh with a .326 batting average against left-handed pitching.
- Finished second in NL MVP voting in 2011 and was selected as *Baseball America's* Major League Player of the Year...led the Majors with 126 RBI...led the NL with 39 home runs.
- In 2011, became the seventh player in history to finish the season ranked in the top three in homers, average, RBI and stolen bases in their respective leagues, joining Hall-of-Famers Ty Cobb (1907, 1909-11), Honus Wagner (1908), George Sisler (1920), Chuck Klein (1932), Willie Mays (1955) and Hank Aaron (1963).
- First MLB Hit: May 28, 2006 at WSH, single off Jon Rauch
- First MLB Home Run: June 1, 2006 vs. PHI, three-run off Gavin Floyd

Kemp continued:

- Started 120 games batting third in the order, 25 starting fourth and seven batting leadoff.
- Hit his second career leadoff home run on 6/28 vs. ARI, his first since 8/17/08 vs. MIL.
- Drove in a season-high five RBI on 6/6 at CIN, including his second home run of the season to snap a career-long 44-game, 174 at-bat homerless streak.
- Hit the 200th home run of his career on 9/4 vs. LAD.
- Over an 11-game homestand from 8/31-9/10 (including a game made up vs. Colorado after a rain out in July), hit .341 (15-44) with five home runs and 14 RBI, tying the Petco Park record for home runs on a homestand (also, Adrian Gonzalez and Kevin Kousseroff).

2014: Had his fifth career 20-homer season, hitting .287 with 25 home runs, 89 RBI and 77 runs scored in 150 games...over the second half, led the Majors with a .606 slugging percentage while hitting .309 with 17 home runs (third-most in MLB) and 54 RBI (second-most in MLB) in 64 games after the All-Star Break.

- Ranked among National League leaders in home runs (25, T8th), doubles (38, T7th) and slugging (.506, 4th).
- With runners in scoring position, hit .347 (25-for-72).
- Named NL Player of the Month for September, leading the Majors with nine homers and tying for the lead with 25 RBI (also, Adrian Gonzalez).
- Named NL Player of the Week for the week ending 8/3, hitting five homers with nine RBI and posting a .409 average.
- Had his ninth career walk-off hit with a single in the 10th inning on 7/30 vs. ATL.
- Had a 16-game hitting streak from 8/22-9/10, hitting .333 (21-for-63) over the streak...also had an 11-game hit streak from 6/12-23, hitting .395 (17-for-43) in that span.
- In the postseason, hit .353 (6-for-17) with a home run and two RBI in four games during the NLDS vs. STL.
- Acquired by the Padres with Tim Lincecum and cash considerations as part of a five-player trade on 12/18.

2013: Appeared in just 73 games, missing time due to three stints on the DL with injuries to his left ankle and left shoulder.

- Missed time with a strained right hamstring (5/30-6/25), left shoulder AC joint irritation (7/8-21) and a sprained left ankle (7/22-9/16)...shut down for the season on 9/29 with a left ankle injury.
- Hit .320 (24-for-75) against left-handers to go along with a .373 on-base percentage and a .480 slugging percentage.
- On the road, hit .310 (44-for-142) with all six home runs and 25 RBI in 37 games.
- Posted a season-high 14-game hitting streak from 4/30-5/15, batting .328 (19-for-58) during the streak.
- Hit .345 (20-for-58) over his last 17 games of the season, with four homers, four doubles and 15 RBI.
- Posted a .341 (15-for-44) batting average when leading off an inning.
- Underwent a left shoulder clean up on his A-C joint on 10/8 by Dr. Neal ElAttrache at the Kerlan Jobe Clinic in Los Angeles.
- Underwent surgery on his left ankle on 10/21, performed by Dr. Robert Anderson in Charlotte, NC.

2012: Elected to his second-straight National League All-Star team and led the Dodgers with 23 homers in an injury-shortened season, hitting .303 (122-for-403) in 106 games.

- Did not play in the ASG due to injury...did participate in the Home Run Derby and served as captain of the NL squad.
- Named NL Player of the Week for the weeks of 4/4-8 and 4/9-15, becoming the first player to win back-to-back NL Player of the Week honors to begin a season and the first player ever to win the award for three consecutive weeks (dating back to the week of 9/25/11) since the award's inception in 1974...the only other player to capture consecutive Player of the Week awards to begin a season was Tony Armas, who accomplished the feat in the American League in 1981 with the Oakland Athletics.
- For April was unanimously voted as the Budweiser Presents National League Player of the Month, leading the Majors with a .417 average (35-for-84), 12 home runs and an .893 slugging percentage, while topping the NL in RBI (25), hits (35) and runs (24)...his 12 April homers set a Dodgers franchise record and were the fifth-most ever during the month behind Albert Pujols (14, 2006), Alex Rodriguez (14, 2007), Luis Gonzalez (13, 2001) and Ken Griffey, Jr. (13, 1997)...joined Tony Perez (CIN, 1970), Larry Walker (COL, 1997) and Barry Bonds (SF, 2004) as the only four players since 1921 to finish April with a .400 batting average, 10-or-more homers and at least 20 RBI...his 75 total bases in April tied for the eighth-most all-time.
- Had at least one RBI in nine consecutive games from 9/25/11-4/10/12, tying the Dodger franchise record held by Roy Campanella (5/30-6/5 in 1955) and Augie Galan (9/18-28 in 1944).
- Led the club with 11 game-winning RBI, including walk-off home runs on 4/28 vs. WSH and 7/17 vs. PHI.
- Hit 20-or-more homers in his fourth-straight season, becoming the first Dodger to do so since Eric Karros (6, 1995-2000).
- Batted .363 (45-for-124) vs. left-handers, the seventh-best mark in the Majors, with 11 of his 23 homers vs. lefties.
- Hit .292 with runners in scoring position (26-for-89) and batted .331 (58-for-175) with runners on base.
- Hit 150th home run of his career on 9/29 vs. COL with his second of game, his second multi-homer game of the year.
- Had one of the best seasons ever by a Dodger vs. the Padres, batting .406 (26-for-64) in 15 games vs. SD and ranking among the All-Time Los Angeles single-season leaders in home runs (7, T-3rd), RBI (20, T-4th), slugging (.813, 5th).
- Had appeared in a Major League-high 399 consecutive games until sitting out the contest on 5/14...missed a combined 51 games during two DL stints with a left hamstring strain...the club went a combined 24-27 in his absence.
- Underwent left shoulder surgery on 10/5 to repair a tear of the labrum...surgery performed by Dr. Neal ElAttrache.

2011: Finished second in National League Most Valuable Player voting after hitting .324 (195-for-602) with a career-high 39 home runs, 126 RBI, 115 runs scored and 40 stolen bases in 161 games played...led all of Major League Baseball with 126 RBI...led all National Leaguers with 39 home runs.

- Took home several honors, including the 2011 Hank Aaron Award, his second career Rawlings Gold Glove and his second career Louisville Silver Slugger.
- Was also selected as *Baseball America's* Major League Player of the Year, chosen as a Sporting News All-Star and named the National League's Most Outstanding Player in the Players Choice Award voting.
- Chosen by teammates and coaches as the winner of the sixth annual Roy Campanella Award, which is given to the Dodger player who best exemplifies the spirit and leadership of the late Hall of Fame catcher.
- Became the second Dodger to record 30 homers and 30 steals in the same season (Raul Mondesi, 1997, '99).
- Ranked among the National League leaders in batting average (.324, 3rd), home runs (39, 1st), RBI (126, 1st), runs (115, 1st), stolen bases (40, T-2nd), on-base percentage (.399, 4th), slugging percentage (.586, 2nd), hits (195, 2nd), multi-hit games (57, T-1st) and total bases (353, 1st).



Kemp continued:

- Became the seventh player in history to finish the season ranked in the top three in homers, average, RBI and steals in their respective league, joining Hall of Famers Ty Cobb (1907, 1909, 1910, 1911), Honus Wagner (1908), George Sisler (1920), Chuck Klein (1932), Willie Mays (1955) and Hank Aaron (1963).
- Was the first Dodger to lead the National League in home runs and RBI since Dolph Camilli in 1941 and the first Dodger in franchise history to lead the NL in homers, RBI and runs.
- One of five players in Major League history to hit over 30 homers, steal more than 35 bases, drive in more than 100 runs and hit higher than .310, joining Ken Williams (1922), Barry Bonds (1992), Alex Rodriguez (1998) and Vladimir Guerrero (2002).
- Led the Majors with three walk-off home runs (4/17 vs. STL, 4/21 vs. ATL and 8/27 vs. COL).
- Hit .335 with runners in scoring position (10th, NL) and .344 with runners on (3rd).
- Hit .341 (45-for-132) vs. left-handers, fifth in the NL...his .319 average vs. right-handers ranked fourth in the league.
- Batted .322 with 22 homers and 67 RBI in 92 games before the All-Star break and hit .337 with 17 and 59 in 69 games after the Midsummer Classic.
- His .329 average at home ranked seventh in the NL and his .319 mark on the road ranked fourth.
- Led the Dodgers and tied for eighth in the NL with a career-high 74 walks...tied for second in the Majors with 24 intentional walks...set a career high by walking four times on 8/30 vs. SD.
- Went 4-for-7 with a homer and 14 RBI with the bases loaded.
- Hit .330 or higher in four different months: April (.362), June (.375), August (.330) and September (.343).
- Ended the season with the Major League's longest active consecutive games played streak at 365.
- Led all NL center fielders with 11 outfield assists...also led the Major Leagues with 1,380.0 innings played in center.
- Voted to start in the Midsummer Classic and went 1-for-2 with a walk and a run scored in his first All-Star appearance.
- Won NL Player of the Week honors for the week of 9/19-25, after hitting .423 (11-for-26) with three homers, four doubles, seven RBI and nine runs.
- Became the first player in Dodgers' franchise history and the 13th in Major League history with 30 home runs and 40 steals in the same season.
- Agreed to terms on an eight-year contract through 2019 following the season on 11/18.

2010: Played in a career-high 162 games, hitting 28 home runs with 89 RBI and 82 runs scored.

- Led the Dodgers in homers, runs, RBI, games, at-bats (602) and strikeouts (170)...his 28 homers were tied for 13th in the National League.
- Became the 11th Los Angeles Dodger and the seventh outfielder in club history to slug 25-or-more home runs in consecutive seasons...first Dodger to accomplish the feat since Shawn Green in 2001 and 2002.
- Played in all 162 games and ended the year playing in 204 consecutive games, which was the longest active streak in the Major Leagues.
- Among all big league center fielders, ranked third with 28 homers and fourth with 89 RBI.
- Established a new career high with 170 strikeouts, which was tied for fifth in the Major Leagues...surpassed his own Dodger franchise record, which was set in 2008 (153).
- On 6/1, recorded his second career walk-off hit and first career walk-off home run in the Dodgers' 1-0, 10-inning win vs. ARI.
- Set a career high by collecting five hits (5-for-5, HR, 2B) on 8/2 at SD.
- Homered in his last five games (9/28-10/3), establishing a new career best for consecutive games with a home run...earlier in the season, homered in four straight contests from 4/13-16.
- Started 150 of 162 games in center field...his 1,346.0 innings in center ranked second in the NL.

2009: Established career-highs with 26 home runs, 101 RBI, 97 runs scored, 52 walks and 159 games played.

- Ranked third in the NL in stolen bases...was 34-for-42 in stolen-base attempts overall, an 81.0 percent success rate.
- Joined Andre Ethier as the two Dodgers with 100-RBI seasons, the first set of Dodger teammates to do so since 2001 (Shawn Green - 125 and Gary Sheffield - 100)...reached the 100-RBI plateau on 9/24 at WSH with a three-run homer.
- Became the first Dodger in franchise history with at least 25 homers, 100 RBI and 30 stolen bases in a season.
- With 26 homers and 34 steals, became the first Dodger to hit 20 homers with 20 stolen bases since Shawn Green in 2001...became just the eighth player in franchise history to accomplish the feat, joining Babe Herman (1929), Willie Davis (1962), Davey Lopes (1979), Pedro Guerrero (1982-83), Kirk Gibson (1988), Raul Mondesi (1995, 1997, and 1999) and Green (2000-2001).
- Ranked third in the Majors with 14 outfield assists...only Boston's Jason Bay and Houston's Hunter Pence had more with 15.
- Belted three grand slams, which tied him for second in the Majors with Ryan Howard, Hanley Ramirez and Cody Ross, trailing only Albert Pujols' five...hit grand slams on 4/19 vs. COL, 5/7 vs. WSH and 7/10 at MIL to run his career total to four.
- Homered in a career-high four straight games from 8/29-9/1...including that four-game streak, homered in five of six games from 8/27-9/1...became the first Dodger to hit a homer in four straight games since Hee-Seop Choi did so from 6/10-14 in 2005.
- Homered on Opening Day, 4/6 at SD, a solo shot in the seventh off Jake Peavy that closed out the scoring in the Dodgers' 4-1 win.
- Dodgers went 19-6 in games he homered.
- Batted .362 (50-for-138) against left-handers to rank sixth in the NL.
- Led the team with 49 multi-hit games, one more than Andre Ethier...also logged a team-best 16 games with three-or-more hits.
- Opened the season with a 14-game hitting streak from 4/6-21, batting .392 (20-for-51) with five doubles, two triples, three home runs, 14 RBI and 12 runs scored...was the longest season-opening streak in the Majors.
- Logged a career-high five consecutive multi-hit games from 7/5-10, batting .619 (13-for-21).
- Had a 10-game hitting streak from 5/27-6/5, batting .438 (14-for-32) with two homers and two RBI...had a 13-game hitting streak 9/7-22, hitting .291 (16-for-55) with nine RBI and 13 runs scored.
- Had 10 RBI in extra innings, which was the most in baseball since Juan Gonzalez had 11 in 1991 with Texas...became the first NL player with a double-digit extra-inning RBI season since Tim Lincecum had 11 for the Expos in 1982.
- Collected five RBI in a game four times, joining Albert Pujols as the only players in baseball with four games with at least five RBI...had five RBI on 4/19 vs. COL, 5/7 vs. WSH, 8/2 at ATL and 8/4 vs. MIL.
- Led the Dodgers in August with 27 RBI and 22 runs scored in 28 games...batted .313 (35-for-112) during the month, second to Andre Ethier's .333 average (38-for-114).
- Belted two homers and four RBI during the 2009 Postseason...started all eight contests in CF.

2008: Enjoyed a breakout season, batting .290 with 38 doubles, 18 home runs, 76 RBI and 35 stolen bases in a career-high 155 games played.

- Started 144 games, the highest total among the club's outfielders...started 92 times in CF and 52 times in RF.
- Finished tied for seventh in the National League in steals with Florida's Hanley Ramirez...became the youngest Dodger to steal at least 35 bases since Mariano Duncan swiped 38 bags in 1985 as a 22-year-old.
- Established a Dodger franchise single-season record with 153 strikeouts, breaking the previous mark of 149 set by Billy Grabarkewitz in 1970...ranked sixth in the NL in strikeouts.
- Was the club's primary leadoff hitter during July and August, starting in the leadoff spot in 39 of 52 games from 7/1-8/28 (Juan Pierre hit leadoff in the other 13 games)...batted .291 (50-for-172) with 10 doubles, five homers, 16 RBI and 27 runs scored in those 39 games.
- Finished tied for second in the Majors with 16 outfield assists behind only Nick Markakis (17)...tied for third on the Los Angeles Dodger single-season list behind Frank Howard (19 in 1962) and Gary Sheffield (17 in 2001).
- Hit .369 (62-for-168) against left-handers to rank fifth in the Majors.
- Had a team-best 51 RBI and 80 hits and a team-high 46 runs scored after the All-Star break.
- Hit safely in 26 of 27 games from 7/1-8/1, batting .321 (36-for-112) with 15 RBI.
- Had a 19-game hitting streak from 7/9-8/1 (.359, 28-for-78)...was the longest by a Dodger since Nomar Garciaparra's 22-game hit streak from 6/16-7/13 in 2006...also had a 12-game hitting streak from 4/25-5/7, when he hit .400 (20-for-50) with 19 RBI.
- With his 30th steal on 8/30 at ARI, became just the fifth Los Angeles Dodger to record at least 30 doubles and 30 stolen bases in the same season...joined Steve Sax (43 doubles and 40 steals in 1986), Rafael Furcal (37 steals and 32 doubles in 2006), Raul Mondesi (32 steals and 42 doubles in 1997) and Bill Buckner (31 steals and 30 doubles in 1974).
- Named the Bank of America National League Player of the Week for the week of 4/28-5/4, hitting .407 (11-for-27) with four doubles, 11 RBI and seven runs.
- Hit a grand slam on 4/26 vs. COL off Mark Redman as part of a 10-run first inning...established a career-high five RBI that day with all five coming in the same inning to a Los Angeles Dodgers record, also held by Jeff Kent and Dusty Baker.
- On 6/5, was suspended by Major League Baseball for four games for his involvement in a 6/2 scuffle with Colorado's Yorvit Torrealba...tussle began after Torrealba tagged Kemp on a dropped-third strike...suspension was later reduced to two games.

2007: Made his first career Opening Day roster and went to post the fourth-highest single-season batting average (.342) in Los Angeles Dodger history (min. 300 PA), behind Mike Piazza (.362 in 1997), Tommy Davis (.346 in 1962) and Piazza (.346 in 1995).

- His .342 average was the best in the National League and third-highest mark in baseball among players with 300-or-more plate appearances, behind only Magglio Ordonez (.363) and Ichiro Suzuki (.353).
- Began the season hitting .429 (6-for-14) in five games, but went on the 15-day disabled list on 4/10 with a mild shoulder separation suffered while crashing into the right field wall during the home opener on 4/9.
- Activated from the DL and optioned to Triple-A Las Vegas on 4/27...hit .339 with four homers and 20 RBI for the 51s...recalled from Las Vegas for good on 6/8.
- Against left-handed pitching, hit .390 (39-for-100)...hit .333 (26-for-78) with runners in scoring position.
- Started batting in the No. 3 spot in August, hitting .398 with four homers and 17 RBI in that slot.
- Appeared in 88 games in RF and made four errors in 135 total chances...also played six errorless games in CF.
- On 6/12 vs. NYM, hit the first Loge Level home run at Dodger Stadium since Olmedo Saenz did so on 7/27/05...was the second of back-to-back-to-back home runs off John Maine.
- In Dodger victories, hit .427 (64-for-150) with seven homers and 33 RBI...hit .373 with four homers and 36 RBI with runners on base...hit .352 (51-for-145) on the road...batted .400 (36-for-90) in day games.
- Drove in a run in six consecutive games from 8/14-22, equaling the Dodger season high.

2006: Began the year at Double-A Jacksonville after an invitation to Major League Spring Training.

- Recalled on 5/28 when he was hitting .327 with seven homers, 34 RBI and 11 steals while leading Jacksonville in nine offensive categories.
- Made his Major League debut on 5/28 at WSH and went 1-for-4...collected his first big league hit with a single in the eighth inning off Nationals' reliever Jon Rauch.
- Registered his first RBI, stolen base, multi-hit game and multi- RBI game on 5/29 at ATL.
- Slugged his first Major League homer on 6/1 in his second Dodger Stadium at-bat off Philadelphia's Gavin Floyd...homered in three straight games from 6/1-3 vs. PHI.
- Homered twice off Rockies' starter Aaron Cook in the Dodgers' 6-5 win on 6/11 to record his first multi-homer game.
- According to SABR's David Vincent, became the first Dodger and fifth Major Leaguer in history to hit seven homers in his first 18 days in the Majors, joining the Yankees' Dusty Rhodes (1952), the Cubs' Mandy Brooks (1925), Pittsburgh's Dino Restelli (1949) and Seattle's Alvin Davis (1984).
- Became the first Dodger to hit four homers in his first 10 games with the team since Jimmy Wynn in 1974, though Wynn was not a rookie (ELIAS).
- Joined Dick Gray (1958) as the only Dodger to launch three homers in his first seven days in the Major Leagues.
- Homered to tie the game in his first-career pinch-hit appearance on 6/14 at SD.
- Optioned to Triple-A Las Vegas on 7/14...in 44 games for the 51s, hit .368 with three homers, 36 RBI and 14 stolen bases...recalled on 9/1.
- Ranked by Foxsports.com as the 40th-best prospect in baseball entering the season.
- Rated as the Best Athlete in the Dodger farm system by *Baseball America* heading into the season.
- Played for the Estrellas de Oriente and Tigres de Licey in the Dominican Winter League, following the season.

2005: Spent the entire season with Single-A Vero Beach, hitting .306 with 27 home runs, 90 RBI, 76 runs scored and 23 stolen bases in 109 games played.

- Set Single-A Vero Beach franchise records in home runs (27) and slugging percentage (.569).
- Led the Vero Beach Dodgers in RBI (90) and total bases (238), while sharing the lead in steals (23).
- Selected to the Florida State League post-season All-Star team as a designated hitter.
- Named the Florida State League Player of the Week for 5/16-22.

Kemp continued:

- Named the Topps Florida State League Player of the Month for July.
- Named the Dodgers' Minor League Player of the Month for August.
- Played for the Phoenix Desert Dogs in the Arizona Fall League after the season, helping them to the AFL championship...went 4-for-4 with two home runs in the AFL Championship game.
- Finished the AFL hitting .383 with three home runs, 16 RBI and a .414 on-base percentage.
- Ranked as the eighth-best prospect in the Dodger minor league system by *Baseball America*.
- Rated as the Best Athlete in the Dodger farm system by *Baseball America*.

2004: In a combined 123 games for Single-A Columbus and Vero Beach, hit .293 with 18 home runs, 27 doubles and 75 RBI...played 113 games in right field.

- On 7/23 at Rome, hit three home runs and drove in five runs.
- Was batting .304 in 15 games for Columbus before being promoted to Vero Beach.
- Named the Florida State League Player of the Week for 8/23-29.

2003: Began his professional career with the Gulf Coast League Dodgers, hitting .270 with one home run and 17 RBI in 43 games.

PERSONAL

Matthew Ryan Kemp...stays active with his home state of Oklahoma through holiday visits and donations of winter gear, toys, and educational aids for local mobile home parks and Positive Tomorrows, a school for children of homeless families...made a donation to the Regional Bank of Oklahoma during the 2010 offseason as part of his "Score Against Hunger" campaign and to 2013 tornado relief efforts...made special Christmas visits to Sweet Alice in Watts and City of Hope Hospital in Duarte during the 2011 offseason...honored by the Negro Leagues Museum in January 2012 with a Legacy Award...served as grand marshal of the 2013 LA Kingdom Day parade in recognition of Martin Luther King Jr...was recruited by the University of Oklahoma as a basketball player...originally signed by Dodgers' scout Mike Leuzinger.

MATT KEMP'S CAREER BATTING RECORD

YR	CLUB	AVG	G	AB	R	H	2B	3B	HR	RBI	SH	SF	HP	BB	SO	SB	CS	OBP	SLG	E
2003	GCL Dodgers (R)	.270	43	159	11	43	5	2	1	17	0	2	0	7	25	2	1	.298	.346	1
2004	Columbus (A)	.288	111	423	67	122	22	8	17	66	1	5	5	24	100	8	7	.330	.499	8
	Vero Beach (A)	.351	11	37	5	13	5	0	1	9	0	1	0	4	12	2	1	.405	.568	1
2005	Vero Beach (A)	.306	109	418	76	128	21	4	27	90	1	5	5	25	92	23	6	.349	.569	5
2006	Jacksonville (AA)	.327	48	199	38	65	15	2	7	34	0	0	5	20	38	11	2	.402	.528	2
	LOS ANGELES-NL	.253	52	154	30	39	7	1	7	23	0	3	0	9	53	6	0	.289	.448	5
2007	Las Vegas (AAA)	.368	44	182	37	67	14	6	3	36	1	0	2	17	26	14	3	.428	.560	1
	LOS ANGELES-NL	.342	98	292	47	100	12	5	10	42	0	3	0	16	66	10	5	.373	.521	4
2008	Las Vegas (AAA)	.329	39	161	32	53	16	3	4	20	0	1	2	10	26	9	2	.374	.540	1
	LOS ANGELES-NL	.290	155	606	93	176	38	5	18	76	1	3	1	46	153	35	11	.340	.459	3
2009	LOS ANGELES-NL	.297	159	606	97	180	25	7	26	101	0	6	3	52	139	34	8	.352	.490	2
2010	LOS ANGELES-NL	.249	162*	602	82	150	25	6	28	89	0	9	4	53	170	19	15	.310	.450	5
2011	LOS ANGELES-NL	.324	161	602	115*	195	33	4	39*	126*	0	7	6	74	159	40	11	.399	.586	5
2012	LOS ANGELES-NL	.303	106	403	74	122	22	2	23	69	0	3	3	40	103	9	4	.367	.538	1
	Albuquerque (AAA)@	.500	4	16	6	8	2	0	2	6	0	0	0	0	2	0	0	.500	1.000	0
2013	Rancho Cuc. (A)@	.429	4	14	2	6	1	0	0	4	0	0	0	2	4	0	0	.500	.500	0
	LOS ANGELES-NL	.270	73	263	35	71	15	0	6	33	0	3	2	22	76	9	0	.328	.395	5
2014	Albuquerque (AAA)@	.182	3	11	3	2	2	0	0	0	0	0	0	1	6	1	0	.250	.364	0
	Rancho Cuc. (A)@	.000	5	18	0	0	0	0	0	0	0	0	0	1	7	0	1	.053	.000	0
2015	LOS ANGELES-NL	.287	150	541	77	155	38	3	25	89	0	6	0	52	145	8	5	.346	.506	7
2015	SAN DIEGO	.265	154	596	80	158	31	3	23	100	0	8	5	39	147	12	2	.312	.443	8
Major League Totals		.289	1270	4665	730	1346	246	36	205	748	1	51	24	403	1211	182	61	.345	.489	45
Minor League Totals		.310	421	1638	277	507	103	25	62	282	3	14	19	111	338	70	23	.357	.516	19

*Led league +Tied for league lead @Rehab assignment

DIVISION SERIES RECORD

YR	CLUB	AVG	G	AB	R	H	2B	3B	HR	RBI	SH	SF	HP	BB	SO	SB	CS	OBP	SLG	E
2008	LAD vs. CHI	.154	3	13	0	2	2	0	0	1	0	0	0	0	5	0	0	.154	.308	0
2009	LAD vs. STL	.143	3	14	2	2	0	0	1	2	0	0	0	0	8	0	0	.143	.357	0
2014	LAD vs. STL	.353	4	17	1	6	0	0	1	2	0	0	0	0	3	0	0	.353	.529	0
Division Series Totals		.227	10	44	3	19	2	9	2	5	9	9	9	9	16	0	0	.227	.409	0

LEAGUE CHAMPIONSHIP SERIES RECORD

YR	CLUB	AVG	G	AB	R	H	2B	3B	HR	RBI	SH	SF	HP	BB	SO	SB	CS	OBP	SLG	E
2008	LAD vs. PHI	.333	5	15	1	5	1	0	0	0	0	0	0	4	4	0	1	.474	.400	1
2009	LAD vs. PHI	.250	5	20	2	5	0	0	1	2	0	0	0	1	8	0	1	.286	.400	0
LCS Totals		.286	10	35	3	10	1	0	1	2	0	0	0	5	12	0	2	.375	.400	1

ALL-STAR RECORD

YR	CLUB	AVG	G	AB	R	H	2B	3B	HR	RBI	SH	SF	HP	BB	SO	SB	CS	OBP	SLG	E
2011	NL vs. AL (at ARI)	.500	1	2	1	1	0	0	0	0	0	0	0	1	0	0	0	.667	.500	0
2012	NL vs. AL (at KC)																			

Did not play

CAREER FIELDING

POSITION	PCT.	G	PO	A	E	TC	DP
Outfield	.982	1230	2395	74	45	2514	21
Center Field	.985	827	1712	48	26	1786	15
Right Field	.974	376	605	24	17	646	5
Left Field	.976	55	78	2	2	82	1

SINGLE-GAME HIGHS

HITTING STREAK	19 games, July 9 - August 1, 2008
HITS	5, August 2, 2010 vs. San Diego
DOUBLES	3, September 22, 2011 vs. San Francisco
RBI.....	6, June 4, 2011 at Cincinnati
RUNS SCORED.....	4, twice, last April 21, 2010 at Cincinnati
WALKS.....	4, August 30, 2011 vs. San Diego
STRIKEOUTS.....	4, five times, last June 10, 2014 at Cincinnati
STOLEN BASES.....	3, April 9, 2011 at San Diego
CAREER WALK-OFF HITS.....	Nine, last July 30, 2014 vs. Atlanta (single off of David Hale)

HOME RUNS

CAREER MULTI-HOME RUN GAMES (7).....	June 11, 2006 at Colorado (Aaron Cook) April 19, 2009 vs. Colorado (Matt Belisle and Huston Street) June 4, 2011 at Cincinnati (Johnny Cueto and Logan Ondrusek) April 14, 2012 vs. San Diego (Joe Wieland) September 29, 2012 vs. Colorado (Tyler Chatwood and Josh Roenicke) April 6, 2014 vs. San Francisco (Matt Cain) July 29, 2014 vs. Atlanta (Aaron Harang and Anthony Varvaro)
CAREER GRAND SLAMS (6).....	April 26, 2008 vs. Colorado (Mark Redman) April 19, 2009 vs. Colorado (Matt Belisle) May 7, 2009 vs. Washington (Jordan Zimmermann) July 10, 2009 at Milwaukee (Carlos Villanueva) September 29, 2010 at Colorado (Jhoulys Chacin) June 4, 2011 at Cincinnati (Logan Ondrusek)
CAREER PINCH-HIT (2).....	June 14, 2006 at San Diego (Scott Linebrink) June 10, 2011 at Colorado (Matt Belisle)
CAREER WALK-OFF (6).....	June 1, 2010 vs. Arizona (J.C. Gutierrez) April 17, 2011 vs. St. Louis (Ryan Franklin) April 21, 2011 vs. Atlanta (Cristhian Martinez) August 27, 2011 vs. Colorado (Jason Hammel) April 28, 2012 vs. Washington (Tom Gorzelanny) July 18, 2012 vs. Philadelphia (Jake Diekman)
CAREER LEAD-OFF (2).....	August 17, 2008 vs. Milwaukee (Jeff Suppan) June 28, 2015 vs. Arizona (Chase Anderson)

CAREER TRANSACTIONS

2003.....	Signed by the Los Angeles Dodgers as a sixth-round selection in the First-Year Player Draft.
2014.....	Acquired by the San Diego Padres from the Dodgers along with C Tim Federowicz and cash considerations in exchange for RHPs Zach Eflin and Joe Wieland and C Yasmani Grandal, December 18.

**ERIK KRATZ****CATCHER****BATS/THROWS:** R/R**OPENING DAY AGE:** 35**BORN:** June 15, 1980 in Telford, PA**RESIDENCE:** Harrisonburg, VA**ACQUIRED:** Signed as a minor league free agent: November 8, 2015**CONTRACT STATUS:** Signed through 2016**HEIGHT/WEIGHT:** 6-4/245**SERVICE TIME:** 3.075**NON-ROSTER INVITEE****CAREER**

2015: Split the season between the Royals organization and Phillies, also missing time with a stint on the 15-day disabled list.

- Made the Royals Opening Day roster, playing with Kansas City before landing on the 15-day DL on 5/6 with plantar fasciitis in his left foot...reinstated from the DL after a rehab assignment and was designated for assignment on 6/11 and claimed off waivers by the Boston Red Sox on 6/21 before being designated for assignment by the Red Sox on 6/25 and outrighted to Triple-A Pawtucket where he refused his assignment and elected free agency.
- Signed as a minor league free agent with Seattle on 7/2 and played in 10 games for Triple-A Tacoma before being released by the Mariners on 7/15.
- Signed as a minor league free agent with Philadelphia on 7/17, spending the remainder of the season in the Phillies organization.
- Hit .312 in 26 games for Triple-A Lehigh Valley before having his contract selected by Philadelphia on 9/1, spending the remainder of the season with the Major League club.
- Following the season, signed with the Padres as a minor league free agent on 11/8/15.

2014: Began the season with the Toronto Blue Jays, playing in 34 games total for Toronto and 27 for Triple-A Buffalo before being acquired by the Royals on 7/28 along with RHP Liam Hendriks in exchange for INF Danny Valencia.

- Made the Blue Jays Opening Day roster...had four separate stints with the Blue Jays before being acquired by the Royals.
- After being acquired by Kansas City, spent the remainder of the season with the Major League club.
- Was active on the Royals postseason roster but did not play.

2013: Played the entire season with the Phillies aside from one stint on the disabled list with a rehab assignment between Double-A Reading and Triple-A Lehigh Valley.

- Made his first career Opening Day roster with Philadelphia and played in a career-high 68 games.
- Missed action after undergoing surgery on his left knee from 6/9-7/19.
- Committed just one error in 441 total chances for a .998 fielding percentage, which ranked fourth in the National League among backstops with at least 400 chances on the year.

2012: Split the season between Triple-A Lehigh Valley and the Major League club for the Phillies.

- The Phillies were 23-15 in his 38 starts for the Big league club (.605 winning percentage)...threw out 12 of 30 (40%) attempted base stealers.
- Hit a ninth-inning, game-tying home run off Craig Kimbrel against Atlanta on 8/31, the first home run that Kimbrel had ever allowed on an 0-2 pitch.

2011: Spent the majority of the season with Triple-A Lehigh Valley, hitting .288 (103-for-358) in 103 games, also seeing time with the Big League club.

- Named to the International League All-Star Game for the third straight year.
- Finished third among International League catchers in batting average.
- Selected by Philadelphia in September, appearing in two games total for the Phillies.

2010: Made his Major League debut for the Pirates with nine games, spending the majority of the season with Triple-A Indianapolis.

- Began the season in the minors before being selected by the Pirates on 7/16 for his first career call-up.
- Made his Major League debut on 7/17 with a start, going 2-for-4 in the game.
- With Indianapolis, pitched a scoreless 15th inning on 4/26 to earn a save at Louisville.
- Named an International League All-Star for the second straight year.

2009: Played the entire season with Triple-A Indianapolis, hitting .273 (87-for-319) over 93 games played.

- Named an International League All-Star as well as a Post-Season All-Star.
- Received the "Top Star" of the Triple-A All-Star Game, going 2-for-2 with a walk, a double and a two-run home run in the International League's 6-5 win over the Pacific Coast League in Portland, Ore.

2008: Split the season between Double-A New Hampshire and Triple-A Syracuse, hitting a combined .239 (59-for-247) with 16 home runs and 43 RBI in 73 total games played.

QUICK HIT

- **First MLB Hit:** July 17, 2010 vs. HOU, single of Bud Norris (Major League debut)
- **First MLB Home Run:** May 22, 2012 vs. WSH, pinch-hit off Tom Gorzelanny

2007: Split the year between Double-A New Hampshire and Triple-A Syracuse, hitting a combined .235 (64-for-272) with 13 home runs and 49 RBI over 84 total games played.

2006: Played the majority of the season with Double-A New Hampshire with 71 games there, also playing in 12 games for Triple-A Syracuse.

2005: Spent the entire campaign with Double-A New Hampshire, hitting .205 (60-for-292) with 10 doubles, 11 home runs and 34 RBI in 91 games played.

- Following the season, played for the Peoria Saguaros in the Arizona Fall League.

2004: Hit a combined .299 (29-for-97) over 29 games between three different levels in the Blue Jays system.

- Missed time while on the seven-day disabled list from 4/15-25.

2003: In his second season, hit .306 (55-for-180) over 58 games total between Single-A Auburn, Single-A Charleston and Double-A New Haven.

2002: Played his first professional season with Rookie-Level Medicine Hat, hitting .275 (39-for-142) with four home runs and 11 RBI in 44 games played.

- Hit a home run in his first professional at-bat on 6/20 vs. Billings.

PERSONAL

Erik Floyd Kratz...he and his wife, Sarah, have three children, Brayden, Ethan and Avery Grace...played for the Major League All-Star team in its 2014 Tour of Japan...is a 1998 graduate of Christopher Dock High School (PA)...earned a degree in business administration from Eastern Mennonite University (VA), graduating in 2002, where he hit .415 with 33 home runs and 159 RBI during his four-year collegiate career...originally signed by Toronto Blue Jays' scout Chip Lawrence.

ERIK KRATZ'S CAREER BATTING RECORD

YR	CLUB	AVG	G	AB	R	H	2B	3B	HR	RBI	SH	SF	HP	BB	SO	SB	CS	OBP	SLG	E
2002	Medicine Hat (R)	.275	44	142	20	39	5	0	4	11	0	0	3	6	32	0	1	.318	.394	3
2003	Charleston (A)	.316	8	19	0	6	3	0	0	2	0	0	2	1	7	0	0	.409	.474	0
	Auburn (A)	.312	49	157	25	49	15	0	5	26	0	1	6	21	31	0	1	.411	.503	1
	New Haven (AA)	.000	1	4	0	0	0	0	0	0	0	0	0	0	1	0	0	.000	.000	0
2004	Dunedin (A)	.286	15	49	6	14	4	0	1	6	0	0	1	2	16	0	0	.327	.429	1
	New Hamp. (AA)	.333	4	9	1	3	1	0	0	0	0	0	1	2	2	0	0	.500	.444	0
	Auburn (A)	.308	10	39	5	12	6	0	10	0	1	0	1	8	0	0	0	.317	.462	0
2005	New Hamp. (AA)	.205	91	292	27	60	10	0	11	34	3	4	6	27	86	2	0	.283	.353	6
2006	New Hamp. (AA)	.225	71	258	34	58	10	0	6	27	1	1	8	16	54	1	0	.290	.333	3
	Syracuse (AAA)	.250	12	40	12	10	2	0	1	7	0	2	0	5	4	0	0	.319	.375	0
2007	New Hamp. (AA)	.250	49	160	22	40	15	1	8	30	2	3	5	12	33	0	0	.317	.506	1
	Syracuse (AAA)	.214	35	112	10	24	2	0	5	19	3	0	1	8	28	0	1	.273	.366	3
2008	New Hamp. (AA)	.245	33	102	15	25	5	0	7	19	0	2	4	13	26	2	0	.347	.500	2
	Syracuse (AAA)	.234	40	145	20	34	11	1	9	24	1	1	2	9	33	1	0	.287	.510	4
2009	Indianapolis (AAA)	.273	93	319	45	87	30	0	11	43	0	2	1	31	72	7	0	.337	.470	6
2010	Indianapolis (AAA)	.274	70	230	30	63	22	1	9	41	0	3	9	32	54	1	2	.380	.496	7
	PITTSBURGH	.118	9	34	2	4	0	0	0	1	0	0	0	2	9	0	0	.167	.118	0
2011	Lehigh Valley (AAA)	.288	103	358	56	103	19	0	15	53	0	2	11	38	72	2	0	.372	.466	8
	PHILADELPHIA	.333	2	6	0	2	1	0	0	0	0	0	0	0	1	0	0	.333	.500	0
2012	Lehigh Valley (AAA)	.266	37	124	17	33	10	0	8	30	0	4	3	10	20	0	0	.326	.540	1
	PHILADELPHIA	.248	50	141	14	35	9	0	9	26	0	3	2	11	34	0	0	.306	.504	1
2013	PHILADELPHIA	.213	68	197	21	42	7	0	9	26	0	2	1	18	45	0	0	.280	.386	1
	Lehigh Valley (AAA)	.167	3	12	0	2	1	0	0	1	0	0	0	0	1	0	0	.167	.250	0
	Reading (AA)	.000	1	4	0	0	0	0	0	0	0	0	0	0	1	0	0	.000	.000	0
2014	TORONTO	.198	34	81	8	16	3	0	3	10	0	0	0	3	12	0	0	.226	.346	0
	Buffalo (AAA)	.299	27	87	13	26	10	0	3	17	1	3	0	9	18	0	1	.354	.517	2
	KANSAS CITY	.276	13	29	4	8	1	0	2	3	0	1	0	1	10	0	0	.290	.517	0
2015	KANSAS CITY	.000	4	4	0	0	0	0	0	1	0	1	0	0	2	0	0	.000	.000	0
	Omaha (AAA)	.214	15	56	7	12	2	0	4	12	0	1	0	5	9	0	0	.274	.464	1
	Tacoma (AAA)	.205	10	39	3	8	4	0	0	5	0	0	1	3	7	0	0	.279	.308	0
	Lehigh Valley (AAA)	.312	26	77	14	24	8	1	3	15	0	2	0	18	18	1	0	.433	.558	1
	PHILADELPHIA	.227	12	22	3	5	2	0	0	2	0	0	0	1	3	0	0	.261	.318	0
Major League Totals		.218	192	514	52	112	23	0	23	69	0	7	3	36	116	0	0	.270	.397	2
Minor League Totals		.258	847	2834	382	732	195	4	110	432	11	32	64	269	633	17	6	.333	.446	50

*Led league +Tied for league lead @Rehab assignment

CAREER FIELDING

POSITION	PCT.	G	PO	A	E	TC	DP
Catcher	.998	154	1033	73	2	1108	11
First Base	1.000	2	15	0	0	15	2
Career Total	.998	162	1048	73	2	1123	13

SINGLE-GAME HIGHS

HITTING STREAK.....	Five games, four times, last May 30 - June 11, 2014
HITS	3, three times last August 31, 2012 at Atlanta
DOUBLES	2, July 25, 2012 vs. Milwaukee
RBI.....	3, five times, last September 29, 2013 at Atlanta
RUNS SCORED	2, five times, last August 18, 2014 at Minnesota
WALKS	2, May 21, 2013 at Miami
STRIKEOUTS.....	4, April 7, 2013 vs. Kansas City
CAREER WALK-OFF HITS.....	None

HOME RUNS

CAREER MULTI-HOME RUN GAMES (1).....	August 18, 2014 at Minnesota (Anthony Swarzak and Ryan Pressly)
CAREER GRAND SLAMS	None
CAREER PINCH-HIT (4).....	May 22, 2012 vs. Washington (Tom Gorzelanny) July 24, 2012 vs. Milwaukee (Manny Parra) March 31, 2014 at Tampa bay (David Price) August 18, 2014 at Minnesota (Anthony Swarzak)
CAREER LEADOFF	None

CAREER TRANSACTIONS

2002.....	Signed by the Toronto Blue Jays as a 29th-round selection in the First-Year Player Draft.
2009.....	Signed by the Pittsburgh Pirates as a minor league free agent, January 12.
2010.....	Signed by the Philadelphia Phillies as a minor league free agent, December 1.
2013.....	Acquired by the Toronto Blue Jays with RHP Rod Barajas in exchange for RHP Brad Lincoln, December 3.
2014.....	Acquired by the Kansas City Royals with RHP Liam Hendriks in exchange for INF Danny Valencia, July 28.
2015.....	Claimed off waivers by the Boston Red Sox, June 21.
2015.....	Signed by the Seattle Mariners as a minor league free agent, July 2.
2015.....	Released by the Seattle Mariners, July 15.
2015.....	Signed by the Philadelphia Phillies as a minor league free agent, July 20.
2015.....	Signed by the San Diego Padres as a minor league free agent, November 8.



MANUEL MARGOT

OUTFIELDER
BATS/THROWS: R/R

OPENING DAY AGE: 21

BORN: September 28, 1994 in San Cristobal, Dominican Republic

RESIDENCE: San Cristobal, Dominican Republic

ACQUIRED: From BOS along with INF Javier Guerra, INF Carlos Asuaje and LHP Logan Allen in exchange for RHP Craig Kimbrel; November 13, 2015

CONTRACT STATUS: Signed through 2016

HEIGHT/WEIGHT: 5-11/180

SERVICE TIME: 0.000

CAREER

2015: Split the season between Single-A Salem and Double-A Portland, hitting a combined .276 (121-for-439) with 27 doubles, nine triples, six home runs, 50 RBI, 73 runs scored and 39 stolen bases in 110 games played.

- Began the season with Salem, hitting .282 (51-for-181) in 46 games before earning a promotion to Portland on 6/22.
- Had one stint on the seven-day disabled list from 5/10-30.
- Selected to play in Major League Baseball's 2016 All-Star Futures Game, starting in center field for the World Team.
- On 9/6 hit for the cycle for Portland, going 4-for-5 with five RBI.
- Following the season, played for Este in the Dominican Winter League, hitting .218 (17-for-78) in 25 games.

2014: Hit a combined .293 (123-for-420) with 25 doubles, five triples, 12 home runs, 59 RBI, 65 runs scored and 42 stolen bases in 115 total games played between Single-A Greenville and Single-A Salem.

- Began the season with Greenville, hitting .286 (106-for-370) with 35 extra-base hits, 45 RBI, 61 runs scored and 39 stolen bases in 99 games before earning a promotion to Salem.
- In 16 games for Salem, hit .340 (17-for-50).
- Combined for a .356 on-base percentage and .462 slugging percentage on the season.
- Ranked as the 72nd-best prospect in baseball by *Baseball America*, following the season.
- In three playoff games for Salem, went 1-for-11 (.091) with a double, a walk and a run scored.
- Following the year, played in two games for Este in the Dominican Winter League, but did not bat.
- Named an Organization All-Star for the Red Sox by MiLB.com, following the season.

2013: Spent the entire season with Single-A Lowell, playing in 49 games total and hitting .270 (50-for-185) with 11 extra-base hits, 21 RBI, 29 runs scored and 18 stolen bases.

- Missed time while on the seven-day disabled list from 7/25-8/16.
- Had a streak of 27-straight games reaching base from 6/19-7/18, hitting .292 (28-for-96) over that streak...tied for the longest on-base streak in the New York-Penn League.

2012: Made his professional debut with the Red Sox Dominican Summer League affiliate, hitting .285 (74-for-260) with 21 extra-base hits, 45 RBI and 49 runs scored with 33 stolen bases in 68 games played.

- Ranked third in the Dominican Summer League in stolen bases...named a DSL All-Star after the season.
- In his first professional game, went 3-for-5 with a triple, home run and six RBI on 6/2.

PERSONAL

Manuel Margot...signed with the Red Sox as an international free agent on July 2, 2011...originally signed by Red Sox scouts Manny Nanita and Craig Shipley.

MANUEL MARGOT'S CAREER BATTING RECORD

YR	CLUB	AVG	G	AB	R	H	2B	3B	HR	RBI	SH	SF	HP	BB	SO	SB	CS	OBP	SLG	E
2012	DSL Red Sox (R)	.285	68	260	49	74	10	7	4	45	0	5	8	36	25	33	9	.382	.423	3
2013	Lowell (A)	.270	49	185	29	50	8	2	1	21	5	3	1	22	40	18	8	.346	.351	4
2014	Greenville (A)	.286	99	370	61	106	20	5	10	45	4	0	2	37	49	39	13	.355	.449	2
	Salem (A)	.340	16	50	4	17	5	0	2	14	1	2	1	2	5	3	2	.364	.560	0
2015	Salem (A)	.282	46	181	35	51	6	5	3	17	2	3	1	11	15	20	5	.321	.420	3
	Portland (AA)	.271	64	258	38	70	21	4	3	33	0	2	1	21	36	19	8	.326	.419	2
Minor League Totals		.282	342	1304	216	368	70	23	23	175	12	15	14	129	170	132	45	.350	.424	14

*Led league +Tied for league lead @Rehab assignment

CAREER TRANSACTIONS

2011.....Signed by the Boston Red Sox as an international free agent, July 2.

2015.....Acquired by the San Diego Padres along with INF Javier Guerra, INF Carlos Asuaje and LHP Logan Allen from the Boston Red Sox in exchange for RHP Craig Kimbrel, November 13.



JOSH MARTIN

RIGHT-HANDED PITCHER

49

BATS/THROWS: R/R

OPENING DAY AGE: 26

BORN: December 30, 1989 in Enterprise, AL

RESIDENCE: Enterprise, AL

ACQUIRED: Selected from CLE in first round of Major League phase of the 2015 Rule 5 Draft

CONTRACT STATUS: Signed through 2016

HEIGHT/WEIGHT: 6-5/230

SERVICE TIME: 0.000

CAREER

2015: Spent the entire season with Double-A Akron, going 8-1 with a 2.27 ERA (17 ER, 67.1 IP), 80 strikeouts against 19 walks and a .192 opponents average in 44 relief appearances.

- Named an Eastern League Mid-Season All-Star for Akron.
- Over his first 27 relief appearances in the first half, went 6-0 with a 1.36 ERA (7 ER, 46.1 IP), 49 strikeouts against 14 walks and a .167 opponents average before going 2-1 with a 4.29 ERA (10 ER, 21.0 IP) over his final 17 outings.
- Selected by the Padres in the first round (seventh overall) of the Major League phase in the Rule 5 draft after the season.
- Following the year, pitched in 17 games for Leones del Caracas in the Venezuelan Winter League, going 1-1 with a 5.68 ERA (8 ER, 12.2 IP) and 11 strikeouts against four walks over 17 relief appearances.

2014: Played the majority of his season with Single-A Carolina, going 5-6 with a 2.92 ERA (21 ER, 64.2 IP), 65 strikeouts against 21 walks and a .199 opponents average in 38 relief appearances.

- Also pitched in one game for Double-A Akron at the end of the regular season...also pitched in the postseason for Akron, allowing one run in 1.2 innings with two hits allowed and one strikeout over two relief outings.
- Over his final 20 outings for Carolina went 2-2 with a 2.78 ERA (10 ER, 32.1 IP) and 31 strikeouts against 11 walks.

2013: Split the season between Single-A Lake County and Single-A Carolina, going a combined 3-5 with a 4.09 ERA (33 ER, 73.1 IP) and 71 strikeouts against 18 walks with a .246 opponents average allowed in 39 games, one start.

- Began the year with Lake County and went 3-3 with a 3.38 ERA (15 ER, 40.0 IP) in 23 games, one start, before earning a promotion to Carolina in July, pitching in 16 games for the Mudcats.

2012: Made his professional debut with Single-A Mahoning Valley, pitching in 14 games, three starts, for the Scrappers before also pitching in three relief appearances for Carolina.

- Over his 11 relief appearances for Mahoning Valley, went 2-1 with a 3.82 ERA (13 ER, 30.2 IP) and 31 strikeouts against 12 walks with a .216 opponents average.

PERSONAL

Joshua Martin...graduated from Enterprise High School (AL)...graduated from Samford University (AL) where he helped lead the school to its first appearance in the NCAA Tournament as a senior...set the record for the school's all-time wins at 24...originally signed by Cleveland Indians' scout Chuck Bartlett.

JOSH MARTIN'S CAREER PITCHING RECORD

YR	CLUB	W-L	ERA	G	GS	CG	SHO	SV	IP	H	R	ER	HR	HB	BB	SO	WP	BK	AVG
2012	Mahoning Valley (A)	4-1	4.14	14	3	0	0	0	45.2	37	23	21	5	5	15	41	1	0	.219
	Carolina (A)	0-1	5.06	3	0	0	0	0	5.1	6	3	3	2	0	1	4	0	0	.286
2013	Lake County (A)	3-3	3.38	23	1	0	0	2	40.0	33	18	15	6	1	7	47	3	0	.219
	Carolina (A)	0-2	4.86	16	0	0	0	2	33.1	37	18	18	4	1	11	24	2	0	.276
2014	Carolina (A)	5-6	2.92	38	0	0	0	3	64.2	47	23	21	4	1	21	65	1	0	.199
	Akron (AA)	0-0	0.00	1	0	0	0	0	2.0	0	0	0	0	0	0	4	0	0	.000
2015	Akron (AA)	8-1	2.27	44	0	0	0	2	67.1	47	23	17	4	0	19	80	4	0	.192
Minor League Totals		20-14	3.31	139	4	0	0	9	258.1	207	108	95	25	8	74	265	11	0	.215

*Led league +Tied for league lead @Rehab assignment

CAREER TRANSACTIONS

2011.....Selected by the Pittsburgh Pirates in the 25th round of the First-Year Player Draft (did not sign).

2012.....Signed by the Cleveland Indians as a 10th-round selection in the First-Year Player Draft.

2015.....Selected by the San Diego Padres from Cleveland in the first round of the Major League phase of the Rule 5 Draft.



BRANDON MAURER

RIGHT-HANDED PITCHER

37

MAURER

BATS/THROWS: R/R

OPENING DAY AGE: 25

BORN: July 3, 1990, Newport Beach, CA

RESIDENCE: Costa Mesa, CA

ACQUIRED: From SEA in exchange for OF Seth Smith: December 30, 2014

CONTRACT STATUS: Signed through 2016

HEIGHT/WEIGHT: 6-5/230

SERVICE TIME: 2.089

CAREER

2015: In his first season with the Padres set career-bests in several categories, including games pitched (53), wins (seven) and ERA (3.00).

- Worked exclusively in relief for an the entire season for the first time in his career.
- Began the season with Triple-A El Paso but did not pitch in a game for the Chihuahuas...was recalled by the Padres from Triple-A on 4/10.
- Finished the season with seven wins, tied for the fourth-most by a National League reliever, one shy of ARI Randall Delgado, CIN J.J. Hoover and CHC Jason Motte, who all had eight...was the first Padre reliever with seven wins in a season since Scott Linebrink also had seven wins in 2006.
- Limited left-handed hitters to a .158 (15-for-95) batting average, the third-best mark among National League pitchers with as many or more left-handed batters faced...over his final 41 games from 4/29 on, limited lefties to a .113 (9-for-80) average and allowed just one extra-base hit in that time, a double to SF Brandon Crawford on 6/25 at AT&T Park.
- Over his first 39 games for San Diego from 4/11 - 7/4, pitched to a 5-1 record with a 1.73 ERA (8 ER, 41.2 IP) and 32 strikeouts against nine walks while limiting the opposition to a .166 batting average...his opponents batting average in that time was second-best among Major League relievers and the best in the National League.
- Pitched primarily in the seventh inning, making 27 appearances out of the 'pen in the seventh, pitching to a 3.00 ERA (8 ER, 24.0 IP) with a .230 opponents batting average...in 16 appearances during the eighth inning, pitched to a 2.77 ERA (4 ER, 13.0 IP) with a .220 opponents average.
- Placed on the 15-day disabled list on 8/11 with right shoulder inflammation and missed the rest of the season.

QUICK HIT

- **First MLB Win:** April 14, 2013 vs. TEX

2014: Split the season between the Mariners and Triple-A Tacoma, appearing in 38 games, seven starts with the Big League club compared to 12 games, one start, in the minors.

- Had two stints with the Mariners, 4/20-5/30 and 6/25-end of season.
- Went 1-4 with a 4.65 ERA (36 ER, 69.2 IP) in his time in the Majors.
- Went 1-4 with a 7.52 ERA (27 ER, 32.1 IP) in seven games started.
- Posted a 2.17 ERA (9 ER, 37.1 IP) in 31 relief appearances...averaged 9.16 K/9.0 IP in relief (38 K, 37.1 IP).
- Ranked 14th among American League relief pitchers with a 0.964 WHIP.
- Went 1-0 with three saves and a 2.79 ERA (6 ER, 19.1 IP) in his 12 games in the minors...averaged 11.2 K/9.0 IP (24 K).

2013: Went 5-8 with a 6.30 ERA (63 ER, 90.0 IP) in 22 games, 14 starts in his first Major League season.

- Made his Major League debut 4/4 at OAK... recorded his first Major League win on 4/14 vs. TEX.
- In 14 starts went 3-8, 6.20 ERA and in eight relief appearances was 2-0, 6.64 ERA.
- Became the first Mariners pitcher since 1993 to make the Opening Day rotation without pitching at Triple-A (last: Mike Hampton and John Cummings).
- Had two stints with the Mariners, Opening Day- 5/29 and 7/27-end of season.
- Over final three starts in September went 1-0 with a 2.60 ERA (5 ER, 17.1 IP) with 17 strikeouts.
- Posted a 3-4 record with a 5.21 ERA (27 ER, 46.2 IP) in 10 starts with AAA Tacoma.
- Following the season, pitched for the Peoria Javelinas in the Arizona Fall League (1-2, 5.95 ERA, six games).

2012: Named Southern League Most Outstanding Pitcher after going 9-2 with a 3.20 ERA (49 ER, 137.2 IP) in 24 starts with Double-A Jackson... ranked 5th in the Southern League in ERA.

- Named Mariners Minor League Most Improved Player.

2011: Split the season between Single-A Clinton and High Desert, pitching to a combined 3-7 record with a 4.99 ERA (44 ER, 79.1 IP) with 81 strikeouts against 25 walks.

- Named California League Pitcher of the Week, 5/23-29.
- Made two stints on the disabled list with a strained right elbow (6/11-29 and 7/18-end of season).

2010: Missed the majority of the season on the disabled list with right elbow tendinitis...reinstated on 8/13.

- Started his season with the Rookie-Level Arizona League Mariners, pitching to a 0-1 record with a 1.64 ERA (2 ER, 11.0 IP) and 14 strikeouts against two walks in four games, all starts.
- Made two appearances with Single-A Clinton to end the season...went 0-1 with a 2.08 ERA (1 ER, 4.1 IP).
- Following the season, pitched with Adelaide Bite of the Australian Baseball League...went 3-1 with a 4.18 ERA.

2009: Spent season with Rookie-Level Pulaski and was named their Most Valuable Pitcher by the big league club.
 • Among Mariners minor leaguers, ranked 8th in ERA (3.61).

2008: Began his professional career with the AZL Mariners...named the AZL Mariners Pitcher of the Year by the Big League club.

PERSONAL

Brandon Eugene Maurer (MAUW-er)...lives with his wife, Kelsey...graduated from Orange Lutheran (CA) High School in June, 2008...high school teammates with Pittsburgh Pirates pitcher Gerrit Cole...originally signed by Mariners scout Tim Reynolds.

BRANDON MAURER'S CAREER PITCHING RECORD

YR	CLUB	W-L	ERA	G	GS	CG	SHO	SV	IP	H	R	ER	HR	HB	BB	SO	WP	BK	AVG
2008	AZL Mariners (R)	1-2	3.09	8	5	0	0	0	23.1	20	8	8	1	1	8	25	2	1	.247
2009	Pulaski (R)	3-4	3.61	13	12	1	0	0	67.1	67	36	27	4	7	18	51	5	1	.266
2010	AZL Mariners (R)	0-1	1.64	4	4	0	0	0	11.0	8	4	2	0	2	2	14	1	1	.205
	Clinton (A)	0-1	2.08	2	0	0	0	0	4.1	5	2	1	1	0	0	6	0	0	.294
2011	Clinton (A)	1-3	3.41	7	6	0	0	0	37.0	28	16	14	2	2	14	44	3	4	.211
	High Desert (A)	2-4	6.38	9	7	0	0	0	42.1	47	32	30	8	3	11	37	6	0	.275
2012	Jackson (AA)	9-2	3.20	24	24	1	0	0	137.2	133	54	49	4	6	48	117	7	2	.260
2013	SEATTLE	5-8	6.30	22	14	0	0	0	90	114	66	63	16	6	27	70	9	0	.311
	Tacoma (AAA)	3-4	5.21	10	10	0	0	0	46.2	48	29	27	2	5	26	47	3	2	.262
2014	Tacoma (AAA)	1-0	2.79	12	1	0	0	3	19.1	18	8	6	2	0	8	24	0	0	.247
	SEATTLE	1-4	4.65	38	7	0	0	0	69.2	74	39	36	6	0	19	55	3	0	.267
2015	SAN DIEGO	7-4	3.00	53	0	0	0	0	51.0	39	19	17	3	1	15	39	1	0	.209
Major League Totals		13-16	4.96	113	21	0	0	0	210.2	227	124	116	25	7	61	164	13	0	.273
Minor League Totals		20-21	3.79	89	69	2	0	3	389.0	374	189	164	24	26	135	365	27	11	.256

*Led league +Tied for league lead @Rehab assignment

2015 AND CAREER BATTING RECORD

YR	CLUB	AVG	G	AB	R	H	2B	3B	HR	RBI	SH	SF	HP	BB	SO	SB	CS	OBP	SLG
2015	SAN DIEGO	---	47	0	0	0	0	0	0	0	0	0	0	0	0	0	0	---	---
Major League Totals		.000	49	1	0	0	0	0	0	0	1	0	0	0	0	0	0	.000	.000

CAREER FIELDING

POSITION	PCT.	G	PO	A	E	TC	DP
Pitcher	.963	113	8	18	1	27	0

SINGLE-GAME HIGHS

INNINGS PITCHED.....7.1 IP, May 9, 2014 vs. Kansas City
 LOW-HIT COMPLETE GAME.....None
 STRIKEOUTS.....6, four times, last September 23, 2013 vs. Kansas City
 MOST HITS ALLOWED.....14, May 9, 2014 vs. Kansas City
 MOST RUNS ALLOWED.....7, May 22, 2013 at Los Angeles (AL)
 MOST WALKS ALLOWED.....5, August 7, 2013 vs. Toronto
 MOST HOME RUNS ALLOWED.....2, eight times, last May 24, 2014 vs. Houston
 CAREER WINNING STREAK.....Five games, April 21 - June 23, 2015
 CAREER 10-STRIKEOUT GAMES.....None
 CAREER HOME RUNS HIT.....None

CAREER TRANSACTIONS

2008.....Signed by the Seattle Mariners as a 23rd-round selection in the First-Year Player Draft
 2014.....Acquired by the San Diego Padres from the Seattle Mariners in exchange for OF Seth Smith, December 30.



CORY MAZZONI

RIGHT-HANDED PITCHER

BATS/THROWS: R/R

OPENING DAY AGE: 26

BORN: October 19, 1989 in Evans City, PA

RESIDENCE: Evans City, PA

ACQUIRED: From NYM along with a PTBNL (LHP Brad Wieck) in exchange for LHP Alex Torres: March 30, 2015

CONTRACT STATUS: Signed through 2016

HEIGHT/WEIGHT: 6-1/210

SERVICE TIME: 0.056

CAREER

2015: Made his Major League debut for San Diego, spending the majority of the season with Triple-A El Paso.

- Had five stints total for San Diego...first recalled on 4/26 for his first career Major League call-up and made his Major League the next day on 4/27 vs. HOU.
- Optioned back to El Paso on 5/1 before being recalled again on 5/19...sent back on 6/2 before being recalled again on 6/15 and optioned back on 6/18.
- Recalled a final time on 9/4 and placed on the 60-day DL with a strained right shoulder, missing the rest of the year.
- In 26 relief appearances for El Paso went 1-3 with a 3.97 ERA (15 ER, 34.0 IP) and 46 strikeouts against 12 walks with a .197 opponents batting average...over his first 12 appearances posted a 1.04 ERA (2 ER, 17.1 IP) and 27 strikeouts against four walks while limiting opponents to a .115 (6-for-52) average.

2014: Made 14 starts across three levels after starting the year on the disabled list.

- Sustained a right triceps strain in an exhibition game against Miami at Port St. Lucie, landing on the DL to start the year.
- Began his season on 6/21 and went 7-2 with a 4.68 ERA (40 ER, 77.0 IP) and 75 strikeouts against 20 walks in 14 starts overall on the season.

2013: Appeared in 13 games, 12 starts, for Double-A Binghamton before having his season cut short due to surgery to repair a torn meniscus in his right knee.

- Underwent arthroscopic surgery on his right knee on 8/2, making his final start of the season on 7/3.

2012: Went a combined 10-6 with a 3.93 ERA (63 ER, 144.1 IP) and 104 strikeouts against 36 walks over 26 starts between Single-A St. Lucie and Double-A Binghamton.

- Began the year with St. Lucie, posting a 3.25 ERA (23 ER, 63.2 IP) through 12 starts before earning a promotion to Binghamton on 6/20.
- Named a Florida State League Mid-Season All-Star for St. Lucie.

2011: Made his professional debut with 12 games, one start, between Single-A Brooklyn and St. Lucie, posting a combined 1.38 ERA (2 ER, 13.0 IP) with 18 strikeouts against three walks.

PERSONAL

Cory Mitchell Mazzoni...graduated from Seneca Valley High School (PA), earning the Most Valuable Player nod of his WPIAL conference in baseball, 2007-08...attended North Carolina State University where he played three years on the baseball team and was a sports management major...originally signed by New York Mets' scout Marlin McPhail.

CORY MAZZONI'S CAREER PITCHING RECORD

YR	CLUB	W-L	ERA	G	GS	CG	SHO	SV	IP	H	R	ER	HR	HB	BB	SO	WP	BK	AVG
2011	Brooklyn (A)	1-0	0.00	6	1	0	0	0	6.0	5	0	0	0	2	2	10	0	0	.238
	St. Lucie (A)	1-1	2.57	6	0	0	0	0	7.0	7	4	2	1	0	1	8	1	0	.250
2012	St. Lucie (A)	5-1	3.25	12	12	0	0	0	63.2	64	28	23	3	1	16	48	4	2	.264
	Binghamton (AA)	5-5	4.46	14	14	2	1	0	80.2	90	45	40	9	2	20	56	4	2	.281
2013	Binghamton (AA)	5-3	4.36	13	12	0	0	0	66.0	70	43	32	4	2	19	74	2	1	.275
2014	GCL Mets (R)@	0-1	4.50	1	1	0	0	0	4.0	5	2	2	0	0	1	7	1	0	.294
	St. Lucie (A)	0-0	5.00	2	2	0	0	0	9.0	11	5	5	0	0	3	9	1	0	.297
	Binghamton (AA)	2-0	4.50	2	2	0	0	0	12.0	10	6	6	0	0	4	10	0	0	.217
	Las Vegas (AAA)	5-1	4.67	9	9	0	0	0	52.0	54	29	27	6	3	12	49	0	0	.269
2015	El Paso (AAA)	1-3	3.97	26	0	0	0	5	34.0	25	17	15	0	0	12	46	1	1	.197
	SAN DIEGO	0-0	20.77	8	0	0	0	0	8.2	23	22	20	2	0	5	8	0	0	.489
Major League Totals		0-0	20.77	8	0	0	0	0	8.2	23	22	20	2	0	5	8	0	0	.489
Minor League Totals		25-15	4.09	91	53	2	1	5	334.1	341	179	152	23	10	90	317	14	6	.264

*Led league +Tied for league lead @Rehab assignment

CAREER FIELDING

POSITION	PCT.	G	PO	A	E	TC	DP
Pitcher	---	8	0	0	0	0	0

SINGLE-GAME HIGHS

INNINGS PITCHED.....2.0 IP, May 28, 2015 vs. Pittsburgh
 LOW-HIT COMPLETE GAME.....None
 STRIKEOUTS.....2, three times, last May 31, 2015 vs. Pittsburgh
 MOST HITS ALLOWED.....8, June 17, 2015 at Oakland
 MOST RUNS ALLOWED.....7, June 17, 2015 at Oakland
 MOST WALKS ALLOWED.....1, five times, last June 17, 2015 at Oakland
 MOST HOME RUNS ALLOWED.....1, twice, last June 15, 2015 vs. Oakland

CAREER TRANSACTIONS

2008.....Selected by the Washington Nationals in the 26th round of the First-Year Player Draft (did not sign).

2011.....Signed by the New York Mets as a second-round selection in the First-Year Player Draft.

2015.....Acquired by the San Diego Padres from the New York Mets along with a player to be named later (LHP Brad Wieck) in exchange for LHP Alex Torres, March 30.



@DanielMcCutchen

DANIEL MCCUTCHEN**64****RIGHT-HANDED PITCHER****BATS/THROWS:** R/R**HEIGHT/WEIGHT:** 6-2/217**OPENING DAY AGE:** 33**SERVICE TIME:** 2.026**BORN:** September 26, 1982 in McKinney, TX**RESIDENCE:** New Braunfels, TX**ACQUIRED:** Signed as a minor league free agent: January 9, 2015**CONTRACT STATUS:** Signed through 2016**NON-ROSTER INVITEE****CAREER**

2015: Played the entire season with Triple-A El Paso, going 9-8 with a 3.60 ERA (53 ER, 132.1 IP) and 86 strikeouts against 28 walks in 32 games, 22 starts for the Chihuahuas.

- In his 22 starts for El Paso was 8-7 with a 3.57 ERA (46 ER, 116.0 IP) and 75 strikeouts against 20 walks...in his 10 relief outings, was 1-1 with a 3.86 ERA (7 ER, 16.1 IP) and 11 strikeouts against eight walks with a .203 opponents average.
- Over his final 11 games, 10 starts, in the second half went 5-3 with a 2.52 ERA (17 ER, 60.2 IP) for El Paso, including 2-2 with a 1.93 ERA (8 ER, 37.1 IP) over seven games, six starts, in the month of August.
- Made one postseason start for El Paso, taking the loss after going 4.0 innings and allowing five runs, one earned, on eight hits and one walk.

QUICK HIT

- **First MLB WIN:** October 2, 2009 at CIN

2014: Spent the majority of the season in Triple-A between the Rangers and White Sox organizations.

- Had his contract selected by Texas on 4/1 after the club's Opening Day on 3/31 and pitched in one game that day before being optioned on 4/5.
- Called up again by Texas on 4/7 and designated for assignment on 4/14 before making an appearance...outright to Triple-A Round Rock on 4/16.
- Went 2-5 with a 7.05 ERA (47 ER, 60.0 IP) in 15 games, eight starts, for Round Rock before being released on 6/25.
- Signed as a minor league free agent with the White Sox on 6/27 and played the remainder of the season with Triple-A Charlotte, going 0-2 with a 10.59 ERA (31 ER, 26.1 IP) in seven games, five starts.
- Had a stint on the seven-day disabled list with Charlotte from 7/21-8/22.

2013: Went a combined 4-2 with a 3.43 ERA (23 ER, 60.1 IP) and 54 strikeouts against 15 walks in 25 games, seven starts, between Double-A Bowie and Triple-A Norfolk in the Baltimore Orioles organization.

- Was a non-roster invite to Baltimore's Major League camp before starting the season with Norfolk...missed time while on the restricted list after pitching in one game on 4/5 due to a 50-game suspension.
- Activated from the restricted list and returned to Norfolk before being moved to Bowie on 8/3, spending the remainder of the season in Double-A.

2012: Spent the majority of the season with Triple-A Indianapolis, going 7-2 with a 2.98 ERA (21 ER, 63.1 IP) and 55 strikeouts against 14 walks over 36 games, one start.

- Over his 35 relief appearances for Indianapolis was 7-1 with a 2.51 ERA (17 ER, 61.0 IP).
- Also appeared in one game for Single-A Bradenton and one Major League appearance for Pittsburgh, allowing both batters he faced to reach and score in his lone Big League outing of the year on 8/21 at SD.
- Did not pitch between 5/8-6/14...recalled by Pittsburgh on 5/10 and placed on the 15-day disabled list...reinstated on 6/21 and optioned the same day.
- After the season, pitched for Tigres del Licey in the Dominican Winter League.

2011: Spent the majority of the season with the Major League club for Pittsburgh, working exclusively in relief all season for the first time in his career.

- Led the Pirates bullpen and ranked fourth among National League relievers with a career-high 84.2 innings pitched.
- Allowed just 18.6% (8-of-43) of his inherited runners to score, the sixth-best ratio among NL relievers.
- Began the year with Triple-A Indianapolis but recalled on 4/9 before making an appearance.
- Worked 13.0 consecutive scoreless innings to start the year from 4/9-5/8.

2010: Split the season between Triple-A Indianapolis and the Major League club for Pittsburgh.

- Made the Pirates Opening Day roster, starting the year in the club's starting rotation but did not make his first start until the sixth team game on 4/11 at ARI...optioned to Triple-A the following day on 4/12 but did not appear in a game before being recalled on 4/17.
- Made his first Major League relief appearance on 4/24 at HOU...optioned to Triple-A on 4/25.
- Missed time on the seven-day disabled list with Indianapolis from 5/16-25 before being recalled again on 6/26...optioned back to Triple-A on 7/7 before being recalled for a final time on 7/31, spending the remainder of the season with the Big League club.

2009: Made his Major League debut for Pittsburgh with six starts for the Pirates while spending the majority of the season with Triple-A Indianapolis.

- Went 13-6 with a 3.47 ERA (55 ER, 142.2 IP) and 110 strikeouts against 29 walks over 24 starts for Indianapolis before earning his first Major League promotion on 8/31, having his contract selected by Pittsburgh.
- Made his Major League debut that day on 8/31 at CIN with a start in the first game of a double-header, allowing three runs in 6.0 innings...also recorded an RBI-single off Kip Wells in his first career at-bat.
- Earned his first career win in his final game of the year on 10/2 at CIN, working 6.1 innings of one-run ball.

2008: In 28 combined starts between Double-A Trenton, Triple-A Scranton/Wilkes-Barre and Triple-A Indianapolis went 11-12 with a 3.57 ERA (68 ER, 171.1 IP).

- Attended Yankees Major League camp as a non-roster invitee and began the season with Trenton.
- Led Eastern League pitchers with a 1.42 ERA and was fifth in strikeouts (31) at the end of April...ranked fifth in the Eastern League with a 2.52 ERA before being promoted to Triple-A on 5/21.
- Acquired by Pittsburgh from New York as part of a six-player trade on 7/26 along with RHP Jeff Karstens, RHP Ross Ohlendorf and OF Jose Tabata in exchange for LHP Damaso Marte and OF Xavier Nady.

2007: Went a combined 14-4 with a 2.47 ERA in 27 games, 23 starts, between Single-A Tampa and Double-A Trenton in the Yankees system.

- Named a Florida State League Mid-Season and Post-Season All-Star for Tampa.

2006: Made his professional debut with nine games, two starts, between Single-A Staten Island and Charleston, going a combined 2-0 with a 1.86 ERA (6 ER, 29.0 IP) and 29 strikeouts against six walks.

PERSONAL

Daniel Thomas McCutchen...he and his wife, Sarah, have two children, Maybrie and Major...graduated from Norman (OK) High School in 2001, where he was named to *The Oklahoma's* 2001 Big All-City team as a senior...also played running back and cornerback for his high school football team and ran track...attended the University of Oklahoma where he ranked among the school's all-time leaders in strikeouts...also named to the Big 12 Commissioner's Honor Roll...originally signed by New York Yankees' scout Mark Batchko.

DANIEL MCCUTCHEN'S CAREER PITCHING RECORD

YR	CLUB	W-L	ERA	G	GS	CG	SHO	SV	IP	H	R	ER	HR	HB	BB	SO	WP	BK	AVG
2006	Staten Island (A)	1-0	1.13	2	2	0	0	0	8.0	4	1	1	1	0	1	11	0	0	.148
	Charleston (A)	1-0	2.14	7	0	0	0	1	21.0	13	5	5	2	0	5	18	0	0	.186
2007	Tampa (A)	11-2	2.50	17	16	0	0	0	101.0	86	29	28	7	4	21	67	1	0	.236
	Trenton (AA)	3-2	2.41	7	7	0	0	0	41.0	30	11	11	2	1	12	36	2	0	.205
2008	Trenton (AA)	4-3	2.55	9	9	0	0	0	53.0	43	16	15	4	1	18	52	3	0	.219
	Scranton/WB (AAA)	4-6	3.58	11	11	2	2	0	70.1	73	32	28	10	1	11	58	0	0	.265
	Indianapolis (AAA)	3-3	4.69	8	8	0	0	0	48.0	49	25	25	12	2	7	41	0	0	.261
2009	Indianapolis (AAA)	13-6	3.47	24	24	0	0	0	142.2	145	63	55	10	3	29	110	5	0	.264
	PITTSBURGH	1-2	4.21	6	6	0	0	0	36.1	38	17	17	6	1	11	19	0	0	.271
2010	PITTSBURGH	2-5	6.12	28	9	0	0	0	67.2	83	48	46	13	2	28	38	2	0	.299
	Indianapolis (AAA)	4-8	3.99	13	13	0	0	0	79.0	71	35	35	12	6	19	39	0	1	.243
2011	PITTSBURGH	5-3	3.72	73	0	0	0	0	84.2	87	38	35	7	4	33	47	7	0	.272
2012	Indianapolis (AAA)@	7-2	2.98	36	1	0	0	3	63.1	54	25	21	3	3	14	55	2	1	.230
	Bradenton (A)@	0-0	0.00	1	0	0	0	0	2.0	1	0	0	0	0	0	1	0	0	.143
	PITTSBURGH	0-1	---	1	0	0	0	0	0.0	1	2	2	1	0	1	0	0	0	1.000
2013	Norfolk (AAA)	2-2	4.74	19	5	0	0	0	38.0	41	22	20	5	2	13	34	3	0	.275
	Bowie (AA)	2-0	1.21	6	2	0	0	2	22.1	15	3	3	2	0	2	20	0	0	.188
2014	TEXAS	0-0	7.71	1	0	0	0	0	2.1	4	3	2	1	0	2	0	0	0	.333
	Round Rock (AAA)	2-5	7.05	15	8	1	0	0	60.0	79	47	47	22	0	13	54	2	0	.311
	Charlotte (AAA)	0-2	10.59	7	5	0	0	0	26.1	41	31	31	7	1	10	18	2	0	.366
2015	El Paso (AAA)	9-8	3.60	32	22	0	0	0	132.1	128	57	53	15	4	28	86	6	0	.253
	Major League Totals	8-11	4.81	109	15	0	0	0	191.0	213	108	102	28	7	75	104	9	0	.284
	Minor League Totals	66-49	3.75	214	133	3	2	6	908.1	873	402	378	114	28	203	700	26	2	.253

*Led league +Tied for league lead @Rehab assignment

2015 AND CAREER BATTING RECORD

YR	CLUB	AVG	G	AB	R	H	2B	3B	HR	RBI	SH	SF	HP	BB	SO	SB	CS	OBP	SLG
2015	---	---	0	0	0	0	0	0	0	0	0	0	0	0	0	0	0	---	---
	Major League Totals	.067	107	30	2	2	0	0	0	1	3	0	1	1	8	1	0	.125	.067

CAREER FIELDING

POSITION	PCT.	G	PO	A	E	TC	DP
Pitcher	.932	109	19	22	3	44	2

SINGLE-GAME HIGHS

INNINGS PITCHED.....7.0, September 7, 2009 vs. Chicago (NL)
 LOW-HIT COMPLETE GAME.....None
 STRIKEOUTS.....5, four times, last August 25, 2010 vs. St. Louis
 MOST HITS ALLOWED.....9, September 7, 2009 vs. Chicago (NL)
 MOST RUNS ALLOWED.....9, April 11, 2010 at Arizona
 MOST WALKS ALLOWED.....6, July 31, 2010 at St. Louis
 MOST HOME RUNS ALLOWED.....3, twice, last July 7, 2010 at Houston
 CAREER WINNING STREAK.....Two games, three times, last August 22 - September 26, 2011
 CAREER 10-STRIKEOUT GAMES.....None
 CAREER HOME RUNS HIT.....None

CAREER TRANSACTIONS

2003.....Selected by the New York Yankees in the 47th round of the First-Year Player Draft (did not sign).
 2004.....Selected by the Tampa Bay Devil Rays in the 29th round of the First-Year Player Draft (did not sign).
 2005.....Selected by the St. Louis Cardinals in the 12th round of the First-Year Player Draft (did not sign).
 2006.....Signed by the New York Yankees as a 13th-round selection in the First-Year Player Draft.
 2008.....Acquired by the Pittsburgh Pirates from the Yankees along with RHP Jeff Karstens, RHP Ross Ohlendorf and OF Jose Tabata in exchange for LHP Damaso Marte and OF Xavier Nady, July 26.
 2012.....Signed by the Baltimore Orioles as a minor league free agent, November 20.
 2013.....Signed by the Texas Rangers as a minor league free agent, December 20.
 2014.....Designated for assignment by the Texas Rangers on April 14 and outrighted to Triple-A Round Rock, April 16.
 2014.....Released by the Texas Rangers, June 25.
 2014.....Signed by the Chicago White Sox as a minor league free agent, June 27.
 2015.....Signed by the San Diego Padres as a minor league free agent, January 9.



BRANDON MORROW

RIGHT-HANDED PITCHER



BATS/THROWS: R/R

OPENING DAY AGE: 31

BORN: July 26, 1984 in Santa Rosa, CA

RESIDENCE: Scottsdale, AZ

ACQUIRED: Signed as a minor league free agent: December 14, 2015

CONTRACT STATUS: Signed through 2016

HEIGHT/WEIGHT: 6-3/205

SERVICE TIME: 8.091

NON-ROSTER INVITEE

CAREER

2015: Limited to just five starts for the Padres with San Diego winning all five...went 2-0 with a 2.73 ERA (10 ER, 33.0 IP).

- Placed on the 15-day disabled list on 5/5 with right shoulder inflammation and did not pitch in a Major League game following the injury...made a pair of rehab starts with Double-A San Antonio on 6/2 and 6/7, but was removed from his second outing after he was experiencing discomfort in his right shoulder and was placed on the 60-day disabled list on 6/24...made another rehab start on 7/25 with Triple-A El Paso, but was removed after experiencing a setback in that same shoulder...underwent surgery to repair a right shoulder impingement on 8/19.
- Worked at least 6.0 innings in each of his five starts.
- In four starts at Petco Park, he went 2-0 with a 1.67 ERA (5 ER, 27.0 IP) and 20 strikeouts against six walks with a .245 opponent batting average.

QUICK HIT

- Lives with Type 1 diabetes and is active in the community as an advocate for individuals living with the disease.

- First MLB Win: April 23, 2007 at TEX

- First MLB Save: June 11, 2008 at TOR

2014: Made 13 appearances, six starts, for the Toronto Blue Jays after missing the majority of the season with a finger injury.

- Missed 107 games after he was placed on the 15-day disabled list on 5/3 and transferred to the 60-day disabled list the following day with a torn tendon sheath in his right hand.
- Pitched to a 1-3 record with a 5.67 ERA (21 ER, 33.1 IP) and 30 strikeouts against 18 walks in his 13 Major League appearances...his seven games out of the bullpen were his first since making 16 relief appearances in the 2009 season...his 33.1 innings pitched were the fewest of his career.
- Posted a 1-2 record with a 5.93 ERA (18 ER, 27.1 IP) and 26 strikeouts against 17 walks while limiting the opposition to a .286 batting average in his six starts...in his seven relief appearances, went 0-1 with a 4.50 ERA (3 ER, 6.0 IP) and four strikeouts against one walk while limiting the opposition to a .292 batting average.
- Made three rehab appearances out of the bullpen between Single-A Dunedin (1) and Triple-A Buffalo (2), pitching to a combined 0-0 record with a 2.70 ERA (1 ER, 3.1 IP) with two strikeouts and no walks.

2013: Made just 10 appearances, all starts, for Toronto before having his season cut short due to an entrapped radial nerve in his right forearm.

- Was originally placed on the disabled list with a right forearm strain on 6/1...was later diagnosed with an entrapped radial nerve in his forearm in July and transferred to the 60-day disabled list on 8/1.
- Posted a 2-3 record with a 5.63 ERA (34 ER, 54.1 IP) and 42 strikeouts against 18 walks while limiting the opposition to a .286 batting average in his 10 appearances.
- Made one rehab appearance for Single-A Dunedin, letting up three runs on five hits over 2.0 innings of work.

2012: Made 21 starts and worked 124.1 innings for the Blue Jays, tossing three complete-game shutouts and posting a career-low 2.96 ERA (41 ER, 124.2 IP).

- Pitched to a 10-7 record with a 2.96 ERA with 108 strikeouts against 41 walks while limiting the opposition to a .214 batting average...among American League pitchers with at least 20 starts, his opponents batting average was tied with Jared Weaver for the lowest in the league.
- Was one of only four AL pitchers with at least 120.0 IP to post an ERA below 3.00, joining David Price, Justin Verlander and Jared Weaver...won 10-or-more games for the third consecutive season.
- Posted three complete-game shutouts, the second-most in the AL (Felix Hernandez, 5)...the three shutouts were the most by a Blue Jay since Roy Halladay had four in 2009.
- Turned in 23.2 consecutive scoreless innings from 4/23 to 5/9, the longest streak for any AL starter in 2012.
- Placed on the 15-day disabled list on 6/13 and later transferred to the 60-day DL on 7/17 with a strained left oblique...kept out until 8/25...was 7-4 with a 3.01 ERA in 13 starts prior to the injury and 3-3 with a 2.87 ERA in eight starts after.
- Limited left-handed hitters to a .188 average (47-for-250), the lowest mark by any big league pitcher (min 250 AB).
- Posted a 0.26 ERA (1 ER, 34.0) in five starts during the day, the fourth-lowest mark by any Major League pitcher since the 1914 season and the lowest ever by a pitcher to make at least three starts in a single season during the day.

2011: Went 11-11 with a 4.72 ERA, setting career-highs in wins, starts (30), innings pitched (179.1) and strikeouts (203).

- Was one of seven AL pitchers to post 200+ strikeouts (203)... led the league with 10.19 strikeouts per nine innings, more than a full strikeout higher than second-place finisher Michael Pineda (9.11).
- His 10.19 strikeouts per nine innings were the second-best mark in Blue Jays history, trailing only Roger Clemens' 10.39 SO/9 during the 1998 campaign.
- Posted four games of 10+ strikeouts, including a season-high 12 on 8/17 at SEA...his four such games were tied for the sixth-most in the American League.
- Did not make his first start until 4/23... was shut down after his 3/18 spring start with forearm tightness, returning after three rehab starts for Single-A Dunedin.
- Had a team season high of 18 scoreless innings 9/18-28.

2010: Posted a 10-7 record with a 4.49 ERA and 178 strikeouts against 66 walks while limiting the opposition to a .248 batting average in 26, all starts, in his first season with the Blue Jays.

- At the time of his final start on 9/3 (shut down due to innings limit), ranked fifth in the AL in strikeouts and led the league with a 10.95 strikeouts per nine innings.
- Carried a no-hitter into the ninth inning on 8/8 vs. TB before allowing a two-out single to Evan Longoria... became the sixth pitcher (ninth time) in Blue Jays franchise history to lose a no-hit bid in the ninth inning.
- Recorded a career-high 17 strikeouts in that game on 8/8, becoming the first pitcher to reach that strikeout total in a game since MIN Johan Santana on 8/19/07 vs. TEX (17 SO)...became just the fourth pitcher since 1954 to record at least 17 strikeouts when tossing a complete-game one-hitter...the 17 strikeouts rank second on the Blue Jays all-time list, one shy of Roger Clemens' 18 on 8/25/98 vs. KC.
- Voted by the Toronto chapter of the BBWAA as the Blue Jays Player of the Month for June, registering a 1.91 ERA in five starts.
- Prior the start of the season, was traded to the Blue Jays from the Seattle Mariners in exchange for RHP Brandon League and OF Joehermyn Chavez.

2009: Pitched to a 2-4 record with a 4.39 ERA and 63 strikeouts against 44 walks in 26 games, 10 starts, for the Seattle Mariners.

- Began the season as Seattle's closer, converting each of his first six save opportunities of the season from 4/9 to 5/10...posted a 1.29 ERA (1 ER, 7.0 IP) in his first seven relief appearances.
- Moved into the starting rotation on 6/13 and made six starts until 7/10 (0-1, 4.55).
- Went 0-3 with six saves and a 6.38 ERA (13 ER, 18.1 IP) in 16 relief appearances and 2-1, 3.68 ERA (21 ER, 51.1 IP) in 10 starts.
- Limited opponents to a .248 (66-for-266) batting average, including a .212 (25-for-118) clip vs. right-handed hitters.
- Optioned to Triple-A Tacoma on 7/11 and was recalled back to Seattle on 9/9.
- Won five of six starts with Rainiers from 8/3-29, going 5-0 with 1.93 ERA...during this stretch, limited opponents to a .204 (23-for-113) average with 11 walks and 22 strikeouts.

2008: Appeared in 45 games, five starts, with Seattle, posting a 3-4 record with a 3.34 ERA and 75 strikeouts against 34 walks.

- In 40 relief appearances, went 1-2 with 10 saves and a 1.47 ERA (6 ER, 36.2 IP)...his ERA as a reliever ranked second-lowest in Mariners history (min. 30.0 IP).
- Held opponents to a .143 average as a reliever (18-for-126), tied for the second-lowest in club history (min. 30.0 IP)...also averaged 11.54 strikeouts per nine innings, the sixth-highest in club history as a reliever...overall, held opponents to a .174 average (40-for-230), the fifth-lowest mark in club history (min. 50.0 IP).
- Made first Major League start in 101st career appearance, 9/5 vs. New York-AL...allowed one hit, one run and struck out 9 in 7.2 innings...no-hit the Yankees through 7.2 innings, becoming the first player in more than 40 years to take a no-hitter that far into a game in his first career start...Boston's Billy Rohr went 8.2 innings without allowing a hit on Opening Day in 1967 at Yankee Stadium (4/14/67)...joined Juan Marichal (1960), Rudy May (1965) and Steve Woodward (1997) as the only players since 1900 to pitch at least 7.2 innings, allow one hit and strike out at least eight in their first Major League start.
- Notched first career save 6/11 at Toronto...entered game after J.J. Putz left with an elbow injury and recorded two strikeouts and a flyout to secure 2-1 victory.
- Optioned to Triple-A Tacoma on 8/5 to begin transition to become a starting pitcher...made five starts for the Rainiers, going 1-1 with a 3.37 ERA (7 ER, 18.2 IP) striking out 23 and not giving up a home run.
- Opened the season at Double-A West Tennessee...appeared in six games for the Diamond Jaxx (7.1 IP, 3 H, 1 R, 0 ER, 6 BB, 8 K)...recalled from minors on 4/17 and made season debut that night at Oakland.

2007: Saw the first Major League action of his career, appearing in 60 games out of the bullpen for the Mariners.

- Posted a 3-4 record with a 4.12 ERA and 66 strikeouts against 50 walks.
- Made his Big League debut on 4/3 vs. OAK with 1.0 scoreless IP...became the 3rd player from the 2006 draft class to pitch in the Majors (DET Andrew Miller and NYM Joe Smith)...became just the 7th player in Mariners history to make his ML debut the year after he was drafted.
- Earned first ML win 4/23 at TEX, allowing one hit in a then career-high 3.1 IP.
- Among AL rookie relievers, ranked second in strikeouts (66), third in appearances (60) and fourth in ERA (4.12).

2006: Began his professional career with the Mariners after being selected in the first round (fifth overall) of the First-Year Player Draft out of the University of California, Berkeley.

- Began his pro career with the AZL Mariners, appearing in seven games, four starts, pitching to a 0-2 record with a 2.77 ERA.
- Transferred to Single-A Inland Empire on 8/31, appearing in one start, for the 66ers, tossing three scoreless frames.

PERSONAL

Brandon John Morrow... he and his wife, Lily, reside in Scottsdale, Ariz....graduated from Rancho Cotate High School (CA) in June, 2002...earned first-team all-league, first-team All-Redwood Empire, first-team All-North Coast Section and second-team All-State honors during his senior season....competed for the California All-Stars at the 2002 Sunbelt Classic in McAlester, Oklahoma....attended the University of California, Berkeley where he was one of 10 semifinalists for the Roger Clemens Award as the nation's top collegiate pitcher during his junior season in 2006... named first-team All-Pac-10, going 7-4 with a 2.05 ERA (2nd in Pac-10) as a junior...named a Cape Cod League All-Star in the summer of 2005 for the Yarmouth-Dennis Red Sox...diagnosed with Type 1 diabetes when he was 18 and is active in the community as an advocate for people living with the disease...originally signed by Mariners' scout Ron Tostenson.

BRANDON MORROW'S CAREER PITCHING RECORD

YR	CLUB	W-L	ERA	G	GS	CG	SHO	SV	IP	H	R	ER	HR	HB	BB	SO	WP	BK	AVG
2006	AZL Mariners (R)	0-2	2.77	7	4	0	0	0	13.0	10	4	4	0	0	9	13	3	0	.227
	Inland Empire (A)	0-0	0.00	1	1	0	0	0	3.0	0	0	0	0	0	0	4	0	0	.000
2007	SEATTLE	3-4	4.12	60	0	0	0	0	63.1	56	29	29	3	1	50	66	4	0	.243
2008	W. Tennessee (AA)	0-0	0.00	6	0	0	0	0	7.1	3	1	0	0	0	6	8	2	0	.125
	Tacoma (AAA)	1-2	5.01	6	5	0	0	0	23.1	17	13	13	2	0	11	26	3	0	.200
	SEATTLE	3-4	3.34	45	5	0	0	10	64.2	40	26	24	10	0	34	75	5	0	.174
	SEATTLE	2-4	4.39	26	10	0	0	6	69.2	66	38	34	10	0	44	63	3	0	.248
	Tacoma (AAA)	5-3	3.60	10	10	1	1	0	55.0	50	24	22	2	1	23	40	6	0	.242
	TORONTO	10-7	4.49	26	26	1	1	0	146.1	136	76	73	11	9	66	178	8	0	.248
2011	Dunedin (A)@	0-2	7.71	3	3	0	0	0	9.1	13	9	8	0	0	6	11	3	0	.310
	TORONTO	11-11	4.72	30	30	0	0	0	179.1	162	103	94	21	12	69	203	12	1	.237
2012	TORONTO	10-7	2.96	21	21	3	3	0	124.2	98	45	41	12	2	41	108	3	0	.214
	Dunedin (A)@	0-0	1.50	2	2	0	0	0	6.0	8	2	1	0	0	3	6	0	0	.348
	New Hampshire (AA)@	1-0	2.51	3	3	0	0	0	14.1	10	4	4	2	0	3	12	1	0	.200
	TORONTO	2-3	5.63	10	10	0	0	0	54.1	63	39	34	12	1	18	42	1	0	.286
	Dunedin (A)@	0-0	13.50	1	1	0	0	0	2.0	5	3	3	1	0	1	0	0	0	.556
	TORONTO	1-3	5.67	13	6	0	0	0	33.1	37	21	21	2	0	18	30	1	1	.287
	Dunedin (A)@	0-0	0.00	1	0	0	0	0	1.0	0	0	0	0	0	0	1	0	0	.000
	Buffalo (AAA)@	0-0	3.86	2	0	0	0	0	2.1	2	1	1	0	0	0	1	0	0	.222
2015	SAN DIEGO	2-0	2.73	5	5	0	0	0	33.0	29	10	10	3	0	7	23	0	0	.248
	El Paso (AAA)@	0-0	7.71	1	1	0	0	0	2.1	3	2	2	0	0	1	1	0	0	.333
	San Antonio (AA)@	0-0	4.05	2	2	0	0	0	6.2	10	3	3	0	0	2	3	0	0	.385
Major League Totals		44-43	4.22	236	113	4	4	16	768.2	687	387	360	84	25	347	788	37	2	.239
Minor League Totals		7-9	3.77	45	32	1	1	0	145.2	131	66	61	7	1	65	126	18	0	.242

*Led league +Tied for league lead @Rehab assignment

2015 AND CAREER BATTING RECORD

YR	CLUB	AVG	G	AB	R	H	2B	3B	HR	RBI	SH	SF	HP	BB	SO	SB	CS	OBP	SLG
2015	SAN DIEGO	.000	5	9	0	0	0	0	0	0	0	0	0	1	8	0	0	.100	.000
Major League Totals		.000	20	23	0	0	0	0	0	0	0	0	0	1	14	0	0	.042	.000

CAREER FIELDING

POSITION	PCT.	G	PO	A	E	TC	DP
Pitcher	.954	236	31	52	4	87	5

SINGLE-GAME HIGHS

INNINGS PITCHED.....9.0 IP, four times, June 6, 2012 at Chicago (AL)
 LOW-HIT COMPLETE GAME.....1, August 8, 2010 vs. Tampa Bay
 STRIKEOUTS.....17, August 8, 2010 vs. Tampa Bay
 MOST HITS ALLOWED.....11, three times, last May 2, 2014 at Pittsburgh
 MOST RUNS ALLOWED.....9, June 11, 2011 vs. Boston
 MOST WALKS ALLOWED.....8, April 26, 2014 vs. Boston
 MOST HOME RUNS ALLOWED.....3, six times, last May 23, 2013 vs. Baltimore
 CAREER WINNING STREAK.....Five games, twice, last June 18 - July 20, 2011
 CAREER 10-STRIKEOUT GAMES.....8, last, October 3, 2012 vs. Minnesota
 CAREER HOME RUNS HIT.....None

CAREER TRANSACTIONS

2006.....Signed by the Seattle Mariners as a first-round selection (fifth overall) in the First-Year Player Draft.
 2009.....Acquired by the Toronto Blue Jays in exchange for OF Johermy Chavez and Brandon League, December 23.
 2014.....Signed by the San Diego Padres as a Major League free agent, December 19.
 2015.....Signed by the San Diego Padres as a minor league free agent, December 14.



WIL MYERS

INFIELDER/OUTFIELDER

BATS/THROWS: R/R

OPENING DAY AGE: 25

BORN: December 10, 1990 in Thomasville, NC

RESIDENCE: Thomasville, NC

ACQUIRED: From TB w/ RHP G. Reyes, LHP J. Castillo & C.R. Hanigan as part of 11-player, three-team trade that sent RHP B. Smith, C.R. Rivera and INF J. Bowers to TB & RHP J. Ross and PTBNL (INF T. Turner) to WSH; December 18, 2014

CONTRACT STATUS: Signed through 2016

HEIGHT/WEIGHT: 6-3/205

SERVICE TIME: 2.104

CAREER

2015: Played in 60 games for the Padres, missing time with two separate stints on the disabled list.

- Made his second career and second straight Opening Day roster, starting in center field and hitting leadoff Opening Day, 4/6 at LAD.
- Over his first 32 games he hit .291/.340/.493 (39-134) with five home runs, 19 RBI and 28 runs scored before landing on the 15-day DL on 5/19 (retroactive to 5/11) with left wrist tendinitis... missed 28 games before returning from the DL on 6/11.
- Over 23 games in the opening month, he hit .286 (28-98) with four home runs, 15 RBI and 21 runs scored, the third-most runs scored in the month of April in franchise history and most since Al Martin scored a franchise-record 25 runs in April 2000...his 21 runs scored in April were tied for the most in Major League Baseball with St. Louis' Matt Carpenter.
- At the time his first injury took him down, his 28 runs scored from 4/6-5/10 were most in the Majors while his 39 hits ranked tied for ninth in the Majors and tied for third in the National League.
- Over a four-game streak from 4/28-5/2 he scored multiple runs in four-straight games, matching the Padres franchise record...fourth time a Padre scored multiple runs in four-straight and first since Damian Jackson in 2001 (4/5-8/01)... only others to do so were Greg Vaughn in 1998 (7/13-17/98) and Bip Roberts in 1990 (9/16-19/90).
- Played in three games 6/11-13 before landing back on the 15-day DL on 6/15 (retro to 6/14) with left wrist tendinitis.
- Underwent surgery on 6/18 to remove a bone spur in his left wrist, performed in Scottsdale, AZ by Dr. Donald Sheridan...transferred to 60-day DL on 8/8.
- Missed 70 games on the DL a second time before being reinstated from the DL on 9/4.
- Played in 25 games from 9/4 through the end of the season, hitting .208 (16-77) with three home runs and 10 RBI.
- Recorded a career-high tying four RBI on 9/14 at ARI, sixth four-RBI game of his career and first since 5/4/14 at NYY.
- Made 56 starts total, with 33 in center field, 19 at first base, three in left field and one in right field...each of his first 28 starts came in center field while 19 of his final 28 starts came at first base.
- Of his 56 starts, 51 came batting leadoff...in those 51 starts batting leadoff he hit .271/.343/.459 with eight home runs, 29 RBI and 40 runs scored...hit two leadoff home runs, his lone two career leadoff homers, with his first on 4/25 vs. LAD and his second on 9/14 at ARI.
- Overall on the season hit .350 (14-40) with runners in scoring position, including .348 (8-23) with RISP and two outs.

QUICK HIT

- Is one of three players to win the *Baseball America, USA Today* and *Topps MiLB Player of the Year Awards* in the same season.
- Younger brother, Beau, is a freshman INF/OF for Appalachian State.
- First MLB Hit:** June 8, 2013 (2) at BOS, single off Felix Doubront
- First MLB Home Run:** June 22, 2013 vs. NYY, Grand Slam off CC Sabathia

2014: The reigning American League Rookie of the Year was limited to 87 games due to a right wrist fracture.

- Was sidelined 70 games from 5/5 - 8/20...started 84 games (76 in RF, eight at DH) and made appearances at first base (two games) and center field (one game).
- Made his first Opening Day roster on 3/31 vs. TOR...started in right field and went 3-for-5 with a double and two RBI.
- Hit everywhere from first to seventh in the starting lineup during the course of the season...hit leadoff twice for the first time in his career on 5/13 at SEA and 5/21 vs. OAK.
- Logged his third career multi-homer game on 4/19 vs. NYY in what was his 104th career game...since 2000, he is one of four Major League players to total three multi-HR games in his first 104 career games before turning 24 years old, joining Laynce Nix, Brad Miller and Ryan Braun.
- From 4/28 - 5/15, hit .290/.339/.477 (31-for-107) with eight doubles, four home runs and 16 RBI in 26 games.
- On 5/4 at NYY, hit a three-run, inside-the-park home run off CC Sabathia...it was the first inside-the-parker in the Majors in 2014.
- Became the first visiting player with a grand slam and a inside-the-park HR at new Yankee Stadium...the slam came on 6/23/13, also off Sabathia.
- Began his career with a 13-game hitting streak at Yankee Stadium before going hitless on 9/9...per ELIAS, it was the longest streak in road games against the Yankees to begin a career since WSH Eddie Foster in 1912-13 (17 games) at Hilltop Park and the Polo Grounds.
- Had a two-RBI sac fly on 9/16 vs. NYY, the first two-run sac fly in Rays history scoring Evan Longoria from third base and James Loney from second base...it was the first two-run sac fly in the Majors since LAA Mike Trout on 8/10/12 vs. SEA.

2013: Named 2013 Jackie Robinson American League Rookie of the Year by the Baseball Writers' Association of America, earning 23 of 30 first-place votes.

- Won the award despite playing only 88 games after his 6/18 call-up...became the first position player to win AL Rookie of the Year in fewer than 100 games and the second in major league history, joining PHI Ryan Howard (2005, 88 games).
- Also recognized as AL Rookie of the Year by *Sporting News*, AL Outstanding Rookie in the Players Choice Awards, Rays Outstanding Rookie by the Tampa Bay chapter of the BBWAA and was named to Topps All-Rookie Team.
- Led AL rookies in RBI (53), go-ahead RBI (15), doubles (23), extra-base hits (36), on-base percentage (.354) and slugging percentage (.478) and tied LAA J.B. Shuck for first in total bases (160)...became the first player to lead AL rookies in RBI in less than 90 games since DET Hoot Evers in 1946 (33 RBI in 81 games).
- After his 6/18 call-up, led the team in doubles, RBI, runs scored (50), OBP (.354) and SLG...the Rays went 56-38 (.596) after his call-up, compared to 36-33 (.522) before it.
- Became just the fifth rookie in the 2000s to lead a postseason-bound team in batting (.294) after the All-Star break...joined OAK Yoenis Cespedes in 2012, STL Albert Pujols, SEA Ichiro Suzuki in 2001 and SEA Carlos Guillen in 2000.
- Made 68 starts in right field and DH'd 11 times...also started six games in center field in August.
- His first major league home run was a grand slam off CC Sabathia on 6/23...it made him (22 years, 194 days) the fourth-youngest visiting player to hit a grand slam at Yankee Stadium (new or original) and the youngest since SEA Ken Griffey Jr. in 1991.
- Entered 2013 rated by *Baseball America* as the No. 1 prospect, Best Power Hitter and Best Hitter for Average in the Rays system...also ranked the No. 4 prospect in the minor leagues by *MLB.com*.
- Prior to the season, was acquired by Tampa Bay along with INF Patrick Leonard, LHP Mike Montgomery and RHP Jake Odorizzi from the Kansas City Royals in exchange for RHP Wade Davis, RHP James Shields and a player to be named later (INF Elliot Johnson).

2012: Named the Minor League Player of the Year by *Baseball America*, *USA Today* and Topps, joining Andruw Jones (1996) and Josh Beckett (2001) as the only players to win the award from the three publications in the same season.

- Split the season between Double-A Northwest Arkansas and Triple-A Omaha, hitting a combined .314 with 26 doubles, six triples, 37 home runs and 109 RBI in 134 games.
- His 37 home runs were the second-most in minor league baseball, one shy of Darin Ruf, who hit 38 for Double-A Reading (Phillies)...his 313 total bases led all minor leaguers while his 109 RBI ranked fourth...his .987 OPS was fifth among full-season minor leaguers and was one of six minor leaguers with a .600 or better slugging percentage.
- According to *Baseball America*, became one of 10 minor leaguers in the past 50 years to hit 35 or more home runs above Class-A before turning 22...only two others matched or exceeded his 37 HR: Arlo Engel (41 for Double-A El Paso in 1963) and Paul Konerko (37 for Triple-A Albuquerque in 1997).
- At just 21 years old, was the second-youngest regular in the Pacific Coast League.
- Collected two hits and drove in three runs for Team USA at the SiriusXM Futures Game at Kauffman Stadium in Kansas City on 7/8, in what was his second straight Futures Game appearance...three days later was selected the "Star of Stars" for the Pacific Coast League in the Triple-A All-Star Game after recording two hits, including a double, with an RBI.

2011: Spent the entire season with Double-A Northwest Arkansas where he made the conversion from catcher to outfielder.

- Hit .254 with 23 doubles, one triple, eight home runs, 49 RBI and 50 runs scored in 99 games for the Naturals.
- Spent the majority of the season in right field, where he appeared in 75 games, but also played in 13 games in center field and six games in left field.
- Missed almost a month beginning May 11 with a serious laceration on his knee and a subsequent infection...suffered the injury when he slipped running from his car in the rain.
- Was hitting .284 with two HR and nine RBI in 20 games before the injury and .246 with six HR and 40 RBI in 79 games after his return.
- Named to the Texas League All-Star Game and was selected for Team USA at the SiriusXM Futures Game at Chase Field in Phoenix.
- Following the season, played in the Arizona Fall League, batting .360 (31-for-86) with five doubles, five triples, four home runs, 18 RBI and 24 runs scored in 23 games for Surprise...finished second in the league in OBP (.481), third in SLG (.674) and third in OPS (1.156)...his 20 walks tied for the league lead.

2010: Split the season between Single-A Burlington and Advanced-A Wilmington, hitting a combined .315 with 37 doubles, three triples, 14 home runs, 83 RBI and 85 walks in 126 games.

- Following the season, was rated by *Baseball America* as being the second-best prospect in the Royals system, third-best prospect in the Midwest League and fourth-best prospect in the Carolina League.
- Named Class-A Burlington Player of the Year and a Midwest League All-Star despite a 7/1 promotion to Wilmington.

2009: Selected by the Kansas City Royals in the third round of the June First-Year Player Draft out of Wesleyan Christian Academy.

- After signing with the Royals, appeared in a combined 22 games between Rookie-Levels Idaho Falls and Burlington, hitting .369 with 7 doubles, two triples, five home runs and 18 RBI.
- Rated by *Baseball America* as being the top prospect in the Pioneer League following the season...had a minor-league-high 21 hits in September.

PERSONAL

William Bradford Myers...committed to the University of South Carolina before signing with the Royals...graduated from Wesleyan Christian Academy in High Point, N.C. in 2009...finished his senior year batting .532 with 14 home runs and 41 RBI and was named the second-best "Pure Hitter" in the 2009 draft by *Baseball America*...led his squad to the North Carolina state title as a junior in 2008, pitching to a 10-0 record, including the victory in Game 1 of the best-of-three championship series...originally signed by Royals' scout Steve Connelly.

WIL MYERS' CAREER BATTING RECORD

YR	CLUB	AVG	G	AB	R	H	2B	3B	HR	RBI	SH	SF	HP	BB	SO	SB	CS	OBP	SLG	E
2009	Idaho Falls (R)	.426	18	68	18	29	7	1	4	14	0	2	1	9	15	2	0	.488	.735	1
	Burlington (R)	.125	4	16	1	2	0	1	1	4	0	0	0	0	3	0	0	.125	.438	0
2010	Burlington (A)	.289	68	242	42	70	19	1	10	45	0	2	2	48	55	10	3	.408	.500	4
	Wilmington (A)	.346	58	205	28	71	18	2	4	38	0	1	4	37	39	2	3	.453	.512	1
2011	NW Arkansas (AA)	.254	99	354	50	90	23	1	8	49	2	4	4	52	87	9	2	.353	.393	7
2012	NW Arkansas (AA)	.343	35	134	32	46	11	1	13	30	0	1	1	16	42	4	1	.414	.731	0
	Omaha (AAA)	.304	99	388	66	118	15	5	24	79	0	3	3	45	98	2	2	.378	.554	5
2013	Durham (AAA)	.286	64	252	44	72	13	2	14	57	0	6	2	29	71	7	1	.356	.520	2
	TAMPA BAY	.293	88	335	50	98	23	0	13	53	0	4	1	33	91	5	2	.354	.478	0
2014	TAMPA BAY	.222	87	325	37	72	14	0	6	35	0	2	0	34	90	6	1	.294	.320	4
	Durham (AAA)@	.250	7	24	3	6	1	0	2	6	0	0	0	7	7	3	0	.419	.542	1
2015	SAN DIEGO	.253	60	225	40	57	13	1	8	29	0	0	1	27	55	5	2	.336	.427	0
	El Paso (AAA)@	.333	3	15	4	5	0	0	1	1	0	0	0	0	2	2	0	.333	.533	0
	Lake Elsinore (A)@	.222	3	9	3	2	1	0	0	0	0	0	1	2	2	0	0	.417	.333	0
Major League Totals		.256	235	885	127	227	50	1	27	117	0	6	2	94	236	16	5	.327	.407	4
Minor League Totals		.299	458	1707	291	511	108	14	81	323	2	19	18	245	421	41	12	.389	.521	21

*Led league +Tied for league lead @Rehab assignment

WILD CARD GAME RECORD

YR	CLUB	AVG	G	AB	R	H	2B	3B	HR	RBI	SH	SF	HP	BB	SO	SB	CS	OBP	SLG
2013	TB at CLE	.250	1	4	0	1	0	0	0	0	0	0	0	0	3	0	0	.250	.250

DIVISION SERIES RECORD

YR	CLUB	AVG	G	AB	R	H	2B	3B	HR	RBI	SH	SF	HP	BB	SO	SB	CS	OBP	SLG
2013	TB vs. BOS	.063	4	16	0	1	0	0	0	0	0	0	0	1	4	0	0	.143	.063

CAREER FIELDING

POSITION	PCT.	G	PO	A	E	TC	DP
Outfield	.990	197	373	8	4	385	2
Right Field	.986	152	279	6	4	289	1
Center Field	1.000	47	89	2	0	91	1
First Base	1.000	24	159	10	0	169	17
Left Field	1.000	4	5	0	0	5	0
Career Totals	.993	230	532	18	4	554	19

SINGLE-GAME HIGHS

HITTING STREAK.....12 games, July 13-31, 2013
 HITS.....4, May 8, 2015 at Arizona
 DOUBLES.....2, four times, last May 9, 2015 at Arizona
 RBI.....4, six times, last September 14, 2015 at Arizona
 RUNS SCORED.....4, April 19, 2014 vs. New York (AL)
 WALKS.....3, three times, last September 16, 2015 at Arizona
 STRIKEOUTS.....3, 14 times, last September 22, 2015 vs. San Francisco
 STOLEN BASES.....2, May 30, 2014 at Boston
 CAREER WALK-OFF HITS.....One, August 3, 2013 vs. San Francisco (Jean Machi)

HOME RUNS

CAREER MULTI-HOMER GAMES (3).....April 19, 2014 vs. New York (AL)
 September 4, 2013 at Los Angeles (AL)
 July 28, 2013 at New York (AL)
 CAREER GRAND SLAMS (1).....June 22, 2013 at New York (AL) (CC Sabathia)
 CAREER PINCH-HIT (0).....None
 CAREER WALK-OFF (0).....None
 CAREER LEAD-OFF (2).....April 25, 2015 vs. Los Angeles (NL) (Brandon McCarthy)
 September 14, 2015 at Arizona (Jeremy Hellickson)

CAREER TRANSACTIONS

2009.....Signed by the Kansas City Royals as a third-round selection in the First-Year Player Draft.
 2012.....Acquired by the Tampa Bay Rays along with INF Patrick Leonard, LHP Mike Montgomery and RHP Jake Odorizzi in exchange for RHP Wade Davis, RHP James Shields and PTBNL (INF Elliot Johnson), December 9.
 2014.....Acquired by the San Diego Padres from the Tampa Bay Rays along with RHP Gerardo Reyes, LHP Jose Castillo and C Ryan Hanigan as part of 11-player, three-team trade that sent RHP Burch Smith, C Rene Rivera and INF Jake Bauers to Tampa Bay and RHP Joe Ross and a PTBNL (INF Trea Turner) to Washington while Washington sent LHP Travis Ott and OF Steven Souza to Tampa Bay, December 18.

NICK NOONAN

INFIELDER

BATS/THROWS: L/R

OPENING DAY AGE: 26

BORN: May 4, 1989 in Poway, CA

RESIDENCE: San Diego, CA

ACQUIRED: Signed as a minor league free agent: February 8, 2016

CONTRACT STATUS: Signed through 2016

HEIGHT/WEIGHT: 6-1/185

SERVICE TIME: 0.151



NON-ROSTER INVITEE

CAREER

2015: Began the year with the New York Yankees organization, playing in 67 games for Triple-A Scranton/Wilkes-Barre before returning to the Giants organization mid-season.

- Signed with the Yankees as a minor league free agent before the start of the season and hit .262 (64-for-244) with 13 doubles, one home run, 26 RBI and 28 runs scored in 67 games for Scranton/Wilkes-Barre...missed time while on the seven-day disabled list from 7/9-20...released by the Yankees on 7/20 when reinstated.
- Signed with the Giants as a minor league free agent on 8/5, playing in 19 games for Triple-A Sacramento before having his contract selected by the Big League club on 9/1.
- Played in 14 games for San Francisco, his first Major League action since 2013.
- Hit his first career home run on 9/30 vs. the Dodgers, a solo shot off of Joel Peralta.

QUICK HIT

- **First MLB Hit:** April 7, 2013 vs. STL, single off of Joe Kelly
- **First MLB Home Run:** September 30, 2015 vs. LAD, solo off of Joel Peralta

2014: Played the majority of the season with Triple-A Fresno, hitting .237 (90-for-379) in 104 games.

- Began the year with Single-A San Jose, playing in four games before transferring to Fresno.
- Overall on the year played 77 games at shortstop, 16 at second base and 14 at third base.
- Missed time early in the year while on the seven-day disabled list from 4/3-19.

2013: Made his Major League debut for the Giants, hitting .219 (23-for-105) in 62 games, also playing in 48 games for Triple-A Fresno.

- Made his first career Opening Day roster for San Francisco...optioned to Triple-A on 3/15 during Spring Training but came back to camp on 3/22.
- Had five stints with San Francisco, making the Opening Day roster and then optioned on 6/8...recalled again on 6/11 and optioned 6/23...recall again on 7/8 and optioned back on 7/12...recalled a fourth time on 8/22 and optioned back the next day on 8/23...recalled a fifth and final time on 9/3, spending the remainder of the year with the Giants.
- Recorded his first career hit on 4/7 vs. STL off of RHP Joe Kelly.
- Made his first career start on 4/11 at CHI, on a day that was raining and 40 degrees at first pitch...went 3-for-5 with an RBI.

2012: Played the entire season with Triple-A Fresno, hitting .296 (145-for-490) with 26 doubles, three triples, nine home runs, 62 RBI and 65 runs scored in 129 games played.

- Played the majority of his games at shortstop, appearing in 97 games there.
- On 5/20 at Round Rock hit two home runs, including his first career grand slam, and drove in eight runs to set a Grizzlies franchise record for RBI in a single game.
- Named an Organization All-Star for San Francisco by MiLB.com following the season.

2011: Split the season between Single-A San Jose, Double-A Richmond and Triple-A Fresno, hitting a combined .229 (96-for-419) with 17 doubles, one triple, five home runs, 45 RBI and 48 runs scored in 112 games.

- Missed time while on the seven-day disabled list from 4/7-21.
- Hit .333 (5-for-15) in four postseason games for San Jose, with four RBI and three runs scored.

2010: Spent the entire season with Double-A Richmond, hitting .237 (88-for-372) with 12 doubles, two triples, three home runs, 26 RBI and 43 runs scored in 101 total games.

- Missed time with two stints on the disabled list from 5/27-6/15 and 6/21-7/4, suffering a hamstring strain.
- Recorded 20 hits during a 10-game hit streak from 7/27-8/8 (.444, 20-for-45).

2009: Played the entire season with Single-A San Jose, hitting .259 (119-for-459) with 26 doubles, eight triples, seven home runs, 64 RBI and 82 runs scored in 124 games, helping the San Jose Giants win the California League Championship.

- In eight postseason games he hit .250 (7-for-28) with three RBI and two runs scored.

2008: Spent the entire season with Single-A Augusta, hitting .279 (139-for-499) with 27 doubles, seven triples, nine home runs, 68 RBI and 79 runs scored with 29 stolen bases in 119 total games, helping the GreenJackets win the South Atlantic League Championship.

- Hit .333 (6-for-18) in five postseason games with one home run, five RBI and five runs scored.

2007: Made his professional debut with the Giants Rookie-Level affiliate in the Arizona Summer League, hitting .316 (65-for-206) with 11 doubles, four triples, three home runs, 40 RBI and 33 runs scored with 18 stolen bases in 52 games played.

- Named a *Baseball America* Rookie All-Star and Arizona Summer League Post-Season All-Star following the season.

PERSONAL

Nicholas Murphy Noonan...he and his wife, Amanda, have one son, James Murphy...graduated from Francis Parker High School in San Diego, Calif. where he helped the baseball team win the CIF San Diego Division IV Championship in 2004 as a freshman on the varsity team and 2007 as a senior...named the Coast League South Player of the Year and CIF San Diego Division IV Player of the Year from 2005-07...also named the 2007 Union-Tribune Player of the Year...broke or tied five San Diego Section records during his senior season at Francis Parker...posted a career .505 batting average with a section-record 67 hits, 40 of which were extra-base hits...his 10 triples his senior year and 20 career triples were also section records...also established section career-bests with 156 RBI and 54 doubles...turned down a scholarship to play for Clemson University after signing with the San Francisco Giants as a supplemental-round (32nd overall) selection in the 2007 First-Year Player Draft...originally signed by Giants' scout Ray Krawczyk.

NICK NOONAN'S CAREER BATTING RECORD

YR	CLUB	AVG	G	AB	R	H	2B	3B	HR	RBI	SH	SF	HP	BB	SO	SB	CS	OBP	SLG	E
2007	AZL Giants (R)	.316	52	206	33	65	11	4	3	40	3	1	2	12	20	18	3	.357	.451	11
2008	Augusta (A)	.279	119	499	79	139	27	7	9	68	2	3	5	23	98	29	4	.315	.415	18
2009	San Jose (A)	.259	124	459	82	119	26	8	7	64	9	9	5	48	97	9	5	.330	.397	16
2010	Richmond (AA)	.237	101	372	43	88	12	2	3	26	6	4	2	22	74	7	3	.280	.304	11
2011	Richmond (AA)	.212	71	260	28	55	11	0	3	25	2	2	2	33	60	2	2	.303	.288	9
	Fresno (AAA)	.297	13	37	6	11	0	0	1	4	0	0	0	4	2	1	0	.366	.378	1
	San Jose (A)	.246	28	122	14	30	6	1	1	16	0	1	0	12	18	1	2	.311	.336	7
2012	Fresno (AAA)	.296	129	490	65	145	26	3	9	62	5	5	1	40	84	7	3	.347	.416	24
2013	SAN FRANCISCO	.219	62	105	12	23	2	0	0	5	0	0	0	6	24	0	0	.261	.238	1
	Fresno (AAA)	.255	48	165	20	42	13	1	0	20	2	3	1	17	44	1	2	.323	.345	2
2014	San Jose (A)	.158	4	19	1	3	1	0	1	2	0	0	0	1	4	0	0	.200	.368	0
	Fresno (AAA)	.237	104	379	38	90	16	0	3	24	2	1	4	20	98	6	5	.282	.303	16
2015	Scranton/WB (AAA)	.262	67	244	28	64	13	0	1	26	3	4	1	17	68	1	1	.308	.328	10
	Sacramento (AAA)	.266	19	64	6	17	1	0	2	10	0	1	0	5	15	1	0	.314	.375	1
	SAN FRANCISCO	.091	14	22	2	2	1	0	1	3	0	0	0	2	8	0	0	.167	.273	1
Major League Totals		.197	76	127	14	25	3	0	1	8	0	0	0	8	32	0	0	.244	.244	2
Minor League Totals		.262	879	3316	443	868	163	26	43	387	34	34	23	254	682	83	30	.316	.366	125

*Led league +Tied for league lead @Rehab assignment

CAREER FIELDING

POSITION	PCT.	G	PO	A	E	TC	DP
Second Base	.981	22	22	30	1	53	11
Third Base	1.000	15	7	16	0	23	2
Shortstop	.909	6	4	6	1	11	1
First Base	1.000	3	24	1	0	25	2
Career Total	.982	45	57	53	2	112	16

SINGLE-GAME HIGHS

HITTING STREAK.....Three games, April 11-16, 2013
 HITS.....3, April 11, 2013 at Chicago (NL)
 DOUBLES.....1, three times, last September 5, 2015 at Colorado
 RBI.....2, twice, last September 5, 2015 at Colorado
 RUNS SCORED.....3, June 13, 2013 at Pittsburgh
 WALKS.....1, eight times, last October 4, 2015 vs. Colorado
 STRIKEOUTS.....2, four times, last October 4, 2015 vs. Colorado
 CAREER WALK-OFF HITS.....None

CAREER TRANSACTIONS

2007.....Signed by the San Francisco Giants as a supplemental round selection (32nd overall) in the First-Year Player Draft.
 2014.....Designated for assignment by the Giants on July 25 and outrighted to Triple-A Fresno, August 3.
 2014.....Signed by the New York Yankees as a minor league free agent, December 15.
 2015.....Released by the New York Yankees, July 20.
 2015.....Signed by the San Francisco Giants as a minor league free agent, August 5.
 2016.....Signed by the San Diego Padres as a minor league free agent, February 8.

**DEREK NORRIS****CATCHER****BATS/THROWS:** R/R**OPENING DAY AGE:** 27**BORN:** February 14, 1989 in Goddard, KS**RESIDENCE:** Goddard, KS**ACQUIRED:** From OAK with RHP Seth Streich and cash considerations in exchange for RHP R.J. Alvarez and RHP Jesse Hahn: December 18, 2014**CONTRACT STATUS:** Signed through 2016**HEIGHT/WEIGHT:** 6-0/230**SERVICE TIME:** 3.102**CAREER**

2015: In his first season with the Padres set career-highs in nearly every offensive category, including games played, hits, runs, doubles, triples, home runs and RBI.

- Started a career-high 116 games behind the plate, tossing out a career-high and Major League-best 38 runners...his 38 runners thrown out were the most by any Major League catcher since 2009 when Gerald Laird tossed out 40 for Detroit and the most by a National League catcher since 2003 when Paul Lo Duca tossed out 43 for Los Angeles...most by a Padres catcher since 1997 when John Flaherty threw out 42...his 38 runners thrown out rank seventh-most all-time by a Padres catcher, just the fourth catcher for San Diego to toss out as many as 38, joining Terry Kennedy (three times), Benito Santiago (twice) and Flaherty (once).
- While behind the plate Padres pitched to a 4.14 ERA (479 ER, 1040.2 IP) on the season.
- Made his third career and third-straight Opening Day roster, making his first career Opening Day start on 4/6 at LAD, starting behind the plate and batting second, going 2-for-4 with a run.
- Overall on the season, collected a career-high 49 extra-base hits with 33 doubles, two triples and 14 home runs...his extra-base hits (not all while playing catcher) were the most among all Major League catchers in 2015, one more than Toronto's Russell Martin and two more than San Francisco's Buster Posey...his 49 extra-base hits were the third-most ever by a Padres catcher behind Terry Kennedy's 64 extra-base hits in 1982 and Benito Santiago's 53 extra-base hits in 1987.**
- Over the first month he hit .313 (25-80) with one home run and 11 RBI before following up in May by hitting .260 (27-104) with three home runs and 21 RBI...over 25 games in June he hit .168 (16-95) with seven home runs and 13 RBI.
- In the first half of the season he hit .233 (74-317) with 11 home runs and 45 RBI in 85 games...over his first 60 games, hit .271 (61-225) with seven home runs and 39 RBI before hitting .141 (13-92) with four home runs and six RBI over 25 games from 6/14 - 7/11 to close out the first half.
- His 11 home runs in the first half were tied with Gene Tenace (1979) for the second-most ever by a Padres catcher before the All-Star Break, one shy of Mike Piazza who had 12 in the first half of 2006.
- In the second half he hit .278 (55-198) with three home runs and 17 RBI over 62 games, closing out the year by hitting .298 (51-171) with three home runs and 17 RBI in his final 54 games from 7/30 through the end of the season.
- In games in which he drove in a run in 2015, the Padres went 30-8 (.789).
- Played in 17 games at first base and made 15 starts there in 2015, his lone career starts at first base.
- Hit his second career walk-off home run and second career grand slam with a walk-off grand slam on 5/29 vs. PIT...had previously struck out four times in that game before delivering the walk-off slam, becoming the first Major League to hit a walk-off slam in a game in which he previously struck out as many as four times, according to ELIAS.
- The grand slam was the second of his career and one of two for him in 2015, also hitting a grand slam on 7/30 at NYM in the seventh inning as part of a rally that saw the Padres come back from a 7-1 deficit to beat the Mets 8-7 that day.
- Overall on 7/30 at NYM he collected a career-high five hits, the most hits in a game for a Padre in 2015...with five hits on the day and one being a grand slam, he became the first Padre ever to have five hits and a grand slam in a game and the first Major League to do so since Russell Martin did it for the Yankees on 8/25/11 vs. OAK...first National League player to do so since Tsuyoshi Shinjo did so for San Francisco on 7/2/02 at COL.
- The walk-off grand slam on 5/29 was the sixth in Padres franchise history and the first for San Diego since Adrian Gonzalez did so on 6/2/10 vs. NYM in the 11th inning.
- Collected a total of 22 infield hits in 2015, the most by any Padre and the most among all Major League catchers...since reliable data on infield hits became available in 1987, his 22 infield hits are the most by a Padres catcher.

2014: Posted career-highs in nearly every offensive category for the Athletics en route to being named to his first All-Star team.

- Set career-bests in games (127), at-bats (385), runs (46), hits (104), doubles (19), home runs (10), RBI (55), walks (54), batting average (.270), slugging percentage (.403) and OPS (.763).
- Had a .276 batting average in 114 games as a catcher, the second-best average by an AL backstop...also had the second-best on-base percentage (.364) and third-best slugging percentage (.411).
- Since 6/29/13, has hit .285/.374/.440, the fifth-best batting average, the best OBP and seventh-best SLG of any Major League catcher...ranked fourth in the AL with a .394 OBP when leading off an inning.
- Hit .294 with eight home runs, 37 RBI and a .402 on-base percentage in 70 games before the All-Star Break...batted .245 with two home runs, 18 RBI and a .314 on-base percentage in 57 games after the break.
- Posted a .330 batting average (35-for-106) with runners in scoring position, the ninth-best mark in the AL and fourth-best among Major League catchers with 100 or more plate appearances with RISP.

Norris continued:

- Batted .311 (47-for-151) with a .470 slugging percentage against left-handed pitching compared to a .244 average

QUICK HIT

- Tossed out a Major League-best 38 runners in 2015.**
- Was an American League All-Star in 2014.**
- First MLB Hit:** June 23, 2012 vs. SF, single off Madison Bumgarner
- First MLB Home Run:** June 24, 2012 vs. SF, three-run off Santiago Casilla

(57-for-234) with a .359 slugging percentage against right-handers...among big league hitters with at least 150 AB vs. LHP, his average ranked eighth and his SLG ranked 11th...hit five of his 10 home runs off lefties.

- Hit .303 with seven home runs and 38 RBI in 64 games at home compared to .240 with three home runs and 17 RBI in 63 games on the road.
- Was 4-for-15 (.267) with a double, a home run, five RBI and three walks as a pinch-hitter...his RBI total ranked tied for third among AL hitters in the pinch.
- Turned in a 3.13 catchers ERA, the lowest mark in the AL and third lowest in the Majors...it was the lowest by an AL catcher since the A's Terry Steinbach had a 2.88 ERA in 1989.
- Started games at every spot in the order except first, third and ninth...saw his most action with 47 starts batting fifth.

2013: Hit .246 in 98 games with the A's, a 45-point improvement over his rookie season average of .201 in 2012.

- Finished the campaign 16 doubles, nine home runs, 30 RBI, five stolen bases, 37 walks and 41 runs scored.
- Was hitting .188 with three home runs and 15 RBI in 56 games through June 28, but hit .343 with six home runs and 15 RBI in 42 games from 6/29 through the end of the season.
- Batted .320 (48-for-150) with all nine of his home runs and 25 of his 30 RBI against left-handed pitching compared to .149 (17-for-114) against right-handers...slugged .580 against lefties compared to .184 against righties.
- Made a team-leading 71 starts at catcher...since 1981, the only A's team-leader to make fewer than 72 starts behind the plate was current Houston Astros manager A.J. Hinch in 1999 (67).
- Also appeared in one game at first base and went 3-for-7 (.429) in two starts at designated hitter.
- Hit 3-for-15 (.200) with three walks, three home runs and five RBI as a pinch hitter...tied for second in the American League in pinch homers and tied for fifth in RBI...was the fifth player in Oakland history with three-or-more pinch-hit homers in a season and the first since Jeff Burroughs set the record with four in 1982.
- Made his most starts in the order batting eighth (27) and started in every spot except first, third and fourth...hit .290 with six of his nine home runs in 34 games overall hitting eighth.

2012: Split the season between Triple-A Sacramento and Oakland...hit .201 with seven home runs and 34 RBI in 60 games in what was his Major League debut with the Athletics.

- Added eight doubles, a triple, 19 runs scored, five stolen bases and 21 walks during his time in Oakland...his stolen base total was a franchise record for a rookie catcher.
- Started the season in Triple-A Sacramento, hitting .271 with 14 doubles, two triples, nine home runs, 38 RBI, 21 walks and 39 runs scored in 58 games for the River Cats.
- Recalled from Sacramento 6/21, making his Major League debut with a start at catcher that day against LAD, going 0-for-3...hit safely in each of his next seven games from 6/23 to 7/2...was 10-for-27 (.370) with two home runs and six RBI over that stretch.
- Singled off SF Madison Bumgarner in the fifth on 6/23 for his first ML hit...added a RBI single in the ninth for his first RBI.
- Hit his first big league home run 6/24 against SF, a three-run, walk-off shot in the ninth inning off Santiago Casilla...according to ELIAS, he was the third player in Athletics history to hit a game-ending home run for his first ML home run.
- Optioned to Sacramento on 7/30 and returned to the big league club for good on 8/3 after Kurt Suzuki was traded to WSH.
- Appeared in all five ALDS games, four starts, against DET and went 1-for-12 (.083)...his start in Game 1 at Detroit came at the age of 23 years, 235 days, which made him the youngest catcher to start a postseason game in Athletics history.
- A's pitchers had a 3.08 ERA with him behind the plate compared to 3.69 with all other catchers...the ERA was the lowest among American League catchers with 50 or more games played.
- Was acquired by OAK with RHP A.J. Cole, LHP Tommy Milone and RHP Brad Peacock from WSH in exchange for RHP Robert Gilliam and LHP Gio Gonzalez on 12/23/11.

2011: Made his Double-A debut with Harrisburg (WSH) of the Eastern League and batted .210 with 20 home runs and 46 RBI in 104 games

- His 16.70 at-bats per home run was the best mark in the Eastern League.
- Led Harrisburg in runs scored (75) and walks (77) and ranked third in the EL in base on balls.
- Tossed out 39 of 97 (40.2%) attempted base stealers, which was the best mark in the league.
- Played for Scottsdale in the Arizona Fall League following the season and was named to the AFL All-Prospect Team after batting .276 with two home runs and 11 RBI in 21 games...also played in the AFL Rising Stars Game.
- Rated by *Baseball America* as being the Nationals ninth-best prospect.

2010: Hit .235 in 94 games with Single-A Potomac but ranked 10th in the minors with 89 walks for a .419 OBP.

- Led the Carolina League in walks and ranked second in on-base percentage...hit 12 home runs and his average of 24.83 at bats per home run was third best in the league.
- Tossed out 29 of 57 (50.9%) attempted base stealers.
- Was rated as the Nationals second-best prospect by *Baseball America* following the season, his second consecutive year in the number two spot...was also listed as having the Best Strike-Zone Discipline in the magazine's Best Tools survey.
- Rated by MiLB.com as the Class-A Best Hitter of the Year and was a MiLB.com Organization All-Star.
- Played for Scottsdale in the Arizona Fall League following the season and hit .278 with four home runs and 19 RBI in 16 games...his .667 slugging percentage ranked second in the AFL.

2009: Was named the Nationals Minor League Player of the Year after pacing full-season Washington farmhands in home runs, walks, on-base percentage (.413) and slugging percentage (.513).

- Hit .286 with 23 home runs and 84 RBI in 126 games with Single-A Hagerstown...added 90 walks, which was tied for seventh in all of the minor leagues.
- Led the South Atlantic League in walks (90), intentional walks (9) and on-base percentage (.413), ranked second in home runs, tied for second in extra base hits (53), fourth in RBI and runs scored (78) and fifth in slugging.
- Named to the SAL Mid-Season and Post-Season All-Star teams and was also named the Most Outstanding Major League Prospect...was also honored as a Topps Single-A All-Star.
- Rated by *Baseball America* as being the second-best prospect in the Nationals system following the season.
- Had surgery to remove his left hamate performed by Dr. Thomas Graham in Baltimore on 10/8.

2008: Hit .278 with 10 home runs and 38 RBI in 70 games for Single-A Vermont.

- In addition, also set new club records and led the NYPL with 63 walks and a .444 on-base percentage.

- Appeared in 47 games at catcher and tossed out 23 of 49 (46.9%) attempted stealers, the best percentage in the NYPL.
- Earned a variety of honors, including being named to the New York-Penn League mid-season All-Star Team, the *Baseball America* Short-Season All-Star Team and the Topps Short-Season/Rookie All-Star Team.
- Rated by *Baseball America* as being the fourth-best prospect in the NYPL and the Nationals' sixth-best prospect.

2007: Began his professional career with the Nationals Rookie-Level affiliate in the Gulf Coast League and hit .203 with four home runs and 15 RBI in 37 games.

PERSONAL

Derek Russell Norris...engaged to Kristen...is a 2007 graduate of Goddard (KS) High School...in 2007, was Kansas Gatorade Baseball Player of the Year...also earned spot on Louisville Slugger All-American team as a senior...began catching as a senior in high school, having played third base prior...signed a Letter of Intent to play baseball at Wichita State University (KS) before being drafted...originally signed by Washington Nationals' scout Ryan Fox.

DEREK NORRIS' CAREER BATTING RECORD

YR	CLUB	AVG	G	AB	R	H	2B	3B	HR	RBI	SH	SF	HP	BB	SO	SB	CS	OBP	SLG	E
2007	GCL Nationals (R)	.203	37	123	16	25	6	2	4	15	0	1	2	25	38	2	1	.344	.382	6
2008	Vermont (R)	.278	70	227	42	63	12	0	10	38	0	4	8	63*	56	11	9	.444*	.463	10
2009	Hagerstown (A)	.286	126	437	78	125	30	0	23	84	0	5	8	90*	116	6	3	.413*	.513	18
2010	Potomac (A)	.235	94	298	67	70	19	0	12	49	0	4	8	89*	94	6	3	.419	.419	7
2011	Harrisburg (AA)	.210	104	334	75	70	17	1	20	46	3	2	7	77	117	13	4	.367	.446	8
2012	Sacramento (AAA)	.271	58	218	39	59	14	2	9	38	0	6	1	21	41	5	1	.329	.477	2
	OAKLAND	.201	60	209	19	42	8	1	7	34	0	1	1	21	66	5	1	.276	.349	5
2013	OAKLAND	.246	98	264	41	65	16	0	9	30	1	2	4	37	71	5	0	.345	.409	3
	Sacramento (AAA)@	.429	3	14	3	6	0	0	2	4	0	0	0	0	3	0	0	.429	.857	1
2014	OAKLAND	.270	127	385	46	104	19	1	10	55	1	1	1	54	86	2	2	.361	.403	6
2015	SAN DIEGO	.250	147	515	65	129	33	2	14	62	0	1	6	35	131	4	1	.305	.404	9
	Major League Totals	.248	432	1373	171	340	76	4	40	181	2	5	12	147	354	16	4	.325	.396	23
	Minor League Totals	.253	492	1651	320	418	98	5	80	274	3	22	34	365	465	43	21	.394	.464	52

*Led league +Tied for league lead @Rehab assignment

WILD CARD GAME RECORD

YR	CLUB	AVG	G	AB	R	H	2B	3B	HR	RBI	SH	SF	HP	BB	SO	SB	CS	OBP	SLG
2014	OAK at KC	.200	1	5	1	1	0	0	0	1	0	0	0	0	2	0	0	.200	.200

DIVISION SERIES RECORD

YR	CLUB	AVG	G	AB	R	H	2B	3B	HR	RBI	SH	SF	HP	BB	SO	SB	CS	OBP	SLG
2012	OAK vs. DET	.083	5	12	0	1	0	0	0	0	0	0	0	0	6	0	1	.083	.083
2013	OAK vs. DET	.000	1	1	0	0	0	0	0	0	0	0	0	0	1	0	0	.000	.000
	Division Series Totals	.077	6	13	0	1	0	0	0	0	0	0	0	0	7	0	1	.077	.077

ALL-STAR RECORD

YR	CLUB	AVG	G	AB	R	H	2B	3B	HR	RBI	SH	SF	HP	BB	SO	SB	CS	OBP	SLG
2014	AL vs. NL (at MIN)	.500	1	2	1	1	0	0	0	0	0	0	0	0	1	0	0	.500	.500

CAREER FIELDING

POSITION	PCT.	G	PO	A	E	TC	DP
Catcher	.993	391	2715	171	21	2907	14
First Base	.983	18	112	1	2	115	8
Career Totals	.992	414	2827	172	23	3022	22

SINGLE-GAME HIGHS

HITTING STREAK.....	Eight games, August 3-12, 2012
HITS.....	5, July 30, 2015 at New York (NL)
DOUBLES.....	2, six times, last September 24, 2015 vs. San Francisco
RBI.....	6, May 11, 2014 vs. Washington
RUNS SCORED.....	3, four times, last June 6, 2015 at Cincinnati
WALKS.....	3, twice, last May 20, 2014 at Tampa Bay
STRIKEOUTS.....	4, three times, last June 23, 2015 at San Francisco
CAREER WALK-OFF HITS.....	Three, last May 29, 2015 vs. Pittsburgh (grand slam off of Rob Scallill)

HOME RUNS

CAREER MULTI-HOME RUN GAMES (2).....	May 11, 2014 vs. Washington (Gio Gonzalez) June 28, 2015 vs. Arizona (Chase Anderson)
CAREER GRAND SLAMS (3).....	May 26, 2014 vs. Detroit (Phil Coke) May 29, 2015 vs. Pittsburgh (Rob Scallill, walk-off) July 30, 2015 at New York (NL) (Hansel Robles)
CAREER PINCH-HIT (4).....	July 27, 2013 vs. Los Angeles-AL (Scott Downs) August 6, 2013 at Cincinnati (Aroldis Chapman) September 27, 2013 at Seattle (Oliver Perez) June 17, 2014 vs. Texas (Shawn Tolleson)
CAREER WALK-OFF (2).....	June 24, 2012 vs. San Francisco (Santiago Casilla) May 29, 2015 vs. Pittsburgh (Rob Scallill)

CAREER TRANSACTIONS

2007.....	Signed with the Washington Nationals as a fourth-round selection in the First-Year Player Draft.
2011.....	Acquired by the Oakland Athletics with RHP A.J. Cole, LHP Tommy Milone and RHP Brad Peacock in exchange for RHP Robert Gilliam and LHP Gio Gonzalez, December 23.
2014.....	Acquired by the San Diego Padres along with RHP Seth Streich and international bonus compensation in exchange for RHP R.J. Alvarez and RHP Jesse Hahn, December 18.

61

PERDOMO



LUIS PERDOMO

RIGHT-HANDED PITCHER

BATS/THROWS: R/R

OPENING DAY AGE: 22

BORN: May 9, 1993 in Santo Domingo, Dominican Republic

RESIDENCE: San Cristobal, Dominican Republic

ACQUIRED: From COL in exchange for PTBNL or cash considerations: December 10, 2015

CONTRACT STATUS: Signed through 2016

HEIGHT/WEIGHT: 6-2/185

SERVICE TIME: 0.000

CAREER

2015: Set career-highs in nearly every category, going a combined 6-12 with a 3.98 ERA (56 ER, 126.2 IP) and 118 strikeouts against 37 walks over 23 games, 22 starts, between Single-A Palm Beach and Single-A Peoria.

- Began the season with Peoria and went 5-9 with a 3.68 ERA (41 ER, 100.1 IP) and 100 strikeouts against 31 walks in 17 starts before earning a promotion to Palm Beach in August.
- In six games, five starts, for Palm Beach went 1-3 with a 5.13 ERA (15 ER, 26.1 IP) with 18 strikeouts against six walks.
- Named a Midwest League Mid-Season and Post-Season All-Star for Peoria.
- Represented the World Team in the 2015 MLB All-Star Futures Game, working 0.2 scoreless innings with one hit allowed and one strikeout for the World Team.

2014: Went a combined 4-6 with a 4.25 ERA (34 ER, 72.0 IP) and 57 strikeouts against 22 walks over 14 games, 13 starts, between Single-A State College, Peoria and Palm Beach.

- Began the season with Palm Beach, pitching in one game before being transferred to State College where he made two starts and posted a 1.50 ERA (2 ER, 12.0 IP) with 13 strikeouts against one walk.
- Spent the rest of the season with Peoria, going 3-6 with a 5.05 ERA (32 ER, 57.0 IP) in 11 starts.

2013: Played the entire season with Rookie-Level Johnson City, going 1-6 with a 5.40 ERA (25 ER, 41.2 IP) and 29 strikeouts against 14 walks.

2012: Split the season between the Cardinals Dominican Summer League and Gulf Coast League affiliates, going a combined 4-4 with a 2.70 ERA (17 ER, 56.2 IP) and 50 strikeouts against 13 walks in 11 total starts.

- In his nine starts for the DSL Cardinals, was 3-3 with a 2.27 ERA (12 ER, 47.2 IP) and 47 strikeouts against eight walks.

2011: Made his professional debut with six games, five starts, for the Cardinals Dominican Summer League affiliate, going 1-3 with a 5.68 ERA (12 ER, 19.0 IP) and 16 strikeouts against eight walks.

PERSONAL

Luis David Perdomo...originally signed by the St. Louis Cardinals as a non-drafted free agent on November 28, 2010.

LUIS PERDOMO'S CAREER PITCHING RECORD

YR	CLUB	W-L	ERA	G	GS	CG	SHO	SV	IP	H	R	ER	HR	HB	BB	SO	WP	BK	AVG
2011	DSL Cardinals (R)	1-3	5.68	6	5	0	0	0	19.0	28	18	12	1	3	8	16	3	0	.364
2012	DSL Cardinals (R)	3-3	2.27	9	9	1	0	0	47.2	42	20	12	0	3	8	47	7	0	.230
	GCL Cardinals (R)	1-1	5.00	2	2	0	0	0	9.0	11	6	5	0	0	5	3	1	0	.324
2013	Johnson City (R)	1-6	5.40	12	10	0	0	0	41.2	59	44	25	4	4	14	29	6	0	.316
2014	Palm Beach (A)	0-0	0.00	1	0	0	0	0	3.0	2	0	0	0	0	0	3	0	0	.200
	State College (A)	1-0	1.50	2	2	0	0	0	12.0	11	3	2	1	0	1	13	0	0	.250
	Peoria (A)	3-6	5.05	11	11	0	0	0	57.0	64	44	32	4	4	21	41	5	1	.276
2015	Peoria (A)	5-9	3.68	17	17	1	0	0	100.1	103	52	41	7	5	31	100	7	1	.265
	Palm Beach (A)	1-3	5.13	6	5	0	0	0	26.1	31	16	15	1	0	6	18	3	0	.301
Minor League Totals		16-31	4.10	66	61	2	0	0	316.0	351	203	144	18	19	94	270	32	2	.279

*Led league +Tied for league lead @Rehab assignment

CAREER TRANSACTIONS

2010.....Signed by the St. Louis Cardinals a non-drafted free agent, November 28.

2015.....Selected by the Colorado Rockies from the St. Louis Cardinals in the first round of the Major League phase of the 2015 Rule 5 Draft.

2015.....Acquired by the San Diego Padres from the Colorado Rockies in exchange for a PTBNL or cash considerations, December 10.

**CARLOS PIMENTEL****82****RIGHT-HANDED PITCHER****BATS/THROWS:** R/R**HEIGHT/WEIGHT:** 6-3/215**OPENING DAY AGE:** 26**SERVICE TIME:** 0.000**BORN:** December 1, 1989 in Santiago, Dominican Republic**RESIDENCE:** Santiago, Dominican Republic**ACQUIRED:** Signed as a minor league free agent: December 16, 2015**CONTRACT STATUS:** Signed through 2016**NON-ROSTER INVITEE****CAREER**

2015: Spent the entire season with Triple-A Iowa in the Cubs organization, being named Pacific Coast League Pitcher of the Year after going 12-6 with a 2.95 ERA (47 ER, 143.1 IP) and 118 strikeouts against 68 walks with a .229 opponents average allowed in 27 games, 26 starts.

- Became the first Iowa Cub pitcher and first Dominican-born player to win PCL Pitcher of the Year honors.
- Also named a Pacific Coast League Mid-Season and Post-Season All-Star for Iowa.
- Named Pacific Coast League Player of the Month by MiLB.com for the month of June after going 4-1 with a 0.95 ERA (3 ER, 28.1 IP) and 22 strikeouts against 14 walks with a .192 opponents average over five starts.
- Also enjoyed the month of August, going 5-0 with a 1.76 ERA (6 ER, 30.2 IP) and 19 strikeouts against 14 walks in five starts for Iowa.
- Finished second in the PCL with a 2.95 ERA, second with 12 wins and third with 118 strikeouts.
- Pitched for Leones del Escogido in the Dominican Winter League, following the season, and went 0-2 with a 3.82 ERA (15 ER, 35.1 IP) and 19 strikeouts against nine walks in 10 games, seven starts.

2014: Played the season with Triple-A Iowa, going 4-9 with a 5.35 ERA (60 ER, 101.0 IP) and 95 strikeouts against 52 walks over 29 games, 15 starts.

- Over his 15 starts for Iowa went 2-9 with a 5.93 ERA (49 ER, 74.1 IP) and 71 strikeouts against 38 walks...went 2-0 with a 3.71 ERA (11 ER, 26.2 IP) and 24 strikeouts against 14 walks in his 14 relief appearances.
- Following the season, went 2-2 with a 6.00 ERA (12 ER, 18.0 IP) and 18 strikeouts against five walks over 14 games, two starts for Leones del Escogido in the Dominican Winter League.

2013: Spent the majority of the season with Double-A Frisco in the Rangers organization, going 8-7 with a 4.09 ERA (53 ER, 116.2 IP) in 22 games, 21 starts.

- Struck out 9.4 batters per 9.0 innings pitched with 122 strikeouts against 37 walks.
- Made his Triple-A debut on 8/1 and made six relief appearances total for Round Rock, posting a 1.59 ERA (2 ER, 11.1 IP) in those outings.
- Began the season with a 2.55 ERA (15 ER, 53.0 IP) and a 6-1 record over his first 10 games, nine starts.
- Following the season, named the Dominican Winter League Pitcher of the Year after going 5-0 with a 1.67 ERA (7 ER, 37.2 IP) with 37 strikeouts against 13 walks in 11 games, seven starts, for Leones del Escogido.

2012: Over 35 games, eight starts, for Double-A Frisco went 8-3 with a 2.55 ERA (25 ER, 88.1 IP) and 92 strikeouts against 52 walks.

- In his eight starts, went 2-2 with a 3.03 ERA (11 ER, 32.2 IP) and 25 strikeouts against 23 walks...over his 27 relief appearances, went 6-1 with a 2.26 ERA (14 ER, 55.2 IP) and 67 strikeouts against 29 walks with a .167 opponents batting average.
- Named a Texas League Mid-Season All-Star for Frisco.
- Opened the season in the bullpen and posted a 10.1-inning scoreless streak over his first four relief outings...opened the season with a 15.1-inning scoreless streak overall.
- Landed on the disabled list on 8/28, missing the remainder of the season with a back strain.
- Following the season, posted a 10.57 ERA (9 ER, 7.2 IP) over six games, one start, in the Dominican Winter League.

2011: Played the entire season with Double-A Frisco, going 6-9 with a 4.71 ERA (71 ER, 135.2 IP) as a starter and 1-0 with a 5.40 ERA (4 ER, 6.2 IP) over two relief outings.

- Made one postseason start for Frisco, allowing two runs in 4.0 innings.
- Following the season, went 1-2 with a 1.45 ERA (3 ER, 18.2 IP) and 27 strikeouts over 16 relief outings for Leones del Escogido in the Dominican Winter League.

2010: Spent the majority of the season with Single-A Bakersfield, going 7-7 with a 4.96 ERA (68 ER, 123.1 IP) and 97 strikeouts against 56 walks over 23 starts for the Blaze, also making one start for Double-A Frisco.

- Landed on the disabled list on 8/19 with right elbow inflammation, missing the remainder of the season.

2009: Played the entire season with Single-A Hickory, going 5-4 with a 2.93 ERA (40 ER, 123.0 IP) and 101 strikeouts against 35 walks in 28 games, 14 starts.

- As a reliever, went 2-0 with a 1.89 ERA (11 ER, 52.1 IP) and one save...as a starter, went 3-4 with a 3.69 ERA (29 ER, 70.2 IP).

2008: In 16 games, 13 starts, for Single-A Spokane went 6-3 with a 3.31 ERA (24 ER, 65.1 IP).

- Over his three relief appearances allowed one earned run in 8.2 innings (1.04 ERA)...in his 13 starts went 4-3 with a 3.65 ERA (23 ER, 56.2 IP).
- Made one start in the Northwest League postseason, allowing two runs in 4.0 innings.

2007: Made his professional debut with the Rangers' Arizona Summer League affiliate, going 0-5 with a 6.10 ERA (26 ER, 38.1 IP) with 54 strikeouts against 17 walks in 12 starts, averaging 12.54 strikeouts per 9.0 innings.

PERSONAL

Carlos Pimentel...originally signed by the Texas Rangers as a non-drafted free agent on July 6, 2006...originally signed by Rangers' scout Jesus Ovalle.

CARLOS PIMENTEL'S CAREER PITCHING RECORD

YR	CLUB	W-L	ERA	G	GS	CG	SHO	SV	IP	H	R	ER	HR	HB	BB	SO	WP	BK	AVG
2007	AZL Rangers (R)	0-5	5.53	13	12	0	0	1	42.1	44	31	26	3	2	17	59	6	1	.270
2008	Spokane (A)	6-3	3.31	16	13	0	0	0	65.1	48	27	24	4	2	31	54	6	0	.204
2009	Hickory (A)	5-4	2.93	28	14	1	0	1	123.0	120	49	40	15	8	35	101	10	1	.256
2010	Bakersfield (A)	7-7	4.96	23	23	0	0	0	123.1	140	83	68	15	9	56	97	20	3	.292
	Frisco (AA)	0-1	11.25	1	1	0	0	0	4.0	5	7	5	3	0	1	2	2	0	.278
2011	Frisco (AA)	7-9	4.74	28	26	0	0	0	142.1	128	78	75	15	9	80	110	17	0	.246
2012	Frisco (AA)	8-3	2.55	35	8	0	0	1	88.1	58	29	25	4	5	52	92	7	0	.188
2013	Frisco (AA)	8-7	4.09	22	21	0	0	0	116.2	102	59	53	16	4	37	122	9	0	.233
	Round Rock (AAA)	0-0	1.59	6	0	0	0	0	11.1	8	3	2	1	0	7	11	1	0	.200
2014	Iowa (AAA)	4-9	5.35	29	15	0	0	0	101.0	109	66	60	17	6	52	95	7	0	.281
2015	Iowa (AAA)	12-6	2.95	27	26	2	0	0	143.1	121	59	47	12	2	68	118	9	1	.229
Minor League Totals		57-54	3.98	228	159	3	0	3	961.0	883	491	425	105	47	436	861	94	6	.246

*Led league +Tied for league lead @Rehab assignment

CAREER TRANSACTIONS

2006.....Signed by the Texas Rangers as a non-drafted free agent, July 6.

2013.....Signed by the Chicago Cubs as a minor league free agent, November 19.

2015.....Signed by the Chicago Cubs as a minor league free agent, January 27.

2015.....Signed by the San Diego Padres as a minor league free agent, December 16.



JOSE PIRELA

INFIELDER

73

BATS/THROWS: R/R

OPENING DAY AGE: 26

BORN: November 21, 1989 in Valera, Venezuela

RESIDENCE: Maracaibo, Venezuela

ACQUIRED: From NYY in exchange for RHP Ronald Herrera: November 11, 2015

CONTRACT STATUS: Signed through 2016

HEIGHT/WEIGHT: 6-0/220

SERVICE TIME: 0.131

CAREER

2015: Played in 37 games for the Yankees, setting career-highs in nearly every offensive category while also playing in 64 minor league games.

- Began the season on the Major League seven-day disabled list with a concussion, suffered in Spring Training on 3/22 after crashing into the outfield wall.
- After rehabbing with Single-A Tampa, Double-A Trenton and Triple-A Scranton/Wilkes-Barre, was reinstated from the DL on 5/6 and hit .256 (11-for-43) over 18 games for the Yankees before being optioned to Triple-A on 6/10.
- Recalled for a second stint on 6/23 and optioned back to Triple-A on 7/9...recalled a third time on 9/1, spending the remainder of the season with the Big League club.
- Hit a solo home run on 6/7 vs. LAA, his first career home run, off of C.J. Wilson.
- Over 60 games total for Scranton/Wilkes-Barre, hit .325 (75-for-231) with 18 extra-base hits, 23 RBI and 40 runs.

QUICK HIT

- **First MLB Hit:** September 22, 2014 vs. BAL, RBI-triple off of Wei-Yen Chen (Major League debut)
- **First MLB Home Run:** June 7, 2015 vs. LAA, solo off of C.J. Wilson

2014: Made his Major League debut for the Yankees, playing in seven games for New York while spending the majority of the season with Triple-A Scranton/Wilkes-Barre.

- Selected by the Yankees on 9/16 and made his Major League debut on 9/22 vs. BAL, starting as the designated hitter and going 2-for-3 with a triple, RBI and two runs scored...became the fifth player in Yankees history to make his Big League debut as a starting designated hitter, joining Darryl Jones (1979), Kevin Maas (1990), Shelley Duncan (2007) and Jesus Montero (2011), per ELIAS...collected his first hit with a third-inning, RBI-triple and score his first run later in the inning...was the Yankees' 57th player used in 2014, setting a new franchise record (used 56 players in 2013).
- On 9/25 vs. BAL, singled to lead off the ninth inning and was removed for a pinch runner (Richardson) who eventually scored the game-winning run on Derek Jeter's walk-off hit in his final career game at Yankee Stadium.
- With Scranton/WB, saw time at first base, second base, shortstop, left field, center field, right field and DH.
- Named an International League Mid-Season and Post-Season All-Star for Scranton/WB...also named an Organization All-Star for the Yankees by MiLB.com...named the starting second baseman for the IL All-Star Game.
- Overall for Scranton/WB, hit .305 (163-for-535) with 21 doubles, 11 triples, 10 home runs, 60 RBI and 87 runs scored in 130 games, leading the International League in hits, runs and triples and ranked second in total bases (236).
- Earned IL Player of the Month honors in June, hitting .336 (40-for-119) with four doubles, four home runs, 18 RBI and 21 runs scored in 28 games.
- Following the season, played for Aguilas del Zulia in the Venezuelan Winter League, hitting .296 (50-for-169) with 11 doubles, six home runs, 22 RBI and 31 runs scored in 47 games.

2013: Spent the majority of the season with Double-A Trenton, hitting .272 (125-for-459) with 27 doubles, five triples, 10 home runs, 62 RBI and 73 runs scored in 124 games played.

- Had a 13-game hitting streak from 6/30-7/15, hitting .426 (20-for-47) over that stretch and recording multiple hits in five straight games from 7/6-12 (.579, 11-for-19)...came shortly after a 10-game hitting streak from 6/14-24, during which he hit .429 (15-for-35) with two home runs and nine RBI.
- Promoted to Triple-A Scranton/Wilkes-Barre on 7/24 and hit safely in each of his five games with the RailRiders, hitting .304 (7-for-23) before being transferred back to Trenton on 7/29.
- Combined at Trenton and Scranton/WB to hit .318 (94-for-296) in June, July and August.
- Hit .269 (7-for-26) with three RBI and seven runs scored during the Eastern League playoffs.
- Following the season, appeared in 63 games for Zulia in the Venezuelan Winter League, hitting .332 (82-for-247) with 13 doubles, seven triples, six home runs, 44 RBI and 58 runs scored...ranked among VWL leaders in runs (first), triples (tied for first), doubles (tied for fourth) and batting average (fifth)...produced hitting streaks of 11 games (10/16-27), 10 games (11/6-16) and 16 games (11/30-12/28)...recorded 25 multi-hit games, including seven straight from 11/7-14 (.500, 16-for-32).

2012: Spent the entire season with Double-A Trenton, hitting .293 (93-for-317) with 19 doubles, three triples, eight home runs, 33 RBI and 55 runs scored in 82 games.

- Played in 52 games with Zulia in the Venezuelan Winter League following the season, hitting .264 (53-for-201).

2011: Played the entire season with Double-A Trenton, hitting .239 (112-for-468) with 21 doubles, four triples, eight home runs, 45 RBI and 50 runs scored in 128 games.

- Following the season, played in 60 games for Zulia of the Venezuelan Winter League, hitting .301 (71-for-236).

2010: Played the entire season with Single-A Tampa, hitting .252 (125-for-497) with 15 doubles, 13 triples, five home runs, 61 RBI and 68 runs scored along with 30 stolen bases in 130 games, helping Tampa win the Florida State League championship.

- Tied for the Florida State League lead in triples and tied for second on the team in stolen bases.
- Played in six postseason games for Tampa, hitting .208 (5-for-24) with a double, two RBI and three stolen bases.
- Following the season, appeared in 23 games for the Phoenix Desert Dogs of the Arizona Fall League, hitting .180 (16-for-89) with three doubles, one home run, five RBI and two stolen bases...also played in 29 games with Zulia of the Venezuelan Winter League, hitting .333 (34-for-102) with three home runs.

2009: Spent the entire season with Single-A Charleston, hitting .295 (119-for-404) with 23 doubles, six triples, 46 RBI and 65 runs scored in 97 games.

2008: Spent entire season with the Gulf Coast League Yankees, hitting .234 (33-for-141) with four doubles, one triple, 10 RBI and 19 runs score in 35 games.

2007: Made his professional debut with the Yankees' Dominican Summer League Affiliate, hitting .273 (65-for-238) with seven doubles, three triples, four home runs, 29 RBI, 44 runs scored and 15 stolen bases in 65 games.

- Hit .158 (6-for-38) in 10 postseason games for the DSL Yankees.

PERSONAL

Jose Manuel Pirela...originally signed by the New York Yankees as a non-drafted free agent on July 2, 2006.

JOSE PIRELA'S CAREER BATTING RECORD

YR	CLUB	AVG	G	AB	R	H	2B	3B	HR	RBI	SH	SF	HP	BB	SO	SB	CS	OBP	SLG	E
2007	DSL Yankees (R)	.273	65	238	44	65	7	3	4	29	0	6	5	34	36	15	5	.367	.378	29
2008	GCL Yankees (R)	.234	35	141	19	33	4	1	0	10	0	1	3	8	19	4	2	.288	.277	3
2009	Charleston (A)	.295	97	404	65	119	23	6	0	46	4	1	1	37	65	9	8	.354	.381	17
2010	Tampa (AA)	.252	130	497	68	125	15	13	5	61	8	7	4	57	87	30	7	.329	.364	30
2011	Trenton (AA)	.239	128	468	50	112	21	4	8	45	8	7	13	25	88	9	7	.292	.353	39
2012	Trenton (AA)	.293	82	317	55	93	19	3	8	33	7	2	6	26	48	9	3	.356	.448	11
2013	Trenton (AA)	.272	124	459	73	125	27	5	10	62	1	5	9	56	61	18	3	.359	.418	16
	Scranton/WB (AAA)	.304	5	23	3	7	0	0	0	1	0	0	0	1	2	1	0	.333	.304	0
2014	Scranton/WB (AAA)	.305	130	535	87	163	21	11	10	60	2	4	3	37	74	15	7	.351	.441	9
	NEW YORK-AL	.333	7	24	6	8	1	2	0	3	0	0	0	1	4	0	0	.360	.542	1
2015	Tampa (A)@	.000	1	4	1	0	0	0	0	0	0	0	0	0	0	0	0	.000	.000	0
	Trenton (AA)@	.100	3	10	1	1	1	0	0	0	0	0	0	1	3	0	0	.182	.200	1
	Scranton/WB (AAA)@	.325	60	231	40	75	14	1	3	23	0	2	2	24	22	5	2	.390	.433	6
	NEW YORK-AL	.230	37	74	7	17	3	0	1	5	1	1	0	2	16	1	0	.247	.311	4
Major League Totals		.255	44	98	13	25	4	2	1	8	1	1	0	3	20	1	0	.275	.367	5
Minor League Totals		.276	860	3327	506	918	152	47	48	370	30	35	46	306	505	115	44	.342	.393	161

*Led league +Tied for league lead @Rehab assignment

CAREER FIELDING

POSITION	PCT.	G	PO	A	E	TC	DP
Second Base	.948	31	40	51	5	96	14
Outfield	1.000	3	2	1	0	3	0
Left Field	1.000	2	1	1	0	2	0
Right Field	1.000	1	1	0	0	1	0
Career Total	.949	40	42	52	5	99	14

SINGLE-GAME HIGHS

HITTING STREAK.....Four games, May 30 - June 7, 2015
 HITS2, seven times, June 24, 2015 vs. Philadelphia
 DOUBLES1, four times, last June 24, 2015 vs. Philadelphia
 RBI.....2, twice, last June 24, 2015 vs. Philadelphia
 RUNS SCORED2, four times, last June 24, 2015 vs. Philadelphia
 WALKS1, three times, last June 24, 2015 vs. Philadelphia
 STRIKEOUTS.....2, five times, last June 23, 2015 vs. Philadelphia
 CAREER WALK-OFF HITS.....None

CAREER TRANSACTIONS

2006.....Signed by the New York Yankees as a non-drafted free agent, July 2.

2015.....Acquired by the San Diego Padres from the New York Yankees in exchange for RHP Ronald Herrera, November 21.

**DREW POMERANZ****LEFT-HANDED PITCHER****BATS/THROWS:** R/L**OPENING DAY AGE:** 27**BORN:** November 22, 1988 in Collierville, TN**RESIDENCE:** Collierville, TN**ACQUIRED:** From OAK along with LHP Jose Torres and PTBNL in exchange for INF Yonder Alonso and LHP Marc Rzepczynski; December 2, 2015**CONTRACT STATUS:** Signed through 2016**HEIGHT/WEIGHT:** 6-6/240**SERVICE TIME:** 3.013**CAREER**

2015: Appeared in a career-high 53 games for Oakland, including nine starts, going 5-6 with a 3.66 ERA (35 ER, 86.0 IP) and 82 strikeouts against 31 walks with a .226 opponents average.

- Began the season in the starting rotation but was moved to the bullpen following a late May stint on the disabled list...landed on the 15-day DL on 5/20 with a sprained left AC joint...reinstated on 6/3 after one rehab appearance with Single-A Stockton.
- After returning from the DL, worked in relief, going 2-0 with a save and a 1.56 ERA and .158 opponents average over his first 20 relief appearances from 6/4-7/18.
- Made just one start after returning from the DL with a spot start on 7/23 against Toronto on the day Scott Kazmir was traded to HOU.
- His 82 strikeouts fell one short of his career high from 2012 but his average of 8.58 strikeouts per nine innings was the best mark of his career as was his strikeout-to-walk ratio of 2.65.
- Was 2-3 with a 4.63 ERA and .244 opponents batting average in nine starts compared to 3-3 with a 2.61 ERA and .205 opponents average in 44 relief appearances.
- Allowed a .226 opponents batting average, including .152 (15-for-99) against left-handed hitters compared to .260 (56-for-215) against right-handers.
- Made his final appearance on 9/26, missing the final seven games with an AC joint inflammation...underwent surgery on 10/21 in Dallas, performed by Dr. Keith Meister, on his left shoulder.

QUICK HIT

- **First MLB Win:** September 11, 2011 vs. CIN (Major League debut)
- **First MLB Save:** June 23, 2015 at TEX

2014: Spent the majority of the season with Oakland, splitting his time between the bullpen and starting rotation, posting a career-best 2.35 ERA in 20 games, 10 starts.

- Made his first career Opening Day roster for Oakland...went 1-1 with a 1.62 ERA in 10 relief appearances and 4-3 with a 2.58 ERA in 10 starts...combined for a 5-4 record and a 2.35 ERA in 20 games overall.
- Missed 24 games from 6/17-7/12 while on the disabled list and made eight starts with Sacramento from 7/12-8/21.
- His opponents batting average included a .196 mark by right-handed hitters compared to .232 by left-handers.
- Was 5-4 with a 2.91 ERA and .225 opponents batting average in 17 games, eight starts, before the All-Star Break.
- On 6/16 allowed a career-high eight runs in 3.2 innings to Texas, fracturing his right wrist following the game and landing on the 15-day disabled list the next day...made one rehab start with Sacramento before he was reinstated from the DL and optioned to Sacramento on 7/13.
- Returned to Oakland on 8/27 and started that day at HOU...optioned to Single-A Beloit the next day but did not appear in a game before returning to Oakland on 9/2, spending the remainder of the season with Oakland.

2013: Worked in eight games, four starts, for Colorado, spending the majority of the season with Triple-A Colorado Springs with 15 starts for the Sky Sox.

- Began the season with Colorado Springs and went 8-1 with a 4.20 ERA in 15 starts before being recalled by the Rockies on 6/30.
- Went 0-4 with an 8.10 ERA in four starts for the Rockies before being optioned back to Colorado Springs on 7/11 but did not appear in a game before being sent to Double-A Tulsa on 7/16 and recalled again by Colorado on 7/22 and placed on the disabled list the next day with left biceps tendinitis...reinstated on 9/6 and pitched in relief for the first time in his career.
- Despite spending just three months with the Sky Sox, he led the club in wins (8) and strikeouts (96)...the Sky Sox were 13-2 (.867) in his starts...went 4-0 with a 2.54 ERA in five starts in the month of April.
- Ranked second in the Pacific Coast League in wins (8) and strikeouts (96) at the time of his promotion to Colorado on 6/30.

2012: Made a career-high 22 starts for Colorado in what was his official rookie season, going 2-9 with a 4.93 ERA (53 ER, 96.2 IP) for the Rockies, also making 10 starts in the minors.

- Began the season with Tulsa with a start on 4/10 before being recalled by the Rockies on 4/15...optioned to Triple-A Colorado Springs on 5/11 after making five starts for the Rockies...went 4-4 with a 2.51 ERA in nine starts in Triple-A after being optioned.
- Recalled again on 7/1, spending the remainder of the season in the Majors...following his return to the Majors, went 2-7 with a 5.01 ERA in 17 starts...in four starts from May 2-July 6 he went 1-2 with a 1.64 ERA, 12 walks and 14 strikeouts.
- At the plate, hit his first career home run at Petco Park on 5/7 off of Edinson Volquez, a solo shot.

2011: Made his Major League debut with the Rockies after being acquired by Colorado on 8/17 to complete a five-player trade with Cleveland.

- Began his first season in professional baseball in the Cleveland Indians organization...did not pitch during the 2010 season after being selected in the first round (fifth overall) of the First-Year Player Draft and signing his first professional contract on 8/16.
- Made 15 starts for Single-A Kinston to begin the season before making three starts for Double-A Akron...named a Carolina League Mid-Season and Post-Season All-Star for Kinston...also selected to the U.S. Team in Major League Baseball's 2011 All-Star Futures Game, allowing four runs on three hits and one walk over 0.2 innings in the game.
- Made two starts for Double-A Tulsa after being traded before getting his first career Major League call-up on 9/11...made his Major League debut that day on 9/11 with a start against CIN, working 5.0 shutout innings for his first career win...became the seventh starting pitcher in Rockies history to win his debut, the third to do so without allowing a run.
- Overall in the three stops in the minors, went 4-3 with a 1.78 ERA...struck out 119 in 101.0 innings while holding opponents to a .189 average.
- Named the No. 24 overall prospect and top Rockies pitching prospect by MLB.com following the season.

PERSONAL

Thomas Andrew Pomeranz...engaged to Carolyn...in four seasons at Collierville (TN) High School posted a record of 20-6 with 11 saves, a 2.21 ERA and 312 strikeouts to 91 walks in 181.0 innings pitched...drafted by the Texas Rangers in the 12th round of the 2007 First-Year Player Draft but decided to attend the University of Mississippi...named Southeastern Conference Pitcher of the Year and earned All-America honors from the National Collegiate Baseball Writers Association and *Collegiate Baseball* as a junior after going 9-2 with a 2.24 ERA and .195 opponents batting average...ranked third among NCAA Division I pitchers in strikeouts (139)...as a freshman was named a Freshman All-American and All-SEC Freshman...older brother, Stuart, was drafted in the second round of the 2003 Draft by the St. Louis Cardinals...father, Mike, lettered four years at Ole Miss and was selected in the 13th round of the 1988 Draft by Minnesota...uncle, Pat, also lettered four years at Ole Miss and was selected in the 18th round of the 1983 Draft by the Chicago White Sox...originally signed by Cleveland Indians' scout Chuck Bartlett.

DREW POMERANZ'S CAREER PITCHING RECORD

YR	CLUB	W-L	ERA	G	GS	CG	SHO	SV	IP	H	R	ER	HR	HB	BB	SO	WP	BK	AVG
2011	Kinston (A)	3-2	1.87	15	15	0	0	0	77.0	56	22	16	2	1	32	95	6	0	.202
	Akron (AA)	0-1	2.57	3	3	0	0	0	14.0	10	4	4	1	0	6	17	0	0	.200
	Tulsa (AA)	1-0	0.00	2	2	0	0	0	10.0	2	0	0	0	0	0	7	0	0	.063
	COLORADO	2-1	5.40	4	4	0	0	0	18.1	19	11	11	0	1	5	13	1	0	.271
2012	Tulsa (AA)	0-0	0.00	1	1	0	0	0	4.0	4	0	0	0	0	1	4	1	0	.235
	COLORADO	2-9	4.93	22	22	0	0	0	96.2	97	57	53	14	4	46	83	8	1	.261
	Colorado Springs (AAA)	4-4	2.51	9	9	0	0	0	46.2	52	23	13	2	0	20	46	0	0	.274
	Colorado Springs (AAA)	8-1	4.20	15	15	0	0	0	85.2	83	40	40	6	3	33	96	3	0	.256
2013	COLORADO	0-4	6.23	8	4	0	0	0	21.2	25	15	15	4	1	19	19	0	0	.301
	Tulsa (AA)	0-1	11.81	1	1	0	0	0	5.1	10	7	7	2	0	1	5	0	0	.400
	OAKLAND	5-4	2.35	20	10	0	0	0	69.0	51	22	18	7	1	26	64	0	0	.204
	Sacramento (AAA)@	3-1	3.69	8	8	0	0	0	46.1	45	19	19	6	0	17	54	2	0	.260
2015	OAKLAND	5-6	3.66	53	9	0	0	3	86.0	71	44	35	8	3	31	82	2	0	.226
	Stockton (A)@	0-0	0.00	1	0	0	0	0	2.0	0	0	0	0	0	0	3	0	0	.000
	Major League Totals	14-24	4.07	107	49	0	0	3	291.2	263	149	132	33	10	127	261	11	1	.242
	Minor League Totals	19-10	3.06	55	54	0	0	0	291.0	262	115	99	19	5	110	327	12	0	.239

*Led league +Tied for league lead @Rehab assignment

2015 AND CAREER BATTING RECORD

YR	CLUB	AVG	G	AB	R	H	2B	3B	HR	RBI	SH	SF	HP	BB	SO	SB	CS	OBP	SLG
2015	---	---	0	0	0	0	0	0	0	0	0	0	0	0	0	0	0	---	---
Major League Totals		.206	34	34	2	7	2	0	1	1	7	0	0	1	19	0	0	.229	.353

CAREER FIELDING

POSITION	PCT.	G	PO	A	E	TC	DP
Pitcher	.959	107	9	38	2	49	2

SINGLE-GAME HIGHS

INNINGS PITCHED.....7.0, four times, last May 12, 2015 vs. Boston
 LOW-HIT COMPLETE GAME.....None
 STRIKEOUTS.....8, May 13, 2014 vs. Chicago (AL)
 MOST HITS ALLOWED.....9, twice, last July 20, 2012 at San Diego
 MOST RUNS ALLOWED.....8, June 16, 2014 vs. Texas
 MOST WALKS ALLOWED.....5, five times, last May 18, 2015 at Houston
 MOST HOME RUNS ALLOWED.....2, five times, last May 30, 2014 vs. Los Angeles (AL)
 CAREER WINNING STREAK.....Three games, twice, last May 12 - July 18, 2015
 CAREER 10-STRIKEOUT GAMES.....None
 CAREER HOME RUNS HIT (1).....May 7, 2012 at San Diego (Edinson Volquez)

CAREER TRANSACTIONS

2007.....Selected by the Texas Rangers in the 12th round of the First-Year Player Draft (did not sign).
 2010.....Signed by the Cleveland Indians as a first-round selection (fifth overall) in the First-Year Player Draft.
 2011.....Acquired by the Colorado Rockies from the Cleveland Indians as the PTBNL to complete July 30 trade, along with RHP Joe Gardner, RHP Alex White and INF Matt McBride in exchange for RHP Ubaldo Jimenez, August 16.
 2013.....Acquired by the Oakland Athletics from the Colorado Rockies along with RHP Chris Jensen in exchange for LHP Brett Anderson and cash considerations, December 10.
 2015.....Acquired by the San Diego Padres from the Oakland Athletics along with LHP Jose Torres and a PTBNL (OF Jabari Blash) in exchange for INF Yonder Alonso and LHP Marc Rzepczynski, December 2.



KEVIN QUACKENBUSH

RIGHT-HANDED PITCHER

59

BATS/THROWS: R/R
OPENING DAY AGE: 27

HEIGHT/WEIGHT: 6-4/235
SERVICE TIME: 1.136

BORN: November 28, 1988 in Land O'Lakes, FL

RESIDENCE: Land O'Lakes, FL

ACQUIRED: Signed as an eighth-round selection in the 2011 First-Year Player Draft

CONTRACT STATUS: Signed through 2016

CAREER

2015: Set career highs in appearances (57), innings pitched (58.1) and strikeouts (58), going 3-2 with a 4.01 ERA (26 ER, 58.1 IP) and 58 strikeouts against 20 walks while holding opponents to a .240 average.

- Had two Major League stints from 4/24-6/10 and again from 6/24 through the end of the season.
- Started the season with Triple-A El Paso where he pitched to a 0.77 ERA (1 ER, 11.2 IP) with 14 strikeouts and two walks while limiting opponents to a .171 batting average in nine games.
- Limited right-handed hitters to a .197 batting average (24-for-122) for San Diego, including a .103 mark (4-for-39) over his final 21 games of the season...his opponents batting average against right-handers from 8/15 through the end of the season was the sixth-best mark in baseball and the third-best in the National League (min 35 batters faced).
- Went 1-1 with a 3.74 ERA (14 ER, 33.2 IP) and 32 strikeouts against 13 walks with a .226 opponents batting average in 33 games at Petco Park on the year...over his final 14 appearances of the season in downtown San Diego 8/12 through the end of the season he went 1-0 with a 1.35 ERA (2 ER, 13.1 IP).

QUICK HIT

- Named 2012 MiLB Relief Pitcher of the Year after posting a 0.94 ERA in 52 outings at Lake Elsinore.

- First MLB Win: May 27, 2014 at ARI
- First MLB Save: August 20, 2014 at LAD

2014: Split the season between Triple-A El Paso and San Diego, pitching to a 3-3 record with a 2.48 ERA (15 ER, 54.1 IP) and six saves in 56 games in his Major League debut.

- Selected from Triple-A El Paso on 4/25 and made his Major League debut that night, allowing two runs on two hits with a strikeout and a walk over 1.2 innings at WSH.
- Overall, recalled to the big leagues five times, all of which came in a 22-day span from 4/25 to 5/17.
- Earned his first career win on 5/27 at ARI after working 1.1 scoreless innings...recorded his first save on 8/20 at LAD.
- His six saves during the 2014 season were tied for the fifth-most in franchise history by a rookie pitcher behind only Butch Metzger in 1976 (16), Luis DeLeon in 1982 (15), Al Severinsen in 1971 (8) and Dale Thayer in 2012 (7).
- His 56 strikeouts were tied for the 10th-most in franchise history by a rookie reliever while his 9.28 strikeouts per nine innings were the sixth-best in franchise history by a rookie relief pitcher.
- Also recorded 10 holds, making him one of two Padres rookie pitchers since 1994 to record 6+ saves and 10+ holds in the same season, joining Dale Thayer in 2012 (seven saves, 22 holds)...overall, he was the 10th National League pitcher to accomplish this feat and 17th Major League pitcher to do so.
- Posted a 1.26 ERA (2 ER, 14.1 IP) and six saves in 13 games for El Paso.

2013: Continued his ascent in the organization, splitting his season between Double-A San Antonio and Triple-A Tucson, posting a 10-2 record with a 1.66 ERA (12 ER, 65.0 IP).

- Opened the campaign with San Antonio, allowing one earned run and two extra-base hits (one double, one home run) in 31.0 innings and was named to league's All-Star squad...did not play due to promotion to Triple-A Tucson.
- After early struggles following promotion to Tucson (6.75 ERA over first five outings), posted a 1.98 ERA over his final 23 appearances.

2012: Voted by fans as MiLB.com Relief Pitcher of the Year after going 3-2 with a 0.94 ERA (6 ER, 57.2 IP), 27 saves in 30 opportunities and 70 strikeouts against 22 walks in 52 outings for Single-A Lake Elsinore.

- Led the California League with 27 saves and finished tied for sixth with 52 appearances.
- Named a California League mid- and post-Season All-Star.
- Pitched in the Arizona Fall League following the season, posting a 2.45 ERA (3 ER, 11.0 IP) with 16 strikeouts against three walks over 11 relief outings...selected to play in the Arizona Fall League Rising Stars game.

2011: Split the campaign between Short-Season Eugene and Single-A Fort Wayne...combined to go 2-1 with a 0.64 ERA (3 ER, 42.0 IP), 18 saves and 71 strikeouts against 12 walks in 35 total outings.

- Began the year with Eugene, posting a 0.44 ERA (1 ER, 20.2 IP), nine saves and 33 strikeouts against six walks in 17 relief appearances before being promoted to Single-A Fort Wayne.
- Was nine-for-nine in save opportunities for the TinCaps.

PERSONAL

Kevin Robert Quackenbush...attended the University of South Florida where he set a school record for relievers with a 0.80 ERA in 2011...also led the Big East Conference and ranked 13th nationally with 12 saves in 2011...graduated from Jesuit High School (FL) where he pitched no-hitters as both a junior and senior...signed by Padres' scout Willie Bosque.

KEVIN QUACKENBUSH'S CAREER PITCHING RECORD

YR	CLUB	W-L	ERA	G	GS	CG	SHO	SV	IP	H	R	ER	HR	HB	BB	SO	WP	BK	AVG
2011	Eugene (A)	1-0	0.44	17	0	0	0	9	20.2	13	1	1	0	0	6	33	1	0	.188
	Fort Wayne (A)	1-1	0.84	18	0	0	0	9	21.1	12	2	2	0	0	6	38	0	0	.158
2012	Lake Elsinore (A)	3-2	0.94	52	0	0	0	27*	57.2	42	9	6	1	0	22	70	3	0	.205
2013	San Antonio (AA)	2-0	0.29	29	0	0	0	13	31.0	16	4	1	1	3	10	46	0	1	.151
	Tucson (AAA)	8-2	2.91	28	0	0	0	4	34.0	33	14	11	0	2	19	38	0	0	.256
2014	El Paso (AAA)	0-0	1.26	13	0	0	0	6	14.1	9	2	2	0	0	4	12	0	0	.180
	SAN DIEGO	3-3	2.48	56	0	0	0	6	54.1	42	15	15	2	2	18	56	1	1	.212
2015	El Paso (AAA)	1-0	0.77	9	0	0	0	2	11.2	6	1	1	0	0	2	14	0	0	.171
	SAN DIEGO	3-2	4.01	57	0	0	0	0	58.1	52	28	26	6	1	20	58	0	1	.240
Major League Totals		6-5	3.28	113	0	0	0	6	112.2	94	43	41	8	3	38	114	1	2	.227
Minor League Totals		16-5	1.13	166	0	0	0	70	190.2	131	33	24	2	5	69	251	4	1	.196

*Led league +Tied for league lead @Rehab assignment

2015 AND CAREER BATTING RECORD

YR	CLUB	AVG	G	AB	R	H	2B	3B	HR	RBI	SH	SF	HP	BB	SO	SB	CS	OBP	SLG
2015	SAN DIEGO	---	0	0	0	0	0	0	0	0	0	0	0	0	0	0	0	---	---
Major League Totals		---	0	0	0	0	0	0	0	0	0	0	0	0	0	0	0	---	---

CAREER FIELDING

POSITION	PCT.	G	PO	A	E	TC	DP
Pitcher	1.000	113	4	7	0	11	0

SINGLE-GAME HIGHS

INNINGS PITCHED.....2.0 IP, eight times, last September 3, 2015 vs. Los Angeles (NL)
 LOW-HIT COMPLETE GAME.....None
 STRIKEOUTS.....4, July 29, 2015 at New York (NL)
 MOST HITS ALLOWED.....3, four times, last August 16, 2015 at Colorado
 MOST RUNS ALLOWED.....4, July 1, 2015 vs. Seattle
 MOST WALKS ALLOWED.....3, September 13, 2015 at San Francisco
 MOST HOME RUNS ALLOWED.....1, eight times, last September 22, 2015 vs. San Francisco
 CAREER WINNING STREAK.....Two games, August 15 - September 3, 2015
 CAREER 10-STRIKEOUT GAMES.....None
 CAREER HOME RUNS HIT.....None

CAREER TRANSACTIONS

2011.....Signed by the San Diego Padres as an eighth-round selection in the First-Year Player Draft.



ALEXEI RAMIREZ

INFIELDER

10

BATS/THROWS: R/R

OPENING DAY AGE: 34

BORN: September 22, 1981 in Pina del Rio, Cuba

RESIDENCE: Miami, FL

ACQUIRED: Signed as a Major League free agent: January 22, 2016

CONTRACT STATUS: Signed through 2016 (mutual option for 2017)

HEIGHT/WEIGHT: 6-2/180

SERVICE TIME: 8.000

CAREER

2015: Played in 154 games in his eighth Major League season for the White Sox, his fewest games since playing 148 in 2009 after having played in 158 games every season from 2011-14.

- Made his eighth straight Opening Day start with the White Sox on 4/6 at KC...start was his seventh straight at shortstop (started in center field in 2008).
- Hit .267 (78-for-292) at home and .283 (36-for-127) vs. left-handed pitching...hit .230 on the road and .239 vs. right-handers.
- Combined to hit .286 (83-for-290) from July through September after hitting .212 (59-for-278) from April through June.
- Ranked second among Major League shortstops in assists (462), third in total chances (684) and double plays (105) and fifth in games started at shortstop (151).
- Wore a No. 9 "Minoso" jersey for the White Sox home opener on 4/10 vs. MIN to honor his longtime friend and White Sox legend Minnie Minoso, who passed away on 3/1.
- Recorded his 200th career double on 4/30 at MIN.
- Hit safely in 11-straight games from 5/6-17, hitting .349 (15-for-43) in that span.
- Hit his first home run of the season and 100th of his career on 5/9 vs. CIN, in game one of the doubleheader...joined Ray Durham and Minoso as the only players in White Sox franchise history with 100-or-more home runs and 100-or-more stolen bases.
- On 9/15 vs. OAK, he pitched the ninth inning, allowing one hit and one hit-by-pitch in his first career pitching performance.

QUICK HIT

• Since his first Major League season in 2008 through 2015, he has played in 1,101 games at shortstop, the most among all Major League players over that time.

• First MLB Hit: April 2, 2008 at CLE, single off of Jorge Julio

• First MLB Home Run: May 16, 2008 at SF, two-run off Jonathan Sanchez

2014: Named an American League All-Star for the first time in his career and won his second Louisville Silver Slugger Award after hitting .273 (170-for-622) with 35 doubles, two triples, 15 home runs, 74 RBI, 82 runs scored and 21 stolen bases in 158 games played for the White Sox.

- Recorded career highs in total bases (254) and extra-base hits (52)...led the White Sox in games, at-bats (622), runs scored (82), singles (118), stolen bases (21) and multi-hit games (51).
- At the plate, finished the season tied for 10th in the American League in doubles (35)...at shortstop, led all AL shortstops in double plays (119) and ranked tied for third in starts (157), fourth in games (158) and sixth in innings played (1376.2)...also tied for second among AL shortstops with a .978 fielding mark (15 E in 696 TC).
- Was also a finalist at shortstop for the Rawlings Gold Glove Award.
- Played in 158 games for the fourth consecutive year, the only player in baseball to appear in at least that many games.
- His 35 doubles were the sixth-highest total in club history by a shortstop...joined Buck Weaver (1919-20) and Luke Appling (1936-37) as only shortstops in team history to have 30-or-more doubles in consecutive seasons (39 in 2013).
- Still remains the only White Sox shortstop to ever win the Silver Slugger, having won his first in 2010, and joined Frank Thomas (four), Carlton Fisk (three) and Magglio Ordonez (two) as the only White Sox players to win multiple times.
- Selected by the American League players to represent the AL in the 2014 All-Star Game, becoming the first White Sox shortstop to be named an All-Star since Ozzie Guillen in 1991.
- Hit .351 (40-for-114) with seven doubles, four home runs and 19 RBI over 29 games through April...the 40 hits through the end of the month marked the most in franchise history.
- Hit safely in his first 17 games, the longest season-opening hitting streak in White Sox history...hit .379 (25-for-66) with four doubles, four home runs, 14 RBI and 13 runs scored during the streak, which tied for the fourth-longest in the AL in 2014.
- His 21-game hitting streak dating back to 9/24/13 was the longest by a White Sox player since Carlos Lee's franchise record 28 in 2004.

2013: Played in 158 games for the third consecutive season and recorded a career-high 181 hits, 39 doubles and 30 stolen bases, hitting .284 (181-for-637) overall on the season.

- Became the first White Sox shortstop since Ozzie Guillen (1985-91) to appear in 135 games-or-more in five straight seasons.
- Ranked among American League leaders in doubles (T7th, 39), stolen bases (T9th, 30) and hits (11th, 181).
- Ranked second among AL shortstops with 1400.2 innings played, trailing only J.J. Hardy (1417.0).
- Delivered a walk-off single in the ninth inning on 6/25 vs. NYM.
- Was the only player in the Majors to play every inning in 2013 before being removed in the seventh inning on 7/5 at TB, per ELIAS.
- Had a season-high 11-game hitting streak from 8/4-14, hitting .392 (20-for-51) in that span.
- Homered in both games of a doubleheader on 8/9 vs. MIN...his solo homer in the first game was his first since 4/3 vs. KC, snapping a 451 at-bat drought.

2012: Matched his career-high with 158 games played (also, 2011), hitting .265 (157-for-593) with 24 doubles, four triples, nine home runs, 73 RBI and 59 runs scored with 20 stolen bases.

- His 73 RBI were the second-highest total of his career (77 in 2008) and led all American League shortstops...tied for second among all Major League shortstops.
- Committed just 12 errors, the second-fewest of his career (11 in 2008).
- Tied for fourth in the AL with a .982 (fielding percentage (673 TC)).
- Hit .336 (48-for-143) with runners in scoring position, 11th-best in the AL.

2011: Established career highs in doubles (31), walks (51) and games played (158) while tying his career-best in hits (165)...ranked among American League shortstop leaders in hits (T1st), doubles (3rd), home runs (4th, 15) and RBI (4th, 70).

- Recorded his first career multi-home run game on 4/12 vs. OAK, including his first career walk-off home run...became the first shortstop in White Sox history to have a multi-homer game with a walk-off home run.
- Named American League Player of the Week for 5/16-22, going 10-for-24 (.417) with six doubles and nine RBI...his 14 doubles in May led the Majors and tied Magglio Ordonez (June 2002) and Paul Konerko (August 2001) for the second-highest monthly total by a White Sox player since 1954...also had 20 RBI in May.
- Had a walk-off single on 7/9 vs. MIN.

2010: Became the first shortstop in White Sox history to win a Louisville Silver Slugger Award and joined Luis Aparicio (1968, 1970) and Luke Appling (1936, 1940 and 1943) as the only shortstops in franchise history to be named to the Sporting News American League All-Star Team.

- Led American League shortstops in batting average (.282), slugging percentage (.431), home runs (18) and total bases (252) and ranked second in RBI (70).
- His 18 home runs were the sixth-most by a shortstop in White Sox history.
- Compiled a .974 fielding percentage at shortstop (20 E in 768 TC)...his 768 total chances led the AL and were the most by a White Sox shortstop since Ozzie Guillen in 1989 (806).
- Recorded a career-best 15-game hitting streak from 8/6-21, hitting .328 (21-for-64) over that streak.

2009: In his second Major League season he hit .277 (150-for-542) with 14 doubles, one triple, 15 home runs, 68 RBI and 71 runs scored in 148 games played.

- Ranked second in the American League with a .370 (47-for-127) average vs. left-handed pitching...tied for third in the AL during interleague play with seven home runs and tied for seventh with 15 RBI.
- Hit his fifth career grand slam on 4/25 vs. TOR an hit a career-best five RBI...became the second-fastest player in Major League history to hit five grand slams (152 games), trailing only Rudy York (139 games from 1934, 1937-38).
- Hit seven home runs in June, tied for seventh-most in the AL.
- Recorded the final assist in Mark Buehrle's perfect game on 7/23 vs. TB.

2008: Finished second the American League Rookie of the Year balloting (59 points), the highest by a White Sox player since pitcher Shingo Takatsu finished second in 2004 and highest by a White Sox infielder since Ozzie Guillen won the award in 1985.

- Named to the Topps' Major League Rookie All-Star Team.
- Set a Major League record with four grand slams, tying the club mark set by Albert Belle in 1997...led the American League in grand slams and ranked fifth with a .380 (41-for-107) average with runners in scoring position.
- His 21 home runs were the third-highest total in Major League history by a rookie second baseman and the seventh-highest in White Sox history by a rookie.
- Ranked among AL rookie leaders in home runs (2nd), RBI (2nd), hits (2nd), total bases (2nd, 228), average (4th) and slugging (5th, .475)...his .290 average was the highest by a White Sox rookie since Chris Singleton in 1999 (.300).
- Named AL Rookie of the Month for August after hitting .308 with six home runs and 22 RBI.
- Made 117 starts at second base, six in center field and two at shortstop...had a .981 (11 E in 575 TC) fielding percentage at second base.
- Made his Major League debut on Opening Day at Cleveland, going 0-for-4 as the starting center fielder...collected his first on 4/2 at CLE with a single off of Jorge Julio...recorded his first RBI on 4/24 vs. NYY with a double.
- Doubled and homered one day after the birth of his son, Alexi, on 6/28 vs. CHI.
- Homered on 8/14 vs. KC, one of a Major League record-tying four consecutive home runs in the sixth by the White Sox (Jim Thome, Paul Konerko and Juan Uribe)...donated his bat from that game to the National Baseball Hall of Fame.
- Delivered his first career walk-off hit on 8/24 vs. TB, a single in the 10th inning.
- Reached base safely in 19 straight games from 8/5-25, including a season-best 11-game hitting streak from 8/14-25.
- In the American League Division Series vs. TB, went 3-for-12 (.250).

2007: Played his seventh season with Pinar del Rio in the Cuban League, leading the league in average and home runs by hitting .335 with 20 homers.

- Was the starting second baseman for Cuba at the Pan American Games in Rio de Janeiro.

2006: Hit above .300 for the fifth straight season with a .323 average for Pinar del Rio.

- Played center field for Cuba in the inaugural World Baseball Classic, going 6-for-16 (.375) with two doubles and two RBI as his team advance to the championship game before falling short to Japan.

2005: Hit .341 (115-for-337) in 843 games, the second-highest average of his career...ranked fourth in the league in hits.

- Went 4-for-15 (.267) in four postseason games with Pinar del Rio.

2004: Hit .308 (113-for-367) for Pinar del Rio as the team won its second straight Cuban League title.

- Hit .424 (14-for-33) with five doubles, one triple, one homer, eight RBI, seven runs and eight walks in nine playoff games.
- Played for Cuba in the 2004 Olympics in Athens.

2003: Hit .340 (131-for-385) with 25 doubles, five triples, 12 home runs, 63 RBI and 75 runs scored for Pinar del Rio as the club won the Cuban League championship.

- Hit .316 (12-for-38) with one home runs, six RBI and nine runs in 10 postseason games.

2002: Hit a career-high .342 (90-for-263) with five home runs and 40 RBI in 64 games for Pinar del Rio.

2001: Made his Cuban League debut, going 8-for-19 (.421) in 17 games for Pinar del Rio.

PERSONAL

Alexei Fernando Ramirez Rodriguez...he and his wife, Mildred, have five children, Alexei Jr., Alexia, Alexi, Alex and Alexander...posted a .332 (680-for-2048) average over seven seasons with Pinar del Rio in the Cuban League from 2001-07...named to four Cuban League All-Star teams...played in all 89 games four times...was a member of the Cuban National Team from 2004-07...played in 88 games with the Occidentales in the Cuban League...received a replacement gold medal from the 2004 Summer Olympics on 6/9/12 after the original medal was lost in 2007...the medal was presented by close friend and former teammate Jose Contreras on behalf of the White Sox...nickname of Pirineo (Little Kid) was given to him because he was always one of the youngest players in each of his youth baseball leagues.

ALEXEI RAMIREZ'S CAREER BATTING RECORD

YR	CLUB	AVG	G	AB	R	H	2B	3B	HR	RBI	SH	SF	HP	BB	SO	SB	CS	OBP	SLG	E
2001	Pinar del Rio	.421	17	19	4	8	1	1	0	1	--	--	--	1	1	0	--	.579	--	
2002	Pinar del Rio	.342	64	263	60	90	13	5	5	40	--	--	--	28	36	2	2	--	.487	--
2003	Pinar del Rio	.340	89	385	75	131	25	5	12	63	--	--	--	32	51	9	8	--	.525	--
2004	Pinar del Rio	.308	89	367	67	113	20	5	11	52	--	--	--	30	48	7	4	--	.480	--
2005	Pinar del Rio	.341	84	337	56	115	15	2	13	50	--	--	--	32	31	8	4	--	.513	--
2006	Pinar del Rio	.323	89	337	54	109	18	1	12	54	--	--	--	48	23	4	5	--	.490	--
2007	Pinar del Rio	.335	89	340	65	114	13	4	20	68	--	--	--	48	37	6	3	--	.574	--
2008	CHICAGO-AL	.290	136	480	65	139	22	2	21	77	4	4	3	18	61	13	9	.317	.475	13
2009	CHICAGO-AL	.277	148	542	71	150	14	1	15	68	6	8	1	49	66	14	5	.333	.389	20
2010	CHICAGO-AL	.282	156	585	83	165	29	2	18	70	7	5	2	27	82	13	8	.313	.431	20
2011	CHICAGO-AL	.269	158	614	81	165	31	2	15	70	8	5	6	51	84	7	5	.328	.399	16
2012	CHICAGO-AL	.265	158	593	59	157	24	4	9	73	4	4	4	16	77	20	7	.287	.364	12
2013	CHICAGO-AL	.284	158	637	68	181	39	2	6	48	4	4	3	26	68	30	9	.313	.380	22
2014	CHICAGO-AL	.273	158	622	82	170	35	2	15	74	1	4	6	24	81	21	4	.305	.408	15
2015	CHICAGO-AL	.249	154	583	54	145	33	0	10	62	1	6	1	31	68	17	7	.285	.357	16
Major League Totals		.273	1226	4656	563	1272	227	15	109	542	35	40	26	242	587	135	54	.310	.399	134
Cuban League Totals		.332	521	2048	381	680	105	23	73	328	--	--	--	219	227	36	26	--	.513	--

*Led league +Tied for league lead @Rehab assignment

DIVISION SERIES RECORD

YR	CLUB	AVG	G	AB	R	H	2B	3B	HR	RBI	SH	SF	HP	BB	SO	SB	CS	OBP	SLG	E
2008	CWS vs. TB	.250	4	12	1	3	0	0	0	2	0	2	0	1	1	0	0	.267	.250	1

WORLD BASEBALL CLASSIC RECORD

YR	CLUB	AVG	G	AB	R	H	2B	3B	HR	RBI	SH	SF	HP	BB	SO	SB	CS	OBP	SLG	E
2006	CUBA	.375	6	16	2	6	2	0	0	2	1	1	0	1	3	0	0	.389	.500	0

CAREER FIELDING

POSITION	PCT.	G	PO	A	E	TC	DP
Shortstop	.975	1101	1558	3196	122	4876	723
Second Base	.981	121	237	327	11	575	71
Center Field	.944	11	16	1	1	18	0
Third Base	1.000	1	0	1	0	1	0
Pitcher	---	1	0	0	0	0	0
Career Totals	.976	1222	1811	3525	134	5470	794

SINGLE-GAME HIGHS

HITTING STREAK.....21 games, September 24, 2013 - April 18, 2014 (17 games from March 31 - April 18, 2014)
HITS.....4, 14 times, last September 4, 2015 at Kansas City
DOUBLES.....2, 15 times, last September 20, 2015 at Cleveland
RBI.....5 three times, last May 22, 2011
RUNS SCORED.....3, 11 times, last September 4, 2015 at Kansas City
WALKS.....3, May 26, 2009 at Los Angeles (AL)
STRIKEOUTS.....3, eight times, last June 5, 2013 at Seattle
STOLEN BASES.....2, 10 times, last July 24, 2015 at Cleveland
CAREER WALK-OFF HITS.....Five, last April 13, 2014 vs. Cleveland (home run off John Axford)

HOME RUNS

CAREER MULTI-HOME RUN GAMES (1)...April 12, 2011 vs. Oakland (Trevor Cahill and Bobby Cramer)
CAREER GRAND SLAMS (6).....July 22, 2008 vs. Texas (Dustin Nippert)
August 17, 2008 at Oakland (Dan Meyer)
September 19, 2008 at Kansas City (Brian Bannister)
September 29, 2008 vs. Detroit (Gary Glover)
April 25, 2009 vs. Toronto (Shawn Camp)
May 9, 2014 vs. Arizona (Brandon McCarthy)
CAREER PINCH-HIT.....None
CAREER WALK-OFF (2).....April 12, 2011 vs. Oakland (Bobby Cramer)
April 13, 2014 vs. Cleveland (John Axford)
CAREER LEAD-OFF (1).....August 24, 2014 at New York (AL) (Chris Capuano)

CAREER TRANSACTIONS

2008.....Signed by the Chicago White Sox as a Major League free agent, January 22.
2016.....Signed by the San Diego Padres as a Major League free agent, January 22.

@colinrea29

29

REA



COLIN REA

RIGHT-HANDED PITCHER

BATS/THROWS: R/R

OPENING DAY AGE: 25

BORN: July 1, 1990 in Cascade, IA

RESIDENCE: Cascade, IA

ACQUIRED: Signed as a 12th-round selection in the 2011 First-Year Player Draft

CONTRACT STATUS: Signed through 2016

HEIGHT/WEIGHT: 6-5/225

SERVICE TIME: 0.055

CAREER

2015: Made his Major League debut for San Diego with six starts after going a combined 5-4 with a 1.95 ERA (22 ER, 101.2 IP) and 80 strikeouts against 23 walks with a .210 opponent in average over 18 starts between Double-A San Antonio and Triple-A El Paso.

- His 1.95 ERA in the minors ranked as fifth-best of any minor leaguer with at least 100.0 innings pitched in 2015.
- Began the season with Double-A San Antonio and went 3-2 with a 1.08 ERA (9 ER, 75.0 IP) and 60 strikeouts against 11 walks with a .185 opponents average over 12 starts...named a Texas League Mid-Season All-Star for the Missions...his ERA at the time of his promotion to Triple-A on 7/3 was leading the Texas League.
- Promoted to El Paso on 7/3, making six starts for the Chihuahuas and going 2-2 with a 4.39 ERA (13 ER, 26.2 IP) before being selected by San Diego for his first career Major League call-up on 8/11.
- Selected to represent the Padres for the U.S. Team at the 2015 SiriusXM All-Star Futures Game at Great American Ball Park on 7/12, recording the final two outs of the game with one strikeout.
- Made his Major League debut for the Padres on 8/11, recording the win after working 5.0 innings and allowing three runs against the Reds...recorded his first career Major League hit in his first plate appearance with a single off of Michael Lorenzen.
- Made his final start of the season on 9/8 vs. COL, throwing 7.0 shutout innings, allowing just two hits.

QUICK HIT

- Enters 2016 as the No. 4 prospect in the Padres organization by ESPN.com and MLB.com and No. 7 by Baseball America.

- **First MLB Win:** August 11, 2015 vs. CIN (Major League debut)

2014: Played the entire season with Single-A Lake Elsinore, going 11-9 with a 3.88 ERA (60 ER, 139.0 IP) and 118 strikeouts against 37 walks over 28 starts.

- His ERA ranked fourth-best in the California League while his 11 wins ranked tied for fourth.

2013: Combined to go 2-6 with a 4.08 ERA (39 ER, 86.0 IP) and 83 strikeouts against 61 walks over 31 games, 12 starts, between Single-A Fort Wayne and Single-A Lake Elsinore.

- Began the season with Lake Elsinore, going 0-5 with a 6.07 ERA (29 ER, 43.0 IP) over 15 games, nine starts, for the Storm before being transferred to Fort Wayne where he went 2-1 with a 2.09 ERA (10 ER, 43.0 IP) over 16 games, three starts for the TinCaps.
- Over his six relief appearances for Lake Elsinore worked 8.2 scoreless innings with 14 strikeouts against four walks...in his 13 relief appearances for Fort Wayne posted a 1.93 ERA (6 ER, 28.0 IP) with 23 strikeouts against 15 walks.

2012: Played the entire season with Single-A Fort Wayne, going 5-10 with a 4.11 ERA (47 ER, 103.0 IP) and 80 strikeouts against 47 walks over 31 games, 19 starts, for the TinCaps.

- In his 19 starts he went 5-7 with a 3.95 ERA (38 ER, 86.2 IP) and 60 strikeouts against 39 walks.

2011: Made his Major League debut with 15 starts for Single-A Eugene, going 3-4 with a 2.21 ERA (13 ER, 53.0 IP) and 43 strikeouts against 21 walks.

- Over his first seven professional starts, went 3-1 with a 0.93 ERA (3 ER, 29.0 IP) and 22 strikeouts against 10 walks before going 0-3 with a 3.75 ERA (10 ER, 24.0 IP) over his final eight starts.

PERSONAL

Colin D. Rea...married to Megan...graduated from Cascade (IA) High School...named first team All-Conference, All-District and All-State as a senior at Cascade High...also earned All-Conference and All-District honors in basketball...attended University of Northern Iowa, St. Petersburg College (FL) as well as Indiana State University where he was selected out of in the 12th round of the 2011 First-Year Player Draft...originally signed by Padres' scout Jeff Stewart.



COLIN REA'S CAREER PITCHING RECORD

YR	CLUB	W-L	ERA	G	GS	CG	SHO	SV	IP	H	R	ER	HR	HB	BB	SO	WP	BK	AVG
2011	Eugene (A)	3-4	2.21	15	15	0	0	0	53.0	47	18	13	2	6	21	43	6	2	.236
2012	Fort Wayne (A)	5-10	4.11	31	19	0	0	0	103.0	106	61	47	9	8	47	80	8	0	.268
2013	Lake Elsinore (A)	0-5	6.07	15	9	0	0	0	43.0	43	34	29	3	4	39	45	6	1	.272
	Fort Wayne (A)	2-1	2.09	16	3	0	0	0	43.0	34	11	10	1	1	22	38	4	1	.218
2014	Lake Elsinore (A)	11-9	3.88	28	28	0	0	0	139.0	151	65	60	11	7	37	118	4	2	.274
2015	San Antonio (AA)	3-2	1.08	12	12	0	0	0	75.0	50	15	9	1	1	11	60	1	0	.185
	El Paso (AAA)	2-2	4.39	6	6	0	0	0	26.2	29	14	13	2	2	12	20	0	0	.274
	SAN DIEGO	2-2	4.26	6	6	0	0	0	31.2	29	16	15	2	1	11	26	0	0	.246
Major League Totals		2-2	4.26	6	6	0	0	0	31.2	29	16	15	2	1	11	26	0	0	.246
Minor League Totals		26-33	3.38	123	92	0	0	0	482.2	460	218	181	29	29	189	404	29	6	.251

*Led league +Tied for league lead @Rehab assignment

2015 AND CAREER BATTING RECORD

YR	CLUB	AVG	G	AB	R	H	2B	3B	HR	RBI	SH	SF	HP	BB	SO	SB	CS	OBP	SLG
2015	SAN DIEGO	.222	7	9	2	2	1	0	0	0	2	0	0	1	4	0	0	.300	.333

CAREER FIELDING

POSITION	PCT.	G	PO	A	E	TC	DP
Pitcher	.857	6	1	5	1	7	1

SINGLE-GAME HIGHS

INNINGS PITCHED.....7.0, September 8, 2015 vs. Colorado
 LOW-HIT COMPLETE GAME.....None
 STRIKEOUTS.....6, September 3, 2015 vs. Los Angeles (NL)
 MOST HITS ALLOWED.....7, August 11, 2015 vs. Cincinnati
 MOST RUNS ALLOWED.....5, August 23, 2015 vs. St. Louis
 MOST WALKS ALLOWED.....3, September 8, 2015 vs. Colorado
 MOST HOME RUNS ALLOWED.....1, twice, last August 29, 2015 at Philadelphia
 CAREER WINNING STREAK.....Two games, August 11-17, 2015

CAREER TRANSACTIONS

2011.....Signed by the San Diego Padres as a 12th-round selection in the First-Year Player Draft.

@Hunter_Renfroe

71

HUNTER RENFROE

OUTFIELDER

BATS/THROWS: R/R

OPENING DAY AGE: 24

BORN: January 28, 1992 in Crystal Springs, MS

RESIDENCE: Nashville, TN

ACQUIRED: Signed as a first-round (13th overall) selection in the 2013 First-Year Player Draft

CONTRACT STATUS: Signed through 2016

HEIGHT/WEIGHT: 6-1/220

SERVICE TIME: 0.000



RENFROE

NON-ROSTER INVITEE

CAREER

2015: Hit a combined .272 (139-for-511) with 27 doubles, five triples, 20 home runs, 78 RBI and 65 runs scored in 133 games between Double-A San Antonio and Triple-A El Paso.

- Began the season with San Antonio, hitting .259 (109-for-421) with 22 doubles, three triples, 14 home runs, 54 RBI and 50 runs scored in 112 games before being promoted to El Paso on 8/19.
- Hit .333 (30-for-90) with 13 extra-base hits in 21 games for El Paso.
- Over four postseason games for El Paso he went 5-for-17 (.294) with three home runs, six RBI and four runs scored.

2014: Split the season between Single-A Lake Elsinore and Double-A San Antonio and was named to the California League mid-season All-Star Team.

- Opened the season in Lake Elsinore, hitting .295 with 21 doubles, three triples, 16 home runs, 52 RBI and 46 runs in 69 games.
- Made the start in right field for the California League All-Stars on 6/17 in the California League-Carolina League All-Star Game in Wilmington, DE.
- Selected to the US roster at the SiriusXM Futures Game at Target Field in Minneapolis on 7/13, getting the start in right field and going 1-for-2.
- Tabbed as the ninth-best prospect in the California League by *Baseball America* following the season.
- Promoted to San Antonio on 6/18 where he hit .232 with 12 doubles, five home runs, 23 RBI and 23 walks in 60 games for the Missions.
- Following the season, played for the Surprise Saguaros of the Arizona Fall League, where he led the league in extra-base hits (16), total bases (58), slugging percentage (.569), was tied for the league lead in home runs (six), ranked tied for second in doubles (9), third in RBI (20) and fourth in hits (29).
- Was named to the AFL West Division Fall Stars Team, hitting a pinch-hit home run in the sixth inning...was named to the AFL's All-Prospect Team following the winter season.
- Enters the 2015 season ranked by *Baseball America* as being the third-best prospect as well as being tabbed as being the "Best Power Hitter" and "Best Defensive Outfielder" in the Padres system.

2013: Split his first professional season between Short-Season Eugene and Single-A Fort Wayne and was named a Northwest League mid-season All-Star.

- Saw his first action as a professional with Eugene where he hit .308 with nine doubles, four home runs, 18 RBI and 20 runs scored in 25 games for the Emeralds.
- Came off the bench in the Northwest League All-Star Game and went 1-for-2, including the game-winning RBI single in the ninth inning for the South Division All-Stars.
- Promoted to Single-A Fort Wayne on 8/10 and hit .212 with two home runs and seven RBI in 18 games for the TinCaps.
- Following the season, was ranked by *Baseball America* as being the fourth-best prospect in the Padres system and the second-best in the Northwest League...was also named the "Best Power Hitter" in San Diego's system.

PERSONAL

Dustin Hunter Renfroe...married to Courtney...graduated from Copiah Academy in Gallman, MS...set a Mississippi Association of Independent Schools record with 20 home runs and was named Player of the Year after his senior year in 2010...also played for the Colonels football, basketball and track teams...was selected by the Boston Red Sox in the 31st round of the 2010 First-Year Player Draft, but chose to attend Mississippi State...hit .345 with 16 home runs and 65 during his junior season in 2013 and led the Bulldogs to the College World Series finals, their first championship appearance in any sport...originally signed by Padres' scout Andrew Salvo.

HUNTER RENFROE'S CAREER BATTING RECORD

YR	CLUB	AVG	G	AB	R	H	2B	3B	HR	RBI	SH	SF	HP	BB	SO	SB	CS	OBP	SLG	E
2013	Eugene (A)	.308	25	104	20	32	9	0	4	18	0	2	0	5	26	2	0	.333	.510	1
	Fort Wayne (A)	.212	18	66	6	14	5	0	2	7	1	0	1	4	23	0	0	.268	.379	2
2014	Lake Elsinore (A)	.295	69	278	46	82	21	3	16	52	0	3	7	28	81	9	3	.370	.565	5
	San Antonio (AA)	.232	60	224	17	52	12	0	5	23	0	2	0	25	53	2	1	.307	.353	6
2015	El Paso (AAA)	.333	21	90	15	30	5	2	6	24	0	1	0	4	20	1	0	.358	.633	3
	San Antonio (AA)	.259	112	421	50	109	22	3	14	54	0	6	3	33	112	4	1	.313	.425	6
Minor League Totals		.270	305	1183	154	319	74	8	47	178	1	14	11	99	315	18	5	.328	.465	23

*Led league +Tied for league lead @Rehab assignment

CAREER TRANSACTIONS

2010.....Selected by the Boston Red Sox in the 31st-round of the First-Year Player Draft (did not sign).

2013.....Signed by the San Diego Padres as a first-round (13th overall) selection in the First-Year Player Draft.



FERNANDO RODNEY

RIGHT-HANDED PITCHER

56

BATS/THROWS: R/R
OPENING DAY AGE: 39

HEIGHT/WEIGHT: 5-11/230
SERVICE TIME: 12.137

BORN: March 18, 1977 in Samana, Dominican Republic

RESIDENCE: Santo Domingo, Dominican Republic

ACQUIRED: Signed as a Major League free agent: February 4, 2016

CONTRACT STATUS: Signed through 2016 (club option for 2017)

CAREER

2015: Played in 54 games for Seattle before being acquired by the Chicago Cubs on 8/27, going 2-0 with a 0.75 ERA (1 ER, 12.0 IP) in 14 outings for Chicago...overall on the season went 7-5 with a 4.74 ERA (33 ER, 62.2 IP) over 68 games total between Seattle and Chicago.

- Began the season with the Mariners, appearing in 54 games before being designated for assignment on 8/23...acquired by the Cubs on 8/27 for a PTBNL or cash considerations.
- Over his first 25 games for Seattle from 4/6-6/10, went 2-3 with 14 saves in 17 opportunities to go with a 7.03 ERA (19 ER, 24.1 IP)...posted a 3.16 ERA (9 ER, 25.2 IP) over his next 27 outings from 6/11-8/16 before allowing four runs over his final two games with Seattle and being designated for assignment.
- Allowed one earned run in 12.0 innings total for the Cubs, with three unearned runs allowed on 10/1 at CIN...recorded 15 strikeouts against four walks and eight hits allowed.
- Also pitched in two postseason games for the Cubs, working 0.2 scoreless innings in the National League Division Series before allowing two runs over 1.0 inning in the National League Championships Series.

QUICK HIT

- Named an American League All-Star twice in 2012 and 2014.
- Led the Majors with 48 saves in 2014.
- Over the last four seasons from 2012-15 has recorded 149 saves, second-most in all of Major League Baseball in that time.
- First MLB Win: July 13, 2002 vs. CWS
- First MLB Save: September 2, 2003 vs. CLE

2014: Led all of Major League Baseball with 48 saves, posting a 2.85 ERA (21 ER, 66.1 IP) with 76 strikeouts against 28 walks over 69 relief appearances.

- Became the first Mariners pitcher to lead the Majors (or American League) in saves.
- Named an American League All-Star for the second time in his career (also 2012)...recorded one walk and one strikeout in 0.1 IP in the game at Target Field in Minneapolis.
- Broke the Mariners single-season saves record, passing the previous of 45 set by Kazuhiro Sasaki in 2001 on 9/18 at LAA with his 46th save of the season.
- Ranked second in the AL and third in the Majors with a 94.1 save percentage (48 of 51).
- Recorded his 200th career save on 7/26 vs. BAL.
- Converted 21 straight save opportunities from 7/26 through the end of the season.
- Also led the AL with 64 games finished, tied for the second-most in Mariners history (J.J. Putz, 65 in 2007).

2013: Appeared in 68 games for Tampa Bay, his second straight season to appear in as many games after working in 76 games a year before.

- Recorded 37 saves total, becoming the first pitcher in Rays history with two seasons recorded 35-or-more saves.
- Recorded 18 consecutive save opportunities from 5/29-8/4.
- Pitched in three postseason games for Tampa Bay, going 1-0 with a 7.71 ERA (2 ER, 2.1 IP).
- Served as closer for the World Baseball Classic champion Dominican Republic team, recording a save in all eight wins.

2012: Set a Major League record for a relief pitcher with a 0.60 ERA (5 ER, 74.2 IP) on the season, breaking Dennis Eckersley's record of a 0.61 ERA in 1990 for Oakland.

- Allowed only one earned run over 45.0 innings in his final 45 outings of the season from 6/16 through the end of the year for a 0.20 ERA during that time.
- Set a Tampa Bay club record with a career-high 48 saves...joined Eckersley (48 saves, 0.61 ERA) in 1990 as the only pitchers in Major League history to post 40 saves and an ERA of less than 1.00.
- Finished fifth in the American League Cy Young voting, receiving 38 points total (one first place vote)...finished 13th in AL MVP voting.
- Named AL Comeback Player of the Year as chosen by the 30 MLB.com beat reporters.
- His 0.60 ERA was 0.98 better than the next closest AL reliever (Scott Atchison, 1.58 for BOS), the largest lead by an AL relief pitcher since 1950 when Mickey McDermott (1.67) led Sam Zoldak (3.04) by 1.37.
- Finished second in the Majors in saves with 48 behind Jim Johnson (51) for Baltimore.
- Led the Majors with a 96.0 save percentage...finished the second-most games in the Majors (65)...ranked fourth among AL relievers in opponents average, second in OBP and first in opponent SLG.
- Had a 22.0-inning scoreless streak from 6/14-8/7, longest ever by a Rays reliever at the time.
- Overall on the season, allowed just two earned runs at Tropicana Field, posting a 0.44 ERA (2 ER, 41.0 IP) in 42 games at home, the best mark among Major League relievers.
- At the All-Star Break, had a 0.93 ERA and 25 saves, becoming the seventh pitcher with 25 saves and an ERA under 1.00 in the first half of a season since the save became an official stat in 1969.

2011: Worked in just 39 games and 32.0 innings for the Angels, his fewest innings since 2003.

- Ranked second on the Angels staff in appearances through May with 25 but appeared in 14 games the rest of the year.
- Missed 35 games while on the disabled list from 6/9-7/21 with a strained upper back.

2010: Led the Angeles staff with 72 relief appearances and 68.0 innings in relief.

- Posted a 13.1 scoreless inning streak from 4/10-5/10, the longest by an Angels reliever on the season.

2009: Converted 37 of 38 save opportunities for the Tigers, leading the Majors with a 97.4 save percentage and ending the year with 65 games finished, the most in the American League.

- Converted his first 22 save opportunities of the season from 4/11-7/24, marking the longest such streak by a Tigers pitcher since Matt Anderson also converted 22 straight in 2001.
- Suffered a 12-inning, 6-5 walk-off loss in Game 163 on 10/6 at MIN to decide the AL Central division.

2008: Missed the first 11 weeks of the season while on the disabled list before returning and taking over the closer role for the final two months of the season.

- Pitched in four rehab games with Triple-A Toledo before being reinstated from the DL on 6/16.
- Allowed five earned runs in 0.1 innings over his first two appearances before posting a 3.83 ERA (17 ER, 40.0 IP) the rest of the season.

2007: Pitched in 48 games for the Tigers, missing time with two stints on the disabled list.

- Over his final 23 games of the season he posted a 2.63 ERA (7 ER, 24.0 IP).
- Landed on the DL from 5/21-6/4 with biceps tendinitis and again from 6/24-8/3 with shoulder tendinitis.

2006: In his first full season in the Major Leagues he led the American League Champion Tigers with 63 appearances, the most by a Tigers reliever since Joe Boever in 1994.

- Pitched in seven postseason games for Detroit, posting a 2.35 ERA (2 ER, 7.2 IP) in the playoffs.

2005: Missed the first two months of the season with right shoulder inflammation.

- Finished the year with nine saves and a 2.86 ERA (14 ER, 44.0 IP) in 39 outings.
- Reinstated from the disabled list on 6/9...tossed 10 consecutive scoreless outings (14.0 IP) from 7/9-8/4.
- Over his final 23 games from 8/3 through the end of the season he went 1-2 with nine saves and a 3.42 ERA (9 ER, 23.2 IP).

2004: Missed the Tigers entire season after undergoing ulnar collateral ligament reconstruction surgery on his right elbow on 4/29...surgery was performed by Dr. James Andrews.**2003: Had two stints with the Major League club after starting the season in Triple-A for Detroit.**

- Had his first stint with Detroit from 6/22-7/25 and was recalled again on 8/24 spending the remainder of the season with the Tigers.
- Earned his first Major League save on 9/2 vs. CLE.
- Spent the majority of the season with Toledo where he went 1-1 with 23 saves and a 1.33 ERA (6 ER, 40.2 IP) in 38 appearances...was rated as possessing the best fastball and named the best reliever in the International League by *Baseball America*...also selected to TOPPS Triple-A All-Star squad and *Baseball America*'s Minor League and Triple-A All-Star teams following the season.
- Ranked seventh among minor league relievers with 12.84 strikeouts per nine innings and 10th with a .162 batting average against...did not allow a run over his final 25 consecutive outings with Toledo.

2002: Made his Major League debut for Detroit, spending four separate stints with the Major League club.

- Recalled from Double-A Erie on 5/3 for his first career call-up and made his Major League debut on 5/4 at MIN...appeared in four games before being optioned back on 5/17.
- Began the year with Erie, going 1-0 with 11 saves and a 1.33 ERA (3 ER, 20.1 IP) in 21 outings...promoted to Triple-A Toledo on 6/19 where he went 1-1 with a 0.81 ERA (2 ER, 22.1 IP) over 20 relief appearances.

2001: Began the season in the rotation for Single-A Lakeland before moving to the bullpen after two stints on the disabled list.

- Began the season in the starting rotation for Lakeland, going 2-0 with a 1.33 ERA (4 ER, 27.0 IP) in five starts in April before being placed on the disabled list on 5/22 with a right forearm strain.
- Returned from the disabled list on 7/2 and landed back on the disabled list on 7/13 after pulling his left hamstring...returned from the disabled list on 8/1 and was promoted to Erie on 8/22.

2000: Played the entire season with Single-A West Michigan, splitting the year between the rotation and bullpen.

- Went 4-0 with a 2.17 ERA (7 ER, 29.0 IP) in 12 relief appearances and 2-4 with a 3.35 ERA (20 ER, 53.2 IP) in 10 starts.
- Placed on the disabled list on 8/14, missing the remainder of the season with a right shoulder strain.

1999: Split the season between the Gulf Coast League Tigers and Lakeland, combining to post a 2.23 ERA over 26 relief outings.

- Named the fifth-best prospect in the Gulf Coast League by *Baseball America*.

1998: Made his professional debut with the Dominican Summer League Tigers**PERSONAL**

Fernando Rodney...he and his wife, Helen, have four children...resides in Santo Domingo, Dominican Republic in the offseason...traveled to South Korea prior to the 2014 season on a goodwill trip visiting little league teams and putting on baseball clinics...pitched for the Dominican Republic in the 2006 World Baseball Classic as well as the 2013 World Baseball Classic which the team won...originally signed by Detroit Tigers' scout Ramon Pena.



PLAYERS

FERNANDO RODNEY'S CAREER PITCHING RECORD

YR	CLUB	W-L	ERA	G	GS	CG	SHO	SV	IP	H	R	ER	HR	HB	BB	SO	WP	BK	AVG
1998	DSL Tigers (R)	1-3	3.38	11	5	0	0	1	32.0	25	16	12	4	1	19	37	2	3	.214
1999	GCL Tigers (R)	3-3	2.40	22	0	0	0	9	30.0	20	8	8	1	3	21	39	1	1	.200
	Lakeland (A)	1-0	1.42	4	0	0	0	2	6.1	7	1	1	0	1	1	5	0	0	.304
2000	West Michigan (A)	6-4	2.94	22	10	0	0	0	82.2	74	34	27	2	2	35	56	3	0	.238
2001	Lakeland (A)	4-2	3.42	16	9	0	0	0	55.1	53	26	21	2	1	19	44	1	1	.249
	GCL Tigers (R)	0-0	0.00	1	1	0	0	0	1.0	0	0	0	0	0	1	1	0	0	.000
	Erie (AA)	0-0	4.26	4	0	0	0	1	6.1	7	3	3	1	2	3	8	0	0	.292
2002	Erie (AA)	1-0	1.33	21	0	0	0	11	20.1	14	4	3	0	0	5	18	3	0	.194
	DETROIT	1-3	6.00	20	0	0	0	0	18.0	25	15	12	2	0	10	10	0	1	.329
	Toledo (AAA)	1-1	0.81	20	0	0	0	4	22.1	13	4	2	1	1	9	25	2	2	.171
2003	Toledo (AAA)	1-1	1.33	38	0	0	0	23	40.2	22	6	6	0	4	13	58	3	0	.163
	DETROIT	1-3	6.07	27	0	0	0	3	29.2	35	20	20	2	1	17	33	0	0	.294
2005	Toledo (AAA)@	0-0	3.00	3	0	0	0	0	3.0	2	1	1	0	2	1	4	0	0	.182
	DETROIT	2-3	2.86	39	0	0	0	9	44.0	39	14	14	5	2	17	42	2	0	.238
2006	DETROIT	7-4	3.52	63	0	0	0	7	71.2	51	36	28	6	8	34	65	3	0	.196
2007	DETROIT	2-6	4.26	48	0	0	0	1	50.2	46	27	24	5	3	21	54	4	0	.238
	Toledo (AAA)@	0-0	0.00	4	0	0	0	0	3.0	4	0	0	0	0	2	4	0	0	.308
2008	Toledo (AAA)@	0-0	6.75	4	0	0	0	0	5.1	3	4	4	1	1	5	8	1	0	.158
	DETROIT	0-6	4.91	38	0	0	0	13	40.1	34	22	22	3	3	30	49	3	0	.224
2009	DETROIT	2-5	4.40	73	0	0	0	37	75.2	70	38	37	8	2	41	61	5	0	.249
2010	LOS ANGELES-AL	4-3	4.24	72	0	0	0	14	68.0	70	33	32	4	5	35	53	4	0	.263
2011	LOS ANGELES-AL	3-5	4.50	39	0	0	0	3	32.0	26	18	16	1	3	28	26	2	0	.224
	Inland Empire (A)@	0-0	9.00	2	1	0	0	0	2.0	2	2	2	0	0	1	3	0	0	.250
2012	TAMPA BAY	2-2	0.60	76	0	0	0	48	74.2	43	9	5	2	3	15	76	4	0	.167
2013	TAMPA BAY	5-4	3.38	68	0	0	0	37	66.2	53	27	25	3	1	36	82	4	1	.211
2014	SEATTLE	1-6	2.85	69	0	0	0	48*	66.1	61	24	21	3	3	28	76	4	0	.244
2015	SEATTLE	5-5	5.68	54	0	0	0	16	50.2	51	32	32	8	5	25	43	5	0	.262
	CHICAGO-NL	2-0	0.75	14	0	0	0	0	12.0	8	4	1	1	3	4	15	1	0	.186
Minor League Totals		19-14	2.61	172	26	0	0	51	310.1	246	109	90	12	18	135	310	16	7	.219
Major League Totals		37-55	3.71	700	0	0	0	236	700.1	612	319	289	53	42	341	685	41	2	.233

*Led league +Tied for league lead @Rehab assignment

WILD CARD GAME RECORD

YR	CLUB	W-L	ERA	G	GS	CG	SHO	SV	IP	H	R	ER	HR	HB	BB	SO	WP	BK	AVG
2013	TB vs. CLE	0-0	0.00	1	0	0	0	0	1.0	0	0	0	0	0	0	2	0	0	.000

DIVISION SERIES RECORD

YR	CLUB	W-L	ERA	G	GS	CG	SHO	SV	IP	H	R	ER	HR	HB	BB	SO	WP	BK	AVG
2013	TB vs. BOS	1-0	13.50	2	0	0	0	0	1.1	1	2	2	0	1	3	2	1	0	.250
2015	CHI vs. STL	0-0	0.00	1	0	0	0	0	0.2	0	0	0	0	0	1	1	0	0	.000
Division Series Totals		1-0	9.00	3	0	0	0	0	2.0	1	2	2	0	1	4	3	1	0	.167

CHAMPIONSHIP SERIES RECORD

YR	CLUB	W-L	ERA	G	GS	CG	SHO	SV	IP	H	R	ER	HR	HB	BB	SO	WP	BK	AVG
2006	DET vs. OAK	0-0	0.00	3	0	0	0	0	3.2	1	0	0	0	0	1	4	0	0	.091
2015	CHI vs. NYM	0-0	18.00	1	0	0	0	0	1.0	1	2	2	1	0	1	2	0	0	.250
Championship Series Totals		0-0	3.86	4	0	0	0	0	4.2	2	2	2	1	0	2	6	0	0	.133

WORLD SERIES RECORD

YR	CLUB	W-L	ERA	G	GS	CG	SHO	SV	IP	H	R	ER	HR	HB	BB	SO	WP	BK	AVG
2006	OAK vs. STL	0-0	4.50	4	0	0	0	0	4.0	5	4	2	0	0	4	5	0	0	.333

ALL-STAR GAME RECORD

YR	CLUB	W-L	ERA	G	GS	CG	SHO	SV	IP	H	R	ER	HR	HB	BB	SO	WP	BK	AVG
2012	AL vs. NL (at KC)	0-0	0.00	1	0	0	0	0	1.0	0	0	0	0	0	0	0	0	0	.000
2014	AL vs. NL (at MIN)	0-0	0.00	1	0	0	0	0	0.1	0	0	0	0	0	1	1	0	0	.000
All-Star Game Totals		0-0	0.00	2	0	0	0	0	1.1	0	0	0	0	0	1	1	0	0	.000

WORLD BASEBALL CLASSIC RECORD

YR	CLUB	W-L	ERA	G	GS	CG	SHO	SV	IP	H	R	ER	HR	HB	BB	SO	WP	BK	AVG
2006	Dominican Republic	0-0	0.00	4	0	0	0	1	4.2	2	0	0	0	0	3	7	0	0	.133
2013	Dominican Republic	0-0	0.00	8	0	0	0	7	7.1	1	0	0	0	0	3	8	0	0	.043
WBC Totals		0-0	0.00	12	0	0	0	8	12.0	3	0	0	0	0	6	15	0	0	.079

CAREER BATTING RECORD

YR	CLUB	AVG	G	AB	R	H	2B	3B	HR	RBI	SH	SF	HP	BB	SO	SB	CS	OBP	SLG
Major League Totals		.000	64	1	0	0	0	0	0	0	0	0	0	0	0	0	0	.000	.000

CAREER FIELDING

POSITION	PCT.	G	PO	A	E	TC	DP
Pitcher	.952	700	53	86	7	146	3

SINGLE-GAME HIGHS

INNINGS PITCHED.....3.0, six times, last October 6, 2009 at Minnesota
LOW-HIT COMPLETE GAME.....None
STRIKEOUTS.....7, July 15, 2005 vs. Kansas City
MOST HITS ALLOWED.....5, June 25, 2003 at Boston
MOST RUNS ALLOWED.....6, June 25, 2003 at Boston
MOST WALKS ALLOWED.....4, twice, last September 13, 2014 vs. Oakland
MOST HOME RUNS ALLOWED.....2, twice, last May 9, 2006 at Baltimore

CAREER TRANSACTIONS

1997.....Signed by the Detroit Tigers as a non-drafted free agent, November 1.
2009.....Signed by the Los Angeles Angels as a Major League free agent, December 24.
2012.....Signed by the Tampa Bay Rays as a Major League free agent, January 4.
2014.....Signed by the Seattle Mariners as a Major League free agent, February 13.
2016.....Signed by the San Diego Padres as a Major League free agent, February 4.



JOSE RONDON

INFIELDER

BATS/THROWS: R/R

OPENING DAY AGE: 22

BORN: March 3, 1994 in Villa de Cura, Venezuela

RESIDENCE: Villa de Cura, Venezuela

ACQUIRED: From LAA with RHP R.J. Alvarez, RHP Elliot Morris and INF Taylor Lindsey in exchange for RHP Huston Street and RHP Trevor Gott: July 18, 2014

CONTRACT STATUS: Signed through 2016

HEIGHT/WEIGHT: 6-1/195

SERVICE TIME: 0.000

CAREER

2015: Split the season between Single-A Lake Elsinore and Double-A San Antonio, hitting a combined .267 (90-for-337) with 14 doubles, four triples, three home runs, 31 RBI, 56 runs scored and 18 stolen bases in 85 games played...had his season cut short on 7/20 after suffering a fractured right elbow.

- Began the year with Lake Elsinore and hit .300 (71-for-237) in 57 games before being promoted to San Antonio on 6/16...suffered a season-ending injury on 7/20 with a head-first slide, fracturing his right elbow.

2014: Named the California League Rookie of the Year after splitting the season between Single-A Inland Empire and Single-A Lake Elsinore, being acquired by the Padres as a part of six-player trade with the Angels on 7/18...also represented the World Team at the 2014 SiriusXM Futures Game in Minneapolis.

- Began the year with Inland Empire, hitting .327 (97-for-297) in 72 games...missed time while on the seven-day disabled list from 6/1-24, playing in two rehab games with the Arizona Summer League Angels.
- Overall on the year hit a combined .315 (139-for-441) with 26 doubles, five triples, one home runs, 36 RBI, 61 runs scored and 13 stolen bases in 111 games played.
- Named a California League Post-Season All-Star for Lake Elsinore.
- Selected to play for the World Team in the SiriusXM Futures Game in Minneapolis, going 0-for-2 in the game.
- Following the season, played for Navegantes del Magallanes in the Venezuelan Winter League, hitting .234 (11-for-47) with three doubles, three RBI and six runs in 22 games.

2013: Played the entire season with Rookie-Level Orem in the Angels organization, hitting .293 (81-for-276) with 22 doubles, two triples, one home run, 50 RBI, 45 runs scored and 13 stolen bases in 68 games played.

- Named a Pioneer League Post-Season All-Star for Orem...finished ranked tied for fourth in the Pioneer League in hits and tied for second in doubles.

2012: Split the season between the Angels Arizona Summer League affiliate and Rookie-Level Orem, hitting a combined .264 (56-for-212) with 14 doubles, three triples, one home run, 21 RBI, 30 runs scored and six stolen bases in 54 games played.

2011: Made his professional debut with the Angels Dominican Summer League affiliate, hitting .315 (52-for-165) with 11 doubles, two triples, 21 RBI and 28 runs scored with nine stolen bases over 49 games.

PERSONAL

Jose Gregorio Rondon...originally signed by Los Angeles Angels' scouts Lebi Ochoa and Carlos Ramirez.

JOSE RONDON'S CAREER BATTING RECORD

YR	CLUB	AVG	G	AB	R	H	2B	3B	HR	RBI	SH	SF	HP	BB	SO	SB	CS	OBP	SLG	E
2011	DSL Angels (R)	.315	49	165	28	52	11	2	0	21	4	2	1	17	16	9	4	.378	.406	16
2012	AZL Angels (R)	.260	48	192	26	50	13	2	1	20	3	2	2	14	24	5	5	.314	.365	17
	Orem (R)	.300	6	20	4	6	1	1	0	1	1	1	0	2	3	1	0	.348	.450	1
2013	Orem (R)	.293	68	276	45	81	22	2	1	50	1	7	2	30	31	13	8	.359	.399	15
2014	Inland Empire (A)	.327	72	297	40	97	17	5	0	24	9	1	0	17	50	8	6	.362	.418	12
	AZL Angels (R)@	.125	2	8	3	1	0	0	0	0	0	0	1	1	0	2	1	.300	.125	0
	Lake Elsinore (A)	.301	37	136	18	41	9	0	1	12	3	0	2	13	23	3	1	.371	.390	5
2015	Lake Elsinore (A)	.300	57	237	50	71	12	3	2	32	3	1	2	21	38	17	6	.360	.414	9
	San Antonio (AA)	.190	28	100	6	19	2	1	0	9	2	1	0	4	15	1	3	.219	.230	3
Minor League Totals		.292	367	1431	220	418	87	16	6	159	26	15	10	119	200	59	34	.347	.388	78

*Led league +Tied for league lead @Rehab assignment

CAREER TRANSACTIONS

2011.....Signed by the Los Angeles Angels as a non-drafted free agent, January 13.

2014.....Acquired by the San Diego Padres from the Angels along with RHP R.J. Alvarez, RHP Elliot Morris and INF Taylor Lindsey in exchange for RHP Huston Street and RHP Trevor Gott, July 18.



ADAM ROSALES

INFIELDER



BATS/THROWS: R/R

OPENING DAY AGE: 32

BORN: May 20, 1983 in Chicago, IL

RESIDENCE: Phoenix, AZ

ACQUIRED: Signed as a minor league free agent: January 1, 2016

CONTRACT STATUS: Signed through 2016

HEIGHT/WEIGHT: 6-2/200

SERVICE TIME: 5.163

NON-ROSTER INVITEE

CAREER

2015: Played the entire season with Texas, hitting .228 (26-for-114) with four doubles, three home runs, seven RBI and 14 runs scored in 55 games played.

- Over 16 games in May he hit .283 (13-for-46).
- Made 32 starts total for Texas with 16 at second base, 10 at first base, five at third base and one in left field.
- Designated for assignment by the Rangers on 8/19 and was released on 8/23.

2014: Over 56 games for the Rangers he hit .262 (43-for-164)

with seven doubles, four home runs, 19 RBI and 20 runs scored, also playing in 72 games for Triple-A Round Rock where he hit .276 (75-for-272) with 26 extra-base hits.

- Designated for assignment by Texas on 3/30 and outrighted to Triple-A Round Rock where he began his season.
- Had his contract selected by Texas on 6/30, spending the remainder of the season with the Big League club.
- Over 20 games in August he hit .352 (19-for-54) with six extra-base hits, 10 RBI and 10 runs scored.
- Had his first career multi-homer game on 8/6 at CWS.
- Collected a walk-off RBI in two straight Rangers wins on 8/12 vs. TB with a bases loaded walk and 8/17 vs. LAA.

2013: Split the season between the Oakland A's and Rangers organizations.

- Overall in the Majors he hit .190 with five home runs and 12 RBI in 68 games between Oakland and Texas.
- Designated for assignment four times, three by Oakland and once by Texas, all in a span of 34 days from 7/8-8/10... played in a total of nine games in 37 days from 7/7-8/12, three with Oakland and six with Triple-A Sacramento.
- Claimed off waivers by Texas from Oakland on 8/2 before being designated for assignment on 8/5 and reclaimed by Oakland on 8/8... designated for assignment two days later and claimed again by the Rangers for a second time on 8/12, spending the rest of the season with the club.
- Began the season on the disabled list with a strained left intercostal muscle and was activated on 4/25.

2012: Had three Major League stints with Oakland, hitting a combined .222 with two home runs and eight RBI in 42 games played.

- Started 31 games at four different positions for Oakland with 18 at second base, nine at shortstop, three at first base and one at third base.
- Made the A's Opening Day roster, appearing in one game in Japan before being optioned to Sacramento on 4/2.
- Also with the Major League club from 5/17-6/15 and from 8/2 through the end of the season.
- Made the active roster for the American League Division Series against Detroit but did not appear in a game.
- In 76 games for Sacramento he hit .280 (77-for-275) with 30 extra-base hits.

2011: Missed the first two months of the season with a fractured right foot before splitting the rest of the campaign between Triple-A Sacramento and Oakland.

- Opened the season on the 60-day disabled list, recovering from a fractured right foot, and was reinstated on 6/6.
- Had three stints with Oakland from 6/6-7/16, 8/2-12 and from 9/2 through the end of the season.
- Following the season, played in seven games for Mexicali in the Mexican Winter League.

2010: Played the entire season with Oakland, missing the final two months of the season with a stress fracture in his right ankle...hit a career-best .271 (69-for-255) for Oakland.

- Made 45 starts for Oakland at second base, 10 at shortstop, five at third base, three at first base, three in left field and one as the designated hitter.
- Became the first Athletic to start at least one game at six different positions since Scott Brosius in 1995.
- Placed on the 15-day disabled list on 8/13 with a stress fracture in his right ankle before being transferred to the 60-day disabled list on 9/10, missing the remainder of the season.

2009: Played in 87 games for Cincinnati, also hitting .349 (38-for-109) in 30 games for Triple-A Louisville.

- Began the year with Louisville before being promoted to the Reds on 4/28...optioned back on 6/27 but recalled again on 7/12 for the remainder of the season.
- Hit his first career home run on 5/10 vs. STL off of Adam Wainwright.
- Following the season, played for Mexicali in the Mexican Winter League and hit .285 with six homers and 34 RBI in 60 games.

2008: Made his Major League debut for Cincinnati with 18 games for the Reds, also hitting .287 (124-for-432) in 117 games for Triple-A Louisville.

- Had three stints total with the Reds with his first Major League action from 8/9-15 followed by 8/20-29 and 9/9 through the end of the season.
- Made his Major League debut on 8/9 vs. HOU...recorded his first career hit on 8/12 at PIT with a pinch-hit single.
- Following the season played for Arecibo in the Puerto Rican Winter League.

QUICK HIT

- **First MLB Hit:** August 12, 2008 at PIT, pinch-hit single off Sean Burnett
- **First MLB Home Run:** May 10, 2009 vs. STL, solo off Adam Wainwright

2007: Combined to hit .286 (144-for-503) with 41 doubles, 11 triples, 18 home runs, 79 RBI and 98 runs scored in 136 games with 13 stolen bases between Single-A Sarasota and Double-A Chattanooga.

- Named the Reds minor league hitter of the year as well as a Florida State League Mid-Season All-Star.
- Finished eighth among all minor league players with 70 extra-base hits.
- Played for Surprise in the Arizona Fall League after the season and hit .292 with one home run and 10 RBI.

2006: Combined to hit .250 (86-for-344) with 17 doubles, five triples, eight home runs, 43 RBI and 51 runs scored in 89 games played between Single-A Dayton and Single-A Sarasota.

2005: Made his professional debut by combining to hit .325 (89-for-274) with 22 doubles, 14 home runs, 46 RBI and 53 runs scored in 66 total games between Rookie-Level Billings and Single-A Dayton.

PERSONAL

Adam Marcos Rosales...he and his wife, Callie, have one daughter, Juliet...graduated from Maine (IL) High School in 2001...named the Cincinnati Reds Heart and Hustle Award nominee in 2009 by the Major League Baseball Players Alumni Association...majored in physical education at Western Michigan University where he earned All-MAC first team and All-MAC academic team honors...originally signed by Cincinnati Reds' scout Rick Sellers.

ADAM ROSALES' CAREER BATTING RECORD

YR	CLUB	AVG	G	AB	R	H	2B	3B	HR	RBI	SH	SF	HP	BB	SO	SB	CS	OBP	SLG	E
2005	Billings (R)	.321	34	140	29	45	14	0	5	25	0	1	5	13	37	2	2	.396	.529	3
	Dayton (A)	.328	32	134	24	44	8	0	9	21	0	2	2	10	24	3	1	.378	.590	6
2006	Sarasota (A)	.213	34	122	15	26	8	2	2	14	1	2	2	20	27	3	3	.329	.361	5
	Dayton (A)	.270	55	222	36	60	9	3	6	29	0	2	5	15	40	5	1	.328	.419	11
2007	Sarasota (A)	.294	69	248	47	73	23	5	48	2	6	13	31	46	9	2	.393	.488	4	
	Chattanooga (AA)	.278	67	255	51	71	18	6	13	31	2	3	5	37	66	4	4	.377	.549	6
2008	Louisville (AAA)	.287	117	432	70	124	29	7	11	58	1	4	14	22	82	7	1	.339	.463	12
	CINCINNATI	.207	18	29	0	6	1	0	0	2	0	0	0	1	4	1	0	.233	.241	0
2009	Louisville (AAA)	.349	30	109	27	38	8	2	5	20	0	3	1	12	15	4	0	.408	.596	3
	CINCINNATI	.213	87	230	23	49	10	1	4	19	2	3	5	26	46	1	2	.303	.317	7
2010	OAKLAND	.271	80	255	31	69	8	2	7	31	2	2	1	19	65	2	2	.321	.400	2
2011	Sacramento (AAA)	.265	40	147	23	39	5	1	3	22	0	3	1	13	32	1	1	.323	.374	3
	OAKLAND	.098	24	61	5	6	0	0	2	8	0	2	1	4	13	0	0	.162	.197	4
2012	OAKLAND	.222	42	99	12	22	5	0	2	8	0	1	0	11	24	0	0	.297	.333	0
	Sacramento (AAA)	.280	76	275	46	77	21	1	8	47	1	6	2	26	57	4	2	.340	.451	8
2013	Stockton (A)	.500	3	12	3	6	2	0	1	1	0	0	0	0	1	0	0	.500	.917	0
	Sacramento (AAA)	.211	9	38	4	8	2	0	0	6	0	1	0	3	7	1	1	.262	.263	1
	OAKLAND	.191	51	136	11	26	5	0	4	8	4	0	4	10	31	0	0	.267	.316	7
	TEXAS	.182	17	11	4	2	0	0	1	4	0	1	0	0	3	0	0	.167	.455	0
2014	Round Rock (AAA)	.276	72	272	42	75	16	3	7	43	0	3	4	28	61	3	0	.349	.434	3
	TEXAS	.262	56	164	20	43	7	0	4	19	0	0	3	13	42	4	2	.328	.378	2
2015	TEXAS	.228	53	114	14	26	4	0	3	7	0	0	1	10	30	4	4	.296	.342	3
Major League Totals		.227	428	1099	120	249	40	3	27	106	8	9	15	94	258	12	10	.294	.342	25
Minor League Totals		.285	638	2406	417	686	163	30	75	365	7	36	54	230	495	46	18	.356	.471	65

*Led league +Tied for league lead @Rehab assignment

CAREER FIELDING

POSITION	PCT.	G	PO	A	E	TC	DP
Second Base	.993	116	169	256	3	428	68
Third Base	.949	100	60	126	10	196	11
First Base	.998	85	470	50	1	521	56
Shortstop	.960	80	82	184	11	277	26
Left Field	1.000	9	14	0	0	14	0
Pitcher	---	2	0	0	0	0	0
Career Totals	.983	383	795	616	25	1436	161

SINGLE-GAME HIGHS

HITTING STREAK.....Eight games, September 14-22, 2014
 HITS.....4, twice, last May 30, 2015 vs. Boston
 DOUBLES.....2, three times, last August 24, 2014 vs. Kansas City
 RBI.....4, twice, last May 26, 2010 at Baltimore
 RUNS SCORED.....3, twice, last July 10, 2010 vs. Los Angeles (AL)
 WALKS.....3, May 17, 2012 at Texas
 STRIKEOUTS.....4, June 13, 2013 vs. New York (AL)
 CAREER WALK-OFF HITS.....One, August 17, 2014 vs. Los Angeles (AL) (single off of Huston Street)

HOME RUNS

CAREER MULTI-HOME RUN GAMES (1)...August 6, 2014 at Chicago (AL) (Chris Sale and Daniel Webb)
 CAREER GRAND SLAMS.....None
 CAREER PINCH-HIT (2).....July 30, 2009 vs. San Diego (Mike Ekstrom)
 June 12, 2010 at San Francisco (Barry Zito)
 CAREER LEADOFF (1).....May 3, 2013 at New York (AL) (C.C. Sabathia)

CAREER TRANSACTIONS

2005.....Signed by the Cincinnati Reds as a 12th-round selection in the First-Year Player Draft.
 2010.....Acquired by the Oakland Athletics from the Reds with OF Willy Taveras in exchange for INF Aaron Miles, January 31.
 2013.....Acquired by the Texas Rangers from Oakland off waivers, August 2.
 2013.....Acquired by the Oakland Athletics from Texas off waivers, August 8.
 2013.....Acquired by the Texas Rangers from Oakland off waivers, August 12.
 2015.....Signed by the Texas Rangers as a minor league free agent, January 5.
 2016.....Signed by the San Diego Padres as a minor league free agent, January 1.



TYSON ROSS

RIGHT-HANDED PITCHER



BATS/THROWS: R/R

OPENING DAY AGE: 28

BORN: April 22, 1987 in Berkeley, CA

RESIDENCE: San Diego, CA

ACQUIRED: From OAK along with INF A.J. Kirby-Jones in exchange for LHP Andrew Werner and INF Andy Parrino: November 16, 2012

CONTRACT STATUS: Signed through 2016

HEIGHT/WEIGHT: 6-6/247

SERVICE TIME: 4.126

CAREER

2015: Named the Padres Pitcher of the Year by the local chapter of the Baseball Writers Association of America (BBWAA) after he finished the 2015 campaign with new career-highs in innings pitched and strikeouts after going 10-12 with a 3.26 ERA (71 ER, 196.0 IP) and 212 strikeouts against 84 walks while holding opponents to a .237 average.

- His strikeout total ranked 13th in the Majors, sixth in the National League and second on the team (Shields, 216).
- His 212 strikeouts were a new career high, surpassing his previous best of 195 in 2014...was the second pitcher in franchise history to record 195+ strikeouts in consecutive seasons, joining Jake Peavy who did so in three straight seasons from 2005-07.
- Also posted a 9.73 strikeouts per nine innings ratio (212 strikeouts/196.0 IP), the second-best mark in franchise history by a starter, trailing only the 9.87 mark (189 SO/172.1 IP) set by Andy Benes during the 1994 season.
- Ross and teammate James Shields (216) both reached the 200 strikeout plateau, making them the first set of teammates in franchise history to reach 200+ strikeouts in the same season.
- His 196.0 innings pitched was one more inning than his previous record of 195.0 IP set in 2014...first Padres pitcher since Jake Peavy from 2005-07 to record 195.0+ in consecutive seasons (Peavy did so in three straight seasons).
- Allowed just nine home runs in 196.0 IP, good for a 0.41 home runs per nine innings ratio, third-best mark among qualified Major League starters, trailing only Jake Arrieta (0.39) and Gio Gonzalez (0.41)...it was also the seventh-best mark in franchise history and the best since Kevin Brown had a 0.28 HR/9 (8 HR, 257.0 IP) during the 1998 season.
- Posted a 100.0-inning streak without allowing a home run from 4/28 - 7/29, the longest by a Major League pitcher in a single season (in terms of both starts and innings pitched) since Mets starter Sid Fernandez went 16 starts and 111.0 innings pitched during the 1992 season...was the third-longest in terms of innings pitched in franchise history, trailing only Dave Roberts (123.1 IP from 4/30-7/20 in 1971) and Padres Hall-of-Famer Randy Jones (107.1 IP from 7/3-9/11 in 1978).
- Recorded 212 strikeouts and allowed nine home runs in 2015 after he had recorded 195 strikeouts and allowed 13 home runs in 2014...since the start of the 2000 campaign, is the fifth Major League pitcher to have consecutive seasons of 195+ strikeouts and less than 15 homers allowed, joining Clayton Kershaw (3 seasons, 2013-2015), Pedro Martinez (2002-03), Tim Lincecum (2008-09) and Ubaldo Jimenez (2009-10).
- According to FanGraphs.com, he posted a 71.2% contact percentage, the fourth-lowest rate in the Major Leagues and the lowest mark in baseball by a right-hander, behind only Francisco Liriano (67.5%), Clayton Kershaw (69.0%) and Chris Sale (70.5%).
- Posted a 62.3% ground ball rate this season, the third-highest rate in Major League Baseball, trailing only LAD Brett Anderson (66.7) and HOU Dallas Keuchel (62.3)...Ross also posted a 3.51 groundout/flyout ratio, the third-highest in baseball behind only Anderson (4.49) and Keuchel (3.68).
- Threw his slider a National-League-leading 1,289 times in 2015, with Chris Archer being the only player in Major League Baseball to throw it more often (1,307)...had a 45.54% swing-and-miss rate on his slider, the second-highest whiff rate on a single pitch thrown by a pitcher at least 750 times, trailing only Cole Hamels' change-up, which had a 48.22% swing-and-miss rate (thrown 770 times).
- Recorded 142 strikeouts on his slider this season, the fourth-highest total by any Major League pitcher on a single pitch, trailing only Chris Archer's slider (179), Lance Lynn's fastball (144) and Max Scherzer's fastball (144), per STATS, Inc.
- At the plate, Ross posted a .255/.288/.364 (14-for-55) with a double, a triple, a home run and six RBI...his .255 batting average was the highest by a Major League pitcher in 2015, the first time in Padres franchise history they had a pitcher lead his position in hitting.
- Ross hit for a "season cycle" (1B, 2B, 3B, HR), making him the second pitcher in franchise history to accomplish this feat...Tim Lollar also did so three times, having done so every season from 1982-1984.
- Hit his first career home run on 7/2 at STL, an opposite field shot off Tim Cooney...was the fourth pitcher in franchise history to hit an opposite field home run and the first since Andy Benes did so against the Phillies on 9/3/89...Mike Corkins (6/28/72) and Dave Roberts (7/9/70) also accomplished this feat.

2014: Set career-highs in starts (31), innings (195.2), strikeouts (195) and ERA (2.81) in his first full season as a starter with the Padres.

- Went 13-14 with a 2.81 ERA (61 ER, 195.2 IP) with 195 strikeouts in 31 starts...his ERA ranked 11th in the National League while his strikeouts ranked eighth.
- Selected to represent the Padres for the National League at the 85th annual Major League Baseball All-Star Game in Minneapolis on 7/15...his first career trip to the All-Star Game...was the 10th starting pitcher in club history to be named an All-Star, the 12th time overall a Padres starting pitcher has been selected to the team...did not appear in the game as he made his last start on the Sunday before the All-Star Break.

QUICK HIT

- Selected to his first career Major League All-Star Game in 2014.
- First MLB Win: May 11, 2010 at TEX
- First MLB Save: April 11, 2012 at LAA

Ross continued:

- Put up the 11th-best ERA and opponents batting average (.230) in Padres franchise history while his strikeout total was seventh-best...his 8.97 strikeouts per nine innings ranked eighth in the NL.
- Turned in 15 games of six-or-more innings pitched and two-or-fewer earned runs, tied for the third-most in the Majors, trailing only Adam Wainwright-STL (17) and Clayton Kershaw-LAD (17).
- In 15 starts at Petco Park, posted an 8-5 record with a 1.88 ERA (21 ER, 100.2 IP) with 106 strikeouts against 31 walks while limiting the opposition to a .199 average...his home ERA was the fourth-best mark in Major League Baseball.
- Owns a lifetime .195 opponents average over his career at Petco Park, the second-best mark in ballpark history, trailing only Luke Gregerson, who held the opposition to a .173 batting average at Petco Park.
- Over 30 games, 21 starts, in his career at Petco Park, owns a 1.95 ERA (33 ER, 154.0 IP), the second-lowest mark in ballpark history, behind only Mike Adams, who pitched to a 1.29 ERA over six seasons and 112 games in downtown San Diego.
- Posted a streak of 14 consecutive quality starts from 6/21 – 9/7, a Padres franchise record...in addition to the quality starts, allowed six-or-fewer hits in each of those 14 starts...dating back 1914, the only Major League pitcher with a longer streak of quality starts allowing six-or-fewer hits was Mike Scott-HOU, who went 17 games from 5/21 – 8/8/86.
- During his quality start streak, posted a 7-6 record with a 1.93 ERA (20 ER, 93.1 IP) with 94 strikeouts against 26 walks while limiting the opposition to a .210 average...ranked fourth in the NL in ERA and opponents average and third in strikeouts.
- Threw the first complete-game shutout of his career on 7/2 vs. CIN, allowing just three hits with nine strikeouts and no walks...first pitcher in franchise history to throw a shutout, allow three-or-fewer hits, strike out nine-or-more and walk none in a game.
- Threw the second complete game of the season and of his career on 8/21 a LAD but took the loss after he allowed two runs on four hits with eight strikeouts against two walks over 8.0 innings pitched.
- In July, went 4-2 with a 1.10 ERA (5 ER, 41.0 IP), a .194 opponents average and 48 strikeouts against 10 walks in six starts...led all Major League pitchers with 48 strikeouts during the month...his 48 strikeouts that month are tied for the third-most in franchise history by a pitcher during the month of July, trailing only Kevin Brown's 60 in 1998 and Andy Benes' 54 in 1994...overall, his 48 strikeouts during July are tied for the seventh-most in franchise history for any month of the season.
- His 1.10 ERA (min. 25.0 IP) in July was second-best in the NL...his 1.10 ERA in July was second-best in franchise history, behind only the 1.04 ERA (4 ER, 26.0 IP) Mat Latos put up in July 2010...his 1.10 ERA was the lowest by any pitcher in franchise history to make six starts in a single month.
- According to *Baseball Prospectus*, threw his slider a Major-League-leading 1,272 times in 2014...forced a swing on 53.14% of those pitches and a swing-and-miss on 44.38%, the fourth-best swing rate and second-best whiff rate in the Majors (min 750 pitches).
- According to FanGraphs.com, posted a 71.4 contact percentage, second-best rate in MLB, trailing only Francisco Liriano-PIT (68.1%).
- Allowed 14 unearned runs, tied for the third-highest total in Major League baseball and second-most in the NL, behind only Dan Haren-LAD (18) and Jon Lester-OAK/BOS (16).
- Collected a pair of bunt singles in 2014, tied for the Major League lead among pitchers with teammate Andrew Cashner.

2013: Set a career-high in games (35) and went 3-5 with a 3.06 ERA (32 ER, 94.0 IP) with 97 strikeouts in 16 starts.

- Compiled a 0-3 record with a 3.48 ERA (12 ER, 31.0 IP) with 22 strikeouts in 19 relief appearances.
- Made two starts during a quick stint in the minors in July to build up his pitch count...returned on 7/23 and pitched out of the rotation the remainder of the season, going 3-4 with a 2.93 ERA (26 ER, 80.0 IP) with 85 strikeouts in 13 starts.
- His 2.93 ERA from 7/23 through the end of the season ranked tied for seventh in the NL and tied for 14th in the Majors (min. 80.0 IP).
- Recorded the lowest contact percentage (69.6% of swings) of all qualified Major League pitchers in the second half.
- His 2.03 ERA (12 ER, 53.1 IP) at Petco Park was the fourth-best in ballpark history (min. 50.0 IP) while his .187 opponents batting average ranked second behind Chris Young (.170 in 2007).
- His .201 (56-for-279) opponents average from 7/23 through end of the season was tied for the best in MLB with TEX Yu Darvish.
- His 9.29 strikeouts per nine innings as a starter ranked sixth in the National League and 12th in the Majors.
- Limited right-handed hitters to a .199 (45-for-226) average, which ranked sixth-best in the Majors.
- Placed on the 15-day disabled list on 4/20 with a left shoulder subluxation suffered on a swing resulting in a single off the wall on 4/17 at LAD, his first Major League hit (Clayton Kershaw).

2012: Split the season between the Major League club and Triple-A Sacramento in the Athletics organization, making 13 starts for both the A's and River Cats.

- On 6/16 vs. SD, carried a no-hitter into the sixth inning before Carlos Quentin hit a two-run home run with two outs.
- Acquired by the Padres with minor league OF A.J. Kirby-Jones in exchange for INF Andy Parrino and RHP Andrew Werner.

2011: Appeared in 18 games, 15 starts, between Triple-A Sacramento and the big league club for the A's, missing time due to a stint on the disabled list.

- Began the year with Triple-A Sacramento...recalled on 4/6 before making an appearance with the River Cats...after going 3-3 with a 2.75 ERA in nine games, six starts, landed on the 15-day DL on 5/20 with a strained left oblique.
- Pitched in the Arizona Fall League following the season, going 1-3 with a 5.94 ERA in seven starts.
- Named the No. 4 prospect in the A's organization by *Baseball America* entering the season.

2010: Saw his first big league action with Oakland, appearing in 26 games, two starts, for the A's after making the club's Opening Day roster...also made six starts for Triple-A Sacramento.

- Made his first career Opening Day roster as a non-roster invitee, the only invitee to make the A's out of Spring Training.
- Had his season cut short after being shut down on 8/10 with a strained right elbow.
- Made his Major League debut on 4/7 vs. SEA.
- Named the No. 6 prospect in the A's organization by *Baseball America* heading into the season.

2009: In his second professional season, split the year between Single-A Stockton and Double-A Midland, making 18 starts for the Ports and nine for the RockHounds.**2008: Made his professional debut with Single-A Kane County, playing in six games, four starts, for the Cougars after signing as a second-round selection in the First-Year Player Draft.**

PERSONAL

Tyson William Ross...graduated from Bishop O'Dowd High School (CA) in 2005...named North Coast Section Player of the Year as a senior after going 12-1 with a 0.71 ERA and 130 strikeouts...was a member of the USA Junior National Team in 2004 and '05...attended the University of California, earning All-Pac-10 in 2007 and 2008...left Cal ranked third on the Bears' career strikeout list (271)...originally signed by Athletics' scout Jermaine Clark.

TYSON ROSS' CAREER PITCHING RECORD

YR	CLUB	W-L	ERA	G	GS	CG	SHO	SV	IP	H	R	ER	HR	HB	BB	SO	WP	BK	AVG
2008	Kane County (A)	0-1	4.66	6	4	0	0	0	19.1	16	11	10	1	2	5	16	1	0	.219
	Stockton (A)	5-6	4.17	18	18	0	0	0	86.7	78	49	40	10	8	33	82	5	0	.237
	Midland (AA)	5-4	3.96	9	9	1	0	0	50.0	40	22	22	3	1	20	31	4	0	.225
2010	OAKLAND	1-4	5.49	26	2	0	0	1	39.1	39	24	24	4	0	20	32	5	0	.271
	Sacramento (AAA)	2-1	3.55	6	6	0	0	0	25.1	22	10	10	1	4	13	30	1	0	.253
2011	OAKLAND	3-3	2.75	9	6	0	0	0	36.0	33	12	11	1	0	13	24	2	0	.252
	Sacramento (AAA)@	3-2	7.61	9	9	0	0	0	36.2	52	34	31	5	0	22	34	3	0	.325
	Stockton (A)	0-0	9.00	1	1	0	0	0	1.0	2	1	1	0	0	1	1	0	0	.400
2012	Sacramento (AAA)	6-2	2.99	15	13	1	0	0	78.1	69	33	26	4	3	29	64	4	0	.235
	OAKLAND	2-11	6.50	18	13	0	0	0	73.1	96	56	53	7	5	37	46	2	1	.327
2013	SAN DIEGO	3-8	3.17	35	16	0	0	0	125.0	100	51	44	8	7	44	119	7	0	.225
	Tucson (AAA)@	1-1	4.63	4	2	0	0	0	11.2	12	6	6	0	0	6	9	1	0	.273
2014	SAN DIEGO	13-24	2.81	31	31	2	1	0	195.2	165	75	61	13	9	72	195	12	0	.230
2015	SAN DIEGO	10-12	3.26	33	33	1	0	0	196.0	172	78	71	9	8	84	212	14	0	.237
Major League Totals		32-52	3.57	152	101	3	1	1	665.1	605	296	264	42	29	270	628	42	1	.246
Minor League Totals		22-17	4.26	68	62	2	0	0	308.2	291	166	146	24	18	129	267	19	0	.249

*Led league +Tied for league lead @Rehab assignment

ALL-STAR RECORD

[illegible]

2015 AND CAREER BATTING RECORD

YR	CLUB	AVG	G	AB	R	H	2B	3B	HR	RBI	SH	SF	HP	BB	SO	SB	CS	OBP	SLG
2015	SAN DIEGO	.250	32	56	6	14	1	1	1	6	8	1	1	2	19	0	0	.283	.357
Major League Totals		.203	99	148	12	30	2	1	1	9	13	2	2	5	61	0	0	.236	.250

CAREER FIELDING

POSITION	PCT.	G	PO	A	E	TC	DP
Pitcher	.943	152	52	113	10	175	9

SINGLE-GAME HIGHS

INNINGS PITCHED.....	9.0 IP, twice, last: June 20, 2015 at Arizona
LOW-HIT COMPLETE GAME.....	3, July 2, 2014 vs. Cincinnati
STRIKEOUTS.....	11, twice, last September 22, 2015 vs. San Francisco
MOST HITS ALLOWED.....	12, May 25, 2012 vs. New York (AL)
MOST RUNS ALLOWED.....	9, April 28, 2012 at Baltimore
MOST WALKS ALLOWED.....	7, June 16, 2014 at Seattle
MOST HOME RUNS ALLOWED.....	3, twice, last September 10, 2015 vs. Colorado
CAREER WINNING STREAK.....	Four games, July 19 - August 10, 2014
CAREER 10-STRIKEOUT GAMES (3).....	July 24, 2014 vs. Cincinnati (11) September 22, 2015 vs. San Francisco (11) September 1, 2013 at Los Angeles (NL) (10)
CAREER HOME RUNS HIT (1).....	July 2, 2015 at St. Louis (Tim Cooney)

CAREER TRANSACTIONS

2008.....	Signed as a second-round selection by the Oakland Athletics in the First-Year Player Draft.
2012.....	Acquired by the San Diego Padres from Oakland with INF A.J. Kirby-Jones in exchange for LHP Andrew Werner and INF Andy Parrino. November 16.

@Ryan_Schimpf

83

SCHIMPF



RYAN SCHIMPF

INFIELDER

BATS/THROWS: L/R

OPENING DAY AGE: 27

BORN: April 11, 1988 in New Orleans, LA

RESIDENCE: Covington, LA

ACQUIRED: Signed as a minor league free agent: November 25, 2015

CONTRACT STATUS: Signed through 2016

HEIGHT/WEIGHT: 5-9/180

SERVICE TIME: 0.000

NON-ROSTER INVITEE

CAREER

2015: Combined to hit .250 (92-for-368) with 26 doubles, 23 home runs, 63 RBI and 55 runs scored in 107 games played between Double-A New Hampshire and Triple-A Buffalo.

- Began the season with New Hampshire, spending the majority of the season there with 76 games...also played in 31 games for Triple-A Buffalo.
- Missed time while on the seven-day disabled list from 7/17-24.

2014: Hit a combined .227 (90-for-397) with 24 doubles, two triples, 24 home runs, 58 RBI and 64 runs scored in 117 total games between Double-A New Hampshire and Triple-A Buffalo.

- Named an Organization All-Star for Toronto by MiLB.com following the season.
- After the season played in 26 games for Venados de Mazatlan in the Mexican Winter League, hitting .242 (24-for-99) with three home runs and 12 RBI.

2013: Spent the entire season with Double-A New Hampshire, hitting .210 (93-for-442) with 21 doubles, three triples, 23 home runs, 65 RBI and 67 runs scored in 126 games played.

- Named an Organization All-Star for Toronto by MiLB.com after the year.

2012: Split the campaign between Single-A Dunedin and Double-A New Hampshire, hitting .269 (127-for-472) with 37 doubles, three triples, 22 home runs, 76 RBI and 80 runs scored in 129 games played.

- Named on Organization All-Star for Toronto by MiLB.com, following the season.
- Named a Florida State League Mid-Season All-Star for Dunedin.

2011: Played in 57 games for Single-A Dunedin, missing time while on the disabled list from 4/7-6/9 with patella tendinitis of the right knee.

2010: Split time between Single-A Lansing and Single-A Dunedin, spending the majority of the season with Lansing...combined to hit .237 (96-for-405) with 26 doubles, 11 triples, eight home runs, 52 RBI and 56 runs scored in 110 total games played.

- Named a Midwest League Mid-Season All-Star for Lansing.

2009: Made his professional debut by splitting time between Rookie-Level Auburn and the Gulf Coast League Blue Jays, hitting a combined .293 (39-for-133) in 36 total games.

PERSONAL

Ryan Michael Schimpf...he and his wife, Felicia, have one child, Kenley...attended Louisiana State University where his father, Craig, also attended...named the Most Valuable Player of the 2008 Valley League Championship Series...hit .392 during the summer with three doubles, 11 home runs and 27 RBI in 27 games...participated in the 2007 CIGL All-Star Game and was named the No. 7 prospect in the league by *Baseball America*...originally signed by Blue Jays' scout Rob St. Julien.

RYAN SCHIMPF'S CAREER BATTING RECORD

YR	CLUB	AVG	G	AB	R	H	2B	3B	HR	RBI	SH	SF	HP	BB	SO	SB	CS	OBP	SLG	E
2009	GCL Blue Jays (R)	.500	2	4	1	2	0	1	0	0	0	0	0	2	0	1	0	.667	1.000	0
	Auburn (A)	.287	34	129	25	37	7	1	3	14	4	2	3	15	24	4	1	.369	.426	8
2010	Lansing (A)	.240	92	337	46	81	23	10	6	45	4	5	10	39	96	11	7	.332	.421	16
	Dunedin (A)	.221	18	68	10	15	3	1	2	7	1	0	1	4	27	3	0	.274	.382	8
2011	Dunedin (A)	.240	57	196	30	47	9	2	10	36	0	3	7	22	52	2	0	.333	.459	7
2012	Dunedin (A)	.266	96	361	59	96	29	3	14	61	0	6	4	48	89	4	2	.353	.479	13
	New Hampshire (AA)	.279	33	111	21	31	8	0	8	15	1	0	2	23	32	3	1	.412	.568	3
2013	New Hampshire (AA)	.210	126	442	67	93	21	3	23	65	0	1	7	79	138	3	3	.338	.428	10
2014	New Hampshire (AA)	.270	50	185	35	50	17	1	15	37	0	3	3	28	56	3	0	.370	.616	4
	Buffalo (AAA)	.189	67	212	29	40	7	1	9	21	1	2	7	24	59	0	1	.290	.358	4
2015	New Hampshire (AA)	.271	76	258	43	70	20	0	20	56	0	3	4	42	54	2	1	.378	.581	2
	Buffalo (AAA)	.200	31	110	12	22	6	0	3	7	0	1	0	11	23	0	2	.270	.336	1
Minor League Totals		.242	682	2413	378	584	150	23	113	364	11	26	48	337	650	36	18	.343	.464	76

*Led league +Tied for league lead @Rehab assignment

CAREER TRANSACTIONS

2009.....Signed by the Toronto Blue Jays as a fifth-round selection in the First-Year Player Draft.

2015.....Signed by the San Diego Padres as a minor league free agent, November 25.

**SKIP SCHUMAKER****INFIELDER/OUTFIELDER****55****BATS/THROWS:** L/R**OPENING DAY AGE:** 36**BORN:** February 3, 1980 in Torrance, CA**RESIDENCE:** Ladera Ranch, CA**ACQUIRED:** Signed as a minor league free agent: February 9, 2016**CONTRACT STATUS:** Signed through 2016**HEIGHT/WEIGHT:** 5-10/185**SERVICE TIME:** 9.051**NON-ROSTER INVITEE****CAREER****2015: Played in 131 games for the Reds, hitting .242 (59-for-244), his most games played since 2010.**

- Led all Major League pinch hitters in plate appearances (81) and hits (19) and tied for the lead in doubles (six)...his 19 hits in the pinch were the most by any player in a season since 2010 when Chris Carter had 19 for the Mets and Joe Inglett had 20 for the Brewers.
- Made 41 starts total on the season, with 32 in left field, four at second base, two in right field, one in center field and two as the designated hitter.
- Doubled in three consecutive pinch-hit appearances from 5/16-20...first Major Leaguer to produce doubles in three straight pinch-hit appearances since Wes Helms did so for Milwaukee in 2005 and the first Reds player since Joe Oliver did so in 1990.
- In the bottom of the ninth inning on 5/26 vs. COL he came up with a pinch-hit, RBI-double off Brooks Brown that lifted the Reds to a 2-1 walk-off victory.

QUICK HIT

- **Made appearances at second base (487 games), in left field (264 games), right field (174 games) and center field (169 games)...also appeared in four games as a pitcher.**
- **First MLB Hit:** August 12, 2005 at CHI, RBI-single off Ryan Dempster
- **First MLB Home Run:** April 5, 2006 at PHI, solo off Brett Myers

2014: Played in just 83 games for the Reds, his fewest games played since 2007, missing time with two stints on the disabled list.

- Began the season on the disabled list with a dislocated left shoulder suffered during spring training...reinstated from the disabled list on 5/3 and made his debut for the Reds that night as a pinch-runner, staying in the game in left field...originally suffered the left shoulder injury on 3/21 while diving for a ball in the outfield.
- Re-injured the same shoulder while playing right field vs. the Cubs on 7/10, when a collision with the wall also required a stint on the seven-day concussion disabled list from 7/11-19.
- Despite the shoulder injury, made 35 more appearances before having season-ending surgery on 9/12 to repair a torn labrum in his left shoulder.
- For Cincinnati he appeared in games in left field (33), second base (19), right field (13), center field (eight) and pitcher (one).
- Named the Reds' recipient of the Heart and Hustle Award, given annually to a player who demonstrates a passion for and best embodies the values, spirit and tradition of the game.
- Had his 1,000th career pinch-hit appearance on 8/12 vs. BOS.

2013: Played in 125 games for the Dodgers, hitting .263 (84-for-319)...played four different defensive positions for the Dodgers, including second base (44 games), left field (35 games), center field (29 games) and right field (18 games).

- From 5/4 through the end of the season he hit .285 (79-for-277) over his final 102 games.
- Had a career-best 15-game hitting streak from 5/17-6/9, hitting .420 over that streak...longest hitting streak by a Dodger in 2013.
- Also made a pair of scoreless relief appearances on 4/29 vs. COL and 6/28 vs. PHI.
- Served a two-game suspension from 7/10-11 for his role in a bench-clearing incident on 6/11.
- Played in eight postseason games for the Dodgers, hitting .231 (3-for-13) in the National League Division Series and going 0-for-6 in the National League Championship Series.

2012: In his final season with the Cardinals he played in 107 games, hitting .276 (75-for-272) for St. Louis.

- Made 51 starts at second base, 14 starts in center field and three starts in right field.
- Hit .300 with runners in scoring position and .306 with runners on base on the year.
- Began the season on the disabled list with a right oblique injury and did not play for the Cardinals until 4/20.
- Also spent time on the disabled list in June with a strained right hamstring.
- In July he hit .385 (20-for-52) in 23 games...his .385 average and .475 OBP for the month were third-best in the NL.
- Played in nine postseason games for St. Louis, going 0-for-9 between the National League Division Series and National League Championship Series.

2011: Appeared in 117 games for the World Champion St. Louis Cardinals, including a team-high 89 starts at second base.

- With runners in scoring position on the season he hit .304 (28-for-92) and .429 (6-for-14) in the pinch.
- Landed on the disabled list for most of April and May with a strained right triceps...landed on the 15-day disabled list on 4/19 and reinstated on 5/23.
- In July he led the Cardinals staff with a .347 (25-for-72) average in 24 games.
- Made his first career pitching appearance on 8/23 vs. LAD, allowing a two-run home run to Aaron Miles...became the first Cardinals position player since 1959 to record two strikeouts.
- In the deciding Game Five of the National League Division Series vs. the Phillies he stated in center field and doubled to drive in the game's only run...missed the National League Championship Series with an oblique injury suffered during Game Five of the NLDS.
- Appeared in six World Series games vs. the Rangers, including starts in center field in Game Five, Six and Seven.
- Finished the postseason with a .381 (8-for-21) average in 11 games with four RBI and two runs scored.

2010: Made 118 of his 121 starts at second base, appearing in 137 games total for the Cardinals.

- Among National League second basemen he ranked fifth in assists on the season.
- During interleague play he hit .441 (15-for-34), the third best mark among all Major League hitters.
- Overall on the season he hit .297 (30-for-101) with runners in scoring position, ninth-best among Major League second basemen.
- On 8/9 at CIN he hit his first career grand slam off Mike Leake.

2009: Played in 153 games for the second straight season, hitting .303 (161-for-532) with 34 doubles, one triple, four home runs, 35 RBI and 85 runs scored.

- Made 124 starts at second base, three starts in center field and one start in left field.
- Hit over .300 on the year for the third straight season.
- Produced at least three hits in a game a team-high 15 times.
- In the National League Division Series against the Dodgers he started Games One and Three and went 2-for-6 with a RBI, run scored and a double.

2008: In his first full Major League season he set career-highs in nearly every offensive category, finishing tied for 10th in the National League with a .302 (163-for-540) average.

- Also finished among NL leaders with a .318 average with runners in scoring position (ninth) and a .340 average vs. right-handed pitching (second-best in the Majors).
- Had 10 outfield assists, tied for eighth in the NL, including four at home plate.
- Started on Opening Day in right field.
- On 7/26 at NYM he tied the single-game club record for the Cardinals with six hits, becoming the sixth Cardinals hitter with six hits in a game (Terry Moore, Jim Bottomley, Dick Harley, Roger Conner and Duff Cooley) and the first Cardinals player to do it since Terry Moore on 9/5/35.

2007: Split the season between the Majors and Triple-A Memphis...made the Cardinals' Opening Day roster for the second straight season.

- Hit .429 (15-for-35) with runners in scoring position and .415 (27-for-65) with runners on base.
- On 7/22 at ATL he hit the game-winning home run in the 10th inning, a two-run shot.
- Optioned to Memphis on 5/13 and recalled for a second stint on 6/18...optioned back to Memphis on 8/1 and recalled for a third stint on 9/1, spending the remainder of the season with the Big League club.

2006: Played the majority of the season with Triple-A Memphis where he hit .306 (113-for-369), also playing in 28 games for St. Louis including making his first career Opening Day roster.

- On 4/5 at PHI he hit his first Major League home run with a solo shot off Brett Myers.
- Spent all of April with the Major League club before being optioned to Memphis on 5/2...recalled for a second stint on 9/7, spending the remainder of the season with the Big League club.

2005: Played the majority of his year with Triple-A Memphis where he hit .287 (127-for-443), leading the club in hits and stolen bases (14)...also made his Major League debut for St. Louis with 27 games over three stints.

- Had his contract selected by St. Louis on 6/6 and made his Major League debut on 6/8 vs. BOS as a pinch hitter.
- Optioned back to Memphis on 6/18 before being recalled for a second stint on 8/10...optioned back on 8/18 and recalled for a third and final stint on 9/6.
- Made his first Big League start on 6/13 at TOR, playing center field.
- As a pinch hitter on 8/12 at Chicago-NL recorded his first career hit with an RBI-single off Ryan Dempster.

2004: Named a Southern League and Baseball America All-Star for Double-A Tennessee.

- Led the Southern League and all Cardinals minor league hitters in hits...also led the Southern League in games played while ranking third in at-bats.
- Played most of the season in the outfield but did play five games at third base.

2003: Played in 91 games for Double-A Tennessee, missing parts of the season with injuries to his right wrist in April and to his right fibula in August.

2002: Named a Carolina League All-Star for Single-A Potomac, hitting .287 (158-for-551) in 136 games, ranking second in the Carolina League in hits.

2001: Made his professional debut for Single-A New Jersey, hitting .253 (41-for-162) in 49 games.

PERSONAL

Jared M. Schumaker... he and his wife, Lindsey, have two children, Brody and Presley...in 1998 graduated from Aliso Niguel High School in Aliso Viejo, CA, where he played football and baseball...was all-conference, all-county and all-state in baseball...attended the University of California, Santa Barbara, where he was named to the All-Big West first team in 2001...played for the Team USA squad that went 8-1 and qualified for the 2008 Olympic Games by beating Cuba in the qualifying tournament where he hit .405 with one home run and eight RBI in nine games...in both 2014 and 2015 was the Reds' nominee for the MLBPA's Marvin Miller Man of the Year Award for his service both on the field and in the community.

SKIP SCHUMAKER'S CAREER BATTING RECORD

YR	CLUB	AVG	G	AB	R	H	2B	3B	HR	RBI	SH	SF	HP	BB	SO	SB	CS	OBP	SLG	E
2001	New Jersey (A)	.253	49	162	22	41	10	1	0	14	2	1	1	29	33	11	2	.368	.327	2
2002	Potomac (A)	.287	136	551	71	158	22	4	2	44	6	2	2	45	84	26	16	.342	.352	3
2003	Tennessee (AA)	.251	91	342	43	86	20	3	2	22	2	2	4	37	54	6	6	.330	.345	1
2004	Tennessee (AA)	.316	138	516	78	163*	29	6	4	43	4	1	2	60	61	19	14	.389	.419	7
2005	Memphis (AAA)	.287	115	443	66	127	24	3	7	34	8	5	2	29	54	14	3	.330	.402	1
2006	ST. LOUIS	.250	27	24	9	6	1	0	0	1	0	0	0	2	2	1	0	.308	.292	0
	ST. LOUIS	.185	28	54	3	10	1	0	1	2	1	0	0	5	6	2	1	.254	.259	2
2007	Memphis (AAA)	.306	95	369	47	113	13	3	2	27	4	4	3	23	48	11	4	.348	.382	0
	ST. LOUIS	.333	88	177	19	59	12	2	2	19	1	2	0	8	20	1	1	.358	.458	2
2008	Memphis (AAA)	.306	59	232	34	71	16	0	7	31	2	1	2	27	37	2	3	.382	.466	1
	ST. LOUIS	.302	153	540	87	163	22	5	8	46	4	1	2	47	60	8	2	.359	.406	3
2009	ST. LOUIS	.303	153	532	85	161	34	1	4	35	1	1	0	52	69	2	2	.364	.393	10
2010	ST. LOUIS	.265	137	476	66	126	18	1	5	42	2	4	4	43	64	5	3	.328	.338	16
2011	ST. LOUIS	.283	117	367	34	104	19	0	2	38	1	3	2	27	50	0	2	.333	.351	8
2012	Memphis (AAA)@	.286	7	21	5	6	2	0	0	0	0	0	0	4	3	1	0	.400	.381	0
2013	ST. LOUIS	.267	107	272	37	75	14	4	1	28	3	2	0	27	50	1	1	.339	.368	4
	LOS ANGELES-NL	.263	125	319	31	84	16	0	2	30	3	0	5	28	54	2	2	.332	.332	7
2014	Louisville (AAA)@	.417	4	12	1	5	4	0	0	3	0	0	0	1	3	0	0	.462	.750	0
2015	CINCINNATI	.235	83	247	22	58	12	0	2	22	3	2	1	18	50	2	1	.287	.308	4
	CINCINNATI	.242	131	244	23	59	20	0	1	21	0	1	0	23	51	2	2	.306	.336	4
Major League Totals		.278	1149	3252	416	905	169	13	28	284	19	16	14	280	476	26	17	.337	.364	59
Minor League Totals		.291	694	2648	367	770	140	20	25	218	28	16	16	255	377	90	48	.355	.387	1

*Led league +Tied for league lead @Rehab assignment

DIVISION SERIES RECORD

YR	CLUB	AVG	G	AB	R	H	2B	3B	HR	RBI	SH	SF	HP	BB	SO	SB	CS	OBP	SLG	E
2009	STL vs. LAD	.333	2	6	1	2	1	0	0	1	0	0	1	1	0	0	0	.500	.500	0
2011	STL vs. PHI	.600	5	10	1	6	2	0	0	3	0	0	0	0	0	0	0	.600	.800	0
2012	STL vs. WSH	.000	4	4	0	0	0	0	0	1	0	0	0	0	1	0	0	.000	.000	0
2013	LAD vs. ATL	.231	4	13	0	3	0	0	0	2	0	1	0	2	2	0	0	.313	.231	0
Division Series Totals		.333	15	33	2	11	3	0	0	7	0	1	1	3	3	0	0	.395	.424	0

LEAGUE CHAMPIONSHIP SERIES RECORD

YR CLUB		AVG	G	AB	R	H	2B	3B	HR	RBI	CS	SH	FP	HP	BB	SO	SB	CS	OBP	SLG	E
2012	STL vs. SF	.000	5	5	0	0	0	0	0	0	0	0	0	0	0	2	0	0	.000	.000	0
2013	LAD vs. STL	.000	4	6	0	0	0	0	0	0	0	0	0	0	0	2	0	0	.000	.000	0
LCS Totals		.000	9	11	0	0	0	0	0	0	0	0	0	0	0	4	0	0	.000	.000	0

WORLD SERIES RECORD

YR	CLUB	AVG	G	AB	R	H	2B	3B	HR	RBI	SH	SF	HP	BB	SO	SB	CS	OBP	SLG	E
2011	STL vs. TEX	.182	6	11	1	2	0	0	0	1	0	0	0	0	3	0	0	.182	.182	0

CAREER FIELDING

POSITION	PCT.	G	PO	A	E	TC	DP
Outfield	.981	561	710	24	14	748	7
Second Base	.978	487	753	1237	44	2034	274
Left Field	.975	264	267	7	7	281	1
Right Field	.980	174	185	9	4	198	3
Center Field	.989	169	258	8	3	269	3
Pitcher	---	4	0	0	0	0	0
Career Totals	.979	951	1463	1261	58	2782	281

SINGLE-GAME HIGHS

HITTING STREAK.....	15 games, May 17 - June 9, 2013
HITS	6, July 26, 2008 at New York (NL)
DOUBLES	2, 10 times, last September 27, 2015 vs. New York (NL)
RBI	4, twice, last August 7, 2013 at St. Louis
RUNS SCORED	4, April 11, 2008 at San Francisco
WALKS	3, three times, last September 11, 2012 at San Diego
STRIKEOUTS	3, eight times, last August 27, 2015 vs. Los Angeles (NL)
STOLEN BASES	2, June 30, 2010 vs. Arizona
CAREER BATT-OFF HITS	Five, last May 26, 2015 vs. Colorado (Brooks Brown)

HOME RUNS

CAREER MULTI-HOME RUN GAMES	None
CAREER GRAND SLAMS (1)	August 9, 2010 at Cincinnati (Mike Leake)
CAREER PINCH-HIT (1)	August 9, 2009 at Pittsburgh (Matt Capps)
CAREER WALK-OFF (2)	May 2, 2008 vs. Chicago (NL) (Chad Fox) June 19, 2011 vs. Kansas City (Tim Collins)
CAREER LEAD-OFF (1)	June 25, 2008 at Detroit (Armando Galarraga)

CAREER TRANSACTIONS

2001.....Signed by the St. Louis Cardinals as a fifth-round selection in the First-Year Player Draft.
2012.....Acquired by the Los Angeles Dodgers from the Cardinals in exchange for INF Jake Lemmerman, December 12.
2013.....Signed by the Cincinnati Reds as a Major League free agent, November 26.
2016.....Signed by the San Diego Padres as a minor league free agent, February 9.



JAMES SHIELDS

RIGHT-HANDED PITCHER

BATS/THROWS: R/R

OPENING DAY AGE: 34

BORN: December 20, 1981 in Newhall, CA

RESIDENCE: San Diego, CA

ACQUIRED: Signed as a Major League free agent: February 10, 2015

CONTRACT STATUS: Signed through 2018 (club option 2019)

HEIGHT/WEIGHT: 6-3/212

SERVICE TIME: 9.125

CAREER

2015: In his first season in San Diego, went 13-7 with a 3.91 ERA (88 ER, 202.1 IP) and 216 strikeouts while holding opponents to a .248 batting average.

- Threw 202.1 innings, making him the 69th pitcher in Padres franchise history to reach the 200.0+ IP milestone and the first since Ian Kennedy threw 201.0 innings in 2014.
- 2015 was his ninth consecutive seasons with 200.0+ innings pitched, having reached the milestone every year since 2007... Shields is the only Major League pitcher with 200.0+ innings pitched each of the last nine seasons.
- His nine seasons with 200.0 innings pitched are the second-most among all active Major League pitchers, behind only Mark Buehrle (14 seasons).
- Shields (216) and teammate Tyson Ross (212) both reached the 200 strikeout plateau, making them the first set of teammates in franchise history to reach 200+ strikeouts in the same season.
- His 216 strikeouts were tied for the fourth-highest total in Padres franchise history, trailing only the 257 by Kevin Brown in 1998, the 240 by Jake Peavy in 2007 and the 231 by Clay Kirby in 1971.
- Shields reached 100 strikeouts in 82.2 innings pitched, the fastest a starter has ever reached 100 strikeouts in franchise history, surpassing the previous record of 90.0 IP by Cory Luebke in 2011 and Sterling Hitchcock in 1999... he was the third-fastest pitcher (starter or reliever) in franchise history to reach 100 strikeouts, trailing only Trevor Hoffman, who got to 100 SO in 71.2 IP in 1997 and 80.2 IP in 1996.
- The 2015 season was the third 200+ strikeout campaign of his career, joining his 2011 (225) and 2012 seasons (223).
- Posted 126 strikeouts in 19 starts before the All-Star Break, the third-most in franchise history during the first half trailing only the 138 strikeouts by Andy Benes in 1994 and the 133 strikeouts by Ian Kennedy in 2014.
- Owned a 13-1 record in 21 games when he received three-or-more runs of support (while he is in the game)... conversely, owned a 0-6 record in 12 starts when he receives less than three runs of support.
- Started the 2015 season 7-0 through his first 14 starts of the season (until 6/14), a new career-best streak to start a season...he was just the second pitcher in Padres history to start a season 7-0, with the only other to do so being Andy Hawkins, who began the 1985 season a franchise-best 11-0 in his first 12 starts.
- Made the Padres Opening Day start against Los Angeles at Dodger Stadium, his seventh career Opening Day start, tied for the fourth-most among active players, trailing only CC Sabathia (11), Mark Buehrle (9) and Felix Hernandez (8).
- Among pitchers to change teams during the 2014-15 offseason, Shields' 13 wins in 2015 were tied for the fourth-most in baseball, trailing only ARI Rubby De La Rosa (14), NYY Nathan Eovaldi (14) and WSH Max Scherzer (14).
- Allowed 33 home runs in 2015, tied for the highest total in Major League Baseball along with Kyle Kendrick...however, 26 of the 33 homers he allowed were solo shots and the other seven were two-run shots.
- Received 133 runs of support (runs scored while he is in the game) in 202.1 innings pitched, good for a 5.92 run support average, the second-highest mark in the National League behind Michael Wacha's 5.96 RSA...his 131 runs of support were the most in the NL and fifth-most in the Majors.

2014: Made 34 regular season starts for the Kansas City Royals for a second consecutive season, tied for the Major League lead...his 227.0 innings were the fourth-most in the American League.

- Topped 200.0 innings for the eighth consecutive season, joining Mark Buehrle-TOR and Justin Verlander-DET as the only pitchers in baseball to accomplish this feat...leads all pitchers with 1785.2 innings since the start of 2007, just ahead of Felix Hernandez-SEA (1785.1) and Verlander (1780.2).
- Led the AL with 10 road wins, going 10-2 with a 2.97 ERA...since the start of 2013, is 20-5 on the road, tied for the second-highest win total in Major League Baseball in that time (Adam Wainwright, 21).
- Recorded a 2.45 ERA over his final 16 starts, holding batters to a .231 average, posting a 6-4 record.
- Finished sixth in the AL with 1.74 walks per 9.0 innings, his lowest rate since 2008 and nearly a walk lower than 2013 (2.68).
- Had a career-long streak of 18.1 consecutive innings without allowing a run from the fifth inning on 8/30 vs. CLE through 9/10 at DET.
- Posted his ninth career shutout on 8/9 vs. SF...among active pitchers, his shutout total ranks tied for sixth-most.
- Made his sixth Opening Day start on 3/31 at DET...became the 12th pitcher in Royals franchise history to make multiple Opening Day starts.
- Made five postseason starts for the Royals, going 1-2 with a 6.12 ERA with seven walks and 20 strikeouts...his 20 strikeouts were tied with teammate Wade Davis for the most by a Royals pitcher in a single postseason...earned his lone win in Game 3 of the ALDS vs. LAA, pitching 6.0 innings and allowed two runs on six hits in KC's 8-3 win.

QUICK HIT

- Leads all Major League pitchers with 1,988.0 innings pitched since 2007.
- Since 2011, leads Major League Baseball in innings pitched (1135.0) and ranks second in complete games (17), tied for second in complete game shutouts (7) and ranks third in quality starts (115).
- Is the only pitcher in Major League Baseball to throw 200.0-or-more innings in each of the last nine seasons since his first full Major League season in 2007.
- First MLB Win: June 5, 2006 vs. LAA



2013: Led the American League in innings pitched (228.2 IP) and quality starts (27) and was tied for the league-lead in games started (34) in his first season with Kansas City.

- Ranked seventh in the AL in strikeouts (196) and eighth in ERA (3.15)...his strikeout total was the most by a KC pitcher since Zack Greinke fanned 242 in his Cy Young season of 2009.
- His 27 quality starts were tied for third-most in a season by a Royal, and the most since Kevin Appier had 29 in 1993.
- Posted a 9-3 mark with a 3.06 ERA and 80 strikeouts in 94.0 innings after the All-Star break...his nine wins after the break were the most in the AL and were tied with Joe Kelly-STL and Kris Medlen-ATL for most in the Majors.
- Recorded the AL's top road ERA (2.07), going 10-3 and held opponents to a .224 average away from home.
- Won his final seven road starts (7/26-9/27) and nine-straight decisions starting on 6/28 at MIN...did not lose a decision on the road after a 3-1 setback in HOU on 5/22.
- Made his fifth Opening Day start on 4/1 at CWS...he previously started on Opening Day in 2008-10 and 2012 with TB.
- Named Royals' Pitcher of the Month for both August and September, going 4-1 in each...allowed one run or fewer in six of his final nine starts...went 6-1 with a 2.66 ERA (18 ER in 61.0 IP) after 8/11.
- Tossed two complete games (both losses), vs. TOR on 4/13 and at OAK on 5/17.

2012: Posted his sixth consecutive season of 200.0-or-more innings pitched, ranking sixth in the AL with 227.2 IP.

- Made his fourth Opening Day start (2008-10, 2012), extending his own Rays club record.
- Ranked third in the AL in innings pitched, fourth in strikeouts (223) and 12th in ERA (3.52).
- His 223 SO fell two shy of his career-high 225 in 2011...became the first Rays pitcher to record 200 SO in consecutive seasons...joined later by David Price, making them the seventh set of teammates to do it in consecutive years.
- Had six double-digit strikeout games, tied with NYY CC Sabathia for third most in the Majors after TEX Yu Darvish (8) and NYM R.A. Dickey (7).
- Through his first six starts (through 5/2), went 5-0 with a 3.05 ERA...next 15 starts (5/8-7/26): 3-7 with a 5.16 ERA...final 12 starts (beginning 7/31): 7-3 with a 1.99 ERA (20 ER, 90.1 IP).
- Worked 6.0 IP-or-more in 29 of his 33 starts, tied with PHI Cliff Lee for third most in the majors behind DET Justin Verlander (31) and NYM R.A. Dickey (31).
- In his three complete games (7/31 at OAK, 9/9 vs. TEX, 10/2 vs. BAL) he totaled 27 IP, 7 H, 1 R/ER, 0 BB and 34 SO.
- Twice in 2012 (7/31 at OAK and 10/2 vs. BAL) he threw a complete game with three hits-or-fewer, 10 SO-or-more and 0 BB...prior to that, it had never happened in Rays history.
- Threw six shutouts from 2011-12, tied with PHI Cliff Lee for most in that majors in that time...also had 14 CG, four more than any other ML pitcher in that span.
- His 46 strikeouts set a club record for the month of May, topping his own record of 42 in May 2011.
- In his final start of the season, 10/2 vs. BAL, set a club record with 15 SO in a complete game two-hitter, with no walks...however, lost the game 1-0, becoming the first pitcher in the live ball era (since 1918) to take the loss while striking out 15-plus with 0 BB and two hits-or-fewer.

2011: Named to his first All-Star Team and established Tampa Bay club records in innings pitched (249.1), complete games (11) and shutouts (four).

- Received his first All-Star selection, but was ineligible to pitch because he started the Sunday prior...was voted in by the players' ballot...arrived at the break with seven CG and three SHO, already surpassing club records for a full year...his 2.33 ERA, 142.1 IP and 137 SO at the break were all first-half club records.
- Finished third balloting for the AL Cy Young Award...totaled 66 points in the 7-4-3-2-1 scoring system.
- Was one of three starting pitchers to receive votes in the voting for AL MVP along with winner DET Justin Verlander and NYY CC Sabathia.
- Named the Rays team MVP by the Tampa Bay Chapter of the BBWAA, only the third pitcher to win the award joining Roberto Hernandez (1999) and Tanyon Sturtze (2001).
- His 11 complete games were the most by any Major League pitcher since ARI Randy Johnson (12) in 1999...they were the most by an AL pitcher since BAL Scott Erickson (11) in 1998.
- Had more complete games than 26 Major League teams...threw two more than 2011 Cy Young Award winners Justin Verlander-DET (4) and Clayton Kershaw-LAD (5) had combined.
- Tied TEX Derek Holland for the AL lead with four shutouts...was the first AL pitcher with 11 CG and four SHO in a season since BOS Roger Clemens in 1992.
- His 249.1 innings ranked second in the majors behind Verlander (251) and exceeded the Rays previous club mark by 25.1 innings (Tanyon Sturtze in 2002).
- Cut his ERA from 5.18 in 2010 to 2.82...according to STATS, was the third-largest drop in the Majors in the divisional era (since 1969)...also trimmed his opp avg. by 77 points, from .294 to .217.
- His 225 SO were fifth in the majors, and second among righthanders behind Verlander's 250...became the Rays all-time strikeout leader on 5/22 at FLA when he struck out Gaby Sanchez for the last out of the game in a 4-0 win.
- Led the majors with 13 pickoffs, the first righthanded pitcher to lead the majors since TEX Charlie Hough in 1988...according to STATS, tied CWS Jack McDowell (13 in 1993) for the second-most pickoffs by a RHP since the stat was first recorded in 1974, behind Hough's 16 in 1988.
- Twice named AL Player of the Week for weeks ending 4/24 and 6/19...in each week, tossed two complete-game wins allowing four hits-or-less.
- Recorded three consecutive complete-game wins 6/14-24, a club record and equalling the longest such streak in the majors in the last 8 seasons (2004-11).
- Started and lost Game 2 of the ALDS at Texas, 8-6.

2010: Became Tampa Bay's franchise's all-time leader in wins, starts, innings pitched and quality starts.

- Lost a career-high 15 games, tied for second-most in the AL with LAA Scott Kazmir and NYY A.J. Burnett, one behind leader BAL Kevin Millwood.
- The Rays were shut out 10 times in 2010, including once in the postseason...he was the loser in five of those games, including ALDS Game 2 vs. TEX.
- Allowed 34 HR, most in the AL and 2nd most in the majors after ARI Rodrigo Lopez (37)...allowed a major-league-high 328 extra-base hits...led the majors by allowing 127 runs, 117 ER and 246 hits (tied with CWS Mark Buehrle).
- On 8/7 at TOR he allowed six HR, tying a modern day major league record, in a 17-11 loss...was the eighth to do it, only the third in the last 70 years, and first since TEX R.A. Dickey on 5/6/06 vs. DET.
- Made his first career relief app on 6/19 at FLA, pitching a scoreless 10th to record the victory in the 9-8 win...was his first relief app as a pro since 2005 with Double-A Montgomery.
- Started Game 2 of the ALDS vs. Texas and pitched 4.1 innings and lost, 6-0, to C.J. Wilson...threw only 68 pitches.

2009: Finished the season ranked sixth in the American League with 219.2 innings pitched.

- Had seven starts in which he allowed one earned run-or-fewer but only won two of those games...posted a 2-3 record with two no-decisions in those games.
- Included was a start 8/2 vs. KC in which he tossed 7.0 no-hit innings to start the game...was eventually tagged with the loss after allowing a pair of runs in the eighth inning, when he allowed a pair of hits (one infield) and the defense committed two errors behind him.

2008: Posted a 14-8 record with a 3.56 ERA (85 ER, 215.0 IP) in 33 starts for the AL Champion Tampa Bay Rays.

- Had seven starts in which he allowed one earned run-or-fewer but only won two of those games...posted a 2-3 record with two no-decisions in those games.
- Worked 215.0 innings, which ranked sixth in the AL and matched his 2007...became the first pitcher in Rays history with a pair of 200.0 IP seasons.
- Had back-to-back CG shutouts at home on 4/27 vs. BOS (3-0) and 5/9 vs. LAA (2-0)...became the sixth pitcher since 1998 to throw two SHO allowing two hits or less in one season.
- Was suspended six games for his actions in a bench-clearing brawl 6/5 at BOS...brawl started when Coco Crisp charged the mound after being hit by a Shields pitch...after that day the Rays went 14-6 in his starts (Shields was 10-4).
- Made four starts for the Rays in the postseason and led the rotation with a 2.88 ERA (8 ER, 25.0 IP)...earned Game 1 assignments for the ALDS vs. Chicago and ALCS vs. Boston...all four starts came at Tropicana Field.
- Started the first postseason game in Rays history, defeating CWS Javier Vazquez in Game 1 of the ALDS.
- Beat PHI Brett Myers in Game 2 of the World Series, notching the Rays only win in the Fall Classic...tossed 5.2 shutout innings
- Lost both of his ALCS starts, Game 1 to Daisuke Matsuzaka and Game 6 to Josh Beckett...in Game 1, left trailing 1-0 with one out in the eighth inning...Matsuzaka did not allow a hit until the seventh inning.

2007: Finished 10th in the AL in 2007 with a team-high 215.0 IP...was second in the AL when he was shelved for his final two starts for precautionary rest

- Had the majors' second-best strikeout-to-walk ratio (184 SO, 36 BB) ratio behind CC Sabathia (209 SO, 37 BB)...it remains the best mark in club history and the fifth-best in the modern era (since 1900) by a pitcher age 25 or younger.
- His 1.5 BB/9 IP ranked third-best in the AL...walked one batter or fewer in 22 of his 31 starts...had a stretch of 114 batters without a walk, 6/20-7/12.
- Went 6-0 with a 3.05 ERA (33 ER, 97.2 IP) in his first 13 starts (through 6/9)...exited all 13 either leading or tied...overall left 21 of his 31 starts with the Rays ahead or tied.
- Worked 6.0-or-more innings 28 times in 31 starts.

2006: Was recalled from Triple-A Durham on 5/27 and made his first Major League stint with the Rays.

- Made his Major League debut 5/31 at BAL drawing a no-decision... from that point forward he pitched 34.0 more innings than any other Ray and more innings than any other AL rookie.
- Won his next four starts (over LAA, KC, PHI, ARI) becoming the first Ray to begin his major league career 4-0.
- Earned his first ML win on 6/5 vs. LAA when he combined with Shawn Camp and Tyler Walker on a 4-0 win over Jeff Weaver.
- Overall was fourth among AL rookies with 104 SO and third with 124.2 IP...led Rays starters and was fourth among ML rookie starters with 2.74 BB/9 IP.
- Tied the Rays club record for most hits in a season by a pitcher as he went 3-for-8... singled in his first ML plate appearance, June 6/16 at PHI off Cole Hamels.

2005: Named the Rays Minor League Pitcher of the Year at Double-A Montgomery.

- Combined at Montgomery and Triple-A Durham to go 8-5 with a 2.97 ERA...won six of his last seven decisions with the Biscuits, earning a promotion to Durham for his final start of the year.

2004: Threw the first pitch in Montgomery Biscuits history as the team's Opening Day starter in 2004...led the team in wins (10), innings pitched (143.2) and strikeouts (119, second in the organization).

2003: Spent the entire season with Single-A Bakersfield where he posted a 10-10 record with a 4.45 ERA in 26 games, 24 starts.

2002: Missed the entire season after undergoing surgery on his right shoulder.

2001: Began his professional career with Short-A Hudson Valley and was promoted to Single-A Charleston on 7/15 after five starts.

- Combined to pitch to a 2.55 ERA, which ranked second in the Rays system...pitched a CG SHO in his debut with Charleston.

PERSONAL

James Anthony Shields...he and his wife, Ryane, live in Rancho Santa Fe, Calif. with their two daughters, Ashton and Camden...attended Hart High School in Santa Clarita, Calif....named the Los Angeles Times Valley Player of the Year in 1999, his junior season after leading Hart High to the Division II championship...was 11-0 with a 2.35 ERA, striking out 123 batters in 71.1 IP...also batted .478 with a then school-record 11 HR and 45 RBI...was offered a full scholarship to Louisiana State University, but turned it down to sign with the Rays...is cousins with former Major League outfielder Aaron Rowand...he and his wife, Ryane, are actively involved in providing support and assistance to foster children...for his efforts with foster kids, Shields was the Rays recipient of the Roberto Clemente Award in 2009, 2010 and 2011...in February, 2012, Shields received the Champion for Youth Award from the Clearwater (Fla.) for Youth organization...was originally signed by Rays scout Fred Repke.



PLAYERS

JAMES SHIELDS' CAREER PITCHING RECORD

YR	CLUB	W-L	ERA	G	GS	CG	SHO	SV	IP	H	R	ER	HR	HB	BB	SO	WP	BK	AVG
2001	Hudson Valley (R)	2-1	2.30	5	5	0	0	0	27.1	27	8	7	1	1	5	25	1	1	.236
	Charleston (A)	4-5	2.65	10	10	2	1	0	71.1	63	24	21	7	2	10	60	2	1	.255
2002									Did Not Pitch - Injury										
2003	Bakersfield (A)	10-10	4.45	26	24	0	0	1	143.2	161	85	71	19	12	38	119	6	4	.279
2004	Bakersfield (A)	8-5	4.23	20	20	1	1	0	117.0	119	61	55	13	9	33	92	6	0	.273
	Montgomery (AA)	0-3	7.85	4	4	0	0	0	18.1	24	16	16	4	0	8	14	0	0	.329
2005	Montgomery (AA)	7-5	2.80	17	16	0	0	0	109.1	95	36	34	6	6	31	104	7	0	.244
	Durham (AAA)	1-0	6.00	1	1	0	0	0	6.0	9	4	4	0	0	3	6	1	0	.346
2006	Durham (AAA)	3-2	2.64	10	10	0	0	0	61.1	60	24	18	3	2	6	64	4	1	.262
	TAMPA BAY	6-8	4.84	21	21	1	0	0	124.2	141	69	67	18	5	38	104	9	0	.288
2007	TAMPA BAY	12-8	3.85	31	31	1	0	0	215.0	202	98	92	28	10	36	184	9	0	.247
2008	TAMPA BAY	14-8	3.56	33	33	3	2	0	215.0	208	94	85	24	12	40	160	6	0	.254
2009	TAMPA BAY	11-12	4.14	33	33	0	0	0	219.2	239	113	101	29	1	52	167	3	1	.275
2010	TAMPA BAY	13-15	5.18	34	33	0	0	0	203.1	246*	128	117*	34*	5	51	187	13	2	.294
2011	TAMPA BAY	16-12	2.82	33	33	11*	4+	0	249.1	195	83	78	26	5	65	225	4	0	.217
2012	TAMPA BAY	15-10	3.52	33	33	3	2	0	227.2	208	103	89	25	11	58	223	7	1	.239
2013	KANSAS CITY	13-9	3.15	34	34+	2	0	0	228.2*	215	82	80	20	8	68	196	11	2	.251
2014	KANSAS CITY	14-8	3.21	34	34+	1	1	0	227.0	224	95	81	23	11	44	180	12	2	.256
2015	SAN DIEGO	13-7	3.91	33	33	0	0	0	202.1	189	93	88	33	9	81	216	7	1	.248
Major League Totals		127-97	3.74	319	318	22	9	0	2112.2	2067	958	878	260	77	533	1842	81	9	.255
Minor League Totals		35-31	3.57	93	90	3	2	1	554.1	558	258	226	53	32	134	484	27	7	.265

*Led league +Tied for league lead @Rehab assignment

WILD CARD GAME RECORD

YR	CLUB	W-L	ERA	G	GS	CG	SHO	SV	IP	H	R	ER	HR	HB	BB	SO	WP	BK
2014	KC vs. OAK	0-0	7.20	1	1	0	0	0	5.0	5	4	4	1	0	2	6	0	0

DIVISION SERIES RECORD

YR	CLUB	W-L	ERA	G	GS	CG	SHO	SV	IP	H	R	ER	HR	HB	BB	SO	WP	BK
2008	TB vs. CWS	1-0	4.26	1	1	0	0	0	6.1	6	3	3	1	1	1	4	0	0
2010	TB vs. TEX	0-1	8.31	1	1	0	0	0	4.1	4	4	4	1	2	0	2	0	0
2011	TB vs. TEX	0-1	12.60	1	1	0	0	0	5.0	8	7	7	0	2	0	6	2	0
2014	KC vs. LAA	1-0	3.00	1	1	0	0	0	6.0	6	2	2	2	1	2	6	1	0
Division Series Totals		2-2	6.65	4	4	0	0	0	21.2	24	16	16	4	6	3	18	3	0

CHAMPIONSHIP SERIES RECORD

YR	CLUB	W-L	ERA	G	GS	CG	SHO	SV	IP	H	R	ER	HR	HB	BB	SO	WP	BK
2008	TB vs. BOS	0-2	3.46	2	2	0	0	0	13.0	15	6	5	2	0	5	9	0	0
2014	KC vs. BAL	0-0	7.20	1	1	0	0	0	5.0	10	4	4	0	0	1	3	0	0
Championship Series Record		0-2	4.50	3	3	0	0	0	18.0	25	10	9	2	0	6	12	0	0

WORLD SERIES RECORD

YR	CLUB	W-L	ERA	G	GS	CG	SHO	SV	IP	H	R	ER	HR	HB	BB	SO	WP	BK
2008	TB vs. PHI	1-0	0.00	1	1	0	0	0	5.2	7	0	0	0	0	2	4	1	0
2014	KC vs. SF	0-2	7.00	2	2	0	0	0	9.0	15	7	7	1	0	2	5	2	0
World Series Total		1-2	4.30	3	3	0	0	0	14.2	22	7	7	1	0	4	9	3	0

ALL-STAR RECORD

YR	CLUB	W-L	ERA	G	GS	CG	SHO	SV	IP	H	R	ER	HR	HB	BB	SO	WP	BK	AVG
2011	AL vs. NL (at ARI)								Did not play										

2015 AND CAREER BATTING RECORD

YR	CLUB	AVG	G	AB	R	H	2B	3B	HR	RBI	SH	SF	HP	BB	SO	SB	CS	OBP	SLG
2015	SAN DIEGO	.132	36	68	7	9	2	0	0	2	5	0	0	1	28	0	0	.145	.162
Major League Totals		.165	323	115	14	19	3	0	0	6	6	0	0	3	41	0	0	.186	.191

CAREER FIELDING

POSITION	PCT.	G	PO	A	E	TC	DP
Pitcher	.940	319	171	234	26	431	20

SINGLE-GAME HIGHS

INNINGS PITCHED.....9.0 IP, 18 times, last August 9, 2014 vs. San Francisco
 LOW-HIT COMPLETE GAME.....1, May 9, 2008 vs. Los Angeles (AL)
 STRIKEOUTS.....15, October 2, 2012 vs. Baltimore
 MOST HITS ALLOWED.....14, twice, last September 6, 2014 vs. Detroit
 MOST RUNS ALLOWED.....10, four times, last September 6, 2013 vs. Detroit
 MOST WALKS ALLOWED.....6, September 4, 2015 vs. Los Angeles (NL)
 MOST HOME RUNS ALLOWED.....6, August 7, 2010 at Toronto
 CAREER WINNING STREAK.....Seven games, April 11 - June 3, 2015
 CAREER 10-STRIKEOUT GAMES (25).....last, May 19, 2015 vs. Chicago (NL)
 CAREER HOME RUNS HIT.....None

CAREER TRANSACTIONS

2000.....Signed as a 16th-round selection by the Tampa Bay Rays in the First-Year Player Draft.
 2012.....Acquired by the Kansas City Royals with RHP Wade Davis in exchange for INF Patrick Leonard, LHP Mike Montgomery, OF Wil Myers, RHP Jake Odorizzi and a player to be named later (Elliott Johnson), December 9.
 2015.....Signed by the San Diego Padres as a free agent, February 10.

@B_Smith19

52

SMITH



BLAKE SMITH

RIGHT-HANDED PITCHER

BATS/THROWS: L/R

OPENING DAY AGE: 28

BORN: December 9, 1987 in Modesto, CA

RESIDENCE: Modesto, CA

ACQUIRED: Selected from CWS in second round of Major League phase of 2015 Rule 5 Draft

CONTRACT STATUS: Signed through 2016

HEIGHT/WEIGHT: 6-2/220

SERVICE TIME: 0.000

CAREER

2015: Combined to go 2-5 with a 2.89 ERA (17 ER, 53.0 IP) and 64 strikeouts against 27 walks with a .226 opponents batting average and three saves in six opportunities over 44 relief appearances between Double-A Tulsa, Double-A Birmingham and Triple-A Charlotte.

- Began the season with Tulsa in the Dodgers organization, posting a 1.62 ERA (3 ER, 16.2 IP) and 16 strikeouts against nine walks over 16 relief appearances before being acquired by the Chicago White Sox on 5/23 in exchange for LHP Eric Surkamp.
- Finished the season with 28 total relief appearances, including 24 with Triple-A Charlotte and four with Double-A Birmingham.

2014: Split the season between Single-A Rancho Cucamonga and Double-A Chattanooga, going a combined 2-7 with a 3.82 ERA (26 ER, 61.1 IP) and 61 strikeouts against 29 walks over 48 relief appearances to go along with 11 saves in 17 opportunities.

- Appeared in 22 games for Ranch Cucamonga, posting a 3.54 ERA (11 ER, 28.0 IP), leading the Quakes in saves (nine).
- Promoted to Chattanooga on 6/7 and made 26 relief appearances there.
- Played in two postseason games for Chattanooga.
- After the season, pitched in nine games for Glendale in the Arizona Fall League, posting a 9.00 ERA (11 ER, 11.0 IP).

2013: Converted a to a pitcher during the season, working in 21 games in relief and posting a 7.78 ERA (17 ER, 19.2 IP) after hitting .233 (56-for-240) in 74 games.

- Following the season, pitched in 12 games for the Adelaide Bite in the Australian Baseball League, going 1-0 with a save and a 2.00 ERA (4 ER, 18.0 IP) in 12 relief appearances.

2012: Played in 133 games for Double-A Chattanooga, hitting .267 (123-for-461) with 29 doubles, four triples, 13 home runs, 65 RBI and 69 runs scored.

- Named a Southern League Mid-Season All-Star for Chattanooga.

2011: Combined to hit a career-high .304 with 20 home runs and 73 RBI in 80 games between Single-A Rancho Cucamonga and the Arizona Summer League Dodgers.

- Hit .333 (51-for-153) with runners on base and hit .324 (35-for-108) with runners in scoring position with the Quakes.
- Hit .300 (63-for-210) against right-handed pitching with Rancho Cucamonga.
- Played in four postseason games for Rancho Cucamonga, hitting .154 (2-for-13) with a home run.
- Following the season played in the Panama Winter League where he was named regular season MVP

2010: Named to the Midwest League Post-Season All-Star Team after ranking fourth in the league with 19 home runs in 115 games for Single-A Great Lakes.

- Ranked among the Loons' leaders in runs (77, 2nd), doubles (28, 3rd), RBI (76, 2nd), walks (49, T-2nd), on-base percentage (.363, 2nd) and slugging percentage (.488, 4th).
- Hit .307 (62-for-202) with runners on base and hit .310 (39-for-126) with runners in scoring position...
- Hit .327 (34-for-104) and led the league with eight home runs and 28 RBI in 28 July games.
- Hit .303 (27-for-89) against left-handed pitchers.
- Played in six postseason games for Great Lakes, hitting .182 (4-for-22) with two RBI.

2009: Made his professional debut with 36 games between the Dodgers Arizona Summer League affiliate and Rookie-Level Ogden, hitting a combined .214 (27-for-126) with nine extra-base hits.

- Played in one postseason game for Ogden in the Pioneer League playoffs, going 1-for-2.

QUICK HIT

- Was college roommates with RHP Tyson Ross at the University of California, Berkeley...selected in the second round of the 2009 First-Year Player Draft a year after Ross was selected in the second round of the 2008 First-Year Player Draft.



PERSONAL

Blake M. Smith...engaged to Mekila...graduated from Thomas Downey (CA) High School...played three seasons at the University of California, Berkeley, from 2007-09...earned 2009 First-Team All-Pacific 10 Conference honors after hitting .319 with 14 doubles, 10 home runs and 38 RBI in 53 games...entered the 2009 season as a Pre-Season Second-Team All-American and as a Baseball America Pre-Season Second-Team All-American...also entered the year on USA Baseball's Pre-Season Golden Spikes Award Watch list...earned 2007 Honorable Mention All-Pac 10 accolades as a freshman after hitting .320 with six home runs and 30 RBI in 51 games...in three seasons overall, he hit .312 with 38 home runs and 111 RBI in 158 games...also went 4-1 with three saves and a 4.63 ERA in 41 games, three starts, on the mound...was part of the Team USA squad that won the Gold Medal at the IV FISU World Collegiate Baseball Championship in the Czech Republic in 2008...originally signed by Los Angeles Dodgers' scout Fred Costello.

BLAKE SMITH'S CAREER PITCHING RECORD

YR	CLUB	W-L	ERA	G	GS	CG	SHO	SV	IP	H	R	ER	HR	HB	BB	SO	WP	BK	AVG
2013	Rancho Cucamonga (A)	1-1	7.78	21	0	0	0	0	19.2	20	20	17	2	4	19	12	4	1	.253
2014	Rancho Cucamonga (A)	1-3	3.54	22	0	0	0	9	28.0	23	13	11	2	2	13	28	3	0	.221
	Chattanooga (AA)	1-4	4.05	26	0	0	0	2	33.1	35	19	15	2	3	16	33	5	0	.263
2015	Tulsa (AA)	0-3	1.62	16	0	0	0	3	16.2	8	4	3	1	2	9	16	3	0	.151
	Birmingham (AA)	1-0	4.26	4	0	0	0	0	6.1	8	4	3	1	0	3	6	0	0	.296
	Charlotte (AAA)	1-2	3.30	24	0	0	0	0	30.0	29	11	11	1	0	15	42	5	0	.244
Minor League Totals		5-13	4.03	113	0	0	0	14	134.0	123	71	60	9	11	75	137	20	1	.239

*Led league +Tied for league lead @Rehab assignment

BLAKE SMITH'S CAREER HITTING RECORD

YR	CLUB	AVG	G	AB	R	H	2B	3B	HR	RBI	SH	SF	HP	BB	SO	SB	CS	OBP	SLG	E
2009	AZL Dodgers (R)	.227	6	22	3	5	1	0	0	2	0	0	2	2	9	0	0	.346	.273	0
	Ogden (R)	.212	30	104	14	22	7	0	1	12	1	0	2	13	38	0	0	.311	.308	2
2010	Great Lakes (A)	.281	115	430	77	121	28	2	19	76	3	3	8	49	135	2	3	.363	.488	5
2011	Rancho Cucamonga (A)	.294	74	293	59	86	24	0	16	63	0	4	0	32	83	3	2	.359	.539	5
	AZL Dodgers (R)@	.450	6	20	7	9	2	0	4	10	0	0	0	3	1	0	0	.522	1.150	0
2012	Chattanooga (AA)	.267	133	461	69	123	29	4	13	65	0	2	3	64	134	14	6	.358	.432	6
2013	Chattanooga (AA)	.233	74	240	30	56	14	1	6	28	0	2	1	27	62	3	1	.311	.375	2
2014	Chattanooga (AA)	.000	17	2	0	0	0	0	0	0	0	0	0	1	2	0	0	.333	.000	1
2015	Tulsa (AA)	.500	8	2	0	1	0	0	0	0	0	0	0	0	1	0	0	.500	.500	0
Minor League Totals		.269	463	1574	259	423	105	7	59	256	4	11	16	191	465	22	12	.352	.457	21

*Led league +Tied for league lead @Rehab assignment

CAREER TRANSACTIONS

2009.....Signed by the Los Angeles Dodgers as a second-round selection in the First-Year Player Draft.

2015.....Acquired by the Chicago White Sox from the Dodgers in exchange for LHP Eric Surkamp, May 22.

2015.....Selected by the San Diego Padres from the White Sox in the second round of the Major League phase of the Rule 5 Draft.



YANGERVIS SOLARTE

INFIELDER

BATS/THROWS: S/R

OPENING DAY AGE: 28

BORN: July 7, 1987 in Valencia, Venezuela

RESIDENCE: Valencia, Venezuela

ACQUIRED: From NYY with RHP Rafael De Paula in exchange for INF Chase

Headley and cash considerations: July 22, 2014

CONTRACT STATUS: Signed through 2016

HEIGHT/WEIGHT: 5-11/205

SERVICE TIME: 2.000

CAREER

2015: Played in a career-high 152 games and set career-highs in nearly every offensive category, including hits (142), runs (63), doubles (33), triples (4), home runs (14), RBI (63) and batting average (.270).

- Finished second on the club with 142 hits behind Matt Kemp's 158 hits...finished third on the team overall with 63 RBI, behind Matt Kemp (100 RBI) and Justin Upton (81 RBI).
- Made a career-high 125 starts after starting 124 games the previous season...started 85 games at third base, 25 at first base, 14 at second base and one as the designated hitter.
- In the second half, he started 64 of the Padres 72 games at third base.
- Over his first 30 games from 4/7-5/9 he hit .297 (27-91) with two home runs and 18 RBI before hitting .189 (23-122) with no home runs and eight RBI over his next 37 games from 5/10-6/24...from 6/25 through the end of the regular season he hit .294/.341/.498 (92-313) with 12 home runs, 37 RBI and 47 runs scored over his final 85 games.
- Overall in the second half he hit .292/.336/.470 (77-288) in 70 games after hitting .248/.304/.385 (65-262) over 82 games in the first half.
- The switch-hitter hit .278 (113-406) from the left side against right-handed pitching and .242 (29-120) from the right side against left-handers.
- Overall on the year he hit .305 (36-118) with runners in scoring position, including .328 (19-58) with RISP and two outs...with the bases loaded he was 4-for-8 (.500).
- In 75 games at home in 2015 he hit .300 (77-257) while hitting .242 (65-269) in 77 games on the road.
- Had a career-best 11-game hitting streak twice in 2015, once from 7/25-8/5 (.413, 19-46) and another from 8/30-9/10 (.404, 19-47).
- Homed in a career-high three consecutive games from 8/18-21, the first Padre to homer in three-straight games since Chase Headley did so in 2013 (9/13-15/13).
- Collected an extra-base hit in a career-best five-straight games from 6/30-7/4, the longest such stretch for the Padres in 2015.
- Had the first multi home run game of his career with two home runs on 8/3 at MIL.
- Collected a career-high tying four hits twice in 2015, first on 7/29 at NYM and a second time on 9/3 vs. LAD (only other four hit game came on 7/30/14 vs. STL).
- On 6/25 at SF entered the game as a pinch-hitter in the eighth and collected both a double and a single in the inning, becoming just the second Padres player since 1974 to have two hits in an inning after entering the game as a pinch-hitter with the only other by Oscar Azocar who had two hits in the eighth after entering in the pinch on 10/2/91 vs. LAD.

QUICK HIT

- First MLB Hit:** April 3, 2014 at HOU, single off Brett Oberholtzer
- First MLB Home Run:** April 17, 2014 at TB, two-run HR off Grant Balfour

2014: Acquired by the Padres on 7/22 and hit .267 (58-for-217) with five doubles, one triple, four homers and 17 RBI in 56 games.

- After joining the club on 7/23, led the team in plate appearances (246) and at-bats (217), ranked second on the club in batting average and was fourth in walks (23).
- Among qualified Major League rookies, his .260 batting average and .336 OBP ranked second while his .369 slugging percentage ranked third.
- Played four different positions for the Padres: 45 at third base (41 starts), 10 at second base (eight starts), seven in left field (four starts) and three at shortstop (one start).
- In 535 total plate appearances, drew 53 walks and struck out 58 times...since 1990, was one of eight Major League rookies to walk 50+ times and strike out 60-or-fewer times in 500+ PA.
- Recorded an RBI in each of his first five games with the Padres from 7/23 - 27, becoming the first player in franchise history to record an RBI in each of his first five games with the club, surpassing the four-game streaks by Carlos Quentin (5/28 - 6/1/12) and Gene Tenace (4/6-10/77).
- Recorded an RBI in seven of his first eight games, becoming the first player in franchise history to accomplish that feat...since the 1920 season, Solarte was the 12th Major League player to tally an RBI in seven-or-more of his first eight games with a new team and the first NL player to do so since Bobby Murcer of the Cubs from 4/7-17/77.
- After joining the Padres on 7/23, hit .356/.385/.575 (26-for-73) against left-handed pitching...his batting average against southpaws in that time ranked fourth in the Majors and third in the National League, while his on-base percentage ranked third in the Majors and first in the National League...his slugging percentage was the best in MLB.
- Made the Opening Day roster for the New York Yankees, the first of his career...in 75 games with New York prior to being dealt to San Diego, was hitting .254/.337/.381 (64-for-252) with 14 doubles, six homers and 31 RBI.

2013: Spent the entire season with Triple-A Round Rock in the Texas Rangers organization, batting .276 (145-for-526) and setting career highs in HR (12) and RBI (75).

- Led the team in games (133), hits and RBI and was tied for the team lead with 31 doubles.
- Hit .381 in May and .322 in June, but only .219 after the All-Star break (32-for-146).
- Batted .321 vs. LHP (52-for-162, three HR) and .255 vs. RHP (93-for-364, nine HR).
- Recorded 42 multi-hit games, the third consecutive season in which he had multiple hits in at least 40 games.
- Following the season, hit .303 (40-for-132) in 38 games for Aragua of the Venezuelan Winter League.

2012: Spent his entire first season in the Rangers organization with Triple-A Round Rock and hit .288 (149-for-518) with 28 doubles, 11 home runs, 54 RBI and 69 runs scored in 130 games.

- Finished the season among Express team leaders in games (3rd), at-bats (3rd), hits (2nd), and doubles (T2nd).
- Was the second-hardest player in the Pacific Coast League to strike out, averaging a strikeout every 12.91 PA.
- Produced the league's second-longest hitting streak of the season, hitting safely in 22 consecutive games from 4/19 - 5/11 (.376, 35-for-93, five HR).
- Spent time at second base (91 games), third base (13 games), first base (one) and left field (21 games)...led all PCL second basemen with 93 double plays turned.
- Following the season, hit .301 (53-for-176) in 47 games with Aragua of the VWL.

2011: Spent the season with Double-A New Britain in the Minnesota Twins organization, hitting .329 (151-for-459) with 36 doubles, three triples, seven home runs, 49 RBI and 64 runs scored in 121 games.

- Ranked second in the Eastern League in batting and fourth in hits...also the toughest player to strike out (13.08 PA/K).
- Was named an Eastern League mid- and post-season All-Star as well as an MiLB.com Organization All-Star.
- Produced a 15-game hitting streak from 4/21-5/7 (.417, 25-for-60), earning him EL Player of the Week honors on 5/2.
- Hit .300-or-better in every month...recorded 41 multi-hit games
- Following the season, played in 32 games with Aragua of the VWL and hit .317 (33-for-104).
- Signed by the Texas Rangers as a minor league free agent on 11/30.

2010: Combined with the GCL Twins, Single-A Fort Myers and Double-A New Britain to hit .292 (94-for-322) with five home runs in 84 games.

- In 45 games with Fort Myers, hit .320 (55-for-172) and ranked third on the club in batting average.
- Spent time on the disabled list with a torn meniscus in right knee from 6/24-8/8.
- Following the season, hit .268 (26-for-97) in 30 games with Aragua of the VWL.

2009: Began the season with Single-A Fort Myers but was placed on the DL after right shoulder surgery on 5/4.

- Transferred to GCL Twins on rehab assignment on 8/10...reinstated from DL and transferred to New Britain on 9/1.
- Appeared in 29 games with Aragua of the VWL following the season and hit .302 (29-for-96).

2008: Combined at Single-A Fort Myers and Single-A Beloit to hit .238 (70-for-294) in 83 games.

2007: Played in 52 games for the GCL Twins, batting .303 (53-for-175) and tying for the team lead in RBI (33).

2006: Made his professional debut with the DSL Twins and hit .278 (54-for-194) in 53 games.

PERSONAL

Yangervis Alfredo Solarte...he and his wife, Yuliette, have three daughters, Yanliett, Yuliett and Yulianna...born and resides in Valencia, Carabobo, Venezuela, where he attended Tomas Alba Edison High School...signed as a non-drafted free agent on June 16, 2005 by Jose Leon (Twins).

YANGVERVIS SOLARTE'S CAREER BATTING RECORD

YR	CLUB	AVG	G	AB	R	H	2B	3B	RBI	SH	SF	HP	BB	SO	SB	CS	OBP	SLG	E
2006	DSL Twins (R)	.278	53	194	32	54	9	2	2	29	2	1	3	27	18	2	.373	.376	10
2007	GCL Twins (R)	.303	52	175	25	53	4	3	1	33	10	5	2	11	18	7	.342	.377	3
2008	Beloit (A)	.218	41	147	16	32	4	0	0	17	3	1	2	14	13	7	.293	.245	5
	Fort Myers (A)	.259	42	147	18	38	9	1	3	16	3	0	4	7	25	2	.310	.395	5
2009	Fort Myers (A)	.188	4	16	2	3	1	0	0	1	0	0	0	1	0	0	.188	.250	0
	GCL Twins (R)@	.179	9	28	4	5	0	0	0	4	1	2	1	5	1	0	.306	.179	1
	New Britain (AA)	.143	3	7	0	1	0	0	0	0	0	0	0	1	0	0	.143	.143	0
2010	Fort Myers (A)	.320	45	172	19	55	9	1	2	15	2	0	1	13	13	3	.371	.419	9
	New Britain (AA)	.276	32	127	14	35	9	0	3	19	1	1	0	3	18	1	.290	.417	1
	GCL Twins (R)@	.174	7	23	3	4	0	0	0	0	0	0	0	1	4	0	.208	.174	0
2011	New Britain (AA)	.329	121	459	64	151	36	3	7	49	7	2	5	24	38	5	.436	.466	11
2012	Round Rock (AAA)	.288	130	518	69	149	28	0	11	54	0	6	3	41	44	3	.340	.405	16
2013	Round Rock (AAA)	.276	133	526	66	145	31	0	12	75	2	8	2	39	69	3	.323	.403	12
2014	NEW YORK-AL	.254	75	252	26	64	14	0	6	31	1	3	3	30	34	0	.337	.381	9
	Scranton/WB (AAA)	.600	5	20	3	12	3	1	0	5	0	0	0	1	2	0	.619	.850	0
	SAN DIEGO	.267	56	217	30	58	5	1	4	17	2	3	1	23	24	0	.336	.355	6
2015	SAN DIEGO	.270	152	526	63	142	33	4	14	63	2	3	6	34	56	1	.320	.428	11
Major League Totals		.265	283	995	119	264	52	5	24	111	5	9	10	87	114	1	.328	.400	26
Minor League Totals		.288	677	2559	335	737	143	11	41	317	31	26	23	186	265	33	.339	.401	73

*Led league +Tied for league lead @Rehab assignment

CAREER FIELDING

POSITION	PCT.	G	PO	A	E	TC	DP
Third Base	.956	203	105	285	18	408	30
Second Base	.978	46	58	77	3	138	13
First Base	.980	28	180	16	4	200	21
Shortstop	1.000	8	2	6	0	8	0
Left Field	.857	7	6	0	1	7	0
Career Totals	.966	263	351	384	26	761	64

SINGLE-GAME HIGHS

HITTING STREAK.....	11 games, twice, last August 30 - September 10, 2015
HITS	4, three times, last September 3, 2015 vs. Los Angeles (NL)
DOUBLES	2, seven times, last September 23, 2015 vs. San Francisco
HOME RUNS.....	2, August 3, 2015 at Milwaukee
RBI.....	4, three times, last August 3, 2015 at Milwaukee
RUNS SCORED	3, three times, last September 3, 2015 vs. Los Angeles (NL)
WALKS	2, 12 times, last September 4, 2015 vs. Los Angeles (NL)
STRIKEOUTS.....	3, April 22, 2014 at Boston
CAREER WALK-OFF HITS	None

HOME RUNS

CAREER MULTI-HOME RUN GAMES (1)....	August 3, 2015 at Milwaukee (Wily Peralta and Preston Guilmet)
CAREER GRAND SLAMS	None
CAREER PINCH-HIT	None
CAREER WALK-OFFS	None

CAREER TRANSACTIONS

2005.....	Signed by the Minnesota Twins as an non-drafted free agent, June 16.
2011.....	Signed by the Texas Rangers as a minor league free agent, November 30.
2014.....	Signed by the New York Yankees as a minor league free agent, January 14.
2014.....	Acquired by the San Diego Padres along with RHP Rafael De Paula in exchange for INF Chase Headley and cash considerations, July 22.



CORY SPANGENBERG

15

INFIELDER

BATS/THROWS: L/R
OPENING DAY AGE: 25

HEIGHT/WEIGHT: 6-0/195
SERVICE TIME: 1.028

BORN: March 16, 1991 in Clarks Summit, PA

RESIDENCE: Oldsmar, FL

ACQUIRED: Signed as a first-round (10th overall) selection in the 2011 First-Year Player Draft

CONTRACT STATUS: Signed through 2016

CAREER

2015: In his first full Major League season he played in 108 games, missing time with a stint on the disabled list.

- Made the club's Opening Day roster, his first career Opening Day roster.
- Overall on the year he made 82 starts, including 67 at second base, 14 at third base and one as the designated hitter.
- Of his 82 starts, 46 came over the club's first 77 games from 4/6-6/27 before he landed on the 15-day disabled list on 6/30, retroactive to 6/28, with a left knee contusion.
- Before landing on the DL, had been hitting .290 (27-93) over his previous 30 games from 5/24-6/27.
- Played in nine rehab games between Double-A San Antonio and Triple-A El Paso before being reinstated from the disabled list on 8/14, missing a total of 38 games.
- After being reinstated from the DL he started 36 of the club's final 47 games of the season from 8/14-10/3.
- Over 67 games in the first half of the season he hit .254 (45-177) before hitting .294 (37-126) over 41 games in the second half.
- Against left-handed pitching on the year he hit .273 (15-55) while hitting .270 (67-248) vs. right-handed pitching.

QUICK HIT

- **First MLB Hit:** September 1, 2014 vs. ARI, single off Eury De La Rosa
- **First MLB Home Run:** September 2, 2014 vs. ARI, two-run, pinch-hit walk-off off Brad Ziegler

2014: Split the season between Double-A San Antonio and the Padres, making his Major League debut.

- Made his first Major League stint after having his contract selected from Double-A San Antonio on 9/1...made his Major League debut that day at third base, batting eighth, and going 1-for-4 with two RBI.
- With his two-run single in his Major League debut, became the third player in Padres franchise history to record multiple RBI in his first career game, joining Kevin Higgins on 5/29/93 and Jim Wilhelm on 9/4/78, both of whom had two RBI in their big league debuts.
- Hit a pinch-hit, walk-off home run in his second career game on 9/2 vs. ARI, becoming the first player in Padres franchise history to hit a walk-off home run within his first two career games...only three active Major League players have hit walk-off home runs within their first two career games: Miguel Cabrera-FLA in his first career game on 6/20/03 vs. TB and Drew Stubbs-CIN on 8/20/09 vs. SF in his second career game.
- Was the third rookie since Petco Park opened in 2004 to hit a walk-off home run, joining Josh Barfield on 9/4/06 vs. COL and Paul McNulty on 9/6/06 vs. COL.
- Upon the completion of the 2014 season, each of the last two Major League players to hit a pinch-hit, walk-off home run for their first career home runs have been members of the Padres: Paul McNulty on 9/6/06 and Cory Spangenberg on 9/2.
- Hit a second pinch-hit home run on 9/6 at COL, his second career homer, becoming the first Padres player in team history to have his first two career home runs come as a pinch-hitter and the first to have his first two career pinch hits be home runs (ELIAS & STATS Inc.).
- Hit .290/.313/.452 (18-for-62) with two doubles, a triple, two home runs and nine RBI in 20 games for the Padres over the final month of the season...among National League rookies with at least 50 plate appearances, his batting average ranked ninth, his OBP ranked tied for ninth and his SLG ranked sixth during the month of September.
- Hit .331 (93-for-281) with 17 doubles, eight triples (led the Texas League), two home runs and 22 RBI in 66 games for Double-A San Antonio in 2014... missed 77 games from 4/16 - 7/2 after suffering a concussion sliding into second base.

2013: Opened the year at High-A Lake Elsinore before a promotion to Double-A San Antonio where he helped the Missions to the Texas League title.

- Prior to promotion to San Antonio, was named to the California League mid-season All-Star team.
- Hit .403 (27-for-67) with runners in scoring position at Lake Elsinore.
- Played for Peoria in the Arizona Fall League, batting .308 (20-for-65) with four doubles, a triple, two home runs, seven RBI, 12 runs scored and seven stolen bases in eight attempts.

2012: Spent the entire campaign with High-A Lake Elsinore, hitting .271 and stealing 27 bases.

- Named the No. 1 second base prospect by MLB.com prior to the season.
- Also named the No. 5 prospect in the Padres organization by *Baseball America* entering 2012...also rated as having the best strike-zone discipline in the Padres organization.

- Named a Short-Season All-Star by both *Topps* and *Baseball America* following the season.

Cory Joseph Spangenberg...graduated from Abington Heights High School in Clarks Summit, Pa., where he led the baseball team to the PIAA title in 2009...began his college career at VMI where he earned freshman All-American honors before transferring to Indian River State College in Fort Pierce, Fla...he committed to play at the University of Miami before deciding to sign with the Padres in 2011...originally signed by Padres' scout Willie Bosque.

YR	CLUB	AVG	G	AB	R	H	2B	3B	HR	RBI	SH	SF	HP	BB	SO	SB	CS	OBP	SLG	E
2011	Eugene (A)	.384	25	86	20	33	10	0	1	20	0	2	2	31	15	10	4	.545	.535	4
	Fort Wayne (A)	.286	47	189	35	54	7	1	2	24	3	0	3	14	42	15	4	.345	.365	9
2012	Lake Elsinore (A)	.271	98	384	53	104	12	6	1	40	6	4	6	26	72	27	9	.324	.352	10
2013	Lake Elsinore (A)	.296	54	226	33	67	13	6	4	31	3	0	1	23	51	17	3	.364	.460	7
	San Antonio (AA)	.289	76	287	35	83	10	3	2	20	11	2	2	17	61	19	11	.331	.366	4
2014	San Antonio (AA)	.331	66	281	38	93	17	8*	2	22	8	0	0	15	63	14	9	.365	.470	10
	AZL Padres (R)@	.167	2	6	3	1	0	1	0	2	0	0	0	2	0	0	0	.375	.500	0
	Eugene (A)@	.200	6	25	3	5	0	1	0	2	0	0	0	0	6	2	0	.200	.280	1
	SAN DIEGO	.290	20	62	7	18	2	1	2	9	1	0	0	2	14	4	2	.313	.452	5
2015	SAN DIEGO	.271	108	303	38	82	17	5	4	21	8	3	2	28	75	9	4	.333	.399	4
	El Paso (AAA)@	.250	3	12	3	3	0	0	1	3	0	0	0	3	3	3	0	.400	.500	0
	San Antonio (AA)@	.192	6	26	3	5	0	1	0	1	0	0	0	1	2	1	0	.222	.269	0
Major League Totals		.274	128	365	45	100	19	6	6	30	9	3	2	30	89	13	6	.330	.408	9
Minor League Totals		.294	383	1522	226	448	69	29	13	165	31	8	14	132	315	108	40	.354	.403	45

*Led league +Tied for league lead @Rehab assignment

POSITION	PCT.	G	PO	A	E	TC	DP
Second Base	.982	73	90	178	5	273	39
Third Base	.938	28	6	39	3	48	0
Outfield	.750	8	3	0	1	4	0
Left Field	.750	5	3	0	1	4	0
Right Field	---	2	0	0	0	0	0
Center Field	---	1	0	0	0	0	0
Career Totals	.972	103	99	217	9	325	39

HITTING STREAK.....	5 games, twice, last August 30 - September 3, 2015
HITS.....	3, five times, last September 26, 2015 vs. Arizona
DOUBLES.....	2, twice, last September 26, 2015 vs. Arizona
HOME RUNS.....	2, May 14, 2015 vs. Washington
RBI.....	3, September 14, 2015 at Arizona
RUNS SCORED.....	2, nine times, last September 26, 2015 vs. Arizona
WALKS.....	4, May 8, 2015 at Arizona
STOLEN BASES.....	2, twice, last June 26, 2015 vs. Arizona
STRIKEOUTS.....	3, three times, last June 16, 2015 vs. Oakland
CAREER WALK-OFF HITS.....	1, September 2, 2014 vs. Arizona (home run off Brad Ziegler)

CAREER MULTI-HOME RUN GAMES (1)	May 14, 2015 vs. Washington (Doug Fister and Blake Treinen)
CAREER GRAND SLAMS	None
CAREER PINCH-HIT (2)	September 2, 2014 vs. Arizona (Brad Ziegler)
	September 6, 2014 at Colorado (Tommy Kahnle)
CAREER WALK-OFFS (1)	September 2, 2014 vs. Arizona (Brad Ziegler)

2011.....Signed by the San Diego Padres as a first-round (10th overall) selection in the First-Year Player Draft.



JOSE TORRES

LEFT-HANDED PITCHER

76

BATS/THROWS: L/L

OPENING DAY AGE: 22

BORN: September 24, 1993 in Caracas, Venezuela

RESIDENCE: Caracas, Venezuela

ACQUIRED: From OAK with LHP Drew Pomeranz and PTBNL (OF Jabari Blash) in exchange for INF Yonder Alonso and LHP Marc Rzepczynski: December 2, 2015

CONTRACT STATUS: Signed through 2016

HEIGHT/WEIGHT: 6-2/175

SERVICE TIME: 0.000

CAREER

2015: Pitched in 47 total games between Single-A Beloit and Single-A Stockton, spending the majority of the season with Beloit...combined to go 4-5 with a 2.56 ERA (22 ER, 77.1 IP) and 84 strikeouts against 24 walks and a .203 opponents average.

- Began the year with Beloit and went 4-5 with a 2.69 ERA (22 ER, 73.2 IP) and 80 strikeouts against 23 walks in 44 relief appearances.
- Promoted to Single-A Stockton on 9/1 and pitched in three games for the Ports.
- Also pitched in one postseason game for Stockton, working 2.0 scoreless innings with one hit and two strikeouts.
- Following the season he went 1-1 with a 4.91 ERA (4 ER, 7.1 IP) in 13 relief outings for Leones del Caracas in the Venezuelan Winter League.

2014: Played the entire season with Single-A Vermont, pitching in 14 games with nine starts and posting a 4.38 ERA (30 ER, 61.2 IP) with 47 strikeouts against 22 walks.

- In his nine starts went 0-6 with a 5.62 ERA (26 ER, 41.2 IP) while posting a 1.80 ERA (4 ER, 20.0 IP) in five relief outings.
- Following the season he posted a 1.56 ERA (3 ER, 17.1 IP) in 23 relief outings for Leones del Caracas in the Venezuelan Winter League.

2013: Spent the entire year with Single-A Vermont, pitching in nine games, five starts, missing time with a stint on the disabled list.

- In his five starts he went 1-2 with a 3.44 ERA (7 ER, 18.1 IP) while going 2-0 with a 1.46 ERA (2 ER, 12.1 IP) and 11 strikeouts against three walks in four relief appearances.
- Had a stint on the seven-day disabled list from 8/1-9/2.

2012: Combined to go 3-1 with a 3.71 ERA (25 ER, 60.2 IP) and 48 strikeouts against 32 walks in 15 games, 14 starts, between the A's Dominican Summer League affiliate and Arizona Summer League affiliate.

- Spent most of the season with the Arizona Summer League A's, going 3-1 with a 4.33 ERA (25 ER, 52.0 IP) in 12 starts for the Rookie-Level club.

2011: Made his professional debut with the A's Dominican Summer League affiliate, pitching in 14 games with 11 starts.

- In his 11 starts went 0-5 with a 4.74 ERA (20 ER, 38.0 IP) while going 1-0 with a 1.54 ERA (2 ER, 11.2 IP) in his three relief appearances.

PERSONAL

Jose Marcos Torres...married to Marcella...originally signed by the Oakland Athletics as a non-drafted free agent on July 2, 2010...signed by Athletics' scouts Julio Franco and Oswaldo Troconis.

JOSE TORRES' CAREER PITCHING RECORD

YR	CLUB	W-L	ERA	G	GS	CG	SHO	SV	IP	H	R	ER	HR	HB	BB	SO	WP	BK	AVG
2011	DSL Athletics (R)	1-5	3.99	14	11	0	0	0	49.2	45	27	22	1	0	24	33	7	1	.242
2012	DSL Athletics (R)	0-0	0.00	3	2	0	0	0	8.2	6	3	0	0	0	3	7	1	0	.188
	AZL Athletics (R)	3-1	4.33	12	12	0	0	0	52.0	52	29	25	2	2	29	41	3	2	.264
2013	Vermont (A)	3-2	2.64	9	5	0	0	0	30.2	28	15	9	2	1	12	21	4	0	.228
2014	Vermont (A)	0-6	4.38	14	9	0	0	2	61.2	62	37	30	4	3	22	47	6	0	.267
2015	Beloit (A)	4-5	2.69	44	0	0	0	8	73.2	55	24	22	4	4	23	80	2	0	.212
	Stockton (A)	0-0	0.00	3	0	0	0	0	3.2	0	0	0	0	0	1	4	1	0	.000
Minor League Totals		11-19	3.47	99	39	0	0	10	280.0	248	135	108	13	10	114	233	24	3	.238

*Led league +Tied for league lead @Rehab assignment

CAREER TRANSACTIONS

2010.....Signed by the Oakland Athletics as a non-drafted free agent, July 2.

2015.....Acquired by the San Diego Padres from Oakland with LHP Drew Pomeranz and a PTBNL (OF Jabari Blash) in exchange for INF Yonder Alonso and LHP Marc Rzepczynski, December 2.



MELVIN UPTON JR.

OUTFIELDER

BATS/THROWS: R/R

OPENING DAY AGE: 31

BORN: August 21, 1984 Norfolk, VA

RESIDENCE: Tampa, FL

ACQUIRED: From ATL with RHP Craig Kimbrel in exchange for RHP Matt Wisler, OF Cameron Maybin, OF Carlos Quentin, OF Jordan Paroubeck and 2015 Comp. Pick #41: April 5, 2015

CONTRACT STATUS: Signed through 2016

HEIGHT/WEIGHT: 6-3/185

SERVICE TIME: 9.126

CAREER

2015: Played in 87 games for the Padres after being acquired just before the start of the season on April 5 in a six-player trade with the Braves.

- His .259 (53-205) in 87 games total for San Diego, his highest season average since hitting .273 (145-531) over 145 games in 2008 for Tampa Bay.
- Began the season on the 15-day disabled list with a left foot injury...placed on the 15-day DL on 4/4 by the Braves.
- Played in 13 games on a rehab assignment with Triple-A El Paso from 5/18-6/6, hitting .280 (14-50) on the assignment before being reinstated from the DL on 6/8...missed the club's first 58 games.
- Made his Padres debut on 6/8 in Atlanta in the ninth inning by pinch-running at second base.
- Had the seventh multi-home run game of his career on 8/18 vs. ATL, his former team...his first multi-home run game since 6/15/13 vs. SF.
- The multi-home run game on 8/18 was also the third game of his career to collect five RBI and first since 9/3/11 vs. BAL.
- Started 47 games total for San Diego, all in center field.
- Began his year by hitting .147 (5-34) over 18 games in June before hitting .260 (13-50) over 19 games in July, .262 (17-65) over 23 games in August and .325 (13-40) over 23 games in September.
- Overall in the second half he hit .278/.342/.458 (40-144) over 60 games.
- Over his final 62 games of the season from 7/10 through the end of the year he hit .289/.349/.480 (44-152) with 18 extra-base hits, 14 RBI and 17 runs scored, including .306/.379/.529 (26-85) over his final 37 games of the season from 8/18 through the end of the year.
- In the pinch for the Padres he hit .308 (8-26).

QUICK HIT

• **Ranks 11th among all active Major League players with 273 career stolen bases.**

• **First MLB Hit:** August 2, 2004 vs. BOS, single off Tim Wakefield

• **First MLB Home Run:** August 17, 2004 vs. LAA, solo off of Kelvim Escobar

2014: Completed his second season with Atlanta, playing in 141 games for the Braves.

- Tied for the team lead with 20 stolen bases (with Jason Heyward).
- Had a career-best 11-game hitting streak from 6/24-7/5 (.283, 13-for-46).
- Teamed with his brother, Justin, on 9/27 at PHI, homering in the same game for the third time in 2014 and the sixth time in their careers...they own the Major League record for the most times brother teammates have homered in a game.
- On 9/27 at PHI, he and brother Justin each homered and had an outfield assist in the same game...according to the Elias Sports Bureau, it marked the first time in Major League history that a pair of brother teammates both homered and had an outfield assist in the same game.
- His 173 strikeouts established the Braves single-season franchise mark, passing Dan Uggla's 171 in 2013.

2013: In his first year with Atlanta he played in 126 games, hitting .184 (72-for-391) with 23 extra-base hits.

- Teamed with his brother, Justin, on homering in back-to-back at-bats on 4/23 at COL...marked the 27th time in MLB history brother teammates have done so, and just the second time in MLB history brothers have gone back-to-back in the same game...teamed with his brother Justin to homer on 4/6 in the ninth inning (his tied the game at 5-5 and Justin's was the game-winner) marking the first time in their career the brothers homered in the same game and inning...the duo became the fourth pair of brothers in MLB history to homer as teammates in the same inning.
- Notched a season high four hits twice (8/7 at WSH and 8/31 vs. MIA).
- His fourth hit on 8/31 drove in the winning run with a two-out RBI-single in 11th inning, he also snapped a 46-game homerless streak with a two-run homer in the sixth inning.
- Activated from the disabled list on 8/3 after leaving on 7/12 with a right adductor muscle strain...his DL stint included a rehab assignment with Triple-A Gwinnett (.333, 4-for-12, 2 RBI).
- Appeared in three games of the National League Division Series vs. LAD and went hitless in three at-bats.

2012: Played in 146 games and started 144 with 141 in center field after missing the first 13 games of the year with lower back soreness...led the Rays with a career-high 28 home runs, 71 RBI and 31 stolen bases (tied with Desmond Jennings).

- Became the first player to lead the Rays in homers and steals in the same season and has the only three 20-HR, 20-SB seasons in Rays history (2007, 2011, 2012).
- After the All-Star break, ranked tied for third in the Majors in both home runs (21) and extra-base hits (40).
- From 8/11 through season's end, he led the majors with 18 HR in 50 games...he also led the majors with 12 HR in September, tied for second most of any month in club history (Carlos Pena, 13 HR in September 2007 and 12 HR in August 2009).
- Only two other players in baseball matched Upton's combination of home runs and stolen bases: LAA's Mike Trout (30-HR, 49-SB) and Mil's Ryan Braun (41-HR, 30-SB).



Upton Jr. continued:

- Hit his 100th career home run on 8/3 vs. BAL, becoming the eighth player in Major League history to reach 100 HR and 200 SB before age 28...he joined Rickey Henderson, Cesar Cedeno, Barry Bonds, Bobby Bonds, Eric Davis, Lloyd Moseby and Hanley Ramirez...his 100th career homer came less than an hour after his brother, then 24-year-old ARI Justin Upton, hit his 100th at PHI...the Uptons became the youngest set of brothers in Major League history to reach 100 HR, and only the sixth set of brothers all-time...they were the first to reach the milestone in the same season, let alone the same day.
- Ranked among AL leaders in SB (tied for sixth), sacrifice flies (8, tied for fifth) and strikeouts (169, tied for fourth)...led all Major League center fielders with 10 assists, his most since he had 16 in 2008.
- Hit three home runs on 9/9 vs. TEX, tying the club record...he became the seventh AL player since 1918 to hit three HR in a game out of the leadoff spot and the first in 16 years.
- Upton and James Shields were named AL Co-Players of the Week for the period of 9/3-9...was the first time the Rays had co-winners, and the ninth time since 2000 that two teammates shared the AL award.
- The Rays went 81-65 with Upton in the lineup...in 81 wins, he hit .313/.353/.608 with 24 HR, 66 RBI and 25 2B...in 65 losses, he hit .156/.226/.246 with four home runs and 12 RBI.
- Tied his career high with a 10-game hitting streak from 5/17-27 (fourth time), hit .405 (17-for-42).
- Activated from the 15-day DL on 4/20 after missing the first 13 games with lower back soreness...the soreness began with a spring training outfield collision with Desmond Jennings on 3/14 vs. MIA...made seven rehab appearances with Charlotte and Montgomery.

2011: Was one of five Major League players to have 20-or-more home runs and 30-or-more stolen bases, hitting .243 with 23 homers and 36 stolen bases in 2011 games for Tampa Bay.

- Was installed in the two-hole in the lineup on 9/5 when the Rays were 9.5 games back of Boston in the AL Wild Card race and started there in every game through season's end...in those 23 games, the Rays went 15-8 and he hit a club-high .356 (31-for-87) with five home runs, 14 RBI, eight doubles, 10 walks and eight stolen bases.
- Hit 66 points higher on the road than at home, the fourth-highest disparity in the majors.
- His .333 (33-for-99) average in September led the team and was his highest in a single month since he hit .362 in July 2007...had 16 extra-base hits for the month, tied for third in the majors.
- He and his brother, Justin, became the first brothers in Major League history to have 20 HR and 20 SB in the same season...Justin recorded 31 home runs and 21 stolen bases...they reached the milestone when he hit his 20th home run on 9/11 vs. BOS, also his first career grand slam.
- He and Justin combined for 54 home runs, tied for fifth most by any brothers in one season in Major League history...that same night, his brother Justin hit a game-winning homer in the eighth inning to give the D-backs a 4-3 victory over the Rockies...the last time two brothers hit game-winning home runs on the same day was 9/28/96 (CLE Sandy Alomar Jr. and BAL Roberto Alomar).
- Reached base safely in nine consecutive plate appearances, 9/11 vs. BOS and 9/12 at BAL, setting a club record.
- Became the Rays all-time leader in walks on 9/12 at BAL, passing Carlos Pena (373).
- Had three doubles in the 2011 ALDS vs. TEX including two in Game Two off Derek Holland...is the Rays all-time postseason leader in doubles (6), hits (27) and is tied for the lead in RBI (18)...swiped his ninth postseason base in Game Three, passing Carl Crawford as the Rays all-time postseason leader.

2010: Became the fifth center fielder in American League history to reach 60 extra-base hits and 40 stolen bases in one season, joining Ty Cobb (1911-12, 1917), Tris Speaker (1913-14), Rickey Henderson (1986) and Johnny Damon (2000).

- He and Carl Crawford were the only Major Leaguers to accomplish this feat in 2010 and the first set of teammates to ever do it.
- Stole 42 bases, tied for fifth in the AL and tied for sixth in the Majors.
- Led the Majors with six bases-loaded walks, the most by any player since Carlos Pena's Major League record nine in 2008.

2009: Played in 144 games for Tampa Bay, hitting .241 with 33 doubles, four triples, 11 home runs, 55 RBI and 79 runs scored with 42 stolen bases.

- Became the first player since Jeff Bagwell in 2001 to hit for a cycle and steal home in the same season...on 10/2 vs. NYY became the first Ray to hit for the cycle as he went 5-for-6 with 6 RBI...reached the cycle in the fifth inning, it was the quickest cycle since COL Mike Lansing did it in four innings on 6/18/00 vs. ARI...since 1954, no AL player has done it as quickly...was one of a record eight cycles in the Majors in 2009...in the Rays 10-9 win on 7/8 vs. TOR, he stole home when Brian Tallet attempted to pick Carl Crawford off first base...was his third career steal of home.
- Made 141 starts, all in center field...his 385 total chances were third among AL center fielders and his team-high six assists were tied for fourth...stole 42 bases, tied for fourth in the Majors and third in the AL.
- Was AL Player of the Month for June when he batted .324 with 10 doubles, five home runs, 14 stolen bases and 22 RBI in 26 games.
- Went 120 AB without a home run to start the season before hitting a walk-off on 5/15 vs. CLE (Luis Vizcaino) to give the Rays an 8-7 win after they trailed 7-0.
- Spent the first six games of the season on the DL while recovering from offseason shoulder surgery...was activated on 4/13.

2008: Played his first full season in center field for Tampa Bay and finished second in the American League with 44 stolen bases, helping the Rays win the American League pennant.

- Led the Rays with a .383 OBP...drew a team-high 97 walks, fourth in the AL.
- Became the youngest AL player since Frank Thomas (138 BB) in 1991 to draw that many walks...the only other player that young to do this as a center fielder was Mickey Mantle (1954-55).
- Tied for second in the Majors with 16 outfield assists.
- On 8/14 at OAK, hit an RBI double in the ninth inning off reliever Brad Ziegler, ending his 39-inning scoreless streak to begin his career, a Major League record.
- Underwent successful surgery to repair the labrum in his left (non-throwing) shoulder on 11/11...the surgery was performed in Birmingham, Ala., by Dr. James Andrews.
- In the postseason he hit seven home runs in 16 games, one home run shy of a Major League record for a single postseason, held by San Francisco's Barry Bonds (2002), Houston's Carlos Beltran (2004) and Texas' Nelson Cruz (2011)...at 24 years, two months, became the youngest player to hit seven-plus home runs in a postseason.
- Combined with Longoria (six home runs) to hit 13 HR in the postseason, tied for second most of any pair of teammates in Major League history.
- Stole three bases in Game Three at PHI, tying a World Series record (tied time)...was the first AL player ever to swipe three bases in a World Series game, and first overall since Lou Brock did it on 10/5/68.

2007: At age 23, became the fourth player in Rays history to hit .300, also collecting 25 doubles, one triple, 24 home runs, 82 RBI, 86 runs scored and 22 stolen bases in 129 games.

- Finished ninth in the American League in slugging (.508).
- Became the first player in Tampa Bay history to reach 20 home runs and 20 stolen bases, one of only 12 player all-time to do it at his age-or-younger.
- Is one of only six players all-time to hit .300 with 20 home runs and 20 stolen bases in one season at his age-or-younger...also his brother, Justin, did so in 2009 along with Alex Rodriguez (1997), Cesar Cedeño (1972-73), Vada Pinson (1959) and Orlando Cepeda (1959).
- Started 48 games at second base and 74 in center field...had played just one game in the outfield during his pro career and none at second base prior to 2007.
- Had 11 outfield assists, tied for second most among Major League center fielders...started 48 of the first 59 games at second base before suffering a strained left quadriceps...sidelined from 6/9-7/13.
- At the time he was injured he led all second basemen in hitting and led the Rays in average (.320), runs (32) and doubles (16)...played center field exclusively the rest of the season, starting 68 of the final 74 games there.

2006: Played in 50 games for Tampa Bay after spending the majority of the season with Triple-A Durham.

- Recalled on 8/1 from Durham and spent the remainder of the season with the Major League club...started 48 of the remaining 56 games for Tampa Bay, all at third base.
- His 50 games for Tampa Bay was his first Major League action since 2004 when he started 41 games for the Rays.

2005: Played the entire season with Triple-A Durham where he hit .303 (165-for-545) with 36 doubles, six triples, 18 home runs, 74 RBI and 98 runs scored with 44 stolen bases in 139 games played as a shortstop.

- Led the International League in runs and hits and finished second in stolen bases.
- Named an International League Mid-Season and Post-Season All-Star.
- Was the starting shortstop for Team USA at the All-Star Futures Game for the second-straight year, going 0-for-2.
- Named the International League's Most Exciting Player by *Baseball America*...also named a Triple-A All-Star by *Baseball America*.

2004: Made his Major League debut for Tampa Bay with 45 games, spending the majority of the season in the minors between Double-A Montgomery and Triple-A Durham.

- Recalled by the Rays from Durham on 8/1 and at 19 years, 11 months, 10 days became the youngest player in the Majors in 2004 and the youngest for Tampa Bay ever.
- Made his Major League debut on 8/2 vs. BOS starting as the designated hitter...singled off Tim Wakefield for his first Major League hit.
- Hit his first Major League home run on 8/17 vs. LAA off of Kelvin Escobar...became the first teenager to homer in a game since Adrian Beltre did so on 8/6/99 vs. ARI for the Dodgers.
- Homered on 9/9 at NYY off Brad Halsey to become the youngest player to hit a home run at Yankee Stadium since Ken Griffey Jr. did it as a 19-year-old on 5/30/89...became the youngest DH since Claudell Washington in 1974 for OAK...became the first teenager to hit in the three spot since Andruw Jones on 9/24/96 for ATL.
- Started at shortstop for Team USA in the Futures Game at Minute Maid Park on 7/11 and went 0-for-2.
- Named the top overall prospect in minor league baseball by *Baseball America* as well as the best 19-year-old.

2003: Combined to hit .297 (145-for-489) with 44 extra-base hits, 62 RBI, 84 runs scored and 40 stolen bases in 130 total games between Single-A Charleston and Double-A Orlando in his professional debut.

- Selected by league managers as the South Atlantic League's top prospect, Best Base Runner and Best Infield Arm.
- At 18, began the season as the second-youngest everyday player in the South Atlantic League for Charleston.
- Was the youngest member of the Topps Class-A All-Star Team.
- Promoted to Double-A Orlando on 8/1...committed 56 errors, most in the minor leaguers and the same number by Derek Jeter in the same league when he was 19.
- At 19, was the second-youngest player in the Arizona Fall League behind teammate Delmon Young (18).
- Was named the top prospect in the Arizona Fall League by *Baseball America*.

2002: Signed with the Rays on 9/11 as a first-round selection (second overall) in the First-Year Player Draft.
 • Was considered the No. 1 overall prospect in the 2002 First-Year Player Draft by *Baseball America*.

PERSONAL

Melvin E. Upton, Jr.....married to Stefanie...has one son, Riley, and one daughter, Myla...formerly known as B.J. which stands for Bossman Junior, with his father, Manny, being the original Bossman...his father, Manny, starred in baseball and football at Norfolk State University...his father has been an NCAA basketball referee for over 20 years and has worked the NCAA Tournament's Sweet 16...his mother, Yvonne, was a softball player and is retired from teaching physical education at Hickory High School in the Chesapeake, VA area...Melvin, his brother Justin, Michael Cuddyer, David Wright and Ryan Zimmermann are all first-round draft picks from the Chesapeake, VA area...in two years at Greenbrier Christian Academy in Chesapeake, VA he hit .645 with 24 home runs, 83 RBI and 68 stolen bases over 56 games...he walked 45 times and struck out only four times...he also went 9-2 as a pitcher with a 0.79 ERA and pitched two no-hitters while leading the Gators to the state championship in 2001 and a state semifinal loss in 2002...as a senior in 2002, helped lead his team to a 25-1 record...he hit .641 (50-for-78) with 11 doubles, four triples, 11 home runs and 32 RBI...struck out only twice, walked 24 times and was 21-for-21 in stolen base attempts...was 5-0 with two no-hitters, a 0.33 ERA and 78 strikeouts in 43.0 innings pitched...named 2002 First Team High School All-America by *Baseball America*...as a junior, he hit .647 (46-for-71) with 13 home runs, 51 RBI and 47 stolen bases...that year he hit .462 (12-for-26) in nine games for Team USA's Junior National squad that went 9-2 and won the Silver Medal in Cuba...selected as the top 17-year-old prospect in the nation in 2002 by *Baseball America*...the Uptons and the Youngs (Delmon and Dmitri) are the only brothers to be drafted in the top five picks of the draft...was originally signed by Tampa Bay Rays' scout Doug Witt.

MELVIN UPTON JR. CAREER BATTING RECORD

YR	CLUB	AVG	G	AB	R	H	2B	3B	HR	RBI	SH	SF	HP	BB	SO	SB	CS	OBP	SLG	E
2003	Charleston(A)	.302	101	384	70	116	22	6	7	46	1	6	5	57	80	38	17	.394	.445	42
	Orlando (AA)	.276	29	105	14	29	8	0	1	16	2	2	2	16	25	2	4	.376	.381	14
2004	Montgomery (AA)	.327	29	104	21	34	7	1	2	15	2	0	0	14	28	3	0	.407	.471	10
	Durham (AAA)	.311	69	264	65	82	17	1	12	36	4	0	3	42	72	17	5	.411	.519	25
	TAMPA BAY	.258	45	159	19	41	8	2	4	12	1	1	1	15	46	4	1	.324	.409	9
2005	Durham (AAA)	.303	139	545	98	165	36	6	18	74	1	3	4	78	127	44	13	.392	.490	53
2006	Durham (AAA)	.269	106	398	72	107	18	4	8	41	0	3	4	65	89	46	17	.374	.394	33
	TAMPA BAY	.246	50	175	20	43	5	0	1	10	0	0	1	13	40	11	3	.302	.291	13
2007	TAMPA BAY	.300	129	474	86	142	25	1	24	82	1	4	4	65	154	22	8	.386	.508	14
	Vero Beach (A)@	.235	7	17	4	4	0	0	1	3	0	2	0	5	2	0	0	.375	.412	0
	Durham (AAA)@	.429	2	7	1	3	0	0	1	1	0	0	0	0	1	0	0	.429	.857	0
2008	TAMPA BAY	.273	145	531	85	145	37	2	9	67	3	7	2	97	134	44	16	.383	.401	7
2009	Charlotte (A)@	.444	3	9	1	4	0	0	0	2	0	0	0	1	4	2	4	.643	.444	0
	TAMPA BAY	.241	144	560	79	135	33	4	11	55	3	3	3	57	152	42	14	.313	.373	4
2010	TAMPA BAY	.237	154	536	89	127	38	4	18	62	1	4	2	67	164	42	9	.322	.424	5
2011	TAMPA BAY	.243	153	560	82	136	27	4	23	81	2	3	4	71	161	36	12	.331	.429	3
2012	Charlotte (A)@	.091	4	11	1	1	0	0	0	1	0	0	0	1	1	2	0	.167	.091	0
	Montgomery (AA)@	.200	3	10	1	2	0	0	0	1	0	0	0	1	1	0	0	.273	.200	0
	TAMPA BAY	.246	146	573	79	141	29	3	28	78	4	8	1	45	169	31	6	.298	.454	3
2013	ATLANTA	.184	126	391	30	72	14	0	9	26	1	6	3	44	151	12	5	.268	.289	4
	Gwinnett (AAA)@	.333	3	12	3	4	3	0	0	2	0	0	0	0	4	0	0	.333	.583	0
2014	ATLANTA	.208	141	519	67	108	19	5	12	35	3	2	1	57	173	20	7	.287	.333	7
2015	El Paso (AAA)@	.280	13	50	10	14	2	0	1	6	0	0	0	4	12	4	0	.333	.380	0
	SAN DIEGO	.259	87	205	23	53	12	4	5	17	2	0	0	21	62	9	3	.327	.429	1
Major League Totals		.244	1320	4683	659	1143	247	29	144	525	21	38	22	552	1406	273	84	.324	.401	70
Minor League Totals		.295	508	1916	361	565	113	18	51	244	10	16	19	287	444	160	59	.389	.453	177

*Led league +Tied for league lead @Rehab assignment

DIVISION SERIES RECORD

YR	CLUB	AVG	G	AB	R	H	2B	3B	HR	RBI	SH	SF	HP	BB	SO	SB	CS	OBP	SLG	E
2008	TB vs. CWS	.278	4	18	5	5	0	1	3	4	0	0	0	1	5	0	0	.316	.889	0
2010	TB vs. TEX	.190	5	21	0	4	2	0	0	2	0	0	0	0	7	2	0	.190	.286	0
2011	TB vs. TEX	.286	4	14	3	4	3	0	0	0	0	0	0	4	6	1	2	.444	.500	0
2013	ATL vs. LAD	.000	3	3	1	0	0	0	0	0	0	0	0	0	3	0	0	.000	.000	0
Division Series Totals		.232	16	56	9	13	5	1	3	6	0	0	0	5	21	3	2	.295	.518	0

LEAGUE CHAMPIONSHIP SERIES RECORD

YR	CLUB	AVG	G	AB	R	H	2B	3B	HR	RBI	SH	SF	HP	BB	SO	SB	CS	OBP	SLG	E
2008	TB vs. BOS	.321	7	28	8	9	1	0	4	11	0	1	0	4	7	2	0	.394	.786	1

WORLD SERIES RECORD

YR	CLUB	AVG	G	AB	R	H	2B	3B	HR	RBI	SH	SF	HP	BB	SO	SB	CS	OBP	SLG	E
2008	TB vs. PHI	.250	5	20	3	5	0	0	0	1	0	0	0	0	4	4	0	.250	.250	0

CAREER FIELDING

POSITION	PCT.	G	PO	A	E	TC	DP
Outfield	.987	1133	2701	70	36	2807	21
Center Field	.987	1132	2701	70	36	2807	21
Third Base	.908	63	48	100	15	163	6
Second Base	.952	48	106	133	12	251	26
Shortstop	.901	16	23	41	7	71	8
Left Field	---	1	0	0	0	0	0
Career Totals	.979	1280	2878	344	70	3292	61

SINGLE-GAME HIGHS

HITTING STREAK.....	11 games, June 24 - July 5, 2014
HITS	5, October 2, 2009 vs. New York (AL)
DOUBLES	2, 20 times, last October 2, 2015 at Los Angeles (NL)
RBI.....	6, October 2, 2009 vs. New York (AL)
RUNS SCORED	4, September 22, 2011 at New York (AL)
HOME RUNS	3, September 9, 2012 vs. Texas
WALKS	3, 12 times, last August 21, 2014 at Cincinnati
STRIKEOUTS.....	4, 13 times, last July 30, 2014 at Los Angeles (NL)
STOLEN BASES	3, August 2, 2010 vs. Minnesota
CAREER WALK-OFF HITS.....	8, last August 31, 2013 vs. Miami (Ryan Webb)

HOME RUNS

CAREER MULTI-HOME RUN GAMES (7).....	July 20, 2007 at New York (AL) (Mike Mussina and Scott Proctor)
	April 14, 2010 at Baltimore (Brad Bergesen and Jason Berken)
	August 11, 2012 at Minnesota (Nick Blackburn)
	September 9, 2012 vs. Texas (Roy Oswalt and Martin Perez-2x)
	September 30, 2012 at Chicago (AL) (Jose Quintana and Addison Reed)
	June 15, 2013 vs. San Francisco (Chad Gaudin-2x)
	August 18, 2015 vs. Atlanta (David Aardsma and Andrew McCutchen)
CAREER GRAND SLAMS (1).....	September 11, 2011 vs. Boston (Matt Albers)
CAREER PINCH-HIT (1).....	September 8, 2007 vs. Toronto (Jeremy Accardo)
CAREER WALK-OFF (4).....	September 8, 2007 vs. Toronto (Jeremy Accardo)
	May 15, 2009 vs. Cleveland (Luis Vizcaino)
	May 3, 2011 vs. Toronto (Jon Rauch)
	September 20, 2012 vs. Boston (Vicente Padilla)
CAREER LEAD-OFF (9)	May 23, 2007 vs. Seattle (Miguel Batista)
	June 30, 2008 vs. Boston (Justin Masterson)
	June 30, 2009 at Toronto (Scott Richmond)
	June 24, 2010 vs. San Diego (Wade LeBlanc)
	August 23, 2010 at Los Angeles (AL) (Scott Kazmir)
	June 17, 2012 vs. Miami (Josh Johnson)
	September 9, 2012 vs. Texas (Roy Oswalt)
	September 12, 2012 at Baltimore (Miguel Gonzalez)
	April 18, 2013 at Pittsburgh (Jeff Locke)

CAREER TRANSACTIONS

2002.....	Signed by the Tampa Bay Devil Rays as a first-round selection (second overall) in the First-Year Player Draft.
2012.....	Signed by the Atlanta Braves as a Major League free agent, November 29.
2015.....	Acquired by the San Diego Padres from the Braves with RHP Craig Kimbrel in exchange for RHP Matt Wisler, OF Cameron Maybin, OF Carlos Quentin, OF Jordan Paroubek and 2015 Competitive Balance Pick #41, April 5.

**CESAR VARGAS****RIGHT-HANDED PITCHER****75****BATS/THROWS:** R/R**OPENING DAY AGE:** 24**BORN:** December 30, 1991 in Puebla, Mexico**RESIDENCE:** Puebla, Mexico**ACQUIRED:** Signed as a Major League free agent: November 20, 2015**CONTRACT STATUS:** Signed through 2016**HEIGHT/WEIGHT:** 6-2/220**SERVICE TIME:** 0.000**CAREER**

2015: Combined with Double-A Trenton and Triple-A Scranton/Wilkes-Barre to go 6-0 with five saves and a 3.08 ERA (25 ER, 73.0 IP) with 76 strikeouts against 22 walks in 46 total outings.

- In a team-leading 43 appearances for Trenton, was 6-0 with four saves and a 2.79 ERA (21 ER, 67.2 IP) and 65 strikeouts against 22 walks while ranking third on the club in strikeouts.
- Was scoreless over his final eight appearances with Trenton (11.0 IP), allowing just five and two walks while striking out 16 in that span.
- Recorded one save and a 6.75 ERA (4 ER, 5.1 IP) in three appearances over two stints with the RailRiders from 8/14-15 and 9/1-7.
- After the season he went 2-1 with a 2.86 ERA (9 ER, 28.1 IP) and 38 strikeouts against 14 walks for Hermosillo in the Mexican Winter League.

2014: Combined to go 4-2 with a 2.58 ERA (20 ER, 69.2 IP), 14 saves in 16 opportunities and 76 strikeouts against 14 walks and a .209 opponents average in 44 relief outings between Single-A Tampa and Single-A Charleston.

- Named an Organization All-Star for the Yankees by MLB.com, following the season.

2013: Made 25 starts total between Single-A Charleston and Single-A Tampa, going a combined 4-8 with a 4.10 ERA (55 ER, 120.2 IP) and 92 strikeouts against 43 walks.

- Made his first 22 starts with Charleston, going 4-5 with a 3.24 ERA (39 ER, 108.1 IP) and 83 strikeouts against 35 walks while holding opponents to a .216 (86-for-398) average.
- Transferred on 8/15 to Single-A Tampa, where he went 0-3 with an 11.68 ERA (16 ER, 12.1 IP).

2012: Spent the majority of the season with the Gulf Coast League Yankees, going 3-2 with two saves and a 2.97 ERA (12 ER, 36.1 IP) in 11 games, two starts.

- Transferred to Single-A Charleston on 8/23 and went 0-0 with a 3.72 ERA (4 ER, 9.2 IP).
- Following the season went 1-0 with a 2.31 ERA (3 ER, 11.2 IP) and 15 strikeouts against seven walks in 12 relief appearances for Hermosillo in the Mexican Winter League.

2011: Played the entire campaign with the Dominican Summer League Yankees, going 5-4 with a 2.39 ERA (19 ER, 71.2 IP) and 85 strikeouts against 28 walks in 15 starts.

- Led the team in strikeouts and innings pitched and ranked second in wins.
- After the season pitched in two games for Hermosillo in the Mexican Winter League.

2010: Spent his entire second professional season with the Dominican Summer League Yankees, going 2-2 with a 2.06 ERA (9 ER, 39.1 IP) and 34 strikeouts against 10 walks in 14 games, two starts.

2009: Made his professional debut with the Dominican Summer League Yankees and went 2-1 with a 3.50 ERA (14 ER, 36.0 IP) and 30 strikeouts against 11 walks in 16 relief appearances, collecting three saves in seven opportunities.

PERSONAL

Cesar Vargas...originally signed by the New York Yankees as a non-drafted free agent on February 9, 2009.

CESAR VARGAS' CAREER PITCHING RECORD

YR	CLUB	W-L	ERA	G	GS	CG	SHO	SV	IP	H	R	ER	HR	HB	BB	SO	WP	BK	AVG
2009	DSL Yankees (R)	2-1	3.50	16	0	0	0	3	36.0	39	23	14	0	6	11	30	10	0	.273
2010	DSL Yankees (R)	2-2	2.06	14	2	0	0	2	39.1	37	12	9	0	2	10	34	2	0	.248
2011	DSL Yankees (R)	5-4	2.39	15	15	0	0	0	71.2	46	25	19	1	1	28	85	11	3	.184
2012	GCL Yankees (R)	3-2	2.97	11	2	0	0	2	36.1	36	16	12	1	1	8	30	7	0	.254
	Charleston (A)	0-0	3.72	2	2	0	0	0	9.2	10	4	4	1	0	4	8	0	0	.286
2013	Charleston (A)	4-5	3.24	22	22	1	0	0	108.1	86	48	39	6	4	35	83	7	0	.216
	Tampa (A)	0-3	11.68	3	3	0	0	0	12.1	23	19	16	1	1	8	9	1	0	.434
2014	Charleston (A)	0-2	2.73	17	0	0	0	3	29.2	27	12	9	1	0	7	31	6	0	.239
	Tampa (A)	4-0	2.48	27	0	0	0	11	40.0	26	14	11	3	0	7	45	1	0	.184
2015	Trenton (AAA)	6-0	2.79	43	0	0	0	4	67.2	65	25	21	1	3	22	65	7	0	.249
	Scranton/WB (AAA)	0-0	6.75	3	0	0	0	1	5.1	6	4	4	1	0	0	11	0	0	.273
Minor League Totals		26-19	3.12	173	46	1	0	26	456.1	401	202	158	16	18	140	431	52	3	.235

*Led league +Tied for league lead @Rehab assignment

CAREER TRANSACTIONS

2009.....Signed by the New York Yankees as a non-drafted free agent, February 9.

2015.....Signed by the San Diego Padres as a Major League free agent, November 20.

23

VILLANUEVA



CARLOS VILLANUEVA

RIGHT-HANDED PITCHER

BATS/THROWS: R/R

OPENING DAY AGE: 32

BORN: November 28, 1983 in Santiago, Dominican Republic

RESIDENCE: Miramar, FL

ACQUIRED: Signed as a Major League free agent: January 13, 2016

CONTRACT STATUS: Signed through 2016

HEIGHT/WEIGHT: 6-2/220

SERVICE TIME: 9.030

CAREER

2015: Posted a career-best 2.95 ERA (20 ER, 61.0 IP) with 55 strikeouts against 21 walks in 35 relief appearances for the Cardinals...recorded two saves in two chances and allowed a .223 (50-for-224) opponents average.

- Signed as a minor league free agent by St. Louis in February before the start of the season, making the Cardinals Opening Day roster after having his contract selected on 3/30.
- Over his first 13 outings of the season from 4/12-6/4 he posted a 0.41 ERA (1 ER, 22.0 IP), striking out 19 against eight walks while allowing a .162 (12-for-74) opponents average... over the rest of the season from 6/8 on he went 1-2 with two saves in two chances and a 4.38 ERA (19 ER, 39.0 IP) with 36 strikeouts against 13 walks.
- Posted a career-best 20.1 inning scoreless streak from 4/26-6/8.
- Overall on the season allowed a .183 (17-for-93) average to left-handed hitters and a .252 (33-for-131) average to right-handed hitters.
- Pitched in one game of the National League Division Series for St. Louis against the Cubs, working 2.0 scoreless inning, allowing no hits and just one walk.

2014: In his second season with Chicago he posted a 1.69 ERA (5 ER, 26.2 IP) in 17 relief appearances after the All-Star Break...overall on the season went 5-7 with two saves and a 4.64 ERA (40 ER, 77.2 IP) in 42 games, including five starts.

- Had a 4-3 record with two saves and a 2.64 ERA (17 ER, 58.0 IP) in 37 relief appearances.
- Was 1-4 with a 10.53 ERA (23 ER, 19.2 IP) in five starts, including four from 4/6-25 while Jake Arrieta was on the disabled list.
- Posted a 1.95 ERA (8 ER, 37.0 IP) in 19 games, two starts, at Wrigley Field...had a 7.08 ERA (32 ER, 40.2 IP) in 23 road games, three starts.
- In nine relief appearances against NL West opponents, posted a 0.54 ERA (1 ER, 16.2 IP).
- Made 16 relief appearances of 2.0-or-more innings, and posted a 2.50 ERA (10 ER, 36.0 IP) in those outings.
- Threw 3.0 shutout innings of relief, 5/22 at San Diego, and recorded his first save since 5/20/10 at PIT while with MIL.
- Posted a career-high 16.0 shutout innings from 7/12-8/16.

2013: In his first season with Chicago went 7-8 with a 4.06 ERA (58 ER, 128.2 IP) in 47 games, including 15 starts.

- Posted a 6-1 record and a 3.03 ERA (13 ER, 38.2 IP) in 32 relief appearances while going 1-7 with a 4.50 ERA (45 ER, 90.0 IP) in 15 starts...set a career mark with 128.2 innings pitched, surpassing 125.1 with Toronto in 2012.
- Posted a 3.69 ERA (31 ER, 75.2 IP) and a 5-4 record in 27 games (nine starts) at home...was 2-4 with a 4.58 ERA (27 ER, 53.0 IP) in 20 road games, six starts.
- Opened the season in Chicago's starting rotation, and was 1-3 with a 3.93 ERA (23 ER, 52.2 IP) in eight starts before moving to the bullpen on 5/19 in advance of Matt Garza's return from the disabled list.
- Had a second stint in the starting rotation from 7/7-8/10, going 0-4 with a 5.30 ERA (22 ER/37.1 IP) in seven starts.
- Went 5-0 with a 3.00 ERA (7 ER/21.0 IP) in 16 relief appearances to close out the season.
- Closed out the campaign with a 0.96 ERA (2 ER, 18.2 IP) in his final 14 relief outings dating to 8/21.

2012: Complete his second season with Toronto, splitting time between the bullpen and starting rotation.

- Went 7-7 with a 4.16 ERA (58 ER, 125.1 IP) and a career-best 122 strikeouts in 38 games, including a career-high 16 starts.
- Went 5-7 with a 4.50 ERA (46 ER, 92.0 IP) in his 16 starts.
- Was 2-0 with a 3.24 ERA (12 ER, 33.1 IP) and a .211 opponents batting average (26-for-123) in 22 relief appearances.

2011: Acquired by Toronto on 12/3/10, appearing in 33 games in his first season as a Blue Jay, including 13 starts.

- Went 5-3 with a 5.15 ERA (42 ER, 73.1 IP) as a starter.
- Went 84 appearances without a loss (8/23/09 - 6/14/11), going 8-0 over the stretch...the streak was snapped on 6/19 at CIN.
- Was on the 15-day disabled list with a right forearm strain, 8/5-30.
- Spent the remainder of the season in the bullpen...in 20 relief appearances, finished with a 1.60 ERA (6 ER, 33.2 IP).

2010: Spent the majority of the season with Milwaukee, going 2-0 with one save and a 4.61 ERA (27 ER, 52.2 IP) to go with 67 strikeouts in 50 relief appearances.

- Optioned to Triple-A Nashville on 7/29...in 11 relief appearances with Nashville, converted a save while posting a 3.77 ERA (6 ER, 14.1 IP)...returned to Milwaukee in September.

2009: Made a career-best 64 appearances, six starts, for Milwaukee, going 4-10 with a career-high three saves, a 5.34 ERA (57 ER, 96.0 IP) and 83 strikeouts.

- For the second-straight season, was the winning pitcher for the Brewers home opener.
- Notched 15 consecutive scoreless appearances from 5/5-6/6 (14.2 IP).

QUICK HIT

- **First MLB Win:** September 15, 2006 at WSH
- **First MLB Save:** August 20, 2007 at ARI

2008: In his first full Major League season for Milwaukee went 4-7 with one save and a 4.07 ERA (49 ER, 108.1 IP) in 47 games, nine starts...helped the Brewers to their first postseason appearance since 1982.

- Was the starting pitcher for the Brewers home opener on 4/4 vs. SF, earning the win that day.
- Moved to the bullpen on 5/24 and went 2-2 with one save and 11 holds to go with a 2.12 ERA (14 ER, 59.1 IP) and 62 strikeouts in 38 relief appearances over the remainder of the season.
- Pitched two games in the National League Division Series for Milwaukee, working 3.2 scoreless innings with no walks or hits allowed and three strikeouts...retired all 11 batters faced.

2007: Spent most of the season with Milwaukee, going 8-5 with one save, a 3.94 ERA (50 ER, 114.1 IP) and 99 strikeouts in 59 games, six starts.

- From 4/23-7/2, recorded a career-high, six-game winning streak with each victory coming in relief.
- Optioned to Triple-A Nashville on 8/20 and recalled on 9/1...went 2-2 with a 1.99 ERA (7 ER, 31.2 IP) in six September games, five starts.

2006: Made his Major League debut for the Brewers, going 2-2 with a 3.69 ERA (22 ER, 53.2 IP) in 10 games, six starts, over three stints with Milwaukee while also pitching for Double-A Huntsville and Triple-A Nashville.

- Recalled on 5/22 and his Major League debut 5/23 at CIN, tossing a scoreless inning of relief before being optioned back to Huntsville on 5/27.
- Recalled again on 6/10 and made his first Big League start on 6/14 at CIN, allowing four hits in 6.0 shutout innings.
- Made five appearances, three starts, during his second stint before being optioned back to Nashville on 7/5.
- Recalled again on 9/11, spending the remainder of the season with the Major League club.
- Earned his first Big League victory on 9/15 at WSH, retiring the first 16 batters he faced in the relief appearance before Nook Logan reached on an error...faced 19 batters before allowing his first hit...also recorded his first career hit with a RBI-single off Ramon Ortiz.

2005: Split the season between Single-A Brevard County and Double-A Huntsville, going 9-4 with a 3.11 ERA (46 ER, 133.0 IP) and 138 strikeouts in 25 starts.

- Selected to the Florida State League Mid-Season and Post-Season All-Star teams after going 8-1 with a 2.32 ERA (29 ER, 112.1 IP) in 21 starts for Brevard County.
- Named the "Best Foreign Born Player in Class A" by MiLB.com.
- Earned a promotion to Huntsville on 8/17.

2004: Acquired by Milwaukee on 3/30 and went 8-8 with one save, a 3.77 ERA (48 ER, 114.2 IP) and 113 strikeouts in 25 games, 21 starts, with Single-A Beloit.

2003: Posted a 3-6 record with a 3.97 ERA (26 ER, 59.0 IP) in 12 appearances, 10 starts, for the Rookie=Level Scottsdale Giants, ranking third in the league with 67 strikeouts.

2002: Made his professional debut by going 4-0 with three saves, a 0.59 ERA (2 ER, 30.1 IP) and 23 strikeouts in 19 appearances for Rookie-Level Scottsdale.

PERSONAL

Carlos Manuel Villanueva...he and his wife, Arianna, have one child, Carlos Jr....attended Americas Bi-Cultural School in Santo Domingo, Dominican Republic where he played baseball and basketball...originally signed by San Francisco Giants' scout Rick Raggazo.

CARLOS VILLANUEVA'S CAREER PITCHING RECORD

YR	CLUB	W-L	ERA	G	GS	CG	SHO	SV	IP	H	R	ER	HR	HB	BB	SO	WP	BK	AVG
2002	AZL Giants (R)	4-0	0.59	19	0	0	0	3	30.1	24	3	2	1	1	3	23	0	0	.220
2003	AZL Giants (R)	3-6	3.97	12	10	0	0	0	59.0	64	31	26	1	2	13	67	5	0	.277
2004	Beloit (A)	8-8	3.77	25	21	1	1	1	114.2	102	67	48	20	9	30	113	5	2	.236
2005	Brevard County (A)	8-1	2.32	21	21	0	0	0	112.1	78	31	29	11	3	32	124	8	4	.195
	Huntsville (AA)	1-3	7.40	4	4	0	0	0	20.2	21	18	17	3	1	9	14	1	0	.256
2006	Huntsville (AA)	4-5	3.75	11	10	1	1	0	62.1	60	31	26	6	1	14	59	6	0	.247
	Nashville (AAA)	7-1	2.71	11	9	1	0	0	66.1	42	20	20	6	2	26	61	2	0	.182
	MILWAUKEE	2-2	3.69	10	6	0	0	0	53.2	43	22	22	8	4	11	39	0	0	.216
2007	MILWAUKEE	8-5	3.94	59	6	0	0	1	114.1	101	52	50	16	3	53	99	3	0	.236
	Nashville (AAA)	0-0	3.24	2	2	0	0	0	8.1	3	3	3	1	1	1	9	1	0	.107
2008	MILWAUKEE	4-7	4.07	47	9	0	0	1	108.1	112	53	49	18	3	30	93	4	0	.266
2009	MILWAUKEE	4-10	5.34	64	6	0	0	3	96.0	102	58	57	13	2	35	83	4	0	.268
2010	MILWAUKEE	2-0	4.61	50	0	0	0	1	52.2	48	27	27	7	4	22	67	5	0	.238
	Nashville (AAA)	0-0	3.77	11	0	0	0	1	14.1	13	6	6	2	0	7	14	0	0	.228
2011	TORONTO	6-4	4.04	33	13	0	0	0	107.0	103	49	48	11	4	32	68	4	0	.251
	Dunedin (A)@	0-0	0.00	1	1	0	0	0	1.0	1	1	0	0	0	0	0	0	0	.200
2012	TORONTO	7-7	4.16	38	16	0	0	0	125.1	113	59	58	23	3	46	122	6	1	.242
2013	CHICAGO-NL	7-8	4.06	47	15	0	0	0	128.2	117	58	58	14	3	40	103	0	0	.248
2014	CHICAGO-NL	5-7	4.64	42	5	0	0	2	77.2	89	42	40	6	3	19	72	3	0	.282
2015	ST. LOUIS	4-3	2.95	35	0	0	0	2	61.0	50	21	20	6	2	21	55	1	0	.223
Major League Totals		49-53	4.18	425	76	0	0	10	924.2	878	441	429	122	31	309	801	30	1	.250
Minor League Totals		35-24	3.26	117	78	3	2	5	489.1	408	211	177	51	20	135	484	28	6	.224

*Led league +Tied for league lead @Rehab assignment

DIVISION SERIES RECORD

YR	CLUB	W-L	ERA	G	GS	CG	SHO	SV	IP	H	R	ER	HR	HB	BB	SO	WP	BK
2008	MIL vs. PHI	0-0	0.00	2	0	0	0	0	3.2	0	0	0	0	0	0	3	0	0
2015	STL vs. CHI	0-0	0.00	1	0	0	0	0	2.0	0	0	0	0	0	1	0	0	0
Division Series Totals		0-0	0.00	3	0	0	0	0	5.2	0	0	0	0	0	1	3	0	0

2015 AND CAREER BATTING RECORD

YR	CLUB	AVG	G	AB	R	H	2B	3B	HR	RBI	SH	SF	HP	BB	SO	SB	CS	OBP	SLG
2015	ST. LOUIS	.000	32	8	0	0	0	0	0	0	3	0	0	0	5	0	0	.000	.000
Major League Totals		.095	337	116	6	11	0	0	0	4	18	0	0	3	57	0	0	.118	.095

CAREER FIELDING

POSITION	PCT.	G	PO	A	E	TC	DP
Pitcher	.986	425	50	93	2	145	7

SINGLE-GAME HIGHS

INNINGS PITCHED.....8.1 IP, twice, last April 23, 2013 at Cincinnati
 LOW-HIT COMPLETE GAME.....None
 STRIKEOUTS.....8, three times, last April 28, 2013 at Miami
 MOST HITS ALLOWED.....12, May 14, 2013 vs. Colorado
 MOST RUNS ALLOWED.....9, April 12, 2014 at St. Louis
 MOST WALKS ALLOWED.....5, July 15, 2012 vs. Cleveland
 MOST HOME RUNS ALLOWED.....4, twice, last September 26, 2012 at Baltimore
 CAREER WINNING STREAK.....Eight games, September 13, 2009 - June 8, 2011
 CAREER 10-STRIKEOUT GAMES.....None
 CAREER HOME RUNS HIT.....None

CAREER TRANSACTIONS

2002.....Signed by the San Francisco Giants as a non-drafted free agent, March 4.
 2004.....Acquired by the Milwaukee Brewers from the Giants along with RHP Glenn Woolard in exchange for RHP Wayne Franklin and RHP Leo Estrella, March 30.
 2010.....Acquired by the Toronto Blue Jays in exchange for cash considerations, December 3.
 2013.....Signed by the Chicago Cubs as a Major League free agent, January 26.
 2015.....Signed by the St. Louis Cardinals as a minor league free agent, February 22.
 2016.....Signed by the San Diego Padres as a Major League free agent, January 13.



NICK VINCENT

RIGHT-HANDED PITCHER



BATS/THROWS: R/R

OPENING DAY AGE: 29

BORN: July 12, 1986 in Poway, CA

RESIDENCE: San Diego, CA

ACQUIRED: Signed as an 18th-round selection in the 2008 First-Year Player Draft

CONTRACT STATUS: Signed through 2016

HEIGHT/WEIGHT: 6-0/187

SERVICE TIME: 2.067

CAREER

2015: Pitched in 26 games total for San Diego over four stints in the Majors after making his second career Opening Day roster.

- Pitched in three games over his first stint for San Diego, allowing a run in each outing before being optioned to Triple-A El Paso on 4/9.
- Recalled for a second stint on 5/1 and pitched in four games before being sent back to El Paso on 5/7.
- Recalled for a third stint on 6/10 and pitched in five games, all scoreless outings, before being sent back to El Paso on 6/23.
- Recalled for a fourth and final time on 9/1, spending the remainder of the season with the Major League club...after being recalled on 9/1 he pitched to a 0.87 ERA (1 ER, 10.1 IP) with eight strikeouts against six walks.
- Over his first eight outings with El Paso, all in April, he posted a 0.96 (1 ER, 9.1 IP)...over his next eight for El Paso, all in May, posted a 7.27 ERA (7 ER, 8.2 IP) before posting a 1.59 ERA (1 ER, 5.2 IP) over five games in June...over nine games in July he posted a 5.14 ERA (8 ER, 14.0 IP) before posting his best month of the season in August, working 10 scoreless outings in the month over 12.2 innings with just three hits and six walks allowed to go with 15 strikeouts.
- Overall on the season with El Paso he recorded 68 strikeouts against 50.1 innings for a 12.16 strikeouts per 9.0 innings pitched ratio, the highest rate of any Triple-A pitcher in 2015.
- Over 13 games total at Petco Park he posted a 0.77 ERA (1 ER, 11.2 IP).

QUICK HIT

- Graduated from Ramona High School and attended both Palomar Junior College and Long Beach State University.
- First MLB Win: May 26, 2012 at HOU
- First MLB Save: June 12, 2013 vs. ATL

2014: Made his first Opening Day roster and set career-highs in games (63), innings pitched (55.0), strikeouts (62) and holds (20).

- Posted a career-best 25-game, 23.1-scoreless inning streak from 7/23 to 9/12...the streak, in terms of innings, was the second-longest by a National League reliever in 2014, behind only Jean Machi's-SF 25.1-inning scoreless streak from 4/16 – 6/21.
- The streak was the longest by a Padre since Kevin Correia also had a 23.1-inning streak in 2009 and the longest by a Padre reliever since Cla Meredith had a franchise-best 33.2-inning streak in 2006...his 25-straight games without allowing a run was second-longest in team history, behind Meredith's 28 games.
- Stranded 42 of his 48 inherited runners (85.7%), the fifth-best rate in the National League and tied for eighth-best in Major League Baseball.
- Held the opposition scoreless in 51 of his 63 appearances and held his opponent hitless in 34 outings.
- Placed on the 15-day disabled list on 6/15 with right shoulder fatigue and missed 27 games...made two rehabilitation appearances for Single-A Lake Elsinore, pitching two scoreless innings, allowing two hits with a strikeout...was activated from the DL on 7/19.
- Limited right-handed hitters to a .190 batting average (24-for-126) while lefties hit .274 (20-for-73) against him.
- Posted a 0-2 record with a 5.67 ERA (17 ER, 27.0 IP) in 30 appearances during the first half of the season compared to a 1-0 record with 1.61 ERA (5 ER, 28.0 IP) during the second half, after being reinstated from the DL on July 19.

2013: Opened the season with Triple-A Tucson, but made 45 appearances for the Padres as a late-inning reliever.

- Had two stints with the Padres: 5/30-31 and 6/11-end of the season.
- Limited opposing hitters to a .202 (33-for-163) batting average, 15th-best in the National League amongst relievers.
- Limited right-handers to a .122 (11-for-90) batting average, the second-best mark in the Majors behind Craig Kimbrel-ATL (.116)...it was the fourth-best ever by a Padres pitcher vs. right handed batters (min. 75 at bats).
- His 2.14 ERA (11 ER, 46.1 IP) ranked ninth in the National League amongst relievers (min. 45.0 IP).
- Had a 0.36 ERA (1 ER, 25.1 IP) at Petco Park, the lowest single-season ERA at the park (min. 25.0 IP).
- Earned the first save of his career on 6/12 vs. ATL, striking out Justin Upton who represented the go-ahead run.

2012: Split the season between the minor leagues and four stints the Padres, seeing his first Major League action with 27 relief appearances for San Diego.

- Began the season on the DL in the minor leagues...reinstated on 5/10 to pitch with Triple-A Tucson.
- Was recalled from Triple-A Tucson for his first Major League stint on 5/18 but optioned back on 5/20 without having made his debut.
- Recalled for a second stint with San Diego on 6/26 from Double-A San Antonio.
- Made his Major League debut on 5/26 at HOU, working 2.0 scoreless innings.
- Earned his first Major League victory in his second career outing on 6/28 at HOU.
- Went 1-0 with a 0.42 ERA (1 ER, 21.2 IP), a .171 (13-for-76) opponents batting average and 23 strikeouts against just five walks over his final 23 outings from 7/16 through the end of the season.

Vincent continued:

- From the time of his fourth and final recall on 8/18 through the end of the season, his 0.49 ERA (1 ER, 18.1 IP) was the fifth-best ERA among all big league pitchers with a minimum of 15.0 innings over that stretch, second-best among NL pitchers.
- Worked scoreless ball in 23 of his 27 outings overall for San Diego, including 22 of his final 23 outings.
- Held big league hitters to a .198 (19-for-96) average, including a .139 (5-for-36) average against left-handers and a .233 (14-for-60) mark against right-handed hitters.
- Worked scoreless ball in 12 of 13 outings at Petco Park, posting a 0.68 ERA (1 ER, 13.1 IP) at home against a 2.77 ERA (4 ER, 13.0 IP) in 14 outings on the road.

2011: Spent the entire season with Double-A San Antonio, making 66 relief appearances for the Texas League champs.

- Named to the Texas League mid-season All-Star Team.
- Averaged over a strikeout per inning with 89 in 79.1 IP...posted a 4.45 strikeout/walk ratio.
- Recorded a sub-1.000 WHIP (0.933) for the first time in his minor league career.

2010: Posted a career-best 1.87 ERA in 48 games (one start) for Single-A Lake Elsinore.**2009: Spent the entire season with Single-A Lake Elsinore, making 59 relief appearances.**

- Marked his first full season as a reliever, recording 24 games finished.

2008: Spent the majority of the season at Short-Season Eugene, also making one start for Triple-A Portland.**PERSONAL**

Nicholas James Vincent...married to Jackie...graduate of Ramona (CA) High School...attended both Palomar Junior College and Long Beach State University...originally signed by Padres' scout Brendan Hause.

NICK VINCENT'S CAREER PITCHING RECORD

YR	CLUB	W-L	ERA	G	GS	CG	SHO	SV	IP	H	R	ER	HR	HB	BB	SO	WP	BK	AVG
2008	Eugene (A)	3-3	5.40	16	8	0	0	2	43.1	42	32	26	6	2	20	38	3	0	.259
	Portland (AAA)	0-1	5.40	1	1	0	0	0	5.0	2	4	3	1	1	4	0	0	.118	
2009	Lake Elsinore (A)	4-2	3.08	59	0	0	0	2	64.1	66	27	22	3	1	18	74	0	0	.266
2010	Lake Elsinore (A)	4-0	1.87	48	1	0	0	0	81.2	60	24	17	7	5	23	76	1	1	.201
2011	San Antonio (AA)	8-2	2.27	66	0	0	0	3	79.1	54	20	20	6	3	20	89	1	0	.196
2012	Tucson (AAA)	1-1	5.82	23	0	0	0	2	21.2	27	14	14	2	2	11	19	1	0	.314
	San Antonio (AA)	1-0	1.86	9	0	0	0	0	9.2	4	2	2	0	1	0	15	0	0	.121
	SAN DIEGO	2-0	1.71	27	0	0	0	0	26.1	19	5	5	2	1	7	28	1	0	.198
	Tucson (AAA)	4-3	3.55	24	0	0	0	0	25.1	26	11	10	4	1	12	24	1	0	.257
2013	SAN DIEGO	6-3	2.14	45	0	0	0	1	46.1	33	11	11	1	2	11	49	0	0	.202
	SAN DIEGO	1-2	3.60	63	0	0	0	0	55.0	44	22	22	5	2	11	62	1	0	.221
	Lake Elsinore (A)@	0-0	0.00	2	0	0	0	0	2.0	2	0	0	0	0	0	1	0	0	.286
2015	SAN DIEGO	0-1	2.35	26	0	0	0	0	23.0	25	8	6	0	0	10	22	0	0	.281
	El Paso (AAA)	5-3	3.04	40	0	0	0	1	50.1	48	21	17	5	0	15	68	0	0	.254
Major League Totals		9-6	2.63	161	0	0	0	1	150.2	121	46	44	8	5	39	161	2	0	.221
Minor League Totals		30-15	3.08	288	10	0	0	10	382.2	331	155	131	34	16	120	408	7	1	.233

*Led league +Tied for league lead @Rehab assignment

2015 AND CAREER BATTING RECORD

YR	CLUB	AVG	G	AB	R	H	2B	3B	HR	RBI	SH	SF	HP	BB	SO	SB	CS	OBP	SLG
2015	SAN DIEGO	.000	25	0	0	0	0	0	0	0	0	0	0	0	0	0	0	.000	.000
Major League Totals		.000	155	2	0	0	0	0	0	0	0	0	0	0	2	0	0	.000	.000

CAREER FIELDING

POSITION	PCT.	G	PO	A	E	TC	DP
Pitcher	.931	161	7	20	2	29	2

SINGLE-GAME HIGHS

INNINGS PITCHED.....3.0 IP, May 31, 2013 vs. Toronto
 LOW-HIT COMPLETE GAME.....None
 STRIKEOUTS.....4, June 15, 2015 vs. Oakland
 MOST HITS ALLOWED.....4, twice, last June 2, 2014 vs. Pittsburgh
 MOST RUNS ALLOWED.....4, July 25, 2013 at Milwaukee
 MOST WALKS ALLOWED.....2, three times, last September 11, 2013 at Philadelphia
 MOST HOME RUNS ALLOWED.....1, eight times, last June 11, 2014 at Philadelphia
 CAREER WINNING STREAK.....Four games, June 28, 2012 - June 20, 2013
 CAREER 10-STRIKEOUT GAMES.....None
 CAREER HOME RUNS HIT.....None

CAREER TRANSACTIONS

2008.....Signed by the San Diego Padres as an 18th-round selection in the First-Year Player Draft.



@brettwallace29

BRETT WALLACE

INFIELDER

39**BATS/THROWS:** L/R**OPENING DAY AGE:** 29**BORN:** August 26, 1986 in Marin, CA**RESIDENCE:** Phoenix, AZ**ACQUIRED:** Signed as a minor league free agent: December 15, 2014**CONTRACT STATUS:** Signed through 2015**HEIGHT/WEIGHT:** 6-2/251**SERVICE TIME:** 3.003**CAREER**

2015: In his first year with the Padres played in 64 games, hitting a career-best .302 with five home runs and 16 RBI after signing as a minor league free agent the previous offseason.

- Of his 64 games for San Diego, only 12 were starts, with nine at first base, two as the designated hitter and one at third base.
- Worked primarily as a pinch-hitter for the Padres, hitting .349 (15-53) with four home runs and 12 RBI over 50 pinch-hit appearances...his .349 average was the second-best pinch-hit average in the Majors while his four pinch-hit home runs and 12 RBI in the pinch led the Majors.
- His four pinch-hit home runs were the most by a Padre since Matt Stairs also hit four in 2010...only one other Padre had ever had more than four pinch-hit home runs in a season, Jerry Turner with five in 1978.
- Began the year with Triple-A El Paso, signing with the Padres as a minor league free agent prior to the start of the season...was selected from El Paso on 6/19, spending the remainder of the season with the Major League club.
- Made his Padres debut with a pinch-hit appearance that day on 6/19 at ARI, his first appearance in the Majors since 2013 with the Houston Astros.
- On 9/8 vs. COL he came up with his first career walk-off RBI, a fielders choice in the ninth to score Cory Spangenberg.
- With runners in scoring position for San Diego he hit .333 (10-30), including .353 (6-17) with RISP and two outs.
- Had a string of nine consecutive hits coming as pinch-hits from 7/31-9/1, the longest such streak by a Padre since Terrance Long also had nine straight as a pinch-hitter in 2004.

2014: Did not appear in a Major League game for the first time since 2009 as he split the season between Baltimore and Toronto's Triple-A clubs.

- Opened Spring Training with the Astros, but was released on 3/12.
- Signed a with the Orioles on 3/23 and appeared in 90 games for Triple-A Norfolk, hitting .265 with 10 homers and 25 RBI.
- Was acquired by Toronto for cash considerations on 7/14 and appeared in 38 games for Triple-A Buffalo, hitting .323 with seven homers and 23 RBI for the Bisons.

2013: Set career-highs in homers (13) and slugging percentage (.431) with Houston after playing in 79 Major League games.

- Made the club out of Spring Training but was optioned to Triple-A Oklahoma City on 4/18 after going 1-for-24 in his first seven games.
- Hit .326 (76-for-233) with 16 doubles, 11 homers, 37 RBI and a .952 OPS (.398 OBP, .554 SLG) in 60 games with OKC.
- Was recalled on 6/25 and stayed in Houston through the remainder of the season...collected 14 doubles, 13 homers, 34 RBI and a .471 SLG in 72 games after his final recall to Houston.
- During his second stint in the big leagues, 28 of his 57 hits (49%) went for extra bases.
- Started 58 games at first base, eight games at third base and five at designated hitter.

2012: Spent the majority of the season with Triple-A Oklahoma City but also appeared in 66 games with Houston.

- Started the season with OKC and was promoted to Houston on 6/3...was optioned back to OKC on 6/19...was recalled again on 7/30 and remained with the club for the remainder of the season, playing 55 games in his final stint with the Astros.
- Played in 86 minor league games with Oklahoma City...hit .300 (93-for-310) with the RedHawks over the course of two stints with the club (4/5-6/2 and 6/19-7/28)...recorded 57 RBI and 16 HR during that span.
- In 66 games with the Astros, posted a .253 batting average (58-for-229) with 10 doubles, one triple, nine homers, 24 RBI and 24 runs scored.

2011: Set career-highs in almost every offensive category in a career-most 115 games over two stints with HOU.

- Set career marks in at-bats (336), runs (37), hits (87), doubles (22), homers (five), RBI (29), walks (36) and batting average (.259)
- Made his first career Opening Day start and appeared in 101 games before being optioned to Triple-A OKC on 7/31...was recalled by Houston on 9/2 and appeared in 14 games.
- Hit .388 (33-for-85) with nine RBI in 26 games in April, which ranked as the third-highest batting average in franchise history for the month and ranked tied for third in the NL.
- In 28 games for Oklahoma City, hit .356 (37-for-104) with a .437 OBP, 10 doubles, one homer and 24 RBI.
- Finished the Spring tied for second in the Grapefruit League in RBI (18) and tied for eighth in batting average (.377).
- Following the season, played in 20 games for Leones del Escogido of the Dominican Winter League and hit .173 (9-for-52) with two doubles, two homers and nine RBI in 20 games.

QUICK HIT

- **First MLB Hit:** August 1, 2010 vs. MIL, single off Randy Wolf
- **First MLB Home Run:** September 7, 2010 at CHI, solo off Carlos Silva

2010: Saw action in 51 games for Houston, including 41 starts at first base, the most starts by an Astros rookie at that position since Jeff Bagwell started 155 games in 1991.

- Began the year in Toronto's system at Triple-A Las Vegas before being traded to Houston in exchange for OF Anthony Gose on 7/29...although a separate deal, Wallace was part of the Astros-Phillies Roy Oswalt trade...Oswalt was traded for LHP J.A. Happ, IF Jonathan Villar and Gose...Gose was subsequently dealt to Toronto for Wallace.
- Hit .301 (116-for-385) with Las Vegas with 18 homers with 61 RBI and was named a Pacific Coast League All-Star.
- When acquired, was assigned to Triple-A Round Rock but did not appear in a game...his contract was purchased by HOU on 7/31, the same day the club traded first baseman Lance Berkman...made his Major League debut that night.
- Despite appearing in just 51 games, led the club with seven HBP...total ranked fourth in the NL after the All-Star Break.
- Hit his first Major League home run on 9/7 at CHI off RHP Carlos Silva.

2009: Overall hit .293 with 26 doubles, 20 home runs and 63 RBI over three minor league levels and 138 games.

- Started the season with Springfield, where he played in 32 games before being promoted to Triple-A Memphis on 5/3.
- Appeared in 62 games for Memphis, hitting .293 with 11 doubles, six home runs and 19 RBI.
- Selected to the US Roster for the SiriusXM Futures Game at Busch Stadium in St. Louis.
- Acquired by Oakland along with RHP Clayton Mortensen and INF Shane Peterson in exchange for OF Matt Holliday on 7/24.
- Was assigned to Triple-A Sacramento of the Pacific Coast League in the A's organization where he closed out his season playing in 44 games...hit nine home runs as part of 19 extra-base hits at Sacramento.
- Following the season on 12/16, was dealt to Toronto in exchange for OF Michael Taylor.

2008: Made his professional debut across two minor league levels after being selected by St. Louis in the first round (13th overall) of the First-Year Player Draft.

- After being drafted reported to Single-A Quad Cities in July and hit .327 in 41 games.
- Transferred to Double-A Springfield on 8/19...hit in nine straight upon arriving at Springfield and had six multi-hit games.
- Following the season, played for the Peoria at the Arizona Fall League and was named to the All-Prospect Team.

PERSONAL

Brett Alexander Wallace...married to Taylor...graduated from Justin-Siena High School (CA) and went on to attend Arizona State University...at ASU, was a First-Team All-American in both 2007 and 2008...named Pac-10 Player of the Year in his sophomore and junior seasons (2007-08), just the fifth player in conference history to win the award in consecutive seasons...captured the Pac-10 Triple Crown both seasons and led the Sun Devils to the College World Series in 2007.

BRETT WALLACE'S CAREER BATTING RECORD

YR	CLUB	AVG	G	AB	R	H	2B	3B	HR	RBI	SH	SF	HP	BB	SO	SB	CS	OBP	SLG	E
2008	Quad Cities (A)	.327	41	153	28	50	8	1	5	25	0	0	7	17	32	0	0	.418	.490	5
	Springfield (AA)	.367	13	49	13	18	5	0	3	11	0	0	6	2	7	0	0	.456	.653	1
2009	Springfield (AA)	.281	32	128	22	36	5	0	5	16	0	0	8	18	34	0	0	.403	.438	2
	Memphis (AAA)	.293	62	222	22	65	11	0	6	19	0	2	4	15	42	0	1	.346	.423	10
	Sacramento (AAA)	.302	44	182	32	55	10	0	9	28	0	2	5	14	40	1	1	.365	.505	7
2010	Las Vegas (AAA)	.301	95	385	64	116	24	1	18	61	0	2	9	27	83	1	1	.359	.509	6
	HOUSTON	.222	51	144	14	32	6	1	2	13	0	0	7	8	50	0	0	.296	.319	3
2011	HOUSTON	.259	115	336	37	87	22	0	5	29	1	2	3	36	91	1	1	.334	.369	6
	Oklahoma City (AAA)	.356	28	104	16	37	10	0	1	24	0	4	3	15	28	1	0	.437	.481	1
2012	Oklahoma City (AAA)	.300	86	310	54	93	16	0	16	57	0	1	13	27	87	0	1	.379	.506	15
	HOUSTON	.253	66	229	24	58	10	1	9	24	0	1	6	18	73	0	0	.323	.424	7
2013	HOUSTON	.221	79	262	35	58	14	1	13	36	0	0	5	18	104	1	1	.284	.431	4
	Oklahoma City (AAA)	.326	60	233	36	76	16	2	11	37	0	0	4	24	69	1	0	.398	.554	5
2014	Norfolk (AAA)	.265	90	339	50	90	12	0	10	35	0	2	4	29	98	0	1	.329	.389	6
	Buffalo (AAA)	.323	38	133	12	43	5	0	7	23	0	0	3	15	33	0	0	.404	.519	2
2015	El Paso (AAA)	.305	61	239	34	73	13	0	8	37	0	2	6	24	56	1	0	.380	.460	12
	SAN DIEGO	.302	64	96	14	29	6	0	5	16	0	0	1	10	31	0	0	.374	.521	1
Major League Totals		.247	375	1067	124	264	58	3	34	118	1	3	22	90	349	2	2	.318	.403	23
Minor League Totals		.304	650	2477	383	752	135	4	99	373	0	15	72	227	609	5	5	.377	.481	72

CAREER FIELDING

POSITION	PCT.	G	PO	A	E	TC	DP
First Base	.991	280	1980	192	20	2192	190
Third Base	.909	22	6	24	3	33	6
Career Totals	.990	310	1986	216	23	2225	196

SINGLE-GAME HIGHS

HITTING STREAK.....	11 games, April 19 - May 3, 2011
HITS.....	4, July 10, 2013 at St. Louis
DOUBLES.....	2, six times, last August 23, 2013 vs. Toronto
RBI.....	4, July 4, 2013 at Tampa Bay
RUNS SCORED.....	3, twice, last September 1, 2015 vs. Texas
WALKS.....	3, June 16, 2011 vs. Pittsburgh
STRIKEOUTS.....	4, three times, last September 19, 2013 at Cleveland
CAREER WALK-OFF HITS.....	None

HOME RUNS

CAREER MULTI-HOME RUN GAMES (2).....	August 1, 2012 at Milwaukee (Mike Fiers and Mike McClendon)
	July 4, 2013 vs. Tampa Bay (Chris Archer and Joel Peralta)
CAREER GRAND SLAMS.....	None
CAREER PINCH-HIT.....	None

CAREER TRANSACTIONS

2005.....	Selected by the Toronto Blue Jays in the 42nd-round of the First-Year Player Draft but did not sign.
2008.....	Signed by the St. Louis Cardinals as a first-round (13th overall) selection in the First-Year Player Draft.
2009.....	Acquired by the Oakland Athletics from the Cardinals along with RHP Clayton Mortensen and INF Shane Peterson in exchange for OF Matt Holliday, July 24.
2009.....	Acquired by the Toronto Blue Jays in exchange for OF Michael Taylor, December 16.
2010.....	Acquired by the Houston Astros in exchange for OF Anthony Gose, July 29.
2014.....	Signed by the Baltimore Orioles as a minor league free agent, March 23.
2014.....	Acquired by the Toronto Blue Jays for cash considerations, July 14.
2014.....	Signed by the San Diego Padres as a minor league free agent, December 15.



JEMILE WEEKS

INFIELDER/OUTFIELDER



BATS/THROWS: S/R

OPENING DAY AGE: 29

BORN: January 26, 1987 in Orlando, FL

RESIDENCE: Orlando, FL

ACQUIRED: Signed as a minor league free agent: January 14, 2016

CONTRACT STATUS: Signed through 2016

HEIGHT/WEIGHT: 5-9/170

SERVICE TIME: 2.017

NON-ROSTER INVITEE

CAREER

2015: Played in three games for Boston while playing the majority of the season with Triple-A Pawtucket where he hit .204 (48-for-235) in 72 games played.

- Began the season with Pawtucket before having his contract selected by Boston on 7/26...played in three games before being designated for assignment on 7/29 and outrighted back to Pawtucket on 7/31.

2014: Played the majority of the season with Triple-A Norfolk in the Orioles organization, including three games for the Major League team, before being acquired by the Red Sox at the end of August and playing in 14 games for the Red Sox where he hit .308 (8-for-26).

- Acquired by Boston on 8/30 with INF Ivan de Jesus Jr. in exchange for INF/OF Kelly Johnson and INF Michael Almanzar.
- Made his Red Sox debut as a pinch runner on 9/1.
- Combined to hit .303 (71-for-234) in the Orioles' minor league system.
- Following the season played in two games for Mayaguez of the Puerto Rican Winter League.

2013: Spent the majority of the season with Triple-A Sacramento before also playing in eight games for Oakland.

- With Sacramento he hit .271 (141-for-520) with 33 extra-base hits and 96 runs scored in 130 games...played 45 games at second base, 25 in center field and 23 at shortstop.

- Ranked among Pacific Coast League leaders in walks (2nd), runs (2nd), triples (T-3rd) and hits (8th).

2012: Played in 118 games for Oakland, hitting .221 (98-for-444) in his second Big League season.

- Started 111 of the A's first 121 games at second base, hitting .220 with two home runs and 20 RBI in 113 games overall when he was optioned to Sacramento on 8/21.
- Played in his 100th career game on 4/6 vs. SEA, collecting 126 hits over that span, the second-most in club history through 100 games since 1916 (Wally Moses, 134 with the Philadelphia A's in 1935-36).
- Went 0-for-7 on 7/30 vs. TB but hit a walk-off sacrifice fly in the bottom of the 15th inning, his first career game-ending RBI...became the second player in Oakland history to go hitless in at least seven at-bats but still drive in a run (Matt Holliday, 5/3/09 at SEA).
- Played in 10 regular season games for Sacramento and five postseason games before being recalled by Oakland on 9/10, spending the remainder of the season with the Big League club.

2011: Made his Major League debut for Oakland, appearing in 97 games total for the A's after being selected on 6/7 from Triple-A Sacramento...hit .303 for Oakland, the best average among American League rookies with at least 350 PA, while his .340 on-base percentage was third highest in the league among rookies.

- Started 96 of the A's final 101 games at second base.
- Had the second best average in Oakland history by a rookie to only Mitchell Page, who hit .307 in 1977 (min. 350 PA).
- His 123 hits and 26 doubles were the most by an Athletic with fewer than 100 games since Doc Cramer had 129 hits and 27 doubles in 92 games for the 1932 Philadelphia A's.
- Hit .395 with runners in scoring position, the best among Major League hitters with at least 75 PA with RISP.
- Started 84 of the A's final 91 games in the leadoff spot and hit .299 in 85 starts overall batting first...ranked third among AL leadoff hitters in batting average.
- Selected from Sacramento on 6/7 and made his Major League debut at Baltimore that day, batting leadoff.
- Named co-winner of the American League Rookie of the Month Award for June, sharing the honor with Ben Revere (MIN) after hitting .309 with seven doubles, two triples and six stolen bases in 21 games.
- Had a career-high 11 game hitting streak from 8/24-9/3, going 17-for-46 (.370).
- Stole three bases in the first game of a doubleheader on 8/27 at BOS to tie the Oakland single-game record for steals by a rookie.

2010: Spent most of the season with Double-A Midland, missing two months while on the disabled list with a strained left hip.

- Placed on the disabled list on 5/7 and was out of action until 7/7 when he began a rehab stint with the Arizona Summer League A's...reinstated from the disabled list on 7/21 and returned to Midland.
- Named Oakland's fifth best prospect by *Baseball America* following the season.
- Played in three postseason games for Midland.

QUICK HIT

- **First MLB Hit:** June 8, 2011 at BAL, double off Zach Britton
- **First MLB Home Run:** September 22, 2011 vs. TEX, solo off Colby Lewis

2009: Combined to hit .278 with nine home runs and 44 RBI in 80 games with Single-A Stockton and Double-A Midland after spending the first two months of the season on the disabled list with a strained left hip.

- Was hitting .299 with a .385 OBP in 50 games for Stockton before being promoted to Midland on 8/3.
- Reinstated from the disabled list on 5/27 and hit safely in each of his first 22 games (.400, 36-for-90).
- Played for the U.S. Team in the All-Star Futures Game on 7/13 at St. Louis and went 0-for-2.
- Hit .290 with two home runs and eight RBI in eight postseason games to help Midland win the Texas League title.
- Played for Phoenix in the Arizona Fall League after the season and hit .241 in 21 games...played in the AFL Rising Stars Game and was named to the AFL Top Prospects Team as the second baseman.

2008: Made his professional debut with Single-A Kane County, hitting .297 (22-for-73) in 19 games.

- Placed on the disabled list on 8/14 with a strained left hip and missed the remainder of the season.

PERSONAL

Jemile Nykiwa Weeks...has two daughters, Jayla and Jemila...graduated from Lake Brantley (FL) High School in 2005...was a First Team All-State selection as a senior...attended the University of Miami where he was a First Team All-American selection by *Collegiate Baseball* and First Team All-ACC in 2008...was a Louisville Slugger Freshman All-American selection in 2006...is the younger brother of Major League Rickie Weeks...originally signed by Oakland Athletics' scout Trevor Schaffer.

JEMILE WEEKS'S CAREER BATTING RECORD

YR	CLUB	AVG	G	AB	R	H	2B	3B	HR	RBI	SH	SF	HP	BB	SO	SB	CS	OBP	SLG	E
2008	Kane County (A)	.297	19	74	11	22	3	1	1	8	0	0	3	13	12	6	2	.422	.405	8
2009	Stockton (A)	.299	50	201	29	60	9	2	7	31	1	1	3	26	40	5	1	.385	.468	3
	Midland (AA)	.238	30	105	10	25	5	0	2	13	4	3	1	10	16	4	0	.303	.343	3
2010	Midland (AA)	.267	67	273	43	73	14	7	3	33	2	6	3	28	37	11	6	.335	.403	9
	AZL Athletics (R)@	.306	10	36	9	11	2	1	0	1	0	0	1	7	4	5	1	.432	.417	1
2011	Sacramento (AAA)	.321	45	184	30	59	6	4	3	22	1	1	2	29	32	10	4	.417	.446	7
	OAKLAND	.303	97	406	50	123	26	8	2	36	2	4	4	21	62	22	11	.340	.421	13
2012	OAKLAND	.221	118	444	54	98	15	8	2	20	9	3	5	50	70	16	5	.305	.304	11
	Sacramento (AAA)	.333	10	45	5	15	4	0	0	10	0	0	0	6	8	1	0	.412	.422	3
2013	Sacramento (AAA)	.271	130	520	96	141	19	10	4	40	5	1	8	80	99	17	2	.376	.369	12
	OAKLAND	.111	8	9	3	1	0	0	0	0	0	0	0	0	5	0	0	.111	.111	0
2014	Norfolk (AAA)	.280	63	207	29	58	12	4	1	19	7	3	3	37	30	8	4	.392	.391	11
	BALTIMORE	.273	3	11	2	3	0	1	0	0	2	0	0	0	0	0	0	.273	.455	0
	Aberdeen (A)	.364	3	11	1	4	1	0	0	0	0	0	0	2	1	1	0	.462	.455	0
	GCL Orioles (R)@	.563	5	16	5	9	3	1	0	3	0	0	0	3	3	1	0	.632	.875	1
	BOSTON	.308	14	26	6	8	3	0	0	3	0	1	1	4	2	2	0	.406	.423	0
2015	Pawtucket (AAA)	.204	70	235	25	48	11	2	1	6	0	0	2	29	53	7	0	.297	.281	10
	Lowell (A)@	.286	2	7	2	2	0	0	0	3	0	0	0	1	0	0	0	.375	.286	0
	BOSTON	.333	3	9	1	3	0	0	0	1	0	0	0	0	2	0	0	.333	.333	0
Major League Totals		.261	243	905	116	236	44	17	4	60	13	8	10	75	141	40	16	.322	.360	24
Minor League Totals		.275	504	1914	295	527	89	32	22	189	20	15	26	271	335	76	20	.370	.390	68

*Led league +Tied for league lead @Rehab assignment

CAREER FIELDING

POSITION	PCT.	G	PO	A	E	TC	DP
Second Base	.975	223	347	582	24	953	116
Shortstop	1.000	3	3	8	0	11	2
Center Field	1.000	2	2	0	0	2	0
Career Totals	.975	233	352	590	24	966	118

SINGLE-GAME HIGHS

HITTING STREAK.....11 games, August 24 - September 3, 2011
 HITS.....4, September 7, 2011 vs. Kansas City
 DOUBLES.....2, three times, last September 12, 2014 at Kansas City
 HOME RUNS.....1, four times, last April 13, 2012 at Seattle
 RBI.....3, twice, last July 27, 2011 vs. Tampa Bay
 RUNS SCORED.....3, six times, last July 15, 2012 at Minnesota
 WALKS.....3, June 19, 2012 vs. Los Angeles (NL)
 STOLEN BASES.....3, August 27, 2011 at Boston
 STRIKEOUTS.....3, three times, last September 29, 2013 at Seattle

HOME RUNS

CAREER WALK-OFF HITS.....None
 CAREER MULTI-HOME RUN GAMES.....None
 CAREER GRAND SLAMS.....None
 CAREER PINCH-HIT.....None
 CAREER WALK-OFFS.....None
 CAREER LEADOFF (1).....September 23, 2011 at Los Angeles (AL) (Jered Weaver)

CAREER TRANSACTIONS

2005.....Selected by the Milwaukee Brewers in the eighth round of the First-Year Player Draft (did not sign).
 2008.....Signed by the Oakland Athletics as a first-round (12th overall) selection in the First-Year Player Draft.
 2013.....Acquired by the Baltimore Orioles from Oakland with C David Freitas in exchange for RHP Jim Johnson, December 2.
 2014.....Acquired by the Boston Red Sox from Baltimore with INF Ivan de Jesus in exchange for INF Michael Almanzar and INF/OF Kelly Johnson, August 30.
 2016.....Signed by the San Diego Padres as a minor league free agent, January 14.



40-MAN ROSTER

Executive Vice President/GM

A.J. Preller

Head Athletic Trainer

Mark Rogow

Assistant Trainers

Paul Navarro

Will Sinon

Strength & Conditioning Coach

Brett McCabe

Major League Staff Coordinator

65-Casey Myers



Director of Team Travel

Brian Prilaman

Manager, Equipment & Clubhouse

Spencer Dallin

Team Physicians

Scripps Clinic Medical Staff

Bullpen Catchers

80-Justin Hatcher

81-Griffin Benedict

Manager

14-Andy Green

Coaches

36-Darren Balsley (Pitching Coach), 45-Doug Bochtler (Bullpen Coach), 20-Tarrik Brock (First Base Coach),

30-Glenn Hoffman (Third Base Coach), 25-Mark McGwire (Bench Coach),

7-Eddie Rodriguez (Coach), 22-Alan Zinter (Hitting Coach)

NO.	PITCHERS (22)	B/T	HT.	WT.	BORN	BIRTHPLACE
77	Baumann, Buddy	L/L	5-10	175	12-09-87	Chicago, IL
79	Buchter, Ryan	L/L	6-3	250	02-13-87	Reading, PA
57	Campos, Leonel	R/R	6-3	185	07-17-87	Valera, Venezuela
34	Cashner, Andrew	R/R	6-6	219	09-11-86	Conroe, TX
43	Edwards, Jon	R/R	6-5	235	01-08-88	Chicago, IL
41	Erlin, Robbie	R/L	6-0	190	10-08-90	Oakland, CA
74	Guerrero, Tayron	R/R	6-7	189	01-09-91	Boca Chica, Columbia
49	Martin, Josh	R/R	6-5	230	12-30-89	Enterprise, AL
37	Maurer, Brandon	R/R	6-5	220	07-03-90	Newport Beach, CA
47	Mazzoni, Cory	R/R	6-1	200	10-19-89	Evans City, PA
61	Perdomo, Luis	R/R	6-2	159	05-09-93	Santo Domingo, DR
13	Pomeranz, Drew	R/L	6-5	240	11-22-88	Collierville, TN
59	Quackenbush, Kevin	R/R	6-4	219	11-28-88	Land O'Lakes, FL
29	Rea, Colin	R/R	6-5	220	07-01-90	Cascade, IA
56	Rodney, Fernando	R/R	5-11	220	03-18-77	Samana, DR
38	Ross, Tyson	R/R	6-5	223	04-22-87	Berkeley, CA
33	Shields, James	R/R	6-3	215	12-20-81	Newhall, CA
52	Smith, Blake	L/R	6-2	225	12-09-87	Modesto, CA
76	Torres, Jose	L/L	6-2	175	09-24-93	Caracas, Venezuela
75	Vargas, Cesar	R/R	6-1	160	12-30-91	Puebla, Mexico
23	Villanueva, Carlos	R/R	6-2	215	11-28-83	Santiago, DR
50	Vincent, Nick	R/R	5-11	181	07-12-86	Poway, CA

NO.	CATCHERS (3)	B/T	HT.	WT.	BORN	BIRTHPLACE
12	Bethancourt, Christian	R/R	6-2	205	09-21-91	Panama City, Panama
18	Hedges, Austin	R/R	6-1	200	08-18-92	San Juan Capistrano, CA
3	Norris, Derek	R/R	6-0	210	02-14-89	Goddard, KS

NO.	INFIELDERS (8)	B/T	HT.	WT.	BORN	BIRTHPLACE
5	Amarista, Alexi	L/R	5-6	152	04-06-89	Barcelona, VZ
4	Myers, Wil	R/R	6-3	205	12-10-90	Thomasville, NC
73	Pirela, Jose	R/R	5-11	215	11-21-89	Valera, Venezuela
10	Ramirez, Alexei	R/R	6-2	180	09-22-81	Pinar del Rio, Cuba
72	Rondon, Jose	R/R	6-1	160	03-03-94	Villa de Cura, Venezuela
26	Solarte, Yangervis	S/R	5-11	195	07-07-87	Valencia, Venezuela
15	Spangenberg, Cory	L/R	6-0	196	03-16-91	Clarks Summit, PA
39	Wallace, Brett	L/R	6-2	235	08-26-86	Marin, CA

NO.	OUTFIELDERS (7)	B/T	HT.	WT.	BORN	BIRTHPLACE
62	Blash, Jabari	R/R	6-5	224	07-04-89	St. Thomas, U.S. Virgin Islands
1	Dickerson, Alex	L/L	6-3	230	05-26-90	Poway, CA
16	Jankowski, Travis	L/R	6-2	190	06-15-91	Lancaster, PA
24	Jay, Jon	L/L	5-11	195	03-15-85	Miami, FL
27	Kemp, Matt	R/R	6-4	215	09-23-84	Midwest City, OK
70	Margot, Manuel	R/R	5-11	180	09-28-94	San Cristobal, DR
2	Upton, Melvin Jr.	R/R	6-3	185	08-21-84	Norfolk, VA

BUILDING THE 40-MAN ROSTER

FIRST-YEAR PLAYER DRAFT (6)

Player	Draft Year	Round
Austin Hedges	2011	Second
Travis Jankowski	2012	Comp. A (44th overall)
Kevin Quackenbush	2011	Eighth
Colin Rea	2011	12th
Cory Spangenberg	2011	First (10th overall)
Nick Vincent	2008	18th

NON-DRAFTED FREE AGENTS (2)

Player	Signing Date
Leonel Campos	12-21-10
Tayron Guerrero	12-18-09

RULE 5 DRAFT SELECTIONS (2)

Player	Rule 5 Draft
Josh Martin	2015 - From CLE
Blake Smith	2015 - From CWS

MAJOR LEAGUE FREE AGENT (6)

Player	Date
Buddy Baumann	12-21-15
Alexei Ramirez	01-22-16
Fernando Rodney	02-04-16
James Shields	02-11-15
Cesar Vargas	11-20-15
Carlos Villanueva	01-14-16

MINOR LEAGUE FREE AGENT (2)

Player	Date
Ryan Buchter	12-08-15
Brett Wallace	12-15-14

ACQUIRED VIA TRADE (22)

Player Acquired	From	Date	Players Involved
Alexi Amarista	Los Angeles-AL	05-03-12	With Donn Roach in exchange for Ernesto Frieri
Christian Bethancourt	Atlanta	12-10-15	In exchange for RHP Casey Kelly and C Ricardo Rodriguez
Jabari Blash	Oakland	12-10-15	As PTBNL to complete 12-02-15 trade with LHP Drew Pomeranz and LHP Jose Torres in exchange for INF Yonder Alonso and LHP Marc Rzepczynski
Andrew Cashner	Chicago-NL	01-06-12	With Kyung-Min Na in exchange for Anthony Rizzo and Zach Cates
Alex Dickerson	Pittsburgh	11-25-13	In exchange for Miles Mikolas and Jaff Decker
Jon Edwards	Texas	08-21-15	With Marcus Greene Jr. as PTBNL to complete 08-18-15 trade for OF Will Venable
Robbie Erlin	Texas	07-31-11	With Joe Wieland in exchange for Mike Adams
Jon Jay	St. Louis	12-08-15	In exchange for INF Jedd Gyorko and cash considerations
Matt Kemp	Los Angeles-NL	12-18-14	With Tim Federowicz and cash considerations in exchange for Zach Eflin, Yasmani Granal and Joe Wieland
Manuel Margot	Boston	11-13-15	With INF Javier Guerra, INF Carlos Asuaje and LHP Logan Allen in exchange for RHP Craig Kimbrel
Brandon Maurer	Seattle	12-30-14	In exchange for Seth Smith
Cory Mazzoni	New York-NL	03-30-15	With a PTBNL (LHP Brad Wieck) in exchange for LHP Alex Torres
Wil Myers	Tampa Bay	12-19-14	With Jose Castillo, Gerardo Reyes and Ryan Hanigan as part of a three-team trade, sending Jake Bauers, Rene Rivera and Burch Smith to Tampa Bay and Joe Ross as PTBNL to Washington
Derek Norris	Oakland	12-18-14	With Seth Streich and cash considerations for R.J. Alvarez and Jesse Hahn
Luis Perdomo	Colorado	12-10-15	In exchange for a PTBNL or cash considerations as a Rule 5 selection
Jose Pirela	New York-AL	11-11-15	In exchange for RHP Ronald Herrera
Drew Pomeranz	Oakland	12-02-15	With LHP Jose Torres and a PTBNL (OF Jabari Blash) in exchange for INF Yonder Alonso and LHP Marc Rzepczynski
Jose Rondon	Los Angeles-AL	07-19-14	With INF Taylor Lindsey, RHP Elliot Morris and RHP R.J. Alvarez in exchange for RHP Huston Street and RHP Trevor Gott
Tyson Ross	Oakland	11-16-12	With A.J. Kirby-Jones in exchange for Andrew Werner and Andy Parrino
Yanervis Solarte	New York-AL	07-22-14	With Rafael De Paula in exchange for Chase Headley and cash considerations
Jose Torres	Oakland	12-02-15	With LHP Drew Pomeranz and a PTBNL (OF Jabari Blash) in exchange for INF Yonder Alonso and LHP Marc Rzepczynski
Melvin Upton Jr.	Atlanta	04-05-15	With RHP Craig Kimbrel in exchange for RHP Matt Wisler, OF Cameron Maybin, OF Jordan Paroubek, OF Carlos Quentin and 2015 Comp. Balance Pick #41

NON-ROSTER INVITEES (20)

NO. PITCHERS (10)						
	B/T	HT.	WT.	BORN	BIRTHPLACE	RESIDENCE
84 Arias, Martires	R/R	6-10	208	11-10-90	Bani, D.R.	Bani, D.R.
85 Diaz, Luis	R/R	6-3	260	04-09-92	Valencia, VEN	Valencia, VEN
78 Dominguez, Jose	R/R	6-0	200	08-07-90	San Pedro de Macoris, D.R.	San Pedro de Macoris, D.R.
60 Garces, Frank	L/L	5-11	174	01-17-90	San Cristobal, D.R.	San Cristobal, D.R.
66 Helloweg, Johnny	R/R	6-7	235	10-29-88	Ann Arbor, MI	St. Charles, MO
53 Humber, Philip	R/R	6-3	214	12-21-82	Nacogdoches, TX	Tyler, TX
44 Janssen, Casey	R/R	6-4	208	09-17-81	Orange, CA	Manhattan Beach, CA
64 McCutchen, Daniel	R/R	6-2	217	09-26-82	McKinney, TX	New Braunfels, TX
21 Morrow, Brandon	R/R	6-3	205	07-26-84	Santa Rosa, CA	Scottsdale, AZ
82 Pimentel, Carlos	R/R	6-3	215	12-01-89	Santiago, D.R.	Santiago, D.R.
NO. CATCHERS (3)						
	B/T	HT.	WT.	BORN	BIRTHPLACE	RESIDENCE
58 Gale, Rocky	R/R	6-1	184	02-22-88	Portland, OR	Gresham, OR
67 Hagerty, Jason	S/R	6-3	227	09-13-87	St. Louis, MO	St. Louis, MO
11 Kratz, Erik	R/R	6-4	245	06-15-80	Telford, PA	Harrisonburg, VA
NO. INFIELERS (5)						
	B/T	HT.	WT.	BORN	BIRTHPLACE	RESIDENCE
63 Asuaje, Carlos	L/R	5-9	160	11-02-91	Barquisimeto, VEN	Weston, FL
28 Noonan, Nick	L/R	6-1	175	05-04-89	Poway, CA	San Diego, CA
9 Rosales, Adam	R/R	6-1	200	05-20-83	Chicago, IL	Phoenix, AZ
83 Schimpf, Ryan	L/R	5-9	180	04-11-88	New Orleans, LA	Covington, LA
8 Weeks, Jemile	S/R	5-9	170	01-26-87	Orlando, FL	Orlando, FL
NO. OUTFIELERS (2)						
	B/T	HT.	WT.	BORN	BIRTHPLACE	RESIDENCE
71 Renfroe, Hunter	R/R	6-1	214	01-28-92	Crystal Springs, MS	Nashville, TN
55 Schumaker, Skip	L/R	5-10	190	02-03-80	Torrance, CA	Ladera Ranch, CA

ALL STAR FANFEST®



San Diego Convention Center
San Diego, CA

July 8 - July 12

- Free Autographs
- Meet MLB players!
- Players who have appeared include:
Bryce Harper **Miguel Cabrera**
Dave Winfield **Ozzie Smith**
- Daily Giveaways and Prizes
- Baseball/Softball Clinics
- **Fun for Everyone!**



Visit **ALL STAR GAME.COM** for tickets and more information



((SiriusXm))
SATELLITE RADIO
**ALL STAR
FUTURES
GAME**
20  16

**ALL STAR
SUNDAY**
20  16

**ALL STAR
LEGENDS &
CELEBRITY
SOFTBALL GAME**
20  16

Petco Park ★ July 10

PAST PARTICIPANTS INCLUDE:



CARLOS CORREA



WIL MYERS



FRANK THOMAS



JOSH HUTCHERSON

**Best Minor League Prospects ★ Padres Legends
Doubleheader! ★ MLB Hall of Famers ★ Celebrities**



SEASON IN REVIEW



SEASON IN REVIEW

2015 SEASON HIGHLIGHTS

PACKING PETCO: The Padres drew **2,459,742** fans to Petco Park in 2015, **the seventh-highest home season attendance in franchise history and the fifth-largest since moving into their downtown ballpark in 2004.**

- The 2015 attendance total was the largest since drawing 2,790,074 fans to Petco Park during the 2007 season.
- The 2,459,742 total in 2015 was a 264,369 increase over the 2014 total of 2,195,373...the average attendance during the 2015 season at Petco Park was 30,367, a 3,264 person per game increase over last year's average of 27,103.
- The Padres increase in attendance was the sixth-highest in Major League Baseball and third-highest in the National League.

WELCOME TO SAN DIEGO: In his first season with the Padres Matt Kemp posted a .265/.312/.443 (158-for-596) with 31 doubles, 23 home runs and 100 RBI in 154 games for San Diego.

- Kemp was the 14th different player (19th time) in franchise history to record 100+ RBI in a single season and the first since Chase Headley drove in 115 runs during the 2012 campaign...his RBI total ranked 13th in the Majors and fourth in the NL.
- His RBI total was tied for the third-most in franchise history for a player in his first year with the club and the most since Phil Plantier had 100 RBI in his first season with the Friars in 1993.
- Kemp drove in 35 go-ahead RBI this season, tied with Josh Donaldson for the highest total in Major League Baseball...**his 35 go-ahead RBI in 2015 were tied for the third-most by a Padres player since full records started being kept in 1974, trailing only Fred McGriff's 37 in 1991 and Joe Carter's 36 in 1990.**
- During the second half, he hit .286/.339/.528 (71-for-248) with 13 doubles, one triple, 15 home runs and 53 RBI, tied for the third-most RBI in the NL (C. Gonzalez, 62 and Arenado, 60) and tied for the seventh-most home runs.
- **On August 14 at Coors Field he hit for the first cycle in team history** in the club's 7,444th all-time game...it was also Kemp's first career cycle, as he had fallen one hit shy of the cycle on five separate occasions, most recently on September 26, 2012 as a member of the Dodgers vs. the Padres (missed a triple)...prior to the cycle, the Padres had been one hit shy of the cycle on 361 occasions, with 258 times needing a triple.



Padres 2015 MVP Matt Kemp hit for the first cycle in club history on August 14, 2015 at Colorado

WHO'S THE ROSS?: Tyson Ross finished 2015 with new career-highs in innings and strikeouts after he went 10-12 with a 3.26 ERA (71 ER, 196.0 IP) and 212 strikeouts against 84 walks while limiting the opposition to a .237 batting average.

- His strikeout total ranked 13th in the Majors, sixth in the National League and second on the team (Shields, 216).
- Ross' 212 strikeouts surpassed his previous best of 195 in 2014...is the second pitcher in franchise history to record 195+ strikeouts in consecutive seasons, joining Jake Peavy who did so in three straight seasons from 2005-07.
- He also posted a 9.73 strikeouts per nine innings ratio (212 strikeouts/196.0 IP), the second-best mark in franchise history by a starter, trailing only the 9.87 mark (189 SO/172.1 IP) set by Andy Benes during the 1994 season.
- Ross' 196.0 innings pitched in 2015 was one more inning than his previous high of 195.0 IP in 2014...he was the first Padres pitcher since Jake Peavy from 2005-07 to record 195.0+ in consecutive seasons.
- Ross allowed just nine home runs in 196.0 IP, good for a 0.41 home runs per nine innings ratio, the third-best mark among qualified Major League starters, trailing only Jake Arrieta (0.39) and Gio Gonzalez (0.41)...it was also the seventh-best mark in franchise history and the best since Kevin Brown had a 0.28 HR/9 (8 HR, 257.0 IP) during the 1998 season.
- Posted a 100.0-inning streak without allowing a home run from April 28 - July 29, the longest by a Major League pitcher in a single season (in terms of both starts and innings pitched) since Mets starter Sid Fernandez went 16 starts and 111.0 innings pitched during the 1992 season...was the third-longest in terms of innings pitched in franchise history, trailing only Dave Roberts (123.1 IP from 4/30-7/20 in 1971) and Padres Hall-of-Famer Randy Jones (107.1 IP from 7/3-9/11 in 1978).

NORRISAURUSREX: Derek Norris posted a .250/.305/.404 (129-for-515) line with 33 doubles, two triples, 14 home runs and 62 RBI in 147 games for the Padres in 2015...among Major Leaguers with 75% or more of their games played as a catcher, Norris ranked first in doubles and extra-base hits, sixth in RBI, fourth in hits and ninth in home runs.

- In terms of franchise history, Norris' 33 doubles were tied for the second-most in franchise history (along with Benito Santiago in 1987) by a player to play 75% or more of their games behind the plate, trailing only Terry Kennedy's 42 in 1982.
- Norris' 49 extra-base hits were the third-most in franchise history by a player to have played 75% or more of their games as a backstop, trailing only Kennedy's 64 in 1982 and Santiago's 53 in 1987.
- Tallied 11 doubles against the Colorado Rockies in 2015, a new franchise record for most doubles by a Padre against a single opponent in a single season...additionally, including his two home runs vs. Colorado, Norris had 13 extra-base hits vs. the Rockies, tied for the third-most in franchise history vs. a single opponent in a single season and the most since Ryan Klesko had a franchise-record 16 against COL in 2002 (Gyorko and Kemp also had 13 vs. COL in 2015).
- Recorded 38 catcher caught stealings in 2015, the most by a Major League catcher since Gerald Laird threw out 40 runners in 2009 for DET and the most by an NL catcher since Paul Lo Duca threw out 43 runners in 2003 for the Dodgers.
- **Norris' CCS total ranks seventh-best in franchise history and are the most since John Flaherty had 42 in 1997.**

SEASON IN REVIEW

2015 SEASON HIGHLIGHTS

BIG GAME JAMES: James Shields threw 202.1 innings in 2015, making him the 69th pitcher in Padres franchise history to reach the 200.0+ innings pitched milestone and the first since Ian Kennedy threw 201.0 innings in 2014.

- Shields now has nine consecutive seasons with 200.0+ innings pitched, having reached the milestone every year since 2007...Shields is the only Major League pitcher with 200.0+ innings pitched in each of the last nine seasons (Mark Buehrle had a 14 season streak of 200+ IP snapped this season).
- His nine seasons with 200.0 innings are second-most among all active Major Leaguers, behind only Mark Buehrle (14 seasons).
- Shields started the 2015 season 7-0 through his first 14 starts (until June 14th), a new career-best streak to start a season...he was just the second pitcher in Padres history to start a season 7-0, with the only other to do so being Andy Hawkins, who began the 1985 season a franchise-best 11-0 in his first 12 starts.

DOSCIENTOS: Both James Shields (216) and Tyson Ross (212) recorded 200+ strikeouts in 2015, making them the seventh and eighth pitchers in franchise history, respectively, to reach the 200 strikeout plateau in a single season...

Shields and Ross are the first set of teammates in franchise history to record 200 strikeouts in the same season.

- Shields and Ross were one of five Major League duos to reach the 200 strikeout mark, joining the Chicago Cubs (Arrieta and Lester), the Cleveland Indians (Carrasco and Kluber), the Los Angeles Dodgers (Greinke and Kershaw) and Pittsburgh Pirates (Cole and Liriano).



2015 Pitcher of the Year Tyson Ross recorded a career-high 212 strikeouts and 196.0 IP



In his first season as a Padre James Shields recorded his third 200+ strikeout season

UPTO(W)N FUNK YOU UP: Justin Upton finished 2015 leading the Padres in both home runs (26) and stolen bases (19), making him one of three players in franchise history to finish a season as the team leader in both categories, joining Reggie Sanders in 1999 (26 home runs, 36 stolen bases) and Dave Winfield in 1976 (13 home runs, 26 stolen bases)...

Upton was the only player in Major League Baseball in 2015 to lead his team in both home runs and stolen bases and the first Major Leaguer since MIN Brian Dozier, MIL Carlos Gomez and LAA Mike Trout all did in 2014.

- Upton finished the season with a .251/.336/.454 (136-for-542) line with 26 doubles, 26 home runs, 81 RBI and 19 stolen bases in 150 games for San Diego...he was one of three Major League players with his combination of home runs and stolen bases, joining BAL Manny Machado (35 HR, 20 SB) and ARI Paul Goldschmidt (33 HR, 21 SB).
- Hit 15 home runs at Petco Park in 2015, tied with Will Venable in 2013 for the highest single-season total in ballpark history.
- Upton hit .343 with six homers, 23 RBI and nine stolen bases during May, joining Ryan Klesko as the only player in franchise history to hit six or more homers and steal nine or more bases in a single month (Klesko also did so in May of 2001).
- Upton made his third career All-Star Game appearance on July 14th in Cincinnati as he was named to the NL squad by Bruce Bochy as a manager's selection...he entered the game as a defensive replacement in right field in the seventh inning.
- Upton singled to left field off Kansas City's Wade Davis in his only plate appearance in the eighth inning of the All-Star Game and immediately stole second base...**Upton was the 13th different Padres player to get a hit in an All-Star Game (20th time) and first since Adrian Gonzalez did so in 2008.**
- Upton joined Tony Gwynn in 1984 and 1989 as the only players in Padres franchise history to have both a hit and a stolen base in an All-Star Game.

WELCOME TO THE JUNGLE: Craig Kimbrel recorded 39 saves in 43 opportunities, the fourth-most saves in the National League, trailing only PIT Mark Melancon (51), STL Trevor Rosenthal (48) and NYM Jeurys Familia (43)...also had a 2.58 ERA (17 ER, 59.1 IP) and 87 strikeouts against 22 walks while holding the opposition to a .185 batting average.

- Among National League relievers, Kimbrel's 87 strikeouts were tied for the fourth-most, trailing only CIN Aroldis Chapman (116), MIL Will Smith (91) and STL Kevin Siegrist (90)...his .185 opponents batting average was seventh-best in the National League and 11th-best in the Majors.
- **Kimbrel posted a 13.20 strikeouts per nine innings ratio (87 SO/59.1 IP), the best mark in Padres franchise history by a relief pitcher.**
- Kimbrel secured his 200th career save on June 8 vs. Atlanta in what was his 318th career game...**with the save, Kimbrel became the quickest pitcher in Major League history to reach the 200 save plateau**, 41 games faster than Jonathan Papelbon, who was the previous record holder with 200 saves in 359 career games.
- Kimbrel, who turned 27 on May 28, is the second-youngest pitcher to ever record 200 saves, behind only Francisco Rodriguez, who reached 200 saves at 26 years and 239 days old.
- Recorded at least one strikeout in 21 consecutive games from May 2 - June 26, tied for the second-longest streak by a reliever in team history, trailing only the 26 game streak by Trevor Hoffman from July 14 - September 14, 1998.
- From May 25th until the end of the season, posted a 4-1 record and 28 saves with a 1.44 ERA (7 ER, 43.2 IP) and 64 strikeouts against 17 walks while limiting the opposition to a .155 batting average.



SEASON IN REVIEW

2015 BREAKDOWN

PADRES SCORE BY INNINGS

	1	2	3	4	5	6	7	8	9	EXTRA INN.	TOT.
SAN DIEGO	86	62	72	62	69	68	88	73	52	18	650
OPPONENTS	105	64	80	67	83	99	96	80	51	6	731

RECORD BY DAYS

Monday (8-9); Tuesday (10-15); Wednesday (11-14); Thursday (8-10); Friday (13-13); Saturday (14-12); Sunday (10-15)

RECORD BY MONTHS

April (11-12); May (14-15); June (12-15); July (13-11); August (14-14); September (9-18)

PADRES RECORD WHEN

Leading after six:	48-8	Tied after six:	9-8	Trailing after six:	17-72
Leading after seven:	53-4	Tied after seven:	11-12	Trailing after seven:	10-72
Leading after eight:	62-0	Tied after eight:	8-8	Trailing after eight:	4-80
Scoring first:	51-24	Opponents score first:	23-64	Shutouts:	6-19
Scoring less than three:	6-51	Scoring three-or-four:	18-28	Scoring five-or-more:	50-9
One-run games:	22-21	Two-run games:	20-15	Extra Innings W-L:	7-5
Come-from-behind wins:	35	Games decided in last AB:	21-16	Walkoff Games:	4-5
Series W-L-T (Home):	11-13-2	Series W-L-T (Road):	8-11-6	Series W-L-T (Total):	18-24-8
Series Sweeps (Home):	3-4	Series Sweeps (Road):	0-3	Series Sweeps (Total):	3-7
Interleague:	7-13	White Jerseys:	25-26	Gray Jerseys:	12-20
Blue Jerseys:	31-30	Camouflage Jerseys:	5-7	Retro Jerseys:	1-5

STARTS BY BATTING ORDER

- 1st:** Almonte (5), Alonso (1), Amarista (7), Jankowski (2), Kemp (7), **Myers (51)**, Norris (4), Solarte (39), Spangenberg (14), M. Upton (11), Venable (21)
- 2nd:** Almonte (3), Alonso (19), Amarista (3), Gyorko (7), Norris (43), **Solarte (49)**, Spang. (26), M. Upton (2), Venable (10)
- 3rd:** Alonso (7), **Kemp (120)**, Myers (2), Solarte (6), J. Upton (27)
- 4th:** Alonso (3), Gyorko (10), Kemp (25), Norris (2), Solarte (2), **J. Upton (119)**, Wallace (1)
- 5th:** **Alonso (47)**, Barmes (1), Gyorko (36), Middle. (16), Norris (27), Solarte (23), M. Upton (1), Venable (2), Wallace (9)
- 6th:** Alonso (12), Amarista (3), Barmes (9), Gyorko (33), Hedges (1), Middlebrooks (14), Myers (3), **Norris (44)**, Solarte (3), Spangenberg (13), M. Upton (8), Venable (17), Wallace (2)
- 7th:** Almonte (1), Alonso (5), Amarista (18), Barmes (7), Decker (1), Gyorko (18), Hedges (19), **Middlebrooks (30)**, Norris (12), Solarte (3), Spangenberg (21), M. Upton (12), Venable (15)
- 8th:** Almonte (1), **Amarista (51)**, Barmes (33), Cashner (3), Erlin (1), Gale (1), Gyorko (1), Hedges (18), Jankowski (6), Kelly (1), Kennedy (5), Middle. (4), Nieves (4), Rea (2), Ross (5), Shields (6), Spang. (5), M. Upton (12), Venable (3)
- 9th:** Amarista (5), Barmes (1), **Cashner (27)**, Despaigne (16), Erlin (2), Garces (1), Hedges (3), Jankowski (19), Kelly (1), Kennedy (22), Middlebrooks (1), Morrow (5), Rea (4), Ross (26), Shields (25), Spangenberg (3), M. Upton (1)

STARTS BY POSITION

- C:** Gale (1), Hedges (41), Nieves (4), **Norris (116)**
- 1B:** **Alonso (92)**, Decker (1), Middlebrooks (1), Myers (19), Norris (15), Solarte (25), Wallace (9)
- 2B:** Amarista (5), **Gyorko (76)**, Solarte (14), Spangenberg (67)
- SS:** **Amarista (78)**, Barmes (51), Gyorko (28), Middlebrooks (4)
- 3B:** Alonso (2), Middlebrooks (60), **Solarte (85)**, Spangenberg (14), Wallace (1)
- LF:** Almonte (3), Amarista (3), Myers (3), **J. Upton (145)**, Venable (8)
- CF:** Almonte (5), Jankowski (21), Myers (33), M. Upton (47), **Venable (56)**
- RF:** Almonte (2), Jankowski (6), **Kemp (149)**, Myers (1), Venable (4)
- DH:** Gyorko (1), Kemp (3), Norris (1), Solarte (1), Spangenberg (1), J. Upton (1), Wallace (2)
- P:** Cashner (31), Despaigne (18), Erlin (3), Garces (1), Kelly (2), Kennedy (30), Morrow (5), Rea (6), Ross (33), Shields (33)

EJECTIONS

DATE	OPP	INNING	PLAYER/COACH	UMPIRE
April 9		12th	Bud Black	Tripp Gibson
April 9		12th	Will Venable	Tripp Gibson
April 19		2nd	Bud Black	James Hoyer
April 25		8th	Matt Kemp	Marty Foster
May 23		8th	Justin Upton	Clint Fagan
June 1		8th	Bud Black	Dan Iassogna
June 1		8th	Matt Kemp	Dan Iassogna
June 11		7th	Bud Black	Jordan Baker
June 14		5th	Mark Kotsay	Adrian Johnson
June 23		8th	Matt Kemp	Jim Reynolds
June 23		8th	Pat Murphy	Fieldin Culbreth
July 2		6th	Yangervis Solarte	Bob Davidson
August 10		4th	Pat Murphy	Tony Randazzo
August 16		6th	Pat Murphy	Dan Iassogna
August 25		7th	Pat Murphy	David Rackley
September 7		9th	Melvin Upton Jr.	Mike Muchlinski
September 15		8th	Pat Murphy	Alfonso Marquez

SEASON IN REVIEW

2015 BATTING STATISTICS

PLAYER	AVG	G	AB	R	H	2B	3B	HR	RBI	SH	SF	HP	BB	SO	SB	CS	OBP	SLG	E
Almonte	.204	31	54	6	11	3	0	0	4	3	0	0	5	19	1	1	.271	.259	0
Alonso	.282	103	354	50	100	18	1	5	31	0	3	3	42	48	2	5	.361	.381	3
Amarista	.204	118	324	28	66	10	4	3	30	3	5	1	24	55	5	1	.257	.287	12
Barnes	.232	98	207	24	48	14	1	3	16	3	0	4	10	55	0	1	.281	.353	8
Decker	.000	8	11	0	0	0	0	0	1	0	1	0	0	5	0	0	.000	.000	0
Dickerson	.250	11	8	0	2	0	0	0	0	0	0	0	0	3	0	0	.250	.250	0
Gale	.100	11	10	0	1	0	0	0	0	0	0	0	0	1	0	0	.100	.100	0
Gyorko	.247	128	421	34	104	15	0	16	57	0	5	5	27	107	0	1	.297	.397	3
Hedges,	.168	56	137	13	23	2	0	3	11	3	3	1	8	38	0	0	.215	.248	4
Jankowski	.211	34	90	9	19	2	2	2	12	2	0	0	4	24	2	1	.245	.344	1
Kemp	.265	154	596	80	158	31	3	23	100	0	8	5	39	147	12	2	.312	.443	8
Middlebrooks	.212	83	255	23	54	7	2	9	29	0	4	0	11	60	2	1	.241	.361	7
Myers	.253	60	225	40	57	13	1	8	29	0	0	1	27	55	5	2	.336	.427	0
Nieves	.077	6	13	1	1	0	0	1	4	0	0	0	1	4	0	0	.143	.308	1
Norris, D.	.250	147	515	65	129	33	2	14	62	0	1	6	35	131	4	1	.305	.404	9
Solarte	.270	152	526	63	142	33	4	14	63	2	3	6	34	56	1	0	.320	.428	11
Spangenberg	.271	108	303	38	82	17	5	4	21	8	3	2	28	75	9	4	.333	.399	4
Upton, J.	.251	150	542	85	136	26	3	26	81	0	5	4	68	159	19	5	.336	.454	3
Upton Jr., M.	.259	87	205	23	53	12	4	5	17	2	0	0	21	62	9	3	.327	.429	1
Venable	.258	98	283	34	73	10	3	6	30	0	0	0	25	73	11	1	.318	.378	1
Wallace	.302	64	96	14	29	6	0	5	16	0	0	1	10	31	0	0	.374	.521	1
TOTALS	.243	162	5457	650	1324	260	36	148	623	52	42	40	426	1327	82	29	.300	.385	92

2015 PITCHING STATISTICS

PITCHER	W-L	ERA	G	GS	CG	SHO	SV	IP	H	R	ER	HR	HB	BB	SO	WP	BK	AVG
Amarista	0-0	0.00	1	0	0	0	0	0.1	0	0	0	0	0	0	0	0	0	.000
Benoit	6-5	2.34	67	0	0	0	2	65.1	36	17	17	7	2	23	63	2	0	.159
Campos	0-0	9.00	1	0	0	0	0	1.0	1	1	1	0	0	1	1	0	0	.250
Cashner	6-16	4.34	31	31	0	0	0	184.2	200	111	89	19	6	66	165	3	0	.279
Despaigne	5-9	5.80	34	18	0	0	0	125.2	142	82	81	17	9	32	69	7	0	.287
Edwards	0-0	3.38	11	0	0	0	0	10.2	6	4	4	3	0	8	16	1	0	.171
Erlin	1-2	4.76	3	3	0	0	0	17.0	16	9	9	1	1	2	10	1	0	.258
Garces	0-1	5.21	40	1	0	0	0	38.0	41	23	22	9	1	22	30	3	0	.281
Jackson	0-0	6.23	6	0	0	0	0	4.1	7	3	3	0	0	1	4	0	0	.368
Kelley	2-2	2.45	53	0	0	0	0	51.1	41	18	14	4	0	15	63	0	0	.220
Kelly	0-2	7.94	3	2	0	0	0	11.1	19	13	10	1	1	3	7	0	0	.365
Kennedy	9-15	4.28	30	30	0	0	0	168.1	166	95	80	31	7	52	174	5	1	.258
Kimbrel	4-2	2.58	61	0	0	0	39	59.1	40	19	17	6	1	22	87	4	0	.185
Mateo	1-1	4.00	26	0	0	0	0	27.0	22	16	12	5	3	9	33	1	0	.222
Maurer	7-4	3.00	53	0	0	0	0	51.0	39	19	17	3	1	15	39	1	0	.209
Mazzoni	0-0	20.77	8	0	0	0	0	8.2	23	22	20	2	0	5	8	0	0	.489
Morrow	2-0	2.73	5	5	0	0	0	33.0	29	10	10	3	0	7	23	0	0	.248
Norris, B.	1-2	5.40	20	0	0	0	0	16.2	16	11	10	1	1	6	21	2	0	.246
Quackenbush	3-2	4.01	57	0	0	0	0	58.1	52	28	26	6	1	20	58	0	1	.240
Rea	2-2	4.26	6	6	0	0	0	31.2	29	16	15	2	1	11	26	0	0	.246
Rearick	0-0	12.00	5	0	0	0	0	3.0	6	4	4	2	0	2	4	0	0	.462
Ross	10-12	3.26	33	33	1	0	0	196.0	172	78	71	9	8	84	212	14	0	.237
Rzepczynski	0-1	7.36	27	0	0	0	0	14.2	17	14	12	2	2	4	17	1	0	.309
Shields	13-7	3.91	33	33	0	0	0	202.1	189	93	88	33	9	81	216	7	1	.248
Thayer	2-2	4.06	38	0	0	0	0	37.2	37	17	17	5	0	15	25	2	0	.262
Vincent	0-1	2.35	26	0	0	0	0	23.0	25	8	6	0	0	10	22	0	0	.281
TOTALS	74-88	4.09	162	162	1	6	41	1440.1	1371	731	655	171	54	516	1393	54	3	.252

2015 DISABLED LIST

PLAYER	INJURY	PLACED (RETRO)	GAMES MISSED	REINSTATED
Tim Federowicz	Right knee surgery*	3/26	103 (50-53)	8/1
Melvin Upton, Jr.	Left foot injury	4/4	58 (29-29)	6/8
Josh Johnson	Tommy John Surgery*	4/5	162 (74-88)	--
Cory Luebke	Tommy John Surgery*	4/5	162 (74-88)	--
Ian Kennedy	Strained left hamstring	4/10	14 (9-5)	4/25
Shawn Kelley	Left calf strain	4/24 (4/23)	14 (5-9)	5/8
Brandon Morrow	Right shoulder inflammation*	5/5 (5/3)	137 (61-76)	--
Yonder Alonso	Right shoulder bruise	5/9 (5/8)	23 (10-13)	6/2
Wil Myers	Left wrist tendinitis	5/19 (5/11)	28 (13-15)	6/11
Wil Myers	Left wrist tendinitis*	6/15 (6/14)	70 (33-37)	9/4
Dale Thayer	Right shoulder strain	6/24 (6/17)	19 (7-12)	7/8
Cory Spangenberg	Left knee contusion	6/30 (6/28)	38 (17-21)	8/14
Marcos Mateo	Neck strain	8/8 (8/6)	23 (12-11)	9/1
Brandon Maurer	Right shoulder inflammation	8/11 (8/10)	50 (22-28)	--
Cory Mazzoni	Right shoulder strain*	9/4	28 (9-19)	--
INF Yonder Alonso	Lower back stress reaction*	9/14 (9/2)	30 (10-20)	--
TOTAL GAMES MISSED IN 2015:			959	

NOTE: Players in *italics* ended the 2015 season on the 15-Day or 60-Day DL



SEASON IN REVIEW

2015 WIN-LOSS BREAKDOWN

	HOME	ROAD	TOTALS		SD	OPP
	W-L	W-L	W-L			
Shutouts	5-10	1-9	6-19	Errors	92	109
Individual Shutouts	0-2	0-2	0-4	Double Plays	138	130
Extra Innings	0-4	7-1	7-5	Triple Plays	0	0
One-Run Games	11-8	11-13	22-21	Complete Games	1	5
Two-Run Games	11-9	9-6	20-15	Stolen Bases	82	122
vs. Left-Handed Starters	9-10	10-11	19-21	Caught Stealing	29	60
vs. Right-Handed Starters	30-32	25-35	55-67	Doubles	260	268
Grass	39-42	35-46	74-88	Triples	36	50
Artificial Turf	0-0	0-0	0-0	Home Runs (home)	74	92
Day	6-15	11-14	17-29	Home Runs (away)	74	79
Night	33-27	24-32	57-59	Home Runs (total)	148	171
Doubleheaders	0-0	0-0	0-0	Grand Slams	5	5
OVERALL	39-42	35-46	74-88	Left On Base	1,028	1,041

SEASON HIGHS AND LOWS

TEAM BATTING

Most Runs:	14, 2x, last: 5/1 vs. COL
Most Runs (inn.):	8, 5/1 vs. COL
Most Hits:	20, 2x, last: 5/24 at LAD
Most Hits (inn.):	7, 2x, last: 8/22 vs. STL (7th)
Most Doubles:	5, 8x, last: 9/20 at COL
Most Home Runs:	4, 9/20 at COL
Most Home Runs (inn.):	2, 8x, last: 9/20 at COL (3rd)
Most Extra-Base Hits:	9, 9/20 at COL
Most Total Bases:	32, 9/20 at COL
Most Stolen Bases:	3, 5x, last: 7/29 at NYM
Most Walks:	9, 5/12 at SEA
Most Strikeouts:	18, 6/23 at SF
Most Left on Base:	14, 5/6 at SF
Fewest Left on Base:	0, 5/23 at LAD
Fewest Hits:	1, 3x, last: 9/12 at SF

INDIVIDUAL BATTING

Most Hits:	5, Norris, 7/30 at NYM
Most Runs:	3, 12x, last: Kemp, 9/20 at COL
Most Doubles:	2, 22x, last: M. Upton, 10/2 at LAD
Most Triples:	1, several
Most Home Runs:	2, 8x, last: J. Upton, 8/26 at WSH
Most Extra-Base Hits:	3, 5x, last: Norris, 9/24 vs. SF
Most RBI:	6, J. Upton, 5/24 at LAD
Most Stolen Bases:	2, 2x, last: Spangenberg, 6/26 vs. ARI
Most Strikeouts:	4, 7x, last: J. Upton, 8/2 at MIA
Most Walks:	4, 2x, last: Spangenberg, 5/8 vs. ARI
Most Total bases:	10, Kemp, 8/14 at COL
Longest Hit Streak:	15, 2x, Kemp, 8/7-23

TEAM PITCHING

Most Strikeouts:	16, 6x, last: 10/1 vs. MIL
Most Walks:	9, 9/4 vs. LAD
Most Runs allowed:	16, 6/17 at OAK
Most Runs allowed (inn.):	7, 2x, last: 6/21 at ARI (2nd)
Most Hits allowed:	20, 6/17 at OAK
Most Hits allowed (inn.):	8, 6/17 at OAK (8th)
Fewest Hits allowed:	2, 6/26 vs. ARI
Most HR allowed:	6, 5/12 at SEA
Most HR allowed (inn.):	3, 9/4 vs. LAD (6th)
Shutouts:	6, last: 9/26 vs. ARI

INDIVIDUAL PITCHING

Most Innings (start):	9.0, Ross, 6/20 at ARI
Fewest Innings (start):	2.0, 2x, last: Garces, 10/4 at LAD
Most Innings (relief):	4.2, Despaigue, 4/9 vs. SF
Most Strikeouts (start):	12, 3x, last: Kennedy, 9/2 vs. TEX
Most Strikeouts (relief):	4, 5x, last: B. Norris, 9/13 at SF
Longest Win Streak:	Seven games, Shields, 4/11-6/3
Longest Lose Streak:	Five games, Cashner, 4/24-5/16
Cons. scoreless inn. (start):	17.0, Despaigue, 5/21-31
Cons. scoreless inn. (relief):	13.0, Maurer, 5/2-26
Most Runs Allowed:	8, 2x, last: Despaigue, 5/7 at ARI
Most Hits Allowed:	11, 2x, last: Kennedy, 9/24 vs. SF
Most Walks Allowed:	6, 2x, last: Shields, 9/4 vs. LAD
Most HR Allowed:	4, Shields, 5/8 at ARI
Most HR Allowed (inn.):	2, 7x, last: Edwards, 10/4 at LAD (6th)

MISCELLANEOUS

Longest Winning Streak:	Five, 2x, last: 8/17-22
Longest Losing Streak:	Six games, 2x, last: 8/4-9
Longest Game, Innings:	12 inn., 4x, last: 8/7 vs. PHI
Longest Game Time (9 inn.):	3:40, 9/1 vs. TEX
Longest Game Time (extra):	4:17, 5/9 at ARI (12)
Shortest Game Time:	2:08, 5/21 vs. CHI
Largest Crowd (Petco):	45,282 on 5/16 vs. WSH
Smallest Crowd (Petco):	14,089 on 5/5 vs. KC
Largest Crowd (road):	53,518, 4/6 at LAD
Smallest Crowd (road):	14,547, 5/13 at SEA
Largest Winning Margin:	11 runs, 5/1 vs. COL
Largest Losing Margin:	14 runs, 6/17 at OAK
Most Double Plays Turned:	4, 2x, last: 7/3 at STL
Most Double Plays by Opponent:	4, 2x, last: 8/17 vs. ATL
Most Double Plays Grounded Into:	4, 4/9 vs. SF
Most Errors:	2, 18x, last: 9/22 vs. SF
Come from Behind Wins:	35
Delays:	Eight total
Longest delay:	3:36, 7/30 at NYM
Rainouts:	1, 7/19 vs. COL (postponed to 9/10)

PADRES CHALLENGES (19-for-43)

Overtuned:	19
Stands:	11
Confirmed:	13

UMPIRE REVIEW (9)

Overtuned:	2
Stands:	1
Confirmed:	4
Rules Check:	1
Record Keeping:	1

OPPONENT CHALLENGES (16-for-37)

Overtuned:	16
Stands:	17
Confirmed:	4



HISTORY & RECORDS



SAN DIEGO PADRES HALL OF FAME

The San Diego Padres Hall of Fame honors players, coaches and executives who have contributed to the organization's growth and success since San Diego entered the Major Leagues in 1969. Voting among the committee is based on similar rules to be elected in the National Baseball Hall of Fame in Cooperstown, NY.

Eleven individuals have been inducted into the San Diego Padres Hall of Fame since it was created to honor the club's 30th anniversary in 1999. The inaugural class of '99 included Randy Jones, Nate Colbert and Ray Kroc. In 2000, outfielder Dave Winfield was the lone inductee, Buzzie Bavasi and Jerry Coleman were inducted in 2001, Tony Gwynn took his place in the Padres Hall of Fame in 2002, Dick Williams was inducted in 2009 and Trevor Hoffman was honored in 2014. Benito Santiago and Gary Templeton were the latest inductees, having been enshrined in 2015.

BUZZIE BAVASI – INDUCTED 2001



Already a veteran of nearly 30 years in the game, Bavasi joined C. Arnholt Smith's effort to attract a National League franchise to San Diego in 1967 and, after securing a team, served as the Padres first president from the birth of the franchise until 1977.

Bavasi was one of baseball's most respected executives. He began his career with the Brooklyn Dodgers in 1939, serving the organization in a variety of roles. Following a stint in the military as an infantry machine gunner from 1943-46, Bavasi served as general manager of the Dodgers Triple-A club in Montreal. In 1951, he was appointed vice president and general manager of the Brooklyn Dodgers, a post he held through the club's move to Los Angeles until he resigned to join the effort to bring the Major Leagues to San Diego. Bavasi passed away on May 1, 2008 in San Diego at the age of 93.

NATE COLBERT – INDUCTED 1999



Nate Colbert emerged as the first bona fide star to wear a Padres uniform, becoming one of the game's premier power hitters of the early 1970s. The first baseman made three All-Star appearances (1971-73) as a Padres player and led the team in home runs the first five years of its existence.

Colbert's greatest achievement stands as one of the all-time best days a player has experienced in the Major Leagues. On August 1, 1972, Colbert hit five home runs and drove in 13 runs in a doubleheader in Atlanta. The RBI total established a record that has since been tied by St. Louis' Mark Whiten (September 7, 1993 at Cincinnati), and the five home runs tied Stan Musial's 1954 Major League mark. Colbert's 163 home runs stand to this day as the most in Padres history,

while his .469 slugging percentage places him fifth on the club's all-time list.

	AVG	G	AB	R	H	2B	3B	HR	RBI	BB	SO	SB	CS	OBP	SLG
ML Totals - 10 Years	.243	1004	3422	481	833	141	25	173	520	383	902	52	31	.322	.451
Padres Totals - 6 Years	.253	866	3080	442	780	130	22	163	481	350	773	48	27	.331	.469

JERRY COLEMAN – INDUCTED 2001



Jerry Coleman was the voice of the Padres for 42 seasons, stirring loyal fans across the region with his patented "Oh Doctor!" and "Hang a Star" calls, trademarks of Padres broadcasts from 1972-2013. In 1999, Coleman was recognized by the Padres with a jersey retired in honor of his contributions not only to the club but also to the San Diego community. The Padres unveiled a star under the press box at Petco Park during the 2004 season and in 2005 he was inducted into the US Marine Corps Sports Hall of Fame while also receiving the prestigious Ford C. Frick Award from the National Baseball Hall of Fame in Cooperstown. He was inducted into the National Radio Hall of Fame in Chicago as a member of the 2007 class. In January of 2010 he received a Lifetime Achievement award at the 60th annual Golden Mike Awards. On September 15, 2012, the Padres honored Coleman's 70 years in baseball and 40 with the Padres with a pre-game

ceremony at Petco Park, during which the club unveiled a statue of Coleman at the park while the mayor of San Diego proclaimed the day "Jerry Coleman Day."

Coleman's distinguished broadcasting career included stops with the Yankees, as well as 22 seasons calling the CBS Radio Network's "Game of the Week." A former Major Leaguer, who left the broadcast booth in 1980 to become the Padres manager for one season, played on six World Series clubs in nine seasons (1949-57) with the New York Yankees, a key member of the greatest dynasty in baseball history. The second baseman made his Big League debut in 1949, earning Associated Press Rookie of the Year honors. The following season, Coleman was an American League All-Star and the World Series Most Valuable Player, as the Yankees swept the Phillies in four games.

Coleman, whose playing career was interrupted twice when he was called upon to serve the United States as a Marine pilot in World War II and in Korea, retired with a lifetime .263 average, 16 homers and 217 RBI in 723 games. The only Major League player to see active combat in two wars, Coleman's distinguished military service record includes 120 missions and two Distinguished Flying Crosses, 13 Air Medals and three Navy Citations. He passed away on January 5, 2014 in San Diego at the age of 89.

HISTORY & RECORDS

TONY GWYNN – INDUCTED 2002



The greatest Padres player of them all, and one of the greatest hitters in the history of Major League Baseball, Tony Gwynn was the first-ever unanimous selection to the Padres Hall of Fame upon his retirement at the conclusion of the 2001 season.

In 20 seasons (1982-2001), the man who will forever be known as "Mr. Padre" won a National League-record tying eight batting titles and was selected to 16 All-Star teams.

He retired with a .338 career batting average and 3,141 hits in 2,440 games. Gwynn's hit count includes 543 doubles, 85 triples and 135 home runs. He finished with 1,138 RBI and 319 stolen bases.

The Padres career leader in virtually every offensive category, Gwynn retired 17th on the all-time Major League hit list, 17th on the doubles list and eighth on the all-time singles list. His .338 career average, the highest by any Major Leaguer since Ted Williams, is 22nd-best all-time.

Gwynn played on each of the first three Padres Division Championship clubs (1984, 1996, 1998) and batted .371 in the club's two World Series appearances in 1984 against the Tigers and in 1998 against the Yankees.

Only the 17th player in history to spend his entire career of 20-or-more seasons with one club when he retired, Gwynn's unwavering loyalty to the Padres and his undying devotion to the San Diego community further cemented his standing as Mr. Padre and one of the great ambassadors the game of baseball has ever known.

Gwynn was inducted into the National Baseball Hall of Fame in July of 2007. He passed away on June 16, 2014 in Poway, CA at the age of 54.

	AVG	G	AB	R	H	2B	3B	HR	RBI	BB	SO	SB	CS	OBP	SLG
ML Totals - 20 Years	.338	2440	9288	1383	3141	543	85	135	1138	790	434	319	125	.388	.459

TREVOR HOFFMAN – INDUCTED 2014



The most successful closer in Padres franchise history and one of the best ever in the history of Major League Baseball, Trevor Hoffman was inducted into the Padres Hall of Fame on August 30, 2014.

Hoffman, who now serves as the Padres' senior advisor to baseball operations, retired as Major League Baseball's all-time saves leader with 601 in 677 opportunities, a 61-75 record, 2.87 ERA (347 ER, 1089.1 IP), .211 opponent batting average and 1,133 strikeouts in 1,035 relief appearances. The seven-time all-star (1998, 99, 2000, 02, 06, 07, 09) also finished in the top 10 in Cy Young voting (1996, 98, 99, 2006) and in the top 25 in Most Valuable Player voting (1996, 98, 2005, 06) on four occasions each.

Over his 16 seasons with San Diego, Hoffman compiled a 54-64 record with 552 saves in 618 opportunities (.893 save percentage), a 2.76 ERA (292 ER/952.1 IP), .211 opponent batting average and 1,029 strikeouts in 902 relief appearances.

A California native and San Diego resident, Hoffman has been heavily involved in the local community since joining the Padres in 1993. Hoffman was named the local recipient of the Roberto Clemente Award on six occasions and was honored with both the Lou Gehrig Award and Teammates for Kids Award in 2006. In addition, he received the Hutch Award in 2005 and was named the 1999 recipient of the Padres Chairman's Award.

	W-L	ERA	G	GS	CG	SHO	SV	IP	H	R	ER	HR	HB	BB	SO	WP	BK
ML Totals - 18 Years	61-75	2.87	1035	0	0	0	601	1089.1	846	378	347	100	9	307	1133	49	0
Padres Totals - 16 Years	54-64	2.76	902	0	0	0	552	952.1	738	323	292	85	8	255	1029	42	0

RANDY JONES – INDUCTED 1999



Randy Jones was the first Padres pitcher to win the Cy Young award and earned tremendous popularity among Padres fans, a relationship that remains strong to this day. Jones, a left-hander who won the Cy Young in 1976 after going 22-14 with a 2.74 ERA and 25 complete games, remains the club leader in innings pitched (1766.0), starts (253), complete games (71) and shutouts (18).

Jones was an All-Star in 1975 and 1976, establishing a unique rapport with Padres fans, who gave him a standing ovation as he approached the mound for every start. Jones remains an active ambassador for the Padres in the community, making dozens of appearances annually.

	W-L	ERA	G	GS	CG	SHO	SV	IP	H	R	ER	HR	HB	BB	SO	WP	BK
ML Totals - 10 Years	100-123	3.42	305	285	73	19	2	1933.0	1915	875	735	129	18	503	735	19	6
Padres Totals - 8 Years	92-105	3.30	264	253	71	18	2	1766.0	1720	759	648	110	13	414	677	16	6



HISTORY & RECORDS

RAY KROC – INDUCTED 1999



Ray Kroc bought the Padres franchise on January 25, 1974, when the club literally had packed and was prepared to move to Washington, D.C. An entrepreneur who created the McDonald's fast-food empire, Kroc ensured that the Padres would remain in San Diego.

He oversaw the club's rise from a perennial loser in the standings and at the gate to a viable franchise that would win the National League pennant in 1984. After attendance only reached a season-high of at 644,272 before he purchased the club, the Padres drew more than one million fans every year except the strike-shortened 1981 season, and the team on the field grew to respectability, earning its first winning record in 1978. Kroc died in January 1984 and would not see his team reach the World Series that year — with the club carrying an "RAK" emblem on its uniform that season. Kroc's wife, Joan, assumed the role of owner after his death, until her sale of the club in 1990.

BENITO SANTIAGO – INDUCTED 2015



Benito Santiago was unanimously named National League Rookie of the Year in 1987, the first in Padres franchise history. A five-time National League All-Star, four with the Padres (1989-92), he played seven of his first 20 Major League seasons for San Diego, hitting .264 (758-for-2872) with 124 doubles, 15 triples, 85 home runs and 375 RBI over 789 games from 1986-92.

His four starts behind the plate for the National League All-Star team are the second-most starting nods at the Mid-Summer Classic in franchise history behind only Tony Gwynn and his 12 starts.

The Puerto Rico native also received four Louisville Silver Slugger Awards (1987-88, 1990-91) and three Rawlings Gold Gloves (1988-90) in his career, all with San Diego. His career-best and franchise-record 34-game hitting streak during his rookie season in 1987 still stands as the longest hitting streak in Major League history by a rookie as well as the longest ever by a catcher.

	AVG	G	AB	R	H	2B	3B	HR	RBI	BB	SO	SB	CS	OBP	SLG
ML Totals - 20 Years	.263	1978	6951	755	1830	323	41	217	920	91	69	430	1270	.307	.415
Padres Totals - 8 Years	.264	789	2872	312	758	124	15	85	375	62	46	139	516	.298	.406

GARRY TEMPLETON – INDUCTED 2015



Garry Templeton, who played 10 of his 16 Major League seasons with San Diego from 1982-1991, was the first shortstop inducted into the Padres Hall of Fame. The switch-hitter hit .252 with 195 doubles, 36 triples, 43 home runs and 427 RBI over 1,286 games for the Padres.

Templeton ranks second to Tony Gwynn among franchise leaders in several offensive categories, including games played, at-bats, hits and doubles and ranks fourth in triples, seventh in RBI and eighth in runs scored. He was named a National League All-Star for the Padres and team MVP in 1985 and earned a Louisville Silver Slugger Award in 1984. Over his 10 seasons in San Diego, he posted a .965 fielding percentage at shortstop, the best fielding percentage in franchise history at that position.

	AVG	G	AB	R	H	2B	3B	HR	RBI	BB	SO	SB	CS	OBP	SLG
ML Totals - 16 Years	.271	2079	7721	893	2096	329	106	70	728	375	1092	242	129	.304	.369
Padres Totals - 10 Years	.252	1286	4512	430	1135	195	36	43	427	272	684	101	49	.293	.339

DICK WILLIAMS – INDUCTED 2009



The Padres' manager from 1982-85, Williams led the Friars to a 337-311 record and .520 winning percentage over four years, finishing at .500 or better each season. In the club's 13 seasons prior to his arrival, the team had posted just one winning season (1978). Under Williams' guidance, the Padres went 92-70 in 1984, reaching the playoffs for the first time in franchise history and advancing to the World Series.

DAVE WINFIELD – INDUCTED 2000



Dave Winfield jumped directly into the Padres lineup off the University of Minnesota campus in 1973. In eight Padres seasons, he was named to four NL All-Star teams (1977-80), led the club in home runs five times (1976-80) and paced the team in RBI six times (1974-75, 1977-80). The team MVP in 1978 and 1979, Winfield batted .284 with 154 homers, 626 RBI and 133 stolen bases for San Diego, the start of a 22-year Major League career which culminated in his election to the National Baseball Hall of Fame in January 2001. Winfield was inducted into the Hall of Fame August 5, 2001, the first player to enter the Cooperstown shrine as a Padres player.

	AVG	G	AB	R	H	2B	3B	HR	RBI	BB	SO	SB	CS	OBP	SLG
ML Totals - 22 Years	.283	2973	11003	1669	3110	540	88	465	1833	1216	1686	223	96	.353	.475
Padres Totals - 8 Years	.284	1117	3997	599	1134	179	39	154	626	463	585	133	50	.357	.464

HISTORY & RECORDS

PADRES IN COOPERSTOWN



NATIONAL BASEBALL HALL OF FAME AND MUSEUM

25 Main Street, Cooperstown, New York 13326

Phone: (607) 547-7200 Fax: (607) 547-2044

Public Relations: (607) 547-0215

E-mail address: info@baseballhall.org

Website: baseballhall.org

Summer Hours: Memorial Day Weekend - Labor Day Weekend: 9 a.m. to 9 p.m.

Regular Hours: 9 a.m. to 5 p.m.

Holiday Closings: Thanksgiving Day, Christmas Day, and New Year's Day.

DIRECTORY: Jane Forbes Clark (Chairman), Joe Morgan (Vice Chairman), Jeff Idelson (President), Jeff Jones (Senior Vice President of Finance and Administration), Sean Gahagan (Vice President, Retail Merchandising & Licensing), Erik Strohl (Vice President, Exhibitions and Collections), Ken Mellett (Vice President, Sponsorship & Development)

RESEARCH AND LIBRARY CONTACTS: Jim Gates (Librarian)

PR CONTACTS: Brad Horn (Vice President, Communications & Education) and Craig Muder (Communications Director)

HALL OF FAME WEEKEND 2016: July 22-25

Inductees: Ken Griffey Jr. and Mike Piazza

Awards: Sat. July 23, 4:30 p.m. ET, Doubleday Field

Induction: Sun, July 24, 1:30 p.m. ET, Clark Sports Center

HALL OF FAME CLASSIC 2016: May 27-29

Legends Game and Special Events

Game: Sat. May 28, Doubleday Field

For more information, visit baseballhall.org

PADRES IN THE HALL OF FAME

Twelve players and managers who have worn a San Diego Padres uniform have earned enshrinement into the National Baseball Hall of Fame, including 2016 electee Mike Piazza and 2014 electee Greg Maddux. They joined Roberto Alomar (1988-90), Ozzie Smith (1978-1981), Rollie Fingers (1977-1980), Goose Gossage (1984-1987), Tony Gwynn (1982-2001), Rickey Henderson (1996-1997, 2001), Willie McCovey (1974-1976), Gaylord Perry (1978-1979), Dave Winfield (1973-1980) and Dick Williams (1982-1985). For more information on San Diego Padres in the Hall of Fame, visit the "Hall of Famers" team pages at www.baseballhall.org.

NOTABLE PADRES ARTIFACTS IN COOPERSTOWN

- ▣ Padded cap worn by pitcher Alex Torres on June 21, 2014, becoming the first pitcher wear the new padded cap in a game.
- ▣ Manager Bud Black's 1983 throwback uniform with memorial jersey patch worn as a tribute on July 14, 2011 to Hall of Famer Dick Williams during the team's first home game after his passing on July 7th.
- ▣ Glove used by Kevin Kousseroff during the 2009 season when he set a single-season record for NL third basemen with a .990 fielding percentage, making only three errors in 309 total chances.
- ▣ Bat used by Jody Gerut hit a leadoff home run in the first game at Citi Field, the first time in that the first batter of the first regular-season game at a new ballpark has hit a home run.
- ▣ Ticket from the final Hall of Fame game, which was to be played June 16, 2008 against the Padres but was rained out.
- ▣ Jersey worn by Greg Maddux during his 350th career win on May 10, 2008.
- ▣ Ball, ticket and a base signed by manager Bud Black from the 2008 China Series against the Dodgers in March 2008.
- ▣ Ball signed by 2007 BBWAA Hall of Fame electee Tony Gwynn.
- ▣ Jersey, cap, spikes, glove and final out ball used by Trevor Hoffman on June 6, 2007, when he recorded his 500th career save, the first reliever to achieve the milestone.
- ▣ Ball, cap, jersey and spikes from Trevor Hoffman's 479th save on Sept. 24, 2006, which surpassed Lee Smith for the all-time lead.
- ▣ Jersey worn by Mike Piazza on April 26, 2006 when he hit his 400th career home run.
- ▣ Uniform, spikes, ball and ticket from Trevor Hoffman's 400th career save on May 6, 2005.
- ▣ Bat used by Brian Giles to record the first hit at PETCO Park on April 8, 2004.
- ▣ Home run ball hit by Rickey Henderson, scoring his record 2,247th career run on Oct. 3, 2001.
- ▣ Jersey worn by Rickey Henderson for his 2,063rd career walk, breaking Babe Ruth's record, April 25, 2001.
- ▣ Bat used by Tony Gwynn to record his 3,000th career hit on Aug. 6, 1999.
- ▣ A bat used by Greg Vaughn during his 50-home run season of 1998.
- ▣ Bat and spikes used by Tony Gwynn in 1997, when he achieved his 8th NL batting title.
- ▣ Jersey worn by Tony Gwynn during the 1994 season when he recorded his 5th NL batting title.
- ▣ Cap worn by Steve Garvey to set NL record for consecutive games played, April 16, 1983.
- ▣ Bat from Nate Colbert's record 13 RBI in a doubleheader on Aug. 1, 1972.

A LOOK AHEAD TO 2017

Ballots for the 2017 Hall of Fame/BBWAA election will be distributed following the 2016 season with results from the voting scheduled to be announced in January 2017. A partial list of first-year candidates for election includes: Vladimir Guerrero, Jorge Posada, Manny Ramirez and Ivan Rodriguez. Historical information on past BBWAA elections and the election process can be accessed at www.baseballhall.org or by contacting the Hall of Fame Communications department.

CONNECT TO COOPERSTOWN

- ▣ For up-to-the-minute news from Cooperstown, visit at www.baseballhall.org. Stay up-to-date on all the activity at the Hall of Fame's official site and through social networking on Facebook, Instagram, Twitter and YouTube.
- ▣ If you would like to receive interesting stories and timely news items direct from the Hall of Fame and get the inside track on the latest happenings in Cooperstown, sign up for *Inside Pitch*. There's no cost to receive our weekly electronic newsletter in your e-mail box at home or work and it's easy to enroll. Just log on to www.baseballhall.org/support.
- ▣ If you have an interest in receiving *Around The Horn*, the Hall's monthly media newsletter, please send an e-mail to info@baseballhall.org. Be sure to include your name, name of organization and e-mail address. Or visit www.baseballhall.org/media-info.

RESEARCH ASSISTANCE

The Hall of Fame is pleased to provide assistance in baseball research and members of the media are encouraged to utilize this valuable baseball resource whenever necessary by calling the Public Relations department at (607) 547-0215, or the Library Reference desk at (607) 547-0330.



DAVE WINFIELD
INDUCTED AUGUST 5, 2001



TONY GWYNN
INDUCTED JULY 29, 2007

Other players who played for the Padres and earned Cooperstown plaques are Rollie Fingers, Gaylord Perry, Willie McCovey, Ozzie Smith, Rich "Goose" Gossage, Rickey Henderson, Roberto Alomar, Greg Maddux and Mike Piazza. Former manager Dick Williams was also inducted into the Hall of Fame in 2008. In addition, the 1978-79 Padres featured four players who would ultimately earn election to the Hall of Fame: Fingers, Perry, Smith and Winfield.



HISTORY & RECORDS

2015 LOCAL AWARD WINNERS



MATT KEMP
TEAM MVP



TYSON ROSS
CHAIRMAN'S AWARD



CRAIG KIMBREL
DARREL AKERFELDS
BULLPEN AWARD



TYSON ROSS
CLYDE MCCULLOUGH
PITCHER OF THE YEAR

SAN DIEGO PADRES MOST VALUABLE PLAYER

The San Diego Padres Most Valuable Player is selected annually by the San Diego Chapter of the Baseball Writers' Association of America (BBWAA).

1969—Nate Colbert	1993—Phil Plantier
1970—Cito Gaston	1994—Tony Gwynn
1971—Clay Kirby	1995—Tony Gwynn
1972—Nate Colbert	1996—Ken Caminti
1973—Fred Kendall	1997—Tony Gwynn
1974—Bobby Tolan	1998—Greg Vaughn
1975—Randy Jones	1999—Phil Nevin
1976—Randy Jones	2000—Phil Nevin
1977—George Hendrick	2001—Phil Nevin
1978—Dave Winfield	2002—Ryan Klesko
1979—Dave Winfield	2003—Mark Loretta
1980—Gene Richards	2004—Mark Loretta
1981—Juan Bonilla	2005—Brian Giles
1982—Terry Kennedy	2006—Adrian Gonzalez
1983—Alan Wiggins	2007—Khali Greene
1984—Tony Gwynn	2008—Adrian Gonzalez
1985—Garry Templeton	2009—Adrian Gonzalez
1986—Tony Gwynn	2010—Adrian Gonzalez
1987—Tony Gwynn	2011—Cameron Maybin
1988—Tony Gwynn	2012—Chase Headley
1989—Mark Davis	2013—Will Venable
1990—Bip Roberts	2014—Rene Rivera
1991—Fred McGriff	2015—Matt Kemp
1992—Gary Sheffield	

THE CHAIRMAN'S AWARD

The Padres Community Relations Department founded The Chairman's Award in 1995 to honor the Padres player or coach who best exemplifies the community spirit of the club.

1995—Tony Gwynn	2006—Jake Peavy
1996—Brian Johnson	2007—Adrian Gonzalez
1997—Steve Finley	2008—Chris Young
1998—Greg Vaughn	2009—Bud Black
1999—Trevor Hoffman	2010—Nick Hundley
2000—Woody Williams	2011—Luke Gregerson
2001—Ryan Klesko	2012—Will Venable
2002—Mark Kotsay	2013—Bud Black
2003—Bruce Bochy	2014—Ian Kennedy
2004—Brian Giles	2015—Tyson Ross
2005—Woody Williams	

DARREL AKERFELDS BULLPEN AWARD

Established in 2006 as the Fireman's Award, it was renamed to the Darrel Akerfeldts Bullpen Award following the 2012 season to honor the club's bullpen coach who passed away on June 24, 2012 after a battle with pancreatic cancer. Loved, admired and respected by all who knew him, "Ak" was a coach, mentor and friend to the Padres family from 1997-2012. A leader in the San Diego bullpen for over a decade, his coaching career spanned 11 seasons with San Diego with the pen posting the second-best ERA in the Majors over his 10 full seasons from 2002-11. The award is given annually to the most outstanding member of the Padres bullpen as voted on by his peers.

2006—Trevor Hoffman	2011—Heath Bell
2007—Heath Bell	2012—Luke Gregerson
2008—Trevor Hoffman	2013—Huston Street
2009—Heath Bell	2014—Joaquin Benoit
2010—Heath Bell	2015—Craig Kimbrel

CLYDE MCCULLOUGH PITCHER OF THE YEAR AWARD

The Clyde McCullough Award for Padres Pitcher of the Year, selected annually by the San Diego Chapter of the Baseball Writers Association of America (BBWAA), is named in honor of the former San Diego bullpen coach who passed away on September 18, 1982. McCullough, whose career as a player, coach, instructor and scout spanned nearly five decades, was an inspirational and popular figure. The award originally honored the Padres' top rookie but has come to recognize the club's best pitcher since 1990.

1982—Luis DeLeon	1999—Trevor Hoffman
1983—Mark Thurmond	2000—Woody Williams
1984—Carmelo Martinez	2001—Trevor Hoffman
1985—Lance McCullers	2002—Trevor Hoffman
1986—John Kruk	2003—Rod Beck
1987—Benito Santiago	2004—Jake Peavy
1988—Roberto Alomar	2005—Jake Peavy
1989—Greg Harris	2006—Trevor Hoffman
1990—Ed Whitson	2007—Jake Peavy
1991—Andy Benes	2008—Jake Peavy
1992—Bruce Hurst	2009—Heath Bell
1993—Andy Benes	2010—Heath Bell
1994—Trevor Hoffman	2011—Heath Bell
1995—Andy Ashby	2012—Clayton Richard
1996—Trevor Hoffman	2013—Andrew Cashner
1997—Trevor Hoffman	2014—Tyson Ross
1998—T. Hoffman & K. Brown	2015—Tyson Ross

HISTORY & RECORDS

NATIONAL AWARD WINNERS

NL MOST VALUABLE PLAYER

1996—Ken Caminiti, 3B (BBWAA)

NL CY YOUNG AWARD

1976—Randy Jones (BBWAA)

1978—Gaylord Perry (BBWAA)

1989—Mark Davis (BBWAA)

2007—Jake Peavy (BBWAA)

NL ROOKIE OF THE YEAR

1987—Benito Santiago (BBWAA, The Sporting News)

2004—Khalil Greene (Baseball America)

RAWLINGS GOLD GLOVE AWARD

1979—Dave Winfield, OF

1980—Dave Winfield, OF, Ozzie Smith, SS

1981—Ozzie Smith, SS

1986—Tony Gwynn, OF

1987—Tony Gwynn, OF

1988—Benito Santiago, C

1989—Tony Gwynn, OF, Benito Santiago, C

1990—Tony Gwynn, OF, Benito Santiago, C

1991—Tony Gwynn, OF

1995—Ken Caminiti, 3B, Steve Finley, CF

1996—Ken Caminiti, 3B, Steve Finley, CF

1997—Ken Caminiti, 3B

2006—Mike Cameron, OF

2007—Greg Maddux, RHP

2008—Adrian Gonzalez, 1B

2009—Adrian Gonzalez, 1B

2012—Chase Headley, 3B

SPORTING NEWS ALL LEAGUE TEAM

1975—Randy Jones, LHP

1976—Randy Jones, LHP

1978—Gaylord Perry, RHP

1979—Dave Winfield, OF

1984—Tony Gwynn, OF, Mark Thurmond, LHP

1986—Tony Gwynn, OF

1987—Tony Gwynn, OF, Benito Santiago, C

1989—Tony Gwynn, OF, Benito Santiago, C

1994—Tony Gwynn, OF

1995—Ken Caminiti, 3B

1996—Ken Caminiti, 3B

2007—Jake Peavy, RHP

2012—Chase Headley, 3B

PLAYER OF THE YEAR

1992—Gary Sheffield, 3B (The Sporting News)

1996—Ken Caminiti, 3B (ESPN)

NL PITCHER OF THE YEAR

1976—Randy Jones, LHP (The Sporting News)

1989—Mark Davis, LHP (The Sporting News)

2007—Jake Peavy, RHP (The Sporting News)

NL MANAGER OF THE YEAR

1996—Bruce Bochy (BBWAA & The Sporting News)

1998—Bruce Bochy (The Sporting News)

2010—Bud Black (BBWAA & The Sporting News)

ROBERTO CLEMENTE MAN OF THE YEAR AWARD

1999—Tony Gwynn

NL RELIEVER OF THE YEAR

1977—Rollie Fingers (The Sporting News, Rolands)

1978—Rollie Fingers (The Sporting News, Rolands)

1980—Rollie Fingers (Rolands; tied with Tom Hume for The Sporting News)

1989—Mark Davis (The Sporting News, Rolands)

1996—Trevor Hoffman (The Sporting News)

1998—Trevor Hoffman (The Sporting News, Rolands)

2006—Trevor Hoffman (The Sporting News, Rolands)

2009—Heath Bell (Rolands)

2010—Heath Bell (Rolands, The Sporting News, MLB)

NL ROOKIE PITCHER OF THE YEAR

1976—Butch Metzger (The Sporting News)

1976—Butch Metzger (tied with Pat Zachary for BBWAA)

1977—Bob Owchinko (The Sporting News)

1989—Andy Benes (The Sporting News)

SILVER SLUGGER TEAM

1983—Terry Kennedy, C

1984—Tony Gwynn, OF, Garry Templeton, SS

1986—Tony Gwynn, OF

1987—Tony Gwynn, OF, Benito Santiago, C

1988—Benito Santiago, C

1989—Tony Gwynn, OF

1990—Benito Santiago, C

1991—Benito Santiago, C

1992—Fred McGriff, 1B, Gary Sheffield, 3B

1994—Tony Gwynn, OF

1995—Tony Gwynn, OF

1996—Ken Caminiti, 3B

1997—Tony Gwynn, OF

1998—Greg Vaughn, OF

2004—Mark Loretta, 2B

2012—Chase Headley, 3B

NLCS MVP

1984—Steve Garvey

1998—Sterling Hitchcock

NL PLAYER OF THE MONTH

June, 1978—Dave Winfield

April, 1983—Terry Kennedy

April, 1984—Tony Gwynn

June, 1987—Tony Gwynn

July, 1988—Tony Gwynn

August, 1992—Gary Sheffield

August, 1993—Tony Gwynn

August, 1996—Ken Caminiti

September, 1996—Ken Caminiti

May, 1997—Tony Gwynn

August, 2012—Chase Headley

September, 2012—Chase Headley

NL PITCHER OF THE MONTH

April, 1976—Randy Jones

May, 1976—Randy Jones

September, 1978—Gaylord Perry

May, 1985—Andy Hawkins

April, 1989—Mark Davis

August, 2004—Jake Peavy

May, 2005—Trevor Hoffman

June, 2006—Chris Young

May, 2007—Jake Peavy

August, 2007—Jake Peavy

September, 2007—Jake Peavy



HISTORY & RECORDS

ANNUAL ALL-STAR SELECTIONS

YEAR	ALL-STARS
1969	Chris Cannizzaro (C)
1970	Cito Gaston (OF)
1971	Nate Colbert (1B); Preston Gomez (Coach)
1972	Nate Colbert (1B)
1973	Nate Colbert (1B)
1974	Johnny Grubb (OF)
1975	Randy Jones (P)
1976	Randy Jones (P) ; John McNamara (Coach)
1977	Dave Winfield (OF)
1978	Rollie Fingers (P); Dave Winfield (OF)
1979	Dave Winfield (OF) ; Gaylord Perry (P)
1980	Dave Winfield (OF)
1981	Terry Kennedy (C); Ozzie Smith (SS)
1982	Ruppert Jones (OF)
1983	Dave Dravecky (P); Terry Kennedy (C)
1984	Steve Garvey (1B) ; Tony Gwynn (OF) ; Rich Gossage (P); Dick Dent (Trainer)
1985	Steve Garvey (1B) ; Tony Gwynn (OF) ; LaMarr Hoyt (P) ; Terry Kennedy (C) ; Graig Nettles (3B) ; Rich Gossage (P); Garry Templeton (SS); Dick Williams (Manager)
1986	Tony Gwynn (OF)
1987	Tony Gwynn (OF)
1988	Mark Davis (P)
1989	Tony Gwynn (OF) ; Mark Davis (P); Benito Santiago (C)
1990	Benito Santiago (C) —injured, did not play; Roberto Alomar (2B); Tony Gwynn (OF)
1991	Tony Gwynn (OF) ; Benito Santiago (C)
1992	Tony Gwynn (OF) ; Fred McGriff (1B) ; Benito Santiago (C) ; Tony Fernandez (SS); Gary Sheffield (3B); Bob Day (Trainer)
1993	Andy Benes (P); Tony Gwynn (OF)
1994	Tony Gwynn (OF)
1995	Tony Gwynn (OF)
1996	Tony Gwynn (OF) —injured, did not play; Ken Caminiti (3B)
1997	Tony Gwynn (OF) ; Ken Caminiti (3B) ; Steve Finley (OF); Bruce Bochy (Coach)
1998	Tony Gwynn (OF) ; Kevin Brown (P); Trevor Hoffman (P); Greg Vaughn (OF); Andy Ashby (P)
1999	Tony Gwynn (OF) —injured, did not play; Andy Ashby (P); Trevor Hoffman (P); Bruce Bochy (Manager)
2000	Trevor Hoffman (P)
2001	Ryan Klesko (1B); Phil Nevin (3B); Tony Gwynn (OF)—special All-Star “guest”; Bruce Bochy (Coach); Todd Hutcheson (Trainer)
2002	Trevor Hoffman (P)
2003	Rondell White (OF)
2004	Mark Loretta (2B)
2005	Jake Peavy (P)
2006	Trevor Hoffman (P)
2007	Trevor Hoffman (P); Jake Peavy (P) ; Chris Young (P)
2008	Adrian Gonzalez (1B); Bud Black (Coach)
2009	Adrian Gonzalez (1B); Heath Bell (P)
2010	Adrian Gonzalez (1B), Heath Bell (P); Bud Black (Coach)
2011	Heath Bell (P)
2012	Huston Street (P)
2013	Everth Cabrera (SS)
2014	Tyson Ross (P), Huston Street (P)
2015	Justin Upton (OF)

Blue denotes All-Star starter

HISTORY & RECORDS

ANNUAL STANDINGS AND ATTENDANCE

YEAR	HOME W-L	AWAY W-L	TOTAL W-L	PCT.	POS	GB	HOME ATTENDANCE
1969.....	28-53	24-57	52-110	.321	6	41.0	613,327
1970.....	31-50	32-49	63-99	.389	6	39.0	633,439
1971.....	33-48	28-52	61-100	.379	6	28.5	549,085
1972.....	26-54	32-41	58-95	.379	6	36.5	644,272
1973.....	31-50	29-52	60-102	.370	6	39.0	611,826
1974.....	36-45	24-57	60-102	.370	6	42.0	1,075,399
1975.....	38-43	33-48	71-91	.438	4	37.0	1,281,747
1976.....	42-38	31-51	73-89	.451	5	29.0	1,458,478
1977.....	35-46	34-47	69-93	.426	5	29.0	1,376,269
1978.....	50-31	34-47	84-78	.519	4	11.0	1,670,107
1979.....	39-42	29-51	68-93	.422	5	22.0	1,456,967
1980.....	45-36	28-53-1	73-89-1	.451	6	19.5	1,139,026
1981.....	20-35	21-34	41-69	.373	6	26.0	519,161
1982.....	43-38	38-43	81-81	.500	4	8.0	1,607,516
1983.....	47-34-1	34-47	81-81-1	.500	4	10.0	1,539,819
1984.....	48-33	44-37	92-70	.568	1	+12.0	1,983,904
1985.....	44-37	39-42	83-79	.512	T3	12.0	2,210,352
1986.....	43-38	31-50	74-88	.457	4	22.0	1,805,776
1987.....	37-44	28-53	65-97	.401	6	25.0	1,454,061
1988.....	47-34	36-44	83-78	.516	3	11.0	1,506,896
1989.....	46-35	43-38	89-73	.549	2	3.0	2,009,032
1990.....	37-44	38-43	75-87	.463	T4	16.0	1,856,395
1991.....	42-39	42-39	84-78	.519	3	10.0	1,804,289
1992.....	45-36	37-44	82-80	.506	3	16.0	1,722,102
1993.....	34-47	27-54	61-101	.377	7	43.0	1,375,432
1994.....	26-31	21-39	47-70	.402	4	12.5	953,857
1995.....	40-32	30-42	70-74	.486	3	8.0	1,041,805
1996.....	45-36	46-35	91-71	.562	1	+1.0	2,187,886
1997.....	39-42	37-44	76-86	.469	4	14.0	2,089,333
1998.....	54-27	44-37	98-64	.604	1	+9.5	2,555,901
1999.....	46-35	28-53	74-88	.457	4	26.0	2,523,538
2000.....	41-40	35-46	76-86	.469	5	21.0	2,423,149
2001.....	35-46	44-37	79-83	.488	4	13.0	2,378,116
2002.....	41-40	25-56	66-96	.407	5	32.0	2,220,601
2003.....	35-46	29-52	64-98	.395	5	36.5	2,027,020
2004.....	42-39	45-36	87-75	.537	3	6.0	3,016,752
2005.....	46-35	36-45	82-80	.506	1	+5.0	2,869,787
2006.....	43-38	45-36	88-74	.543	T1	+0.0	2,659,757
2007.....	47-34	42-40	89-74	.546	3	1.5	2,790,074
2008.....	35-46	28-53	63-99	.389	5	21.0	2,427,535
2009.....	42-39	33-48	75-87	.463	4	20.0	1,922,603
2010.....	45-36	45-36	90-72	.556	2	2.0	2,131,774
2011.....	35-46	36-45	71-91	.438	5	23.0	2,143,018
2012.....	42-39	34-47	76-86	.469	4	18.0	2,123,721
2013.....	45-36	31-50	76-86	.469	T3	16.0	2,166,691
2014.....	48-33	29-52	77-85	.475	3	17.0	2,195,373
2015.....	39-42	35-46	74-88	.457	4	18.0	2,459,742
Totals	1878-1868-1	1594-2148-1	3472-4016-2	.464	—	—	83,212,710

Blue—Padres Record

PADRES EXPANSION DRAFT SELECTIONS - OCTOBER 15, 1968

No.	Name	Pos	Former Club	No.	Name	Pos	Former Club
1.	Ollie Brown	OF	San Francisco	16.	Mike Corkins	RHP	San Francisco
2.	Dave Giusti	RHP	St. Louis	17.	Tom Dukes	RHP	Houston
3.	Dick Selma	RHP	New York Mets	18.	Rick James	RHP	Chicago Cubs
4.	Al Santorini	RHP	Atlanta	19.	Tony Gonzalez	OF	Philadelphia
5.	Jose Arcia	INF	Chicago Cubs	20.	Dave Roberts	LHP	Pittsburgh
6.	Clay Kirby	RHP	St. Louis	21.	Ivan Murrell	OF	Houston
7.	Fred Kendall	C	Cincinnati	22.	Jim Williams	OF	Los Angeles
8.	Jerry Morales	OF	New York Mets	23.	Billy McCool	LHP	Cincinnati
9.	Nate Colbert	1B	Houston	24.	Roberto Pena	INF	Philadelphia
10.	Zoilo Versalles	INF	Los Angeles Dodgers	25.	Al McBean	RHP	Pittsburgh
11.	Frank Reberger	RHP	Chicago Cubs	26.	Rafael Robles	INF	San Francisco
12.	Jerry DaVanon	INF	St. Louis Cardinals	27.	Fred Katawczik	LHP	Cincinnati
13.	Larry Stahl	OF	New York Mets	28.	Ron Slocum	INF	Pittsburgh
14.	Dick Kelley	LHP	Atlanta	29.	Steve Arlin	RHP	Philadelphia
15.	Al Ferrara	OF	Los Angeles Dodgers	30.	Cito Gaston	OF	Atlanta



HISTORY & RECORDS

INTERLEAGUE PLAY RESULTS (1997-2015)

With an 7-13 record in 2015, the Padres are 135-179 in 19 seasons of Interleague Play; 68-89 at home and 67-90 on the road against the American League.

AL OPPONENT	HOME	AWAY	OVERALL
Baltimore	3-5	3-2	6-7
Boston	2-4	3-6	5-10
Chicago	1-2	3-3	4-5
Cleveland	1-2	3-6	4-8
Detroit	4-5	0-3	4-8
Houston	---	---	---
Kansas City	7-2	1-2	8-4
Los Angeles	6-5	9-8	15-13
Minnesota	1-7	3-5	4-12
New York	3-3	1-5	4-8
Oakland	6-10	4-9	10-19
Seattle	23-26	23-26	46-52
Tampa Bay	0-3	6-6	6-9
Texas	7-7	8-9	15-16
Toronto	4-5	---	4-5
A.L. West	42-51	44-52	86-103
A.L. Central	14-18	10-19	24-37
A.L. East	12-20	13-19	25-39
TOTALS	68-89	67-90	135-179

Here's a look at how the Padres fared against American League foes statistically in 2015 and through 19 seasons of Interleague competition:

2015	CATEGORY	ALL-TIME
7-13	RECORD	135-179
.221 (149-for-675)	TEAM BATTING AVG.249 (2658-for-10688)
67	RUNS	1234
3.4	RUNS PER GAME	3.9
14	HOME RUNS	262
15	SB	170
5.19 (103 ER, 178.2 IP)	ERA	4.22 (1311 ER, 2797.1 IP)
117	RUNS ALLOWED	1450
5.85	RUNS ALLOWED PER GAME	4.6
29	HOME RUNS ALLOWED	338

Single-game team run scored records in Interleague play:

MOST RUNS SCORED	17	June 7, 1998 at Texas
MOST RUNS ALLOWED	16	June 17, 2015 at Oakland
MOST RUNS COMBINED	25	June 7 at Texas (17-8 SD win)

PADRES RETIRED NUMBERS

6

STEVE GARVEY
(1989)

31

DAVE WINFIELD
(2001)

51

TREVOR HOFFMAN
(2011)

19

TONY GWYNN
(2004)

35

RANDY JONES
(1997)

42

JACKIE ROBINSON
(1997)

HISTORY & RECORDS

ANNUAL RECORDS VS. OPPONENTS

	'69	'70	'71	'72	'73	'74	'75	'76	'77	'78	'79	'80	'81	'82	'83	'84	'85	'86
Arizona																		
Atlanta	5-13	9-9	7-11	11-6	6-12	1-17	11-7	8-10	7-11	10-8	12-6	6-12	6-9	7-11	9-9	11-7	11-7	6-12
Baltimore																		
Boston																		
Chicago (AL)																		
Chicago (NL)	1-11	3-9	3-9	3-9	5-7	6-6	7-5	6-6	5-7	5-7	3-9	8-4	3-3	8-4	7-5	6-6	4-8	6-6
Cincinnati	7-11	10-8	8-10	10-8	5-13	6-12	7-11	5-13	7-11	9-9	7-10	3-15	2-10	12-6	9-9	11-7	9-9	9-9
Cleveland																		
Colorado																		
Detroit																		
Houston	8-10	4-14	8-10	2-12	8-10	7-11	9-9	8-10	10-8	10-8	4-14	7-11	3-11	9-9	7-11	12-6	6-12	8-10
Kansas City																		
Los Angeles (AL)																		
Los Angeles (NL)	6-12	7-11	5-13	5-13	9-9	2-16	7-11	12-6	6-12	9-9	9-9	9-9	5-6	9-9	12-6	8-10	10-8	12-6
Miami																		
Milwaukee																		
Minnesota																		
New York (AL)																		
New York (NL)	1-11	6-6	5-7	5-7	4-8	6-6	4-8	5-7	6-6	7-5	8-4	11-1	5-2	6-6	6-6	6-6	5-7	2-10
Oakland																		
Philadelphia	4-8	3-9	8-4	6-6	3-9	7-5	5-7	4-8	3-9	4-8	3-9	4-8	2-4	5-7	7-5	5-7	7-5	6-6
Pittsburgh	2-10	6-6	3-9	2-10	4-8	3-9	4-8	5-7	2-10	7-5	5-7	6-6	4-6	6-6	3-9	8-4	8-4	4-8
San Francisco	6-12	5-13	5-13	4-10	7-11	11-7	8-10	8-10	8-10	8-10	8-10	10-8	6-7	10-8	11-7	13-5	12-6	8-10
Seattle																		
St. Louis	4-8	4-8	4-8	4-8	4-8	5-7	4-8	4-8	8-4	9-3	4-8	7-5	3-7	4-8	6-6	7-5	4-8	5-7
Tampa Bay																		
Texas																		
Toronto																		
Washington	8-4	6-6	5-6	6-6	5-7	6-6	5-7	8-4	7-5	6-6	5-7	2-10	2-4	5-7	4-8	5-7	7-5	8-4
	'87	'88	'89	'90	'91	'92	'93	'94	'95	'96	'97	'98	'99	'00	'01	'02	'03	'04
Arizona																		
Atlanta	12-6	10-8	11-7	10-8	7-11	5-13	4-9	1-6	2-5	4-9	3-8	4-5	4-5	1-8	3-3	3-3	1-6	3-3
Baltimore																		
Boston																		
Chicago (AL)																		
Chicago (NL)	3-9	4-8	4-8	4-8	8-4	7-5	4-8	3-6	7-5	6-6	5-6	4-5	3-6	5-3	4-2	4-2	2-4	2-4
Cincinnati	6-12	8-10	9-9	9-9	10-8	7-11	4-9	2-8	6-3	3-9	6-5	11-1	3-6	5-4	4-2	1-5	3-3	4-2
Cleveland																		
Colorado							7-6	5-5	4-9	5-8	8-4	7-5	9-4	6-7	10-9	8-11	7-12	9-10
Detroit																		
Houston	13-5	12-6	10-8	14-4	12-6	11-7	5-8	5-5	4-7	6-6	5-6	4-5	1-8	7-2	6-3	2-4	3-3	4-2
Kansas City																		
Los Angeles (AL)												2-2	2-1	3-0	1-2	1-2		
Los Angeles (NL)	7-11	11-7	12-6	9-9	8-10	9-9	4-9	4-6	6-7	8-5	7-5	7-5	9-3	5-8	10-9	9-10	11-8	9-10
Miami							5-7	1-5	2-3	9-3	6-5	5-4	6-3	7-2	4-3	1-5	1-5	2-4
Milwaukee												6-3	5-3	7-2	5-1	1-5	1-5	4-2
Minnesota																		
New York (AL)																		
New York (NL)	4-8	5-7	7-5	7-5	5-7	8-4	7-5	6-6	7-6	10-3	6-5	5-4	2-7	6-3	5-1	4-3	3-3	3-3
Oakland												1-3	1-2	2-1	0-3	1-2		
Philadelphia	4-8	7-4	10-2	5-7	3-9	9-3	6-6	8-4	6-6	8-4	4-7	8-1	3-6	5-2	2-5	4-2	3-4	1-5
Pittsburgh	4-8	4-8	9-3	2-10	5-7	7-5	3-9	3-3	8-4	9-4	6-5	4-5	6-3	2-7	4-2	4-2	2-4	3-3
San Francisco	5-13	8-10	8-10	7-11	11-7	11-7	3-10	5-2	6-7	11-2	4-8	8-4	5-7	5-7	5-14	5-14	5-14	12-7
Seattle												3-1	2-2	4-2	3-3	2-4	2-1	4-2
St. Louis	4-8	6-6	2-10	3-9	9-3	4-8	7-5	4-2	7-5	4-8	5-6	6-3	2-7	0-9	1-5	1-5	2-4	2-4
Tampa Bay																		
Texas												2-2	1-2	2-1	1-2	2-1		
Toronto																		
Washington	3-9	8-4	7-5	5-7	6-6	4-8	2-10	0-12	5-7	8-4	3-8	4-4	3-5	6-3	3-3	4-3	2-4	1-2
	'05	'06	'07	'08	'09	'10	'11	'12	'13	'14	'15							
Arizona	9-10	10-9	8-10	8-10	7-11	10-8	7-11	11-7	12-7	7-12	10-9							
Atlanta	5-1	2-7	2-5	1-5	3-3	2-4	5-4	3-4	5-1	4-3	5-2							
Baltimore			1-2			2-1			2-2									
Boston			1-2				2-1		0-3									
Chicago (AL)	1-2									2-1								
Chicago (NL)	3-4	7-0	5-3	2-5	5-4	5-3	3-3	3-3	4-3	4-3	3-3							
Cincinnati	2-4	4-2	4-2	3-4	6-1	4-2	2-4	2-6	3-3	5-1	4-2							
Cleveland	1-2			1-2						1-2								
Colorado	11-7	9-10	8-11	9-9	8-10	6-12	9-9	10-8	7-12	9-10	12-7							
Detroit	0-3			1-2						2-1								
Houston	3-4	3-3	3-4	3-3	1-6	5-2	5-3	5-3										
Kansas City							3-0			1-2	0-3							
Los Angeles (AL)		2-1			0-3			2-1										
Los Angeles (NL)	7-11	13-5	10-8	7-11	8-10	10-8	5-13	7-11	8-11	7-12	5-14							
Miami	4-2	3-3	4-3	2-4	2-4	6-3	7-0	1-5	4-3	4-3	5-2							
Milwaukee	4-3	3-4	5-2	3-4	4-2	4-3	2-3	4-5	4-3	3-3	2-5							
Minnesota	2-1			0-3			0-3			1-3								
New York (AL)				0-3					2-1									
New York (NL)	2-4	2-5	4-2	5-2	5-2	3-3	3-4	3-4	3-4	3-3	4-2							
Oakland		2-1			1-2			1-2			1-3							
Philadelphia	0-6	4-2	3-4	2-4	2-5	2-5	1-7	3-4	2-4	3-4	1-5							
Pittsburgh	4-3	5-1	6-1	4-3	4-3	6-0	4-2	5-1	4-3	3-3	2-5							
San Francisco	12-6	7-12	14-4	1-6	10-8	12-6	6-12	6-12	8-11	10-9	8-11							
Seattle	3-3	1-5	2-4	1-5	2-4	4-2	1-5	5-1	2-2	2-2	1-3							
St. Louis	4-3	4-2	3-4	5-13	1-6	3-4	3-3	3-3	2-4	3-4	4-3							
Tampa Bay			2-1			2-1			0-3									
Texas		2-1				2-1		0-3			3-3							
Toronto						1-2			2-1									
Washington	5-1	5-1	4-2	5-1	4-2	3-3	3-4	2-3	2-5	3-4	2-5							



HISTORY & RECORDS

PADRES ALL-TIME VS. OPPONENTS

TEAM	HOME	AWAY	OVERALL	TEAM	HOME	AWAY	OVERALL
Arizona	93-66 (.585)	57-101 (.361)	150-167 (.473)	Milwaukee.....	36-22 (.621)	31-36 (.463)	67-58 (.536)
Atlanta	146-160 (.477)	122-179 (.405)	268-339 (.441)	Minnesota.....	1-7 (.125)	3-5 (.375)	4-12 (.250)
Baltimore	3-5 (.375)	3-2 (.600)	6-7 (.462)	New York (NL)..	130-107 (.549)+	108-124 (.466)	238-231 (.507)
Boston	2-4 (.333)	3-6 (.333)	5-10 (.333)	New York (AL).....	3-3 (.500)	1-5 (.167)	4-8 (.333)
Chicago (AL).....	1-2 (.333)	3-3 (.500)	4-5 (.444)	Oakland	6-10 (.375)	4-9 (.308)	10-19 (.345)
Chicago (NL).....	116-117 (.498)	96-137 (.412)	212-254 (.455)	Philadelphia.....	107-125 (.461)	98-134 (.422)	205-259 (.442)
Cincinnati.....	150-155 (.492)	126-173-1 (.420)	276-328-1 (.456)	Pittsburgh	106-123 (.463)	108-126 (.462)	214-249 (.462)
Cleveland.....	1-2 (.333)	3-6 (.333)	4-8 (.333)	San Francisco....	200-200 (.500)	170-225 (.430)	370-425 (.465)
Colorado.....	99-91 (.521)^	84-104 (.447)	183-195 (.484)	Seattle	23-26 (.469)	22-25 (.468)	46-52 (.469)
Detroit	4-5 (.444)	0-3 (.000)	4-8 (.333)	St. Louis.....	112-118 (.487)*	78-155 (.335)	190-273 (.410)
Houston.....	160-141 (.532)	122-171 (.416)	282-312 (.475)	Tampa Bay.....	0-3 (.000)	6-6 (.500)	6-9 (.400)
Kansas City	7-2 (.778)	1-2 (.333)	8-4 (.667)	Texas.....	7-7 (.500)	8-9 (.471)	15-16 (.484)
LA Angels	6-5 (.545)	9-8 (.529)	15-13 (.536)	Toronto	4-5 (.444)	—	4-5 (.444)
LA Dodgers.....	198-200-1 (.496)	176-226 (.438)	374-426-1 (.467)	Washington.....	114-119 (.489)	102-122 (.454)	217-243 (.472)
Miami.....	43-38 (.530)	48-43 (.527)	91-81 (.529)				

+ Includes a 2-1 record at Monterrey Stadium in Monterrey, MEX, August 16-18, 1996

* Includes a 1-2 record at Aloha Stadium in Honolulu, HI, April 19-20, 1997

^ Includes an 0-1 record at Monterrey Stadium in Monterrey, MEX, April 4, 1999

ALL-TIME HOME ATTENDANCE RECORDS

	ATT.	OPP.	DATE
Single Game—Day	61,277	SF	April 10, 2001
Single Game—Night	61,674	ARI	April 24, 1999
Doubleheader	43,473	PHI	June 13, 1976
Opening Day/Night	61,277	SF	April 10, 2001
Special Events:			
All-Star Game	59,372	AL vs. NL	July 14, 1992
Division Series	65,235	HOU (Game 3)	October 3, 1998
NL Championship Series	65,042	ATL (Game 4)	October 11, 1998
World Series	65,427	NY Yankees (Game 4)	October 21, 1998
4-Game Series	197,225	LAD	September 19-22, 1996
3-Game Series	165,929	NY Yankees	June 21-23, 2002
2-Game Series	81,037	SF	April 15-16, 1985
Memorial Day	38,355	COL	May 31, 2004
Independence Day	61,148	COL	July 4, 1998
Labor Day	36,535	STL	September 3, 2001
Week Night (Non-holiday)	54,490	SF	(Monday) April 15, 1985
Week Day (Non-Opening Day)	47,482	LAD	(Thursday) June 27, 1985
Friday Night	60,918	SEA	June 15, 2001
Saturday Day	60,021	NY Yankees	June 22, 2002
Saturday Night	61,674	ARI	April 24, 1999
Sunday	60,103	COL	* October 7, 2001
Road Game (Largest)	63,661	at COL	June 20, 1993
Road Game (Smallest)	987	at SF	April 14, 1975
Home Game (Smallest)	1,413	HOU	September 11, 1973

*Tony Gwynn's final game

SEASON RECORDS

RK	YEAR	HOME ATT.
1.	2004	3,016,752
2.	2005	2,869,787
3.	2007	2,790,074
4.	2006	2,659,757
5.	1998	2,555,901
6.	1999	2,523,538
7.	2015	2,459,742
8.	2008	2,427,535
9.	2000	2,423,149
10.	2001	2,378,116

TOP 10 AT PETCO PARK

RK	DATE	OPP.	ATT.
1.	3/30/14	LAD	45,567
2.	4/6/09	LAD	45,496
3.	9/30/04	SF	45,389
4.	5/16/15	WSH	45,282
5.	4/9/15	SF	45,149
6.	3/31/08	HOU	44,965
7.	9/25/04	ARI	44,863
8.	8/22/15	STL	44,816
9.	8/8/15	PHI	44,567
10.	6/23/07	BOS	44,457

SEASONS WITH THE MOST...

SUPERLATIVES	NO.	YEAR(S)
Most Sellouts	24	2004
Most Crowds in Excess of 30,000	70	2004
Most Crowds in Excess of 40,000	24	2004, 2007
Most Crowds in Excess of 50,000*	11	1999
Most Crowds in Excess of 60,000*	7	2001

*Prior to moving to Petco Park; set at Qualcomm Stadium

TOP SERIES AT PETCO PARK

THREE-GAME SERIES

RK	DATES	DAYS	OPP.	ATT.
1.	6/22-24/07	Fri-Sun	BOS	133,311
2.	8/2-4/13	Fri-Sun	NY Yankees	131,812
3.	4/24-26/15	Fri-Sun	LAD	130,765
4.	4/27-29/07	Fri-Sun	LAD	130,448
5.	7/30-8/1/04	Fri-Sun	LAD	130,334

FOUR-GAME SERIES

RK	DATES	DAYS	OPP.	ATT.
1.	4/9-12/15	Thurs-Sun	SF	168,171
2.	7/14-17/05	Thurs-Sun	ARI	164,395
3.	7/26-29/04	Mon-Thurs	SF	160,942
4.	6/2-5/05	Thurs-Sun	CHI	155,762
5.	4/7-10/05	Thurs-Sun	PIT	154,789

HISTORY & RECORDS

OPENING DAY HISTORY

April 8, 1969		April 7, 1970		April 6, 1971		April 15, 1972	
HOUSTON	1	ATLANTA	3	SAN FRANCISCO	4	ATLANTA	5
SAN DIEGO	2	SAN DIEGO	8	SAN DIEGO	0	SAN DIEGO	6
Attendance-23,370		Attendance-28,215		Attendance-34,554		Attendance-16,555	
Rafael Robles	SS	Tommy Dean	SS	Dave Campbell	2B	Enzo Hernandez	SS
Roberto Pena	2B	Van Kelly	3B	Larry Stahl	LF	Derrel Thomas	2B
Tony Gonzalez	CF	Ollie Brown	RF	Clarence Gaston	CF	Leron Lee	LF
Ollie Brown	RF	Nate Colbert	1B	Nate Colbert	1B	Nate Colbert	1B
Bill Davis	1B	Clarence Gaston	CF	Ollie Brown	RF	Larry Stahl	RF
Larry Stahl	LF	Jerry Morales	LF	Ed Spiezio	3B	Jose Morales	CF
Ed Spiezio	3B	Dave Campbell	2B	Chris Cannizzaro	C	Bob Barton	C
Chris Cannizzaro	C	Chris Cannizzaro	C	Tommy Dean	SS	Dave Campbell	3B
Dick Selma	RHP	Pat Dobson	RHP	Tom Phoebe	RHP	Clay Kirby	RHP
April 6, 1973		April 5, 1974		April 10, 1975		April 9, 1976	
LOS ANGELES	2	SAN DIEGO	0	SAN FRANCISCO	2	ATLANTA	2
SAN DIEGO	4	LOS ANGELES	8	SAN DIEGO	0	SAN DIEGO	8
Attendance-32,019		Attendance-31,556		Attendance-17,670 (10 inn.)		Attendance-44,728	
Enzo Hernandez	SS	Bobby Tolan	RF	Bobby Tolan	LF	John Grubb	LF
John Grubb	CF	Glenn Beckert	2B	Tito Fuentes	2B	Tito Fuentes	2B
Leron Lee	LF	John Grubb	CF	Dave Winfield	RF	Willie Davis	CF
Nate Colbert	1B	Willie McCovey	1B	Willie McCovey	1B	Dave Winfield	RF
Clarence Gaston	RF	Nate Colbert	LF	John Grubb	CF	Mike Ivie	1B
Dave Hilton	3B	Fred Kendall	C	Glenn Beckert	3B	Doug Rader	3B
Dave Roberts	2B	Dave Hilton	3B	Randy Hundley	C	Hector Torres	SS
Bob Davis	C	Enzo Hernandez	SS	Enzo Hernandez	SS	Bob Davis	C
Clay Kirby	RHP	Bill Greif	RHP	Randy Jones	LHP	Randy Jones	LHP
April 6, 1977		April 7, 1978		April 5, 1979		April 10, 1980	
SAN DIEGO	3	SAN DIEGO	3	SAN DIEGO	4	SAN FRANCISCO	4
CINCINNATI	5	SAN FRANCISCO	2	LOS ANGELES	3	SAN DIEGO	6
Attendance-51,869		Attendance-36,131		Attendance-46,536		Attendance-29,535	
Gene Richards	LF	Gene Richards	1B	Gene Richards	CF	Ozzie Smith	SS
Mike Champion	2B	Derrel Thomas	2B	Ozzie Smith	SS	Dave Cash	2B
Dave Winfield	RF	Oscar Gamble	LF	Mike Hargrove	1B	Gene Richards	LF
George Hendrick	CF	Dave Winfield	RF	Dave Winfield	RF	Dave Winfield	RF
Gene Tenace	C	George Hendrick	CF	Jerry Turner	LF	Jerry Mumphy	CF
Mike Ivie	1B	Gene Tenace	C	Barry Evans	3B	Gene Tenace	1B
Doug Rader	3B	Bill Almon	3B	Gene Tenace	C	Bill Fahey	C
Bill Almon	SS	Ozzie Smith	SS	Fernando Gonzalez	2B	Aurelio Rodriguez	3B
Randy Jones	LHP	Gaylord Perry	RHP	Gaylord Perry	RHP	Randy Jones	LHP
April 9, 1981		April 6, 1982		April 5, 1983		April 3, 1984	
SAN DIEGO	4	ATLANTA	1	SAN DIEGO	16	PITTSBURGH	1
SAN FRANCISCO	1	SAN DIEGO	0	SAN FRANCISCO	13	SAN DIEGO	5
Attendance-54,520 (12 inn.)		Attendance-30,188		Attendance-49,519		Attendance-44,553	
Gene Richards	LF	Gene Richards	LF	Gene Richards	LF	Alan Wiggins	2B
Ozzie Smith	SS	Juan Bonilla	2B	Juan Bonilla	2B	Tony Gwynn	RF
Rupert Jones	CF	Garry Templeton	SS	Steve Garvey	1B	Graig Nettles	3B
Luis Salazar	3B	Ruppert Jones	CF	Terry Kennedy	C	Steve Garvey	1B
Randy Bass	1B	Sixto Lezcano	RF	Sixto Lezcano	RF	Terry Kennedy	C
Dave Edwards	RF	Terry Kennedy	C	Ruppert Jones	CF	Carmelo Martinez	LF
Terry Kennedy	C	Luis Salazar	3B	Garry Templeton	SS	Kevin McReynolds	CF
Juan Bonilla	2B	Broderick Perkins	1B	Luis Salazar	3B	Garry Templeton	SS
John Curtis	LHP	Juan Eichelberger	RHP	Tim Lollar	LHP	Eric Show	RHP
April 9, 1985		April 7, 1986		April 6, 1987		April 5, 1988	
SAN DIEGO	3	SAN DIEGO	1	SAN DIEGO	3	SAN DIEGO	3
SAN FRANCISCO	4	LOS ANGELES	2	SAN FRANCISCO	4	HOUSTON	6
Attendance-52,714		Attendance-49,444		Attendance-52,020 (12 inn.)		Attendance-39,906	
Jerry Davis	LF	Bip Roberts	2B	Marvell Wynne	CF	Stan Jefferson	CF
Mario Ramirez	2B	Tony Gwynn	RF	Garry Templeton	SS	Tony Gwynn	RF
Tony Gwynn	RF	Kevin McReynolds	CF	Tony Gwynn	RF	Keith Moreland	LF
Steve Garvey	1B	Steve Garvey	1B	Carmelo Martinez	LF	John Kruk	1B
Kevin McReynolds	CF	Carmelo Martinez	LF	Kevin Mitchell	3B	Randy Ready	2B
Terry Kennedy	C	Garry Templeton	SS	Steve Garvey	1B	Benito Santiago	C
Jerry Royster	3B	Terry Kennedy	C	Benito Santiago	C	Chris Brown	3B
Garry Templeton	SS	Jerry Royster	3B	Joey Cora	2B	Garry Templeton	SS
LaMarr Hoyt	RHP	Eric Show	RHP	Eric Show	RHP	Ed Whitson	RHP



HISTORY & RECORDS

OPENING DAY HISTORY

April 3, 1989

SAN FRANCISCO	5
SAN DIEGO	3
Attendance-52,763	
Roberto Alomar.....	2B
Tim Flannery.....	3B
Tony Gwynn.....	CF
Jack Clark.....	1B
Carmelo Martinez.....	LF
John Kruk.....	RF
Benito Santiago.....	C
Garry Templeton.....	SS
Eric Show.....	RHP

April 9, 1990

SAN DIEGO	2
LOS ANGELES	4
Attendance-48,686	
Bip Roberts.....	3B
Roberto Alomar.....	2B
Tony Gwynn.....	RF
Jack Clark.....	1B
Joe Carter.....	CF
Fred Lynn.....	LF
Benito Santiago.....	C
Garry Templeton.....	SS
Bruce Hurst.....	LHP

April 9, 1991

SAN FRANCISCO	4
SAN DIEGO	7
Attendance-48,089	
Bip Roberts.....	2B
Tony Fernandez.....	SS
Tony Gwynn.....	RF
Fred McGriff.....	1B
Benito Santiago.....	C
Jack Clark.....	LF
Jim Presley.....	3B
Shawn Abner.....	CF
Ed Whitson.....	RHP

April 6, 1992

SAN DIEGO	4
CINCINNATI	3
Attendance-55,356	
Tony Fernandez.....	SS
Tony Gwynn.....	RF
Gary Sheffield.....	3B
Fred McGriff.....	1B
Benito Santiago.....	C
Jerald Clark.....	LF
Darrin Jackson.....	CF
Kurt Stillwell.....	2B
Bruce Hurst.....	LHP

April 6, 1993

SAN DIEGO	4
PITTSBURGH	9
Attendance-44,103	
Tony Gwynn.....	RF
Jeff Gardner.....	2B
Gary Sheffield.....	3B
Fred McGriff.....	1B
Phil Plantier.....	LF
Derek Bell.....	CF
Dan Walters.....	C
Craig Shipley.....	SS
Andy Benes.....	RHP

April 4, 1994

ATLANTA	4
SAN DIEGO	1
Attendance-42,251	
Bip Roberts.....	2B
Ricky Gutierrez.....	SS
Tony Gwynn.....	RF
Phil Plantier.....	LF
Derek Bell.....	CF
Archi Cianfrocco.....	3B
Dave Staton.....	1B
Brad Ausmus.....	C
Andy Benes.....	RHP

April 26, 1995

HOUSTON	10
SAN DIEGO	2
Attendance-38,124	
Bip Roberts.....	LF
Steve Finley.....	CF
Tony Gwynn.....	RF
Eddie Williams.....	1B
Ken Caminiti.....	3B
Andujar Cedeno.....	SS
Jody Reed.....	2B
Brad Ausmus.....	C
Andy Benes.....	RHP

April 1, 1996

SAN DIEGO	4
CHICAGO	5
Attendance-38,734 (10 inn.)	
Rickey Henderson.....	LF
Steve Finley.....	CF
Tony Gwynn.....	RF
Ken Caminiti.....	3B
Wally Joyner.....	1B
Brad Ausmus.....	C
Andujar Cedeno.....	SS
Jody Reed.....	2B
Andy Ashby.....	RHP

April 1, 1997

NEW YORK	5
SAN DIEGO	12
Attendance-43,005	
Quilvio Veras.....	2B
Tony Gwynn.....	RF
Steve Finley.....	CF
Ken Caminiti.....	3B
Greg Vaughn.....	LF
Wally Joyner.....	1B
John Flaherty.....	C
Chris Gomez.....	SS
Joey Hamilton.....	RHP

March 31, 1998

SAN DIEGO	10
CINCINNATI	2
Attendance-54,578	
Quilvio Veras.....	2B
Steve Finley.....	CF
Tony Gwynn.....	RF
Ken Caminiti.....	3B
Greg Vaughn.....	LF
Wally Joyner.....	1B
Carlos Hernandez.....	C
Chris Gomez.....	SS
Kevin Brown.....	RHP

April 4, 1999-Monterrey, Mex

COLORADO	8
SAN DIEGO	2
Attendance-27,104	
Quilvio Veras.....	2B
Reggie Sanders.....	LF
Tony Gwynn.....	RF
Wally Joyner.....	1B
Greg Myers.....	C
George Arias.....	3B
Ruben Rivera.....	CF
Chris Gomez.....	SS
Andy Ashby.....	RHP

April 3, 2000

SAN DIEGO	1
NEW YORK	2
Attendance-52,308	
Al Martin.....	LF
Damian Jackson.....	SS
Tony Gwynn.....	RF
Phil Nevin.....	3B
Ryan Klesko.....	1B
Bret Boone.....	2B
Ruben Rivera.....	CF
Carlos Hernandez.....	C
Sterling Hitchcock.....	LHP

April 2, 2001

SAN DIEGO	2
SAN FRANCISCO	3
Attendance-40,930	
Damian Jackson.....	2B
Mark Kotsay.....	CF
Ryan Klesko.....	1B
Phil Nevin.....	3B
Tony Gwynn.....	RF
Mike Darr.....	LF
Wiki Gonzalez.....	C
Chris Gomez.....	SS
Woody Williams.....	RHP

April 1, 2002

SAN DIEGO	0
ARIZONA	2
Attendance-47,025	
D'Angelo Jimenez.....	2B
Mark Kotsay.....	CF
Ron Gant.....	LF
Phil Nevin.....	1B
Bubba Trammell.....	RF
Deivi Cruz.....	SS
Wiki Gonzalez.....	C
Ramon Vazquez.....	3B
Kevin Jarvis.....	RHP

March 31, 2003

SAN FRANCISCO	5
SAN DIEGO	2
Attendance-61,707	
Mark Loretta.....	2B
Mark Kotsay.....	CF
Rondell White.....	LF
Ryan Klesko.....	1B
Xavier Nady.....	RF
Sean Burroughs.....	3B
Gary Bennett.....	C
Ramon Vazquez.....	SS
Brian Lawrence.....	RHP

April 5, 2004

SAN DIEGO	8
LOS ANGELES	2
Attendance-53,850	
Sean Burroughs.....	3B
Mark Loretta.....	2B
Brian Giles.....	RF
Phil Nevin.....	1B
Ryan Klesko.....	LF
Jay Payton.....	CF
Ramon Hernandez.....	C
Khalil Greene.....	SS
Brian Lawrence.....	RHP

April 4, 2005

SAN DIEGO	10
COLORADO	12
Attendance-47,661	
Khalil Greene.....	SS
Mark Loretta.....	2B
Brian Giles.....	RF
Phil Nevin.....	1B
Ryan Klesko.....	LF
Ramon Hernandez.....	C
Xavier Nady.....	CF
Sean Burroughs.....	3B
Woody Williams.....	RHP

April 3, 2006

SAN FRANCISCO	1
SAN DIEGO	6
Attendance-43,767	
Dave Roberts.....	CF
Eric Young.....	LF
Brian Giles.....	RF
Mike Piazza.....	C
Adrian Gonzalez.....	1B
Khalil Greene.....	SS
Vinny Castilla.....	3B
Josh Barfield.....	2B
Jake Peavy.....	RHP

April 3, 2007

SAN DIEGO	7
SAN FRANCISCO	0
Attendance-42,773	
Marcus Giles.....	2B
Brian Giles.....	RF
Mike Cameron.....	CF
Adrian Gonzalez.....	1B
Josh Bard.....	C
Khalil Greene.....	SS
Kevin Kouzmanoff.....	3B
Jose Cruz Jr.....	LF
Jake Peavy.....	RHP

March 31, 2008

HOUSTON	0
SAN DIEGO	4
Attendance-44,965	
Brian Giles.....	RF
Tadahito Iguchi.....	2B
Kevin Kouzmanoff.....	3B
Adrian Gonzalez.....	1B
Scott Hairston.....	CF
Khalil Greene.....	SS
Josh Bard.....	C
Paul McNulty.....	LF
Jake Peavy.....	RHP

HISTORY & RECORDS

OPENING DAY HISTORY

April 6, 2009		April 5, 2010		March 31, 2011		April 5, 2012	
LOS ANGELES	4	SAN DIEGO	3	SAN DIEGO	5	LOS ANGELES	5
SAN DIEGO	1	ARIZONA	6	ST. LOUIS	3	SAN DIEGO	3
Attendance-45,496		Attendance-49,059		Attendance-46,368		Attendance-42,941	
Jody Gerut.....CF		Tony Gwynn.....CF		Will Venable.....RF		Cameron Maybin.....CF	
David Eckstein.....2B		David Eckstein.....2B		Jason Bartlett.....SS		Chris Denorfia.....RF	
Brian Giles.....RF		Adrian Gonzalez.....1B		Orlando Hudson.....2B		Chase Headley.....3B	
Adrian Gonzalez.....1B		Kyle Blanks.....LF		Brad Hawpe.....1B		Jesus Guzman.....LF	
Kevin Kouzmanoff.....3B		Chase Headley.....3B		Ryan Ludwick.....LF		Nick Hundley.....C	
Chase Headley.....LF		Will Venable.....RF		Chase Headley.....3B		Yonder Alonso.....1B	
Henry Blanco.....C		Nick Hundley.....C		Cameron Maybin.....CF		Orlando Hudson.....2B	
Luis Rodriguez.....SS		Everth Cabrera.....SS		Nick Hundley.....C		Jason Bartlett.....SS	
Jake Peavy.....RHP		Jon Garland.....RHP		Tim Stauffer.....RHP		Edinson Volquez.....RHP	
April 1, 2013		March 30, 2014		April 6, 2015			
SAN DIEGO	2	LOS ANGELES	1	SAN DIEGO	3		
NEW YORK	11	SAN DIEGO	3	LOS ANGELES	6		
Attendance-41,053		Attendance-45,567		Attendance-53,518			
Chris Denorfia.....RF		Everth Cabrera.....SS		Wil Myers.....CF			
Everth Cabrera.....SS		Chris Denorfia.....RF		Derek Norris.....C			
Yonder Alonso.....1B		Chase Headley.....3B		Matt Kemp.....RF			
Carlos Quentin.....LF		Jedd Gyorko.....2B		Justin Upton.....LF			
Jedd Gyorko.....2B		Yonder Alonso.....1B		Will Middlebrooks.....3B			
Nick Hundley.....C		Tommy Medica.....LF		Jedd Gyorko.....2B			
Cameron Maybin.....CF		Will Venable.....CF		Yonder Alonso.....1B			
Cody Ransom.....3B		Rene Rivera.....C		Clint Barmes.....SS			
Edinson Volquez.....RHP		Andrew Cashner.....RHP		James Shields.....RHP			

OPENING DAY STARTERS

YEAR	STARTER	YEAR	STARTER	YEAR	STARTER
1969:	Dick Selma, RHP	1986:	Eric Show, RHP	2003:	Brian Lawrence, RHP
1970:	Pat Dobson, RHP	1987:	Eric Show, RHP	2004:	Brian Lawrence, RHP
1971:	Tom Phoebus, RHP	1988:	Ed Whitson, RHP	2005:	Woody Williams, RHP
1972:	Clay Kirby, RHP	1989:	Eric Show, RHP	2006:	Jake Peavy, RHP
1973:	Clay Kirby, RHP	1990:	Bruce Hurst, LHP	2007:	Jake Peavy, RHP
1974:	Bill Greif, RHP	1991:	Ed Whitson, RHP	2008:	Jake Peavy, RHP
1975:	Randy Jones, LHP	1992:	Bruce Hurst, LHP	2009:	Jake Peavy, RHP
1976:	Randy Jones, LHP	1993:	Andy Benes, RHP	2010:	Jon Garland, RHP
1977:	Randy Jones, LHP	1994:	Andy Benes, RHP	2011:	Tim Stauffer, RHP
1978:	Gaylord Perry, RHP	1995:	Andy Benes, RHP	2012:	Edinson Volquez, RHP
1979:	Gaylord Perry, RHP	1996:	Andy Ashby, RHP	2013:	Edinson Volquez, RHP
1980:	Randy Jones, LHP	1997:	Joey Hamilton, RHP	2014:	Andrew Cashner, RHP
1981:	John Curtis, LHP	1998:	Kevin Brown, RHP	2015:	James Shields, RHP
1982:	Juan Eichelberger, RHP	1999:	Andy Ashby, RHP		
1983:	Tim Lollar, LHP	2000:	Sterling Hitchcock, LHP		
1984:	Eric Show, RHP	2001:	Woody Williams, RHP		
1985:	LaMarr Hoyt, RHP	2002:	Kevin Jarvis, RHP		

LATE NIGHT IN PHILADELPHIA

The Padres made Major League history on July 2 (and 3), 1993 in Philadelphia with a two-night double-header that concluded at 4:40 a.m. the following morning. The start of the first game, scheduled for 4:35 p.m., was delayed by one hour and 10 minutes by rain. During the game, there were two more delays that totaled four hours and 44 minutes before play was resumed just before midnight. After five hours and 54 minutes of rain delays and a game time of 2:34, Game 1, a 5-2 Padres win, concluded at 1:03 a.m. Game 2 started at 1:28 a.m. and went 10 innings before the Phillies won 6-5. The game-winning run crossed the plate at 4:40 a.m. It is the latest a Major League game has ever ended. The previous mark was 3:55 a.m. when the Mets and Braves played into the wee hours on July 4-5, 1985.



HISTORY & RECORDS

OPENING DAY HISTORY

The Padres are 21-26 on Opening Day; 13-9 in season openers played in San Diego, 8-16 on the road and 0-1 in season openers played at a neutral site (an 8-2 loss to the Colorado Rockies in 1999 in Monterrey, Mexico).

The Padres are 24-23 in home openers. They have opened the season at home 22 times but only 12 times since 1985. They were 9-7 in season openers in Mission Valley at Qualcomm Stadium.

A closer look at the Padres home openers:

YEAR	OPPONENT	RESULT	ATTENDANCE
1969*	Houston	W, 2-1	23,370
1970*	Atlanta	W, 8-3	25,215
1971*	San Francisco	L, 0-4	34,554
1972*	Atlanta	W, 6-5	16,655
1973*	Los Angeles	W, 4-2	32,019
1974	Houston	L, 5-9	39,083
1975*	San Francisco	L, 0-2 (10)	17,670
1976*	Atlanta	W, 8-2	44,728
1977	San Francisco	W, 4-3	46,375
1978	San Francisco	L, 2-3	45,901
1979	Cincinnati	L, 2-4	44,858
1980*	San Francisco	W, 6-4	29,535
1981	Cincinnati	L, 1-7	36,391
1982*	Atlanta	L, 0-1	30,188
1983	San Francisco	L, 5-6	45,397
1984*	Pittsburgh	W, 5-1	44,553
1985	San Francisco	W, 8-3	54,490
1986	Cincinnati	W, 4-3 (11)	52,934
1987	San Francisco	L, 6-13	48,686
1988	Los Angeles	W, 5-3	52,395
1989*	San Francisco	L, 3-5	52,763
1990	Los Angeles	L, 0-1	54,098
1991*	San Francisco	W, 7-4	48,089
1992	Los Angeles	L, 3-6	51,280
1993	Pittsburgh	L, 2-4	46,192
1994*	Atlanta	L, 1-4	42,251
1995*	Houston	L, 2-10	38,124
1996	Florida	W, 9-2	44,470
1997*	New York (NL)	W, 12-5	43,005
1998	Cincinnati	W, 3-2 (10)	55,454
1999^	Colorado	L, 2-8	27,104
2000	Arizona	L, 4-8	60,021
2001	San Francisco	L, 6-11	61,277
2002	Arizona	W, 8-0	59,103
2003*	San Francisco	L, 2-5	61,707
2004+	San Francisco	W, 4-3 (10)	41,400
2005	Pittsburgh	W, 1-0 (12)	43,538
2006*	San Francisco	W, 6-1	43,767
2007	Colorado	L, 3-4	44,267
2008*	Houston	W, 4-0	44,965
2009*	Los Angeles (NL)	L, 1-4	45,496
2010	Atlanta	W, 17-2	42,843
2011	San Francisco	W, 3-1	43,146
2012*	Los Angeles (NL)	L, 3-5	42,941
2013	Los Angeles (NL)	W, 9-3	44,436
2014*	Los Angeles (NL)	W, 3-1	45,567
2015	San Francisco	L, 0-1 (12)	45,149

*Home opener was season opener

^Home opener was played in Monterrey, Mexico

+Opening game at Petco Park

ROOKIE OPENING DAY STARTERS

YEAR (#)	STARTERS
1969 (1):	Rafael Robles, SS
1970 (2):	Van Kelly, 3B Jerry Morales, LF
1972 (1):	Derrel Thomas, 2B
1973 (3):	Bob Davis, C John Grubb, CF Dave Hilton, 3B
1977 (3):	Bill Almon, SS Mike Champion, 2B Gene Richards, LF
1978 (1):	Ozzie Smith, SS
1979 (1):	Barry Evans, 3B
1981 (2):	Randy Bass, 1B Juan Bonilla, 2B
1984 (1):	Carmelo Martinez, LF
1985 (1):	Gerry Davis, LF
1986 (1):	Bip Roberts, 2B
1987 (2):	Joey Cora, 2B Benito Santiago, C
1993 (1):	Jeff Gardner, 2B
1994 (1):	Dave Staton, 1B
2002 (1):	Ramon Vazquez, 3B
2003 (1):	Xavier Nady, RF
2004 (1):	Khalil Greene, SS
2006 (1):	Josh Barfield, 2B
2007 (1):	Kevin Kouzmanoff, 3B
2012 (1):	Yonder Alonso, 1B
2013 (1):	Jedd Gyorko, 2B
2014 (1):	Tommy Medica, LF

Players in bold made their Major League debuts as Opening Day starters.

HISTORY & RECORDS

ANNUAL BATTING TOTALS

YEAR	AVG.	R	H	2B	3B	HR	RBI	SB
1969	.225	468	1203	180	42	99	431	45
1970	.246	681	1353	208	36	172	629	60
1971	.233	486	1250	184	31	96	447	70
1972	.227	488	1181	168	38	102	452	78
1973	.244	548	1330	198	26	112	516	88
1974	.229	541	1239	196	27	99	506	85
1975	.244	552	1324	215	22	78	505	85
1976	.247	570	1327	216	37	64	528	92
1977	.249	692	1397	245	49	120	652	133
1978	.252	591	1349	208	42	75	542	152
1979	.242	603	1316	193	53	93	559	100
1980	.255	591	1410	195	43	67	546	*239
1981	.256	382	963	170	35	32	350	83
1982	.257	675	1435	217	#52	81	611	165
1983	.250	653	1384	207	34	93	592	179
1984	.259	686	1425	207	42	109	629	152
1985	.255	650	1405	241	28	109	611	60
1986	.261	656	1442	239	25	136	629	96
1987	.260	668	1419	209	48	113	621	198
1988	.247	594	1325	205	35	94	566	123
1989	.251	642	1360	215	32	120	598	136
1990	.257	673	1429	243	35	123	628	138
1991	.244	636	1321	204	36	121	591	101
1992	.255	617	1396	255	30	135	576	69
1993	.252	679	1386	239	28	153	633	92
1994	.275	479	1117	200	19	92	445	79
1995	.272	668	1345	231	20	116	618	124
1996	.265	771	1499	285	24	147	718	109
1997	.271	795	1519	275	16	152	761	140
1998	.253	749	1390	292	30	167	715	79
1999	.252	710	1360	256	22	153	671	*174
2000	.254	752	1413	279	37	157	714	131
2001	.252	789	1379	273	26	161	753	129
2002	.253	662	1393	243	29	136	627	71
2003	.261	678	1442	257	32	128	641	76
2004	.273	768	1521	304	32	159	722	52
2005	.257	684	1416	269	39	130	655	99
2006	.263	731	1465	298	38	161	698	123
2007	.251	741	1408	322	31	171	704	55
2008	.250	637	1390	264	27	154	615	36
2009	.242	638	1315	265	31	141	605	82
2010	.246	665	1338	236	24	132	630	124
2011	.237	593	1284	247	42	91	563	*170
2012	.247	651	1339	272	43	121	610	155
2013	.245	618	1349	246	26	146	578	118
2014	.226	535	1199	224	30	109	500	91
2015	.243	650	1324	260	36	148	623	82

Blue Indicates Club Record

* Led League

Tied for League Lead



HISTORY & RECORDS

ANNUAL PITCHING TOTALS

YEAR	W	L	ERA	CG	SV	SHO	H	R	ER	HR	BB	SO
1969	52	110	4.24	16	25	9	1454	746	670	113	592	764
1970	63	99	4.36	24	32	9	1483	788	697	149	611	886
1971	61	100	3.22	47	17	10	1351	610	515	93	559	923
1972	58	95	3.78	39	19	17	1350	665	589	121	618	960
1973	60	102	4.16	34	23	10	1461	770	661	157	548	845
1974	60	102	4.58	25	19	7	1536	830	736	124	715	855
1975	71	91	3.48	40	20	12	1494	683	566	99	521	713
1976	73	89	3.65	47	18	11	1368	662	581	87	543	652
1977	69	93	4.43	6	44	5	1556	834	722	160	673	827
1978	84	78	3.28	21	*55	10	1385	598	522	74	483	744
1979	68	93	3.69	29	25	7	1438	681	596	108	513	779
1980	73	89	3.65	19	39	9	1474	654	595	97	536	728
1981	41	69	3.72	9	23	6	1013	455	414	64	414	492
1982	81	81	3.52	20	41	11	1348	658	578	139	502	765
1983	81	81	3.62	23	44	5	1389	653	590	144	528	850
1984	92	70	3.48	13	44	*17	1327	634	565	122	563	812
1985	83	79	3.40	26	44	19	1399	622	549	127	*443	727
1986	74	88	3.99	13	32	7	1406	723	640	150	607	934
1987	65	97	4.27	14	33	10	1402	763	680	175	602	897
1988	83	78	3.28	30	39	9	1332	583	528	112	439	885
1989	89	73	3.38	21	52	11	1359	626	547	133	481	933
1990	75	87	3.68	21	35	12	1437	673	597	147	507	928
1991	84	78	3.57	14	47	11	1385	646	577	139	457	921
1992	82	80	3.56	9	46	11	1444	636	578	111	439	971
1993	61	101	4.23	8	32	6	1470	772	675	148	558	957
1994	47	70	4.08	8	27	6	1008	531	474	99	393	862
1995	70	74	4.13	6	35	10	1242	672	590	142	512	1047
1996	91	71	3.72	5	47	11	1395	682	616	147	506	1194
1997	76	86	4.98	5	43	0	1581	891	802	172	596	1059
1998	98	64	3.63	14	* 59	11	1384	635	587	139	501	1217
1999	74	88	4.47	5	43	6	1454	781	705	193	529	1078
2000	76	86	4.52	5	46	5	1443	815	733	191	649	1071
2001	79	83	4.52	5	46	1	1519	812	724	219	476	1088
2002	66	96	4.62	5	40	2	1522	815	737	177	582	1108
2003	64	98	4.87	2	31	10	1458	831	774	208	611	1091
2004	87	75	4.03	3	44	8	1460	705	645	184	422	1079
2005	82	80	4.13	4	45	8	1452	726	668	146	503	1133
2006	88	74	*3.87	4	*50	11	1385	*679	*629	176	468	1097
2007	89	74	*3.70	1	45	* 20	1406	*666	*611	119	*474	1136
2008	63	99	4.41	3	30	6	1466	764	714	165	561	1100
2009	75	87	4.37	2	45	9	1422	769	704	167	603	1187
2010	90	72	3.39	2	49	20	1305	*581	549	139	517	1295
2011	71	91	3.42	0	44	10	1324	611	551	125	521	1139
2012	76	86	4.01	4	43	11	1356	710	640	162	539	1205
2013	76	86	3.98	3	40	6	1407	700	643	156	525	1171
2014	77	85	3.27	4	41	10	1300	577	523	117	462	1284
2015	74	88	4.09	1	41	6	1371	731	655	171	516	1393

Blue Indicates Club Best

* Led League

Tied for League Lead



Tony Gwynn led the Padres in batting 15 times, doubles nine times, triples five times and RBI three times.

HISTORY & RECORDS

ANNUAL BATTING LEADERS

BATTING AVERAGE

1969	Ollie Brown264
1970	Clarence Gaston.....	.318
1971	Ollie Brown273
1972	Clarence Gaston.....	.269
1973	Dave Roberts.....	.286
1974	John Grubb.....	.286
1975	Tito Fuentes.....	.280
1976	Mike Ivie.....	.291
1977	George Hendrick.....	.311
1978	Dave Winfield.....	.308
1979	Dave Winfield.....	.308
1980	Gene Richards.....	.301
1981	Luis Salazar.....	.303
1982	Terry Kennedy.....	.295
1983	Terry Kennedy.....	.284
1984	Tony Gwynn.....	*.351
1985	Tony Gwynn.....	.317
1986	Tony Gwynn.....	.329
1987	Tony Gwynn.....	*.370
1988	Tony Gwynn.....	*.313
1989	Tony Gwynn.....	*.336
1990	Gwynn & Roberts.....	.309
1991	Tony Gwynn.....	.317
1992	Gary Sheffield.....	*.330
1993	Tony Gwynn.....	.358
1994	Tony Gwynn.....	*.394
1995	Tony Gwynn.....	*.368
1996	Tony Gwynn.....	*.353
1997	Tony Gwynn.....	*.372
1998	Tony Gwynn.....	.321
1999	Tony Gwynn.....	.339
2000	Phil Nevin.....	.303
2001	Phil Nevin.....	.306
2002	Ryan Klesko.....	.300
2003	Mark Loretta.....	.314
2004	Mark Loretta.....	.335
2005	Brian Giles.....	.301
2006	Adrian Gonzalez.....	.304
2007	Adrian Gonzalez.....	.282
2008	Brian Giles.....	.306
2009	Adrian Gonzalez.....	.277
2010	Adrian Gonzalez.....	.298
2011	Cameron Maybin.....	.264
2012	Chase Headley.....	.286
2013	Chris Denorfia.....	.279
2014	Seth Smith.....	.266
2015	Yangervis Solarte.....	.270

HITS

1969	Ollie Brown	150
1970	Clarence Gaston.....	186
1971	Nate Colbert.....	149
1972	Nate Colbert.....	141
1973	Colbert & Kendall.....	143
1974	Dave Winfield.....	132
1975	Tito Fuentes.....	158
1976	Dave Winfield.....	139
1977	Dave Winfield.....	169
1978	Dave Winfield.....	181
1979	Dave Winfield.....	184
1980	Gene Richards.....	193
1981	Luis Salazar.....	121
1982	Terry Kennedy.....	166
1983	Terry Kennedy.....	156
1984	Tony Gwynn.....	*213
1985	Tony Gwynn.....	197
1986	Tony Gwynn.....	*211
1987	Tony Gwynn.....	*218
1988	Tony Gwynn.....	163
1989	Tony Gwynn.....	*203
1990	Tony Gwynn.....	177
1991	Tony Gwynn.....	168
1992	Gary Sheffield.....	184
1993	Tony Gwynn.....	175
1994	Tony Gwynn.....	*165
1995	Tony Gwynn.....	*197
1996	Steve Finley.....	195
1997	Tony Gwynn.....	*220
1998	Greg Vaughn.....	156
1999	Tony Gwynn.....	139
2000	Eric Owens.....	171
2001	Phil Nevin.....	167
2002	Mark Kotsay.....	169
2003	Mark Loretta.....	185
2004	Mark Loretta.....	208
2005	Brian Giles.....	164
2006	Adrian Gonzalez.....	173
2007	Adrian Gonzalez.....	182
2008	Adrian Gonzalez.....	172
2009	Adrian Gonzalez.....	153
2010	Adrian Gonzalez.....	176
2011	Bartlett & Maybin.....	136
2012	Chase Headley.....	173
2013	Chris Denorfia.....	132
2014	Seth Smith.....	118
2015	Matt Kemp.....	158

HOME RUNS

1969	Nate Colbert.....	24
1970	Nate Colbert.....	38
1971	Nate Colbert.....	27
1972	Nate Colbert.....	38
1973	Nate Colbert.....	22
1974	Willie McCovey.....	22
1975	Willie McCovey.....	23
1976	Dave Winfield.....	13
1977	Dave Winfield.....	25
1978	Dave Winfield.....	24
1979	Dave Winfield.....	34
1980	Dave Winfield.....	20
1981	Jim Lefebvre.....	8
1982	Terry Kennedy.....	21
1983	Terry Kennedy.....	17
1984	McReynolds & Nettles.....	20
1985	Carmelo Martinez.....	21
1986	Kevin McReynolds.....	26
1987	John Kruk.....	20
1988	Carmelo Martinez.....	18
1989	Jack Clark.....	26
1990	Jack Clark.....	25
1991	Fred McGriff.....	31
1992	Fred McGriff.....	*35
1993	Phil Plantier.....	34
1994	Phil Plantier.....	18
1995	Ken Caminiti.....	26
1996	Ken Caminiti.....	40
1997	Steve Finley.....	28
1998	Greg Vaughn.....	50
1999	Reggie Sanders.....	26
2000	Phil Nevin.....	31
2001	Phil Nevin.....	41
2002	Ryan Klesko.....	29
2003	Ryan Klesko.....	21
2004	Phil Nevin.....	26
2005	Ryan Klesko.....	18
2006	Adrian Gonzalez.....	24
2007	Adrian Gonzalez.....	30
2008	Adrian Gonzalez.....	36
2009	Adrian Gonzalez.....	40
2010	Adrian Gonzalez.....	31
2011	Ryan Ludwick.....	11
2012	Chase Headley.....	31
2013	Jedd Gyorko.....	23
2014	Yasmani Grandal.....	15
2015	Justin Upton.....	26

Single season averages based on a minimum 502 plate appearances.

Blue Indicates Club Record

* Led League

Tied for League Lead



Matt Kemp hit for the first cycle in Padres history on August 14, 2015 at Colorado



HISTORY & RECORDS

ANNUAL BATTING LEADERS

DOUBLES

1969	Al Ferrara.....	22
1970	Ollie Brown.....	34
1971	Nate Colbert.....	25
1972	Nate Colbert.....	27
1973	Nate Colbert.....	25
1974	Derrel Thomas.....	24
1975	John Grubb.....	36
1976	Dave Winfield.....	26
1977	Ivie & Winfield.....	29
1978	Dave Winfield.....	30
1979	Dave Winfield.....	29
1980	Gene Richards.....	26
1981	Ruppert Jones.....	34
1982	Terry Kennedy.....	42
1983	Terry Kennedy.....	27
1984	Carmelo Martinez.....	28
1985	Steve Garvey.....	34
1986	Tony Gwynn.....	33
1987	Tony Gwynn.....	36
1988	Roberto Alomar.....	24
1989	Alomar & Gwynn.....	27
1990	Bip Roberts.....	36
1991	Fernandez & Gwynn.....	27
1992	Gary Sheffield.....	34
1993	Tony Gwynn.....	41
1994	Tony Gwynn.....	35
1995	Caminiti & Gwynn.....	33
1996	Steve Finley.....	45
1997	Tony Gwynn.....	49
1998	Steve Finley.....	40
1999	Gwynn & Nevin.....	27
2000	Phil Nevin.....	34
2001	Phil Nevin.....	41
2002	Ryan Klesko.....	39
2003	Kotsay & Loretta.....	28
2004	Brian Giles.....	33
2005	Brian Giles.....	38
2006	Adrian Gonzalez.....	38
2007	Adrian Gonzalez.....	46
2008	Brian Giles.....	40
2009	Headley & Kouzmanoff.....	31
2010	Adrian Gonzalez.....	33
2011	Chase Headley.....	28
2012	Yonder Alonso.....	39
2013	Chase Headley.....	35
2014	Seth Smith.....	31
2015	Norris & Solarte.....	33

TRIPLES

1969	Nate Colbert.....	9
1970	Clarence Gaston.....	9
1971	Clarence Gaston.....	9
1972	Lee & Morales.....	7
1973	Clarence Gaston.....	4
1974	Derrel Thomas.....	6
1975	Bobby Tolan.....	4
1976	Willie Davis.....	10
1977	Almon & Richards.....	11
1978	Gene Richards.....	*12
1979	Dave Winfield.....	10
1980	Gene Richards.....	8
1981	Gene Richards.....	12
1982	Richards & Templeton.....	8
1983	Juan Bonilla.....	4
1984	Tony Gwynn.....	10
1985	Steve Garvey.....	6
1986	Tony Gwynn.....	7
1987	Tony Gwynn.....	13
1988	Garry Templeton.....	7
1989	Bip Roberts.....	8
1990	Tony Gwynn.....	10
1991	Tony Gwynn.....	11
1992	Jerald Clark.....	6
1993	Jeff Gardner.....	7
1994	Bip Roberts.....	5
1995	Steve Finley.....	8
1996	Steve Finley.....	9
1997	Steve Finley.....	5
1998	Steve Finley.....	6
1999	Eric Owens.....	3
2000	Eric Owens.....	7
2001	Jackson & Klesko.....	6
2002	Mark Kotsay.....	7
2003	Sean Burroughs.....	6
2004	Brian Giles.....	7
2005	Dave Roberts.....	10
2006	Dave Roberts.....	13
2007	Mike Cameron.....	6
2008	Gerut, Giles & Kouzmanoff.....	4
2009	Everth Cabrera.....	8
2010	Will Venable.....	7
2011	Cameron Maybin.....	8
2012	Will Venable.....	8
2013	Will Venable.....	8
2014	Seth Smith.....	5
2015	Cory Spangenberg.....	5

RUNS BATTED IN

1969	Nate Colbert.....	66
1970	Clarence Gaston.....	93
1971	Nate Colbert.....	84
1972	Nate Colbert.....	111
1973	Nate Colbert.....	80
1974	Dave Winfield.....	75
1975	Dave Winfield.....	76
1976	Mike Ivie.....	70
1977	Dave Winfield.....	92
1978	Dave Winfield.....	97
1979	Dave Winfield.....	*118
1980	Dave Winfield.....	87
1981	Gene Richards.....	42
1982	Terry Kennedy.....	97
1983	Terry Kennedy.....	98
1984	Steve Garvey.....	86
1985	Steve Garvey.....	81
1986	Kevin McReynolds.....	96
1987	John Kruk.....	91
1988	Tony Gwynn.....	70
1989	Jack Clark.....	94
1990	Joe Carter.....	115
1991	Fred McGriff.....	106
1992	Fred McGriff.....	104
1993	Phil Plantier.....	100
1994	Tony Gwynn.....	64
1995	Ken Caminiti.....	94
1996	Ken Caminiti.....	130
1997	Tony Gwynn.....	119
1998	Greg Vaughn.....	119
1999	Phil Nevin.....	85
2000	Phil Nevin.....	107
2001	Phil Nevin.....	126
2002	Ryan Klesko.....	95
2003	Mark Loretta.....	72
2004	Phil Nevin.....	105
2005	Brian Giles.....	83
2006	Cameron & Giles.....	83
2007	Adrian Gonzalez.....	100
2008	Adrian Gonzalez.....	119
2009	Adrian Gonzalez.....	99
2010	Adrian Gonzalez.....	101
2011	Ryan Ludwick.....	64
2012	Chase Headley.....	*115
2013	Jedd Gyorko.....	63
2014	Jedd Gyorko.....	51
2015	Matt Kemp.....	100

Blue Indicates Club Record

* Led League

Tied for League Lead



Ken Caminiti drove in a franchise-record 130 RBI en route to earning National League MVP honors in 1996

HISTORY & RECORDS

ANNUAL BATTING LEADERS

EXTRA-BASE HITS

1969	Nate Colbert	53
1970	Nate Colbert	61
1971	Nate Colbert	55
1972	Nate Colbert	67
1973	Nate Colbert	49
1974	McCovey & Winfield	42
1975	John Grubb	42
1976	Dave Winfield	43
1977	Dave Winfield	61
1978	Dave Winfield	59
1979	Dave Winfield	71
1980	Dave Winfield	51
1981	Ruppert Jones	39
1982	Terry Kennedy	64
1983	Terry Kennedy	45
1984	Kevin McReynolds	52
1985	Steve Garvey	57
1986	Kevin McReynolds	63
1987	Tony Gwynn	56
1988	Roberto Alomar	39
1989	Jack Clark	46
1990	Joe Carter	52
1991	Fred McGriff	51
1992	Gary Sheffield	70
1993	Fred McGriff	68
1994	Tony Gwynn	48
1995	Ken Caminiti	59
1996	Steve Finley	84
1997	Tony Gwynn	68
1998	Greg Vaughn	82
1999	Reggie Sanders	57
2000	Phil Nevin	66
2001	Phil Nevin	72
2002	Ryan Klesko	69
2003	Mark Loretta	45
2004	Mark Loretta	65
2005	Brian Giles	61
2006	Mike Cameron	65
2007	Adrian Gonzalez	79
2008	Adrian Gonzalez	69
2009	Adrian Gonzalez	69
2010	Adrian Gonzalez	64
2011	Cameron Maybin	41
2012	Chase Headley	64
2013	Will Venable	52
2014	Seth Smith	48
2015	Matt Kemp	57

RUNS

1969	Ollie Brown	76
1970	Clarence Gaston	92
1971	Nate Colbert	81
1972	Nate Colbert	87
1973	Nate Colbert	73
1974	Dave Winfield	57
1975	Dave Winfield	74
1976	Dave Winfield	81
1977	Dave Winfield	104
1978	Gene Richards	90
1979	Dave Winfield	97
1980	Gene Richards	91
1981	Jones & Smith	53
1982	Garry Templeton	76
1983	Alan Wiggins	83
1984	Alan Wiggins	106
1985	Tony Gwynn	90
1986	Tony Gwynn	#107
1987	Tony Gwynn	119
1988	Roberto Alomar	84
1989	Alomar & Gwynn	82
1990	Bip Roberts	104
1991	Fred McGriff	84
1992	Gary Sheffield	87
1993	Ricky Gutierrez	76
1994	Tony Gwynn	79
1995	Steve Finley	104
1996	Steve Finley	126
1997	Steve Finley	101
1998	Greg Vaughn	112
1999	Quilvio Veras	95
2000	Ryan Klesko	88
2001	Ryan Klesko	105
2002	Ryan Klesko	90
2003	Mark Loretta	74
2004	Mark Loretta	108
2005	Brian Giles	92
2006	Mike Cameron	88
2007	Adrian Gonzalez	101
2008	Adrian Gonzalez	103
2009	Adrian Gonzalez	90
2010	Adrian Gonzalez	87
2011	Cameron Maybin	82
2012	Chase Headley	95
2013	Chris Denorfia	67
2014	Seth Smith	55
2015	Justin Upton	85

STOLEN BASES

1969	Jose Arcia	14
1970	Dave Campbell	18
1971	Enzo Hernandez	21
1972	Enzo Hernandez	24
1973	Hernandez & Thomas	15
1974	Enzo Hernandez	37
1975	Dave Winfield	23
1976	Dave Winfield	26
1977	Gene Richards	56
1978	Ozzie Smith	40
1979	Ozzie Smith	28
1980	Gene Richards	61
1981	Ozzie Smith	22
1982	Alan Wiggins	33
1983	Alan Wiggins	66
1984	Alan Wiggins	70
1985	Garry Templeton	16
1986	Tony Gwynn	37
1987	Tony Gwynn	56
1988	Tony Gwynn	26
1989	Roberto Alomar	42
1990	Bip Roberts	46
1991	Bip Roberts	26
1992	Tony Fernandez	20
1993	Derek Bell	26
1994	Derek Bell	24
1995	Steve Finley	36
1996	Rickey Henderson	37
1997	Quilvio Veras	33
1998	Quilvio Veras	24
1999	Reggie Sanders	36
2000	Eric Owens	29
2001	Rickey Henderson	25
2002	Mark Kotsay	11
2003	Gary Matthews Jr	12
2004	Kerry Robinson	11
2005	Dave Roberts	23
2006	Dave Roberts	49
2007	Mike Cameron	18
2008	Tadahito Iguchi	8
2009	Everth Cabrera	25
2010	Will Venable	29
2011	Cameron Maybin	40
2012	Everth Cabrera	*44
2013	Everth Cabrera	37
2014	Everth Cabrera	18
2015	Justin Upton	19

Blue indicates Padres single-season record

* Led League

Tied for League Lead



Nate Colbert led the Padres in both home runs and extra-base hits five times (1969-73) as well as runs three times (1971-73) and is the Friars' all-time leader in home runs (163).



HISTORY & RECORDS

ANNUAL PITCHING LEADERS

WINS

1969	Niekro & Santorini	8
1970	Pat Dobson	12
1971	Clay Kirby	15
1972	Clay Kirby	12
1973	Steve Arlin	11
1974	Freisleben, Greif, Hardy & Spillner	9
1975	Randy Jones	20
1976	Randy Jones	*22
1977	Bob Shirley	12
1978	Gaylord Perry	21
1979	Gaylord Perry	12
1980	Shirley & Fingers	11
1981	Juan Eichelberger	8
1982	Tim Lollar	16
1983	Eric Show	15
1984	Eric Show	15
1985	Andy Hawkins	18
1986	Hawkins & McCullers	10
1987	Ed Whitson	10
1988	Eric Show	16
1989	Ed Whitson	16
1990	Ed Whitson	14
1991	Benes & Hurst	15
1992	Bruce Hurst	14
1993	Andy Benes	15
1994	Joey Hamilton	9
1995	Andy Ashby	12
1996	Joey Hamilton	15
1997	Joey Hamilton	12
1998	Kevin Brown	18
1999	Andy Ashby	14
2000	Matt Clement	13
2001	Kevin Jarvis	12
2002	Brian Lawrence	12
2003	Jake Peavy	12
2004	Lawrence & Peavy	15
2005	Jake Peavy	13
2006	Woody Williams	12
2007	Jake Peavy	*19
2008	Jake Peavy	10
2009	Kevin Correia	12
2010	Garland, Latos & Richard	14
2011	Aaron Harang	14
2012	Clayton Richard	14
2013	Eric Stults	11
2014	Ian Kennedy & Tyson Ross	13
2015	James Shields	13

EARNED RUN AVERAGE

1969	Joe Niekro	3.70
1970	Danny Coombs	3.30
1971	Dave Roberts	2.10
1972	Clay Kirby	3.13
1973	Bill Greif	3.21
1974	Dave Freisleben	3.65
1975	Randy Jones	*2.24
1976	Randy Jones	2.74
1977	Bob Shirley	3.70
1978	Gaylord Perry	2.72
1979	Gaylord Perry	3.05
1980	John Curtis	3.51
1981	Juan Eichelberger	3.51
1982	Tim Lollar	3.13
1983	Dave Dravecky	3.58
1984	Mark Thurmond	2.97
1985	Dave Dravecky	2.93
1986	Dave Dravecky	3.07
1987	Eric Show	3.84
1988	Eric Show	3.26
1989	Ed Whitson	2.66
1990	Ed Whitson	2.60
1991	Andy Benes	3.03
1992	Andy Benes	3.35
1993	Andy Benes	3.35
1994	Joey Hamilton	2.98
1995	Andy Ashby	2.94
1996	Fernando Valenzuela	3.62
1997	Andy Ashby	4.13
1998	Kevin Brown	2.38
1999	Andy Ashby	3.80
2000	Woody Williams	3.75
2001	Kevin Jarvis	4.79
2002	Brian Lawrence	3.69
2003	Adam Eaton	4.08
2004	Jake Peavy	*2.27
2005	Jake Peavy	2.88
2006	Chris Young	3.46
2007	Jake Peavy	*2.54
2008	Jake Peavy	2.85
2009	Kevin Correia	3.91
2010	Mat Latos	2.92
2011	Mat Latos	3.47
2012	Clayton Richard	3.99
2013	Andrew Cashner	3.09
2014	Tyson Ross	2.81
2015	Tyson Ross	3.26


STRIKEOUTS

1969	Clay Kirby	113
1970	Pat Dobson	185
1971	Clay Kirby	231
1972	Clay Kirby	175
1973	Clay Kirby	129
1974	Bill Greif	137
1975	Dan Spillner	104
1976	Brent Storm	103
1977	Bob Shirley	146
1978	Gaylord Perry	154
1979	Gaylord Perry	140
1980	Steve Mura	107
1981	Juan Eichelberger	81
1982	Tim Lollar	150
1983	Tim Lollar	135
1984	Tim Lollar	131
1985	Eric Show	141
1986	Andy Hawkins	117
1987	Ed Whitson	135
1988	Eric Show	144
1989	Bruce Hurst	179
1990	Bruce Hurst	162
1991	Andy Benes	167
1992	Andy Benes	169
1993	Andy Benes	179
1994	Andy Benes	*189
1995	Andy Ashby	150
1996	Joey Hamilton	184
1997	Andy Ashby	144
1998	Kevin Brown	257
1999	Sterling Hitchcock	194
2000	Matt Clement	170
2001	Kevin Jarvis	133
2002	Brian Lawrence	149
2003	Jake Peavy	156
2004	Jake Peavy	173
2005	Jake Peavy	*216
2006	Jake Peavy	215
2007	Jake Peavy	*240
2008	Jake Peavy	166
2009	Kevin Correia	142
2010	Mat Latos	189
2011	Mat Latos	185
2012	Edinson Volquez	174
2013	Eric Stults	131
2014	Ian Kennedy	207
2015	James Shields	216

Blue indicates Club Record

* Led League

Tied for League Lead



Kevin Brown struck out a franchise-best 257 batters in 1998 and was the starter in Games 1 and 4 in the World Series.

HISTORY & RECORDS

ANNUAL PITCHING LEADERS

INNINGS PITCHED

1969	Clay Kirby.....	215.2
1970	Pat Dobson.....	215.0
1971	Dave Roberts.....	269.2
1972	Steve Arlin.....	250.0
1973	Bill Greif.....	199.1
1974	Bill Greif.....	226.0
1975	Randy Jones.....	285.0
1976	Randy Jones.....	*315.1
1977	Bob Shirley.....	214.0
1978	Gaylord Perry.....	260.2
1979	Randy Jones.....	263.0
1980	John Curtis.....	187.0
1981	Juan Eichelberger.....	141.1
1982	Tim Lollar.....	232.2
1983	Eric Show.....	200.2
1984	Eric Show.....	206.2
1985	Eric Show.....	233.0
1986	Andy Hawkins.....	209.1
1987	Eric Show.....	206.1
1988	Eric Show.....	234.2
1989	Bruce Hurst.....	244.2
1990	Ed Whitson.....	228.2
1991	Andy Benes.....	223.0
1992	Andy Benes.....	231.1
1993	Andy Benes.....	230.2
1994	Andy Benes.....	172.1
1995	Joey Hamilton.....	204.1
1996	Joey Hamilton.....	211.2
1997	Andy Ashby.....	200.2
1998	Kevin Brown.....	257.0
1999	Woody Williams.....	208.1
2000	Matt Clement.....	205.0
2001	Bobby Jones.....	195.0
2002	Brian Lawrence.....	210.0
2003	Brian Lawrence.....	210.2
2004	Brian Lawrence.....	203.0
2005	Jake Peavy.....	203.0
2006	Jake Peavy.....	202.1
2007	Jake Peavy.....	223.1
2008	Jake Peavy.....	173.2
2009	Kevin Correia.....	198.0
2010	Clayton Richard.....	201.2
2011	Mat Latos.....	194.1
2012	Clayton Richard.....	218.2
2013	Eric Stults.....	203.2
2014	Ian Kennedy.....	201.0
2015	James Shields.....	202.1

COMPLETE GAMES

1969	Joe Niekro.....	8
1970	Pat Dobson.....	8
1971	Dave Roberts.....	14
1972	Steve Arlin.....	12
1973	Bill Greif.....	9
1974	Bill Greif.....	7
1975	Randy Jones.....	18
1976	Randy Jones.....	*25
1977	Bob Owchinko.....	3
1978	Randy Jones.....	7
1979	Gaylord Perry.....	10
1980	John Curtis.....	6
1981	Chris Welsh.....	4
1982	Juan Eichelberger.....	8
1983	Dave Dravecky.....	9
1984	Dravecky, Lollar, Show.....	3
1985	LaMarr Hoyt.....	8
1986	Dravecky & Hawkins.....	3
1987	Eric Show.....	5
1988	Eric Show.....	13
1989	Bruce Hurst.....	10
1990	Bruce Hurst.....	9
1991	Benes & Hurst.....	4
1992	Bruce Hurst.....	6
1993	Benes & Gr. Harris.....	4
1994	Andy Ashby.....	4
1995	Ashby & Hamilton.....	2
1996	Joey Hamilton.....	3
1997	Andy Ashby.....	2
1998	Kevin Brown.....	7
1999	Andy Ashby.....	4
2000	Woody Williams.....	4
2001	Adam Eaton.....	2
2002	Brett Tomko.....	3
2003	Eaton & Lawrence.....	1
2004	Brian Lawrence.....	2
2005	Jake Peavy.....	3
2006	Jake Peavy.....	2
2007	Greg Maddux.....	1
2008	Banks, Peavy & Young.....	1
2009	Correia & Peavy.....	1
2010	Latos & Richard.....	1
2011	None.....	—
2012	Bass, Marquis, Richard.....	1
	& Volquez.....	
2013	Eric Stults.....	2
2014	Cashner & Ross.....	2
2015	Tyson Ross.....	1

SHUTOUTS

1969	Joe Niekro.....	3
1970	David A. Roberts.....	2
1971	Steve Arlin.....	4
1972	Fred Norman.....	6
1973	Arlin & Greif.....	3
1974	Dan Spillner.....	2
1975	Randy Jones.....	6
1976	Randy Jones.....	5
1977	Bob Owchinko.....	2
1978	Jones, Perry & Rasmus.....	2
1979	Eric Rasmussen.....	3
1980	Randy Jones.....	3
1981	Chris Welsh.....	2
1982	Lollar & Show.....	2
1983	Eric Show.....	2
1984	Dravecky & Lollar.....	2
1985	LaMarr Hoyt.....	3
1986	Dravecky, Hawkins, Jones & Thurmond.....	1
1987	Eric Show.....	3
1988	Andy Hawkins.....	2
1989	Bruce Hurst.....	2
1990	Bruce Hurst.....	4
1991	Greg Harris.....	2
1992	Bruce Hurst.....	4
1993	Andy Benes.....	2
1994	Andy Benes.....	2
1995	Ashby & Hamilton.....	2
1996	Joey Hamilton.....	1
1997	None.....	—
1998	Kevin Brown.....	3
1999	Andy Ashby.....	3
2000	None.....	—
2001	Kevin Jarvis.....	1
2002	Brian Lawrence.....	2
2003	None.....	—
2004	Brian Lawrence.....	1
2005	Jake Peavy.....	3
2006	Hensley & Park.....	1
2007	None.....	—
2008	None.....	—
2009	Kevin Correia.....	1
2010	Latos & Richard.....	1
2011	None.....	—
2012	Marquis, Richard & Volquez.....	1
2013	Andrew Cashner.....	1
2014	Andrew Cashner.....	2
2015	None.....	—

Blue Indicates Club Record

* Led League

Tied for League Lead



Randy Jones tossed a league-high 25 complete games in 1976 to establish a Padres record



HISTORY & RECORDS

ANNUAL PITCHING LEADERS

SAVES		GAMES STARTED		APPEARANCES	
1969	Billy McCool.....7	1969	Clay Kirby.....35	1969	Jack Baldschun.....61
1970	Tom Dukes.....10	1970	Kirby & Dobson.....34	1970	Ron Herbel.....64
1971	Al Severinsen.....8	1971	Clay Kirby.....36	1971	Al Severinsen.....59
1972	Mike Corkins.....6	1972	Steve Arlin.....37	1972	Gary Ross.....60
1973	Mike Caldwell.....10	1973	Greif & Kirby.....31	1973	Gary Ross.....58
1974	Vicente Romo.....9	1974	Bill Greif.....35	1974	Larry Hardy.....76
1975	Frisella & Greif.....9	1975	Randy Jones.....36	1975	Dave Tomlin.....67
1976	Butch Metzger.....16	1976	Randy Jones.....40	1976	Butch Metzger.....77
1977	Rollie Fingers.....*35	1977	Bob Shirley.....35	1977	Rollie Fingers.....78
1978	Rollie Fingers.....*37	1978	Gaylord Perry.....37	1978	Rollie Fingers.....67
1979	Rollie Fingers.....13	1979	Randy Jones.....39	1979	Rollie Fingers.....54
1980	Rollie Fingers.....23	1980	Curtis & Wise.....27	1980	Rollie Fingers.....66
1981	Gary Lucas.....13	1981	Juan Eichelberger.....24	1981	Gary Lucas.....57
1982	Gary Lucas.....13	1982	Tim Lollar.....34	1982	Gary Lucas.....65
1983	Gary Lucas.....17	1983	Eric Show.....33	1983	Luis DeLeon.....63
1984	Rich Gossage.....25	1984	Eric Show.....35	1984	Gossage & Lefferts.....62
1985	Rich Gossage.....26	1985	Lollar & Whitson.....31	1985	Craig Lefferts.....60
1986	Rich Gossage.....21	1986	Show & Whitson.....34	1986	Craig Lefferts.....83
1987	Lance McCullers.....16	1987	Andy Hawkins.....34	1987	Lance McCullers.....78
1988	Mark Davis.....28	1988	Hawkins & Whitson.....33	1988	Mark Davis.....62
1989	Mark Davis.....*44	1989	Hurst, Rasmussen, Whitson...33	1989	Mark Davis.....70
1990	Craig Lefferts.....23	1990	Bruce Hurst.....33	1990	Greg Harris.....73
1991	Craig Lefferts.....23	1991	Andy Benes.....33	1991	Maddux & Rodriguez.....64
1992	Randy Myers.....38	1992	Andy Benes.....34	1992	Randy Myers.....66
1993	Gene Harris.....23	1993	Greg Harris.....35	1993	Gene Harris.....59
1994	Trevor Hoffman.....20	1994	Andy Benes.....25	1994	Pedro Martinez.....48
1995	Trevor Hoffman.....31	1995	Andy Ashby.....31	1995	Trevor Hoffman.....55
1996	Trevor Hoffman.....42	1996	Hamilton & Tewksbury.....33	1996	Trevor Hoffman.....70
1997	Trevor Hoffman.....37	1997	Andy Ashby.....30	1997	Trevor Hoffman.....70
1998	Trevor Hoffman.....*53	1998	Kevin Brown.....35	1998	Dan Miceli.....67
1999	Trevor Hoffman.....40	1999	Hitchcock & Williams.....33	1999	Dan Miceli.....66
2000	Trevor Hoffman.....43	2000	Matt Clement.....34	2000	Hoffman & Walker.....70
2001	Trevor Hoffman.....43	2001	Bobby Jones.....33	2001	Trevor Hoffman.....62
2002	Trevor Hoffman.....38	2002	Brett Tomko.....32	2002	Jeremy Fikac.....65
2003	Rod Beck.....20	2003	Brian Lawrence.....33	2003	Mike Matthews.....77
2004	Trevor Hoffman.....41	2004	Brian Lawrence.....34	2004	Linebrink & Otsuka.....73
2005	Trevor Hoffman.....43	2005	Brian Lawrence.....33	2005	Scott Linebrink.....73
2006	Trevor Hoffman.....*46	2006	Jake Peavy.....32	2006	Embree & Linebrink.....73
2007	Trevor Hoffman.....42	2007	Maddux & Peavy.....34	2007	Heath Bell.....81
2008	Trevor Hoffman.....30	2008	Jake Peavy.....27	2008	Heath Bell.....74
2009	Heath Bell.....*42	2009	Kevin Correia.....33	2009	Luke Gregerson.....72
2010	Heath Bell.....47	2010	Garland & Richard.....33	2010	Luke Gregerson.....80
2011	Heath Bell.....43	2011	Latos & Stauffer.....31	2011	Chad Qualls.....77
2012	Huston Street.....23	2012	Clayton Richard.....*33	2012	Luke Gregerson.....77
2013	Huston Street.....33	2013	Eric Stults.....33	2013	Luke Gregerson.....73
2014	Huston Street.....24	2014	Ian Kennedy.....33	2014	Thayer & Torres.....70
2015	Craig Kimbrel.....39	2015	Ross & Shields.....33	2015	Joaquin Benoit.....67

Blue indicates Padres single-season record

* Led League

Tied for League Lead

PADRES PITCHERS WHO HAVE LED THE NL

WINS		
PITCHER	W	YEAR
Randy Jones	22	1976
Jake Peavy	19	2007

ERA		
PITCHER	ERA	YEAR
Randy Jones	2.24	1975
Jake Peavy#	2.27	2004
Jake Peavy#	2.54	2007

STRIKEOUTS		
PITCHER	K	YEAR
Andy Benes	189	1994
Jake Peavy	216	2005
Jake Peavy#	240	2007

Led the Majors

INNINGS PITCHED		
PITCHER	IP	YEAR
Randy Jones	315.1	1976

SAVES		
PITCHER	SV	YEAR
Rollie Fingers	35	1977
Rollie Fingers	37	1978
Mark Davis	44	1989
Trevor Hoffman	*53	1998
Trevor Hoffman	46	2006
Heath Bell	42	2009

COMPLETE GAMES		
PITCHER	CG	YEAR
Randy Jones	25	1976

* Tied NL Record

HISTORY & RECORDS

CAREER BATTING LEADERS

GAMES

1. Tony Gwynn	2,440
2. Garry Templeton.....	1,286
3. Dave Winfield	1,117
4. Tim Flannery	972
5. Gene Richards	939
6. Will Venable	918
7. Chase Headley	908
8. Nate Colbert	866
9. Terry Kennedy	835
10. Brian Giles	833

BATTING AVERAGE

1. Tony Gwynn338
2. Mark Loretta314
3. Bip Roberts298
4. Ken Caminiti295
5. Gene Richards291
6. Wally Joyner291
7. Adrian Gonzalez.....	.288
8. Phil Nevin288
9. Johnny Grubb.....	.286
10. Dave Winfield284

HITS

1. Tony Gwynn	3,141
2. Garry Templeton.....	1,135
3. Dave Winfield	1,134
4. Gene Richards994
5. Chase Headley873
6. Brian Giles872
7. Adrian Gonzalez.....	.856
8. Phil Nevin842
9. Terry Kennedy817
10. Ryan Klesko786

DOUBLES

1. Tony Gwynn	543
2. Garry Templeton.....	195
3. Brian Giles	189
4. Chase Headley	186
5. Dave Winfield	179
6. Adrian Gonzalez.....	176
Ryan Klesko	176
8. Terry Kennedy	158
Phil Nevin	158
10. Khalil Greene	150

TRIPLES

1. Tony Gwynn	85
2. Gene Richards	63
3. Dave Winfield	39
Will Venable	39
5. Garry Templeton.....	36
6. Cito Gaston	29
7. Steve Finley	28
8. Tim Flannery	25
Brian Giles	25
10. Luis Salazar	24

HOME RUNS

1. Nate Colbert	163
2. Adrian Gonzalez.....	161
3. Phil Nevin	156
4. Dave Winfield	154
5. Tony Gwynn	135
6. Ryan Klesko	133
7. Ken Caminiti	121
8. Chase Headley	87
9. Benito Santiago.....	85
10. Khalil Greene	84
Fred McGriff	84

RUNS BATTED IN

1. Tony Gwynn	1,138
2. Dave Winfield	626
3. Phil Nevin	573
4. Adrian Gonzalez.....	501
5. Ryan Klesko	493
Nate Colbert	481
7. Garry Templeton.....	427
8. Terry Kennedy	424
9. Brian Giles	415
10. Chase Headley	401

RUNS

1. Tony Gwynn	1,383
2. Dave Winfield	599
3. Gene Richards	484
4. Brian Giles	470
5. Adrian Gonzalez.....	464
6. Ryan Klesko	449
7. Nate Colbert	442
8. Garry Templeton.....	430
9. Phil Nevin	428
10. Steve Finley	423

AT-BATS

1. Tony Gwynn	9,288
2. Garry Templeton.....	4,512
3. Dave Winfield	3,997
4. Gene Richards	3,414
5. Chase Headley	3,286
6. Brian Giles	3,129
7. Nate Colbert	3,080
8. Terry Kennedy	2,987
9. Adrian Gonzalez.....	2,975
10. Phil Nevin	2,928

WALKS

1. Tony Gwynn	790
2. Brian Giles	509
3. Ryan Klesko	470
4. Dave Winfield	463
5. Gene Tenace	423
6. Adrian Gonzalez.....	403
7. Chase Headley	377
8. Nate Colbert	350
9. Gene Richards	338
10. Carmelo Martinez.....	327

STRIKEOUTS

1. Chase Headley	844
2. Nate Colbert	773
3. Will Venable	722
4. Garry Templeton.....	684
5. Phil Nevin	669
6. Adrian Gonzalez.....	618
7. Cito Gaston	595
8. Dave Winfield	585
9. Khalil Greene	521
10. Benito Santiago.....	516

STOLEN BASES

1. Tony Gwynn	319
2. Gene Richards	242
3. Alan Wiggins	171
4. Bip Roberts	148
5. Ozzie Smith	147
6. Everth Cabrera	136
7. Dave Winfield	133
8. Will Venable	130
9. Enzo Hernandez	129
10. Garry Templeton.....	101

ON-BASE PERCENTAGE

1. Gene Tenace403
2. Tony Gwynn388
3. Fred McGriff388
4. Ken Caminiti384
5. Ryan Klesko381
6. Brian Giles380
7. Mark Loretta377
8. Wally Joyner376
9. Adrian Gonzalez.....	.374
10. Quilvio Veras366

SLUGGING PCT.

1. Ken Caminiti540
2. Fred McGriff519
3. Adrian Gonzalez.....	.514
4. Phil Nevin503
5. Ryan Klesko491
6. Nate Colbert469
7. Dave Winfield464
8. Tony Gwynn459
9. Steve Finley458
10. Mark Loretta438

ON-BASE + SLUGGING

1. Ken Caminiti924
2. Fred McGriff906
3. Adrian Gonzalez.....	.888
4. Ryan Klesko872
5. Phil Nevin862
6. Tony Gwynn847
7. Gene Tenace825
8. Dave Winfield821
9. Mark Loretta815
10. Brian Giles815

Minimum of 1500 plate appearances for batting average, on-base percentage and slugging percentage

Current Padres in **Bold**



HISTORY & RECORDS

CAREER PITCHING LEADERS

WINS

1. Eric Show.....	100
2. Randy Jones.....	92
Jake Peavy.....	92
4. Ed Whitson.....	77
5. Andy Ashby.....	70
6. Andy Benes.....	69
7. Andy Hawkins.....	60
8. Joey Hamilton.....	55
Bruce Hurst.....	55
10. Trevor Hoffman.....	54

GAMES

1. Trevor Hoffman.....	902
2. Craig Lefferts.....	375
3. Luke Gregerson.....	363
4. Heath Bell.....	354
5. Eric Show.....	309
6. Scott Linebrink.....	306
7. Joe Thatcher.....	287
8. Rollie Fingers.....	265
9. Randy Jones.....	264
10. Dale Thayer.....	241

SHUTOUTS

1. Randy Jones.....	18
2. Steve Arlin.....	11
Eric Show.....	11
4. Bruce Hurst.....	10
5. Andy Benes.....	8
6. Andy Hawkins.....	7
Clay Kirby.....	7
8. Andy Ashby.....	6
Dave Dravecky.....	6
Dave Freisleben.....	6
Fred Normon.....	6
Ed Whitson.....	6

ERA

1. Trevor Hoffman.....	2.76
2. Dave Dravecky.....	3.12
3. Bruce Hurst.....	3.27
4. Jake Peavy.....	3.29
5. Randy Jones.....	3.30
6. Andy Benes.....	3.57
7. Eric Show.....	3.59
8. Andy Ashby.....	3.59
9. Ed Whitson.....	3.69
10. Clay Kirby.....	3.73

OPPONENTS AVG.

1. Trevor Hoffman.....	.211
2. Jake Peavy.....	.232
3. Andy Benes.....	.242
4. Clay Kirby.....	.243
5. Dave Dravecky.....	.243
6. Bruce Hurst.....	.244
7. Eric Show.....	.245
8. Ed Whitson.....	.256
9. Randy Jones.....	.256
10. Adam Eaton.....	.257

LOSSES

1. Randy Jones.....	105
2. Eric Show.....	87
3. Clay Kirby.....	81
4. Andy Benes.....	75
5. Ed Whitson.....	72
6. Jake Peavy.....	68
7. Trevor Hoffman.....	64
8. Steve Arlin.....	62
Andy Ashby.....	62
10. Bill Greif.....	61
Brian Lawrence.....	61

GAMES STARTED

1. Randy Jones.....	253
2. Eric Show.....	230
3. Jake Peavy.....	212
4. Ed Whitson.....	208
5. Andy Benes.....	186
6. Andy Ashby.....	185
7. Andy Hawkins.....	172
8. Clay Kirby.....	170
9. Brian Lawrence.....	146
10. Joey Hamilton.....	142

SAVES

1. Trevor Hoffman.....	552
2. Heath Bell.....	134
3. Rollie Fingers.....	108
4. Goose Gossage.....	83
5. Huston Street.....	80
6. Mark Davis.....	78
7. Craig Lefferts.....	64
8. Gary Lucas.....	49
9. Craig Kimbrel.....	39
10. Randy Myers.....	38

STRIKEOUTS

1. Jake Peavy.....	1,348
2. Andy Benes.....	1,036
3. Trevor Hoffman.....	1,029
4. Eric Show.....	951
5. Andy Ashby.....	829
6. Clay Kirby.....	802
7. Ed Whitson.....	767
8. Randy Jones.....	677
9. Joey Hamilton.....	639
10. Adam Eaton.....	623

STRIKEOUTS/9 IP

1. Trevor Hoffman.....	9.72
2. Jake Peavy.....	9.04
3. Andy Benes.....	7.55
4. Adam Eaton.....	7.04
5. Clay Kirby.....	6.40
6. Andy Ashby.....	6.16
7. Joey Hamilton.....	6.15
8. Bruce Hurst.....	6.08
9. Woody Williams.....	5.75
10. Brian Lawrence.....	5.58

WINNING PERCENTAGE

1. Bruce Hurst.....	.591
2. Jake Peavy.....	.575
3. Joey Hamilton.....	.556
4. Eric Show.....	.535
5. Adam Eaton.....	.534
6. Woody Williams.....	.531
7. Andy Ashby.....	.530
8. Ed Whitson.....	.517
9. Dave Dravecky.....	.515
10. Greg Harris.....	.513

Minimum 75 decisions

COMPLETE GAMES

1. Randy Jones.....	71
2. Eric Show.....	35
3. Clay Kirby.....	34
4. Steve Arlin.....	31
5. Bruce Hurst.....	29
6. Dave Dravecky.....	23
7. Ed Whitson.....	22
8. Andy Hawkins.....	19
9. Andy Ashby.....	18
Bill Greif.....	18

INNINGS PITCHED

1. Randy Jones.....	1,766.0
2. Eric Show.....	1,603.1
3. Ed Whitson.....	1,354.1
4. Jake Peavy.....	1,342.2
5. Andy Benes.....	1,235.0
6. Andy Ashby.....	1,212.0
7. Clay Kirby.....	1,128.0
8. Andy Hawkins.....	1,102.2
9. Trevor Hoffman.....	952.1
10. Joey Hamilton.....	934.2

WALKS

1. Eric Show.....	593
2. Clay Kirby.....	505
3. Jake Peavy.....	435
4. Randy Jones.....	414
5. Andy Hawkins.....	412
6. Andy Benes.....	402
7. Steve Arlin.....	351
8. Ed Whitson.....	350
9. Dave Freisleben.....	346
10. Joey Hamilton.....	343

DOUBLE PLAYS

1. Randy Jones.....	176
2. Andy Ashby.....	122
3. Eric Show.....	114
4. Ed Whitson.....	103
5. Brian Lawrence.....	98
Jake Peavy.....	98
7. Joey Hamilton.....	97
8. Andy Hawkins.....	88
9. Dave Dravecky.....	74
10. Clayton Richard.....	73

Minimum 750 innings pitched for Strikeouts/9 IP, ERA and Opponents Avg

HISTORY & RECORDS

SINGLE-SEASON BATTING LEADERS

GAMES

1. Dave Winfield	1980	162
Steve Garvey	1985	162
Joe Carter	1990	162
Adrian Gonzalez	2008	162
5. Steve Garvey	1984	161
Steve Finley	1996	161
Adrian Gonzalez	2007	161
Chase Headley	2010	161
Chase Headley	2012	161
10. Four Players		160

BATTING AVERAGE

1. Tony Gwynn	1994	.394
2. Tony Gwynn	1997	.372
3. Tony Gwynn	1987	.370
4. Tony Gwynn	1995	.368
5. Tony Gwynn	1993	.358
6. Tony Gwynn	1984	.351
7. Tony Gwynn	1989	.336
8. Mark Loretta	2004	.335
9. Gary Sheffield	1992	.330
10. Tony Gwynn	1986	.329

HITS

1. Tony Gwynn	1997	220
2. Tony Gwynn	1987	218
3. Tony Gwynn	1984	213
4. Tony Gwynn	1986	211
5. Mark Loretta	2004	208
6. Tony Gwynn	1989	203
7. Tony Gwynn	1985	197
Tony Gwynn	1995	197
9. Steve Finley	1996	195
10. Gene Richards	1980	193

DOUBLES

1. Tony Gwynn	1997	49
2. Mark Loretta	2004	47
3. Adrian Gonzalez	2007	46
4. Steve Finley	1996	45
5. Khalil Greene	2007	44
6. Terry Kennedy	1982	42
7. Tony Gwynn	1993	41
8. Steve Finley	1998	40
Brian Giles	2008	40
10. Ryan Klesko	2002	39
Yonder Alonso	2012	39

TRIPLES

1. Tony Gwynn	1987	13
Dave Roberts	2006	13
3. Gene Richards	1978	12
Gene Richards	1981	12
5. Bill Almon	1977	11
Gene Richards	1977	11
Tony Gwynn	1991	11
8. Willie Davis	1976	10
Dave Winfield	1979	10
Tony Gwynn	1984	10
Tony Gwynn	1990	10
Dave Roberts	2005	10

HOME RUNS

1. Greg Vaughn	1998	50
2. Phil Nevin	2001	41
3. Ken Caminiti	1996	40
Adrian Gonzalez	2009	40
5. Nate Colbert	1970	38
Nate Colbert	1972	38
7. Adrian Gonzalez	2008	36
8. Fred McGriff	1992	35
9. Dave Winfield	1979	34
Phil Plantier	1993	34

RUNS BATTED IN

1. Ken Caminiti	1996	130
2. Phil Nevin	2001	126
3. Tony Gwynn	1997	119
Greg Vaughn	1998	119
Adrian Gonzalez	2008	119
6. Dave Winfield	1979	118
7. Joe Carter	1990	115
Chase Headley	2012	115
9. Ryan Klesko	2001	113
10. Nate Colbert	1972	111

RUNS

1. Steve Finley	1996	126
2. Tony Gwynn	1987	119
3. Greg Vaughn	1998	112
4. Rickey Henderson	1996	110
5. Ken Caminiti	1996	109
6. Mark Loretta	2004	108
7. Tony Gwynn	1986	107
8. Alan Wiggins	1984	106
9. Ryan Klesko	2001	105
10. Three Players		104

AT-BATS

1. Steve Finley	1996	655
2. Steve Garvey	1985	654
3. Adrian Gonzalez	2007	646
4. Gene Richards	1980	642
Tony Gwynn	1986	642
6. Joe Carter	1990	634
7. Kevin Kouzmanoff	2008	624
8. Roberto Alomar	1989	623
9. Tony Gwynn	1985	622
Tony Fernandez	1992	622

WALKS

1. Jack Clark	1989	132
2. Gene Tenace	1977	125
Rickey Henderson	1996	125
4. Brian Giles	2005	119
Adrian Gonzalez	2009	119
6. Gene Tenace	1979	105
Fred McGriff	1991	105
8. Jack Clark	1990	104
Brian Giles	2006	104
10. Gene Tenace	1978	101

STRIKEOUTS

1. Mike Cameron	2007	160
2. Justin Upton	2015	159
3. Chase Headley	2012	157
4. Nate Colbert	1970	150
5. Phil Nevin	2001	147
Matt Kemp	2015	147
7. Nate Colbert	1973	146
8. Jack Clark	1989	145
9. Ruben Rivera	1999	143
10. Four Players		142

STOLEN BASES

1. Alan Wiggins	1984	70
2. Alan Wiggins	1983	66
3. Gene Richards	1980	61
4. Ozzie Smith	1980	57
5. Gene Richards	1977	56
Tony Gwynn	1987	56
7. Jerryumphrey	1980	52
8. Dave Roberts	2006	49
9. Bip Roberts	1990	46
10. Everth Cabrera	2012	44

ON-BASE PERCENTAGE

1. Tony Gwynn	1994	.454
2. Tony Gwynn	1987	.447
3. Brian Giles	2005	.423
4. Gene Tenace	1977	.415
5. Rickey Henderson	1996	.410
6. Jack Clark	1989	.410
7. Tony Gwynn	1984	.410
8. Tony Gwynn	1997	.409
9. Ken Caminiti	1996	.408
10. Adrian Gonzalez	2009	.407

SLUGGING PERCENTAGE

1. Ken Caminiti	1996	.621
2. Greg Vaughn	1998	.597
3. Phil Nevin	2001	.588
4. Gary Sheffield	1992	.580
5. Tony Gwynn	1994	.568
6. Dave Winfield	1979	.558
7. Fred McGriff	1992	.556
8. Adrian Gonzalez	2009	.551
9. Tony Gwynn	1997	.547
10. Cito Gaston	1970	.543

ON-BASE + SLUGGING

1. Ken Caminiti	1996	1.028
2. Tony Gwynn	1994	1.022
3. Phil Nevin	2001	.976
4. Gary Sheffield	1992	.965
5. Greg Vaughn	1998	.960
6. Adrian Gonzalez	2009	.958
7. Tony Gwynn	1987	.958
8. Tony Gwynn	1997	.957
9. Dave Winfield	1979	.953
10. Fred McGriff	1992	.950

Current Padres in **Bold**



HISTORY & RECORDS

SINGLE-SEASON PITCHING LEADERS

WINS

1. Randy Jones	1976	22
2. Gaylord Perry	1978	21
3. Randy Jones	1975	20
4. Jake Peavy	2007	19
5. Andy Hawkins	1985	18
Kevin Brown	1998	18
7. Andy Ashby	1998	17
8. Tim Lollar	1982	16
LaMarr Hoyt	1985	16
Eric Show	1988	16
Ed Whitson	1989	16

LOSSES

1. Randy Jones	1974	22
2. Steve Arlin	1972	21
3. Clay Kirby	1969	20
4. Steve Arlin	1971	19
Bill Greif	1974	19
Bobby Jones	2001	19
7. Clay Kirby	1973	18
Bob Shirley	1977	18
9. Joe Niekro	1969	17
Dave Roberts	1971	17
Bill Greif	1973	17
Matt Clement	2000	17
Eric Stults	2014	17

WINNING PERCENTAGE

1. Gaylord Perry	1978	.778
Dennis Rasmussen	1988	.778
3. Jake Peavy	2007	.760
4. Butch Metzger	1976	.733
5. Kevin Brown	1998	.720
6. Jake Peavy	2004	.714
7. Woody Williams	2006	.706
8. Andy Hawkins	1985	.692
9. Adam Eaton	2005	.688
Chris Young	2006	.688

(minimum 15 decisions)

GAMES

1. Craig Lefferts	1986	83
2. Heath Bell	2007	81
3. Cla Meredith	2007	80
Luke Gregerson	2010	80
5. Rollie Fingers	1977	78
Lance McCullers	1987	78
7. Butch Metzger	1976	77
Mike Matthews	2003	77
Chad Qualls	2011	77
Luke Gregerson	2012	77

GAMES STARTED

1. Randy Jones	1976	40
2. Randy Jones	1979	39
3. Steve Arlin	1972	37
Gaylord Perry	1978	37
5. Clay Kirby	1971	36
Randy Jones	1975	36
Randy Jones	1978	36
8. Clay Kirby	1969	35
Bill Greif	1974	35
Bob Shirley	1977	35
Eric Show	1985	35
Andy Hawkins	1986	35
Kevin Brown	1998	35

COMPLETE GAMES

1. Randy Jones	1976	25
2. Randy Jones	1975	18
3. Dave Roberts	1971	14
4. Clay Kirby	1971	13
Eric Show	1988	13
6. Steve Arlin	1972	12
7. Steve Arlin	1971	10
Fred Norman	1972	10
Gaylord Perry	1979	10
Bruce Hurst	1989	10

SHUTOUTS

1. Fred Norman	1972	6
Randy Jones	1975	6
3. Randy Jones	1976	5
4. Steve Arlin	1971	4
Bruce Hurst	1990	4
Bruce Hurst	1992	4
7. 13 Players		3

SAVES

1. Trevor Hoffman	1998	53
2. Heath Bell	2010	47
3. Trevor Hoffman	2006	46
4. Mark Davis	1989	44
5. Trevor Hoffman	2000	43
Trevor Hoffman	2001	43
Trevor Hoffman	2005	43
Heath Bell	2011	43
9. Trevor Hoffman	1996	42
Trevor Hoffman	2007	42
Heath Bell	2009	42

INNINGS PITCHED

1. Randy Jones	1976	315.1
2. Randy Jones	1975	285.0
3. Dave Roberts	1971	269.2
4. Clay Kirby	1971	267.1
5. Randy Jones	1979	263.0
6. Gaylord Perry	1978	260.2
7. Kevin Brown	1998	257.0
8. Randy Jones	1978	253.0
9. Pat Dobson	1970	251.0
10. Steve Arlin	1972	250.0

EARNED RUN AVERAGE

1. Dave Roberts	1971	2.10
2. Randy Jones	1975	2.24
3. Jake Peavy	2004	2.27
4. Kevin Brown	1998	2.38
5. Jake Peavy	2007	2.54
6. Ed Whitson	1990	2.60
7. Ed Whitson	1989	2.66
8. Bruce Hurst	1989	2.69
9. Gaylord Perry	1978	2.73
10. Randy Jones	1976	2.74

STRIKEOUTS

1. Kevin Brown	1998	257
2. Jake Peavy	2007	240
3. Clay Kirby	1971	231
4. Jake Peavy	2005	216
James Shields	2015	216
6. Jake Peavy	2006	215
7. Tyson Ross	2015	212
Ian Kennedy	2014	207
9. Tyson Ross	2014	195
10. Sterling Hitchcock	1999	194

WALKS

1. Matt Clement	2000	125
2. Steve Arlin	1972	122
3. Clay Kirby	1970	120
4. Clay Kirby	1972	116
5. Dave Freisleben	1974	112
6. Joey Hamilton	1998	106
7. Tim Lollar	1984	105
Edinson Volquez	2012	105
9. Steve Arlin	1971	103
Clay Kirby	1971	103

OPPONENTS BATTING AVG

1. Chris Young	2007	.192
2. Chris Young	2006	.206
3. Jake Peavy	2007	.208
4. Clay Kirby	1971	.216
5. Mat Latos	2010	.217
6. Jake Peavy	2005	.217
7. Tim Lollar	1982	.224
8. Clay Kirby	1972	.226
9. Bruce Hurst	1990	.228
10. Jake Peavy	2008	.229

STRIKEOUTS/9 IP

1. Andy Benes	1994	9.87
2. Tyson Ross	2015	9.73
3. Jake Peavy	2007	9.67
4. James Shields	2015	9.61
5. Jake Peavy	2005	9.58
6. Jake Peavy	2006	9.56
7. Jake Peavy	2004	9.36
8. Ian Kennedy	2015	9.30
9. Ian Kennedy	2014	9.27
10. Mat Latos	2010	9.21

DOUBLE PLAYS

1. Randy Jones	1978	36
2. Randy Jones	1975	35
3. Randy Jones	1976	34
4. Brian Lawrence	2002	29
5. Matt Clement	1999	28
6. Clay Hensley	2006	27
7. Clayton Richard	2010	26
8. Andy Ashby	1998	25
Jon Garland	2010	25
10. Five Players		24

Minimum 162.0 innings pitched for Strikeouts/9 IP, ERA and Opponents Avg

HISTORY & RECORDS

LOW-HIT GAMES

NO-HITTERS

PADRES (None)

Note: The Padres are the only Major League club to have never thrown a no-hitter.

OPPONENTS (9)

PITCHER(S)

RHP Dock Ellis (Pittsburgh)			
DATE/SITE: June 12, 1970 at San Diego Stadium - Game 1	SCORE: PIT 2, SD 0	OF NOTE: 8 BB, 1 HBP	
RHP Milt Pappas (Chicago-NL)			
DATE/SITE: September 2, 1972 at Wrigley Field	SCORE: CHI 8, SD 0	OF NOTE: 1 BB	
RHP Phil Niekro (Atlanta)			
DATE/SITE: August 5, 1973 at Fulton County Stadium	SCORE: ATL 9, SD 0	OF NOTE: 3 BB, 1 error	
RHP Kent Mercker—starter, RHP Mark Wohlers, RHP Alejandro Pena (Atlanta)			
DATE/SITE: September 11, 1991 at Fulton County Stadium	SCORE: ATL 9, SD 0	OF NOTE: 2 BB, 1 error	
RHP A.J. Burnett (Florida)			
DATE/SITE: May 12, 2001 at Qualcomm Stadium	SCORE: FLA 3, SD 0	OF NOTE: 9 BB, 1 HBP	
LHP Bud Smith (St. Louis)			
DATE/SITE: September 3, 2001 at Qualcomm Stadium	SCORE: STL 2, SD 0	OF NOTE: 4 BB, 1 error	
LHP Jonathan Sanchez (San Francisco)			
DATE/SITE: July 10, 2009 at AT&T Park	SCORE: SF 8, SD 0	OF NOTE: 1 error	
RHP Tim Lincecum (San Francisco)			
DATE/SITE: July 13, 2013 at Petco Park	SCORE: SF 9, SD 0	OF NOTE: 4 BB, 1 HBP	
RHP Tim Lincecum (San Francisco)			
DATE/SITE: June 25, 2014 at AT&T Park	SCORE: SF 4, SD 0	OF NOTE: 1 BB	

CLOSE CALLS (20)

A look at San Diego's closest calls; Padres who have carried no-hitters into the eighth inning or beyond:

DATE/OPPONENT	PITCHER(S)	RESULT
July 21, 1970 vs. NYM	Clay Kirby	Manager Preston Gomez lifted Kirby after 8.0 no-hit innings vs. New York (NL). Jack Baldschun allowed a Bud Harrelson single to open the ninth.
Sept. 13, 1971 at HOU	Clay Kirby	Houston's John Edwards doubles with one out in the eighth.
Sept. 18, 1971 at SF	Clay Kirby	Giants Willie McCovey homered with no outs in the eighth.
July 18, 1972 vs. PHI	Steve Arlin	Philadelphia's Denny Doyle singled with two outs in the ninth.
July 3, 1975 vs. CIN	Randy Jones	Bill Plummer doubles in the eighth in Jones' second one-hitter of the season.
June 12, 1976 vs. PHI	Dave Freisleben	Philadelphia's Garry Maddox singles to lead off the eighth.
Sept. 13, 1976 vs. SF	Tom Griffin	San Francisco's Ken Reitz singles to lead of the eighth.
Sept. 29, 1976 vs. CIN	Brent Strom	Cincinnati's George Foster doubles to lead off the eighth.
July 16, 1977 vs. LAD	Bob Owchinko	Los Angeles' Steve Garvey reaches on a bunt single with one out in the eighth.
July 14, 1991 at NYM	Greg Harris	Mets Mackey Sasser leads off the eighth with a ground-rule double.
Aug. 3, 1991 at ATL	Andy Benes, Mike Maddux	Andy Benes tosses 6.0 hitless innings and is relieved by Mike Maddux.
July 3, 1994 vs. NYM	Andy Benes	Maddux surrenders leadoff homer to Atlanta's Ron Gant in the eighth.
Sept. 5, 1997 vs. ATL	Andy Ashby	Rico Brogna collects the Mets lone hit, a leadoff double in the eighth.
June 27, 1998 vs. ANA	Sterling Hitchcock	Kenny Lofton leads off the ninth with a single to right on a 3-2 pitch.
July 3, 2004 vs. KC	Adam Eaton	Anaheim's Phil Nevin homers on the first pitch of the top of the eighth inning.
May 30, 2006 vs. COL	Chris Young	Dee Brown doubles off the left field wall to open the eighth inning.
Sept. 22, 2006 vs. PIT	Chris Young	Brad Hawpe leads off the eighth with a double to right field.
Sept. 7, 2008 at MIL	Chris Young	Pinch-hitter Joe Randa hits a two-run homer to center with one out in the ninth.
July 9, 2011 at LAD	Aaron Harang, Josh Spence, Chad Qualls, Mike Adams, Luke Gregerson	Milwaukee's Gabe Kapler homers with two out in the eighth.
July 20, 2014 vs. NYM	Odrisamer Despaigne	Aaron Harang (6.0), Josh Spence (0.1), Chad Qualls (0.2) and Mike Adams (1.0) worked 8.0 hitless innings before Luke Gregerson allows two-out double to Juan Uribe in the ninth inning of a tie game.
		New York's Daniel Murphy doubles with two out in the eighth.

ONE-HITTERS BY PADRES (28)

PITCHER (S)	DATE/OPPONENT	SCORE	HIT BY/INNING
Dick Kelley	July 6, 1969 vs. Houston (Game 2)	1-0	Menke, single in second
Clay Kirby	September 18, 1971 at San Francisco	2-1	McCovey, homer in eighth
Steve Arlin	June 23, 1972 vs. San Francisco	4-1	Maddox, triple in second
Dan Spillner	June 19, 1974 at Chicago (NL)	1-0	Monday, single in third
Randy Jones	May 19, 1975 vs. St. Louis	1-0 (10 inn.)	Melendez, single in seventh
Randy Jones	July 3, 1975 vs. Cincinnati	2-1	Plummer, double in eighth
Eric Rasmussen	September 28, 1979 at San Francisco	2-0	Evans, single in second
Juan Eichelberger	June 2, 1982 at Chicago (NL)	3-1	Thompson, infield single in second
Dave Dravecky	July 30, 1984 vs. Los Angeles	12-0	Russell, double in seventh
Mark Thurmond	April 30, 1986 vs. St. Louis	5-0	McGee, single in seventh
Jimmy Jones	Sept. 21, 1986 at Houston	5-0	Knepper, triple in third
Andy Hawkins	April 24, 1988 vs. Houston	3-0	Doran, single in seventh
Bruce Hurst	April 10, 1989 vs. Atlanta	5-2	L. Smith, homer in third
Greg Harris, Craig Lefferts	July 14, 1991 at New York (NL)	2-1	Sasser, double in eighth
Bruce Hurst	May 18, 1992 vs. New York (NL)	3-0	Walker, infield single in sixth
Andy Benes, Gene Harris	July 7, 1993 at New York (NL)	2-0	Kent, infield single in second
Andy Benes	July 3, 1994 vs. New York (NL)	7-0	Brogna, double in eighth
Hitchcock, Hoffman	April 5, 1997 Philadelphia	4-1	Brogna, double in eighth
Kevin Brown	August 16, 1998 vs. Milwaukee (Game 1)	4-0	Burnitz, single in seventh
Chris Young, Cia Meredith	September 22, 2006 vs. Pittsburgh	6-2	Randa, homer in ninth
Chad Gaudin, Heath Bell	June 28, 2009 at Texas	2-0	Young, single in first
Mat Latos, Greg Burke, Mike Ekstrom	July 29, 2009 at Cincinnati	7-1	Hairston Jr., homer in fourth
Clayton Richard, Mike Adams, Luke Gregerson	September 30, 2009 vs. Los Angeles (NL)	5-0	Kemp, single in first
Mat Latos	May 13, 2010 at San Francisco	1-0	Whiteside infield single in sixth
Cory Luebke, Ernesto Frieri	September 19, 2011 at Colorado	8-2	Ellis homer in sixth
Edinson Volquez	July 19, 2012 vs. Houston	1-0	Downs infield single in fourth
Andrew Cashner	September 16, 2013 at Pittsburgh	2-0	Tabata single to lead off seventh
Andrew Cashner	April 11, 2014 vs. Detroit	6-0	Davis single to center in sixth



HISTORY & RECORDS

HOME RUN HISTORY

INSIDE-THE-PARK HOMERS BY PADRES (20)

PLAYER	DATE/OPPONENT
Dave W. Roberts	Sept. 29, 1973 vs. Los Angeles
Derrel Thomas	June 14, 1974 at Montreal
Luis Salazar	July 8, 1982 at Philadelphia
Gene Richards	July 10, 1982 at New York (NL)
Gene Richards	Sept. 26, 1982 at Atlanta
Carmelo Martinez	Sept. 2, 1984 at New York (NL)
Garry Templeton	Sept. 17, 1987 vs. Atlanta
John Kruk	Sept. 24, 1987 at Cincinnati
Tony Gwynn	July 29, 1988 vs. Cincinnati
Bip Roberts	April 28, 1990 vs. Pittsburgh
Jack Howell	August 16, 1991 vs. Atlanta
Tony Gwynn*	June 26, 1997 at Los Angeles (NL)
Bret Boone	May 11, 2000 at Cincinnati
Ruben Rivera	July 18, 2000 vs. Anaheim
Sean Burroughs	May 16, 2003 vs. Atlanta
Kyle Blanks	August 18, 2009 vs. Chicago (NL)
Tony Gwynn	June 13, 2010 vs. Seattle
Tony Gwynn	July 17, 2010 vs. Arizona
Chris Denorfia	August 5, 2010 at Los Angeles (NL)
Everth Cabrera	June 8, 2012 at Milwaukee

*Grand Slam

PADRES PITCHERS CAREER HOME RUN LEADERS

RK	PLAYERS	HOME RUNS
1.	Tim Lollar	8
2.	Mike Corkins	5
3.	Andy Benes	4
	Eric Show	4
	Joey Hamilton	4

ALL-TIME PADRES GRAND SLAM LEADERS

RK	PLAYERS	GRAND SLAMS
1.	Phil Nevin	7
2.	Nate Colbert	5
3.	Steve Finley	4
	Adrian Gonzalez	4
5.	11 tied with	3

INSIDE-THE-PARK HOMERS AGAINST PADRES (32)

PLAYER	DATE/OPPONENT
Denny Doyle	July 18, 1970 vs. Philadelphia
Cesar Geronimo	July 2, 1972 vs. Cincinnati
Joe Morgan	May 18, 1973 at Cincinnati
Pete Rose	June 29, 1973 at Cincinnati
Paul Casanova	August 5, 1973 at Atlanta
Tito Fuentes	Sept. 23, 1973 at San Francisco
Mike Schmidt	April 27, 1974 vs. Philadelphia
Heity Cruz	June 18, 1976 at St. Louis
Lou Brock	June 18, 1976 at St. Louis
Bob Boone	July 10, 1976 at Philadelphia - Gm 2
Ellis Valentine	May 21, 1977 at Montreal
Pete Rose	Sept. 7, 1978 at Cincinnati
Jerry White	June 12, 1980 at Montreal
Larry Bowa	August 21, 1980 at Philadelphia
Tim Raines	May 7, 1981 at Montreal
Larry Walker	May 5, 1992 at Montreal
Ken Caminiti	May 22, 1993 vs. Houston
Mitch Webster	June 21, 1994 vs. Los Angeles
Reggie Sanders	April 29, 1995 vs. Cincinnati
Ron Gant*	April 20, 1997 vs. St. Louis
Kenny Lofton	May 27, 1997 vs. Atlanta
Barry Bonds	Sept. 21, 1997 vs. San Francisco
Mike Lansing	Sept. 6, 1998 at Colorado
Jimmy Rollins	August 4, 2004 vs. Philadelphia
Dustan Mohr	July 10, 2005 at Colorado
Kelly Stinnett	August 29, 2005 vs. Arizona
Kazuo Matsui	April 20, 2006 vs. New York (NL)
Garrett Atkins	September 23, 2007 vs. Colorado
Stephen Drew	April 5, 2010 at Arizona
Shane Victorino	April 24, 2011 vs. Philadelphia
Justin Upton	August 25, 2012 at Arizona
Kurt Suzuki	May 20, 2014 vs. Minnesota

*During Padres Paradise Series in Honolulu, HI

LONGEST HOME RUNS AT PETCO PARK

PLAYER	TEAM	DISTANCE	DATE
1. Adrian Gonzalez	San Diego	458'	April 26, 2009
2. Yasiel Puig	Los Angeles-NL	457'	September 21, 2013
3. Andruw Jones	Atlanta	453'	July 15, 2006
Russell Branyan	San Diego	453'	September 24, 2006
Chris Davis	Baltimore	453'	August 7, 2013
6. Mark Reynolds	Arizona	451'	August 30, 2007
7. Adam LaRoche	Pittsburgh	446'	September 28, 2008
Mark Reynolds	Arizona	446'	August 26, 2010
9. Wil Myers	San Diego	445'	April 28, 2015
Matt Holliday	St. Louis	445'	August 22, 2009
Cameron Maybin	San Diego	445'	April 5, 2012
Logan Forsythe	San Diego	445'	June 10, 2013

HISTORY & RECORDS

ALL-TIME SINGLE-SEASON RECORDS

CLUB GENERAL

WINS AND LOSSES

BEST OVERALL RECORD.....	98-64, 1998
BEST HOME RECORD.....	54-27, 1998
BEST ROAD RECORD.....	46-35, 1996

MOST HOME WINS.....	54, 1998	FEWEST HOME WINS (min 81 games).....	28, 1969
MOST ROAD WINS.....	46, 1996	FEWEST ROAD WINS (min 81 games).....	24, 1969 & 1974
MOST HOME LOSSES.....	54, 1972	FEWEST HOME LOSSES (min 81 games).....	27, 1998
MOST ROAD LOSSES.....	57, 1969 & 1974	FEWEST ROAD LOSSES (min 81 games).....	35, 1996

WINS VS. ONE CLUB.....	14, 2x, last vs. San Francisco, 2007
HOME WINS VS. ONE CLUB.....	8, 8x, last vs. Arizona, 2013
ROAD WINS VS. ONE CLUB.....	7, 10x, last at Arizona, 2012
LOSSES VS. ONE CLUB.....	17, vs. Atlanta, 1974
HOME LOSSES VS. ONE CLUB.....	9, 2x, vs. LA, 1971 and vs. Atlanta, 1974
AWAY LOSSES VS. ONE CLUB.....	9, 2x, at Atlanta, 1980 and at Arizona, 2002
MOST WINS IN A MONTH.....	22 in May, 2005
MOST LOSSES IN A MONTH.....	23 in May, 2003

SHUTOUTS

MOST PLAYED.....	34, 2x, 1972 & 1976
MOST WON.....	20, 2x, 2007 & 2010
MOST LOST.....	23, 2x, 1969 & 1976
MOST WON, HOME.....	14, 2007
MOST WON, AWAY.....	13, 1985
MOST LOST, HOME.....	13, 2001
MOST LOST, AWAY.....	15, 1969
MOST WINS BY SHUTOUT vs. ONE TEAM.....	5, 2x, vs. Houston, 1984 and vs. Los Angeles-NL, 2002
MOST LOSSES BY SHUTOUT vs. ONE TEAM.....	5, 8x, last by San Francisco, 2015

SEASON SERIES

SEASON SWEEP BY PADRES.....	5x, last vs. Florida (7-0), 2011
SEASON SWEEP BY OPPOSITION.....	13x, last by Houston, 2015
SWEEPS BY PADRES AT SAN DIEGO.....	46x, last vs. Colorado (2x) (3-0, 2-0) and Atlanta (3-0), 2015
SWEEPS BY OPPOSITION AT SAN DIEGO.....	40x, last vs. Houston (0-3), Oakland (0-2), Seattle (0-2) and Philadelphia (0-3), 2015
SWEEPS BY PADRES ON ROAD.....	17x, last at Baltimore (2-0), 2013
SWEEPS BY OPPOSITION ON ROAD.....	49x, last by Pittsburgh (0-3), San Francisco (0-3) and Los Angeles (0-3), 2015

ONE-RUN GAMES

MOST PLAYED.....	65, 1980	FEWEST WON (non-strike seasons).....	16, 2008
MOST WON.....	34, 1978 & 1984	FEWEST LOST.....	15, 2001, '04
MOST LOST.....	37, 1970	FEWEST WON, HOME.....	9, 2011
MOST WON, HOME.....	25, 2014	FEWEST WON, ROAD.....	3, 2008
MOST WON, ROAD.....	15, 1978 & 1984	FEWEST LOST, HOME.....	3, 1974
MOST LOST, HOME.....	20, 1972	FEWEST LOST, ROAD.....	7, 1997
MOST LOST, ROAD.....	22, 1970, '79 & '93		

EXTRA-INNING GAMES

MOST.....	24, 1996 & 2000
MOST WON.....	13, 1996
MOST LOST.....	14, 1972, 1992

DOUBLEHEADERS

MOST WON.....	5, 1977
MOST LOST.....	8, 1969
BEST RECORD.....	5-1-2, 1977

1-0 GAMES

MOST WON.....	6, 2x, 1985 & 2010
MOST LOST.....	6, 2011

VS. RIGHTHANDERS

MOST WON.....	71, 2006
MOST LOST.....	93, 1969

VS. LEFTHANDERS

MOST WON.....	32, 1990 & 1992
MOST LOST.....	37, 2008

MOST GAMES WON, STARTERS.....	68, 1988, 1989
MOST GAMES LOST, STARTERS.....	89, 1969

MOST GAMES WON, RELIEVERS.....	32, 1977
MOST GAMES LOST, RELIEVERS.....	35, 2002

PLAYERS USED

SEASON, MOST.....	59, 2002 and 2008
SEASON, FEWEST.....	31, 1984

PITCHERS USED

SEASON, MOST.....	37, 2002#
SEASON, FEWEST.....	12, 1973

* Major League Record
National League Record

+ Ties Major League Record



HISTORY & RECORDS

CLUB BATTING

BATTING AVERAGE:	HIGHEST — .273 in 2004	LOWEST — .225 in 1969
AT-BATS:	MOST — 5,655 in 1996	FEWEST — 5,294 in 2014
RUNS SCORED:	MOST — 795 in 1997	FEWEST — 468 in 1969
HITS:	MOST — 1,521 in 2004	FEWEST — 1,199 in 2014
SINGLES:	MOST — 1,105 in 1980	FEWEST — 836 in 2014
DOUBLES:	MOST — 322 in 2007	FEWEST — 180 in 1969
TRIPLES:	MOST — 53 in 1979	FEWEST — 16 in 1997
HOME RUNS:	MOST — 172 in 1970	FEWEST — 64 in 1976
AT HOME:	MOST — 87 in 1992, '93	FEWEST — 29 in 1980
ON THE ROAD:	MOST — 104 in 1970	FEWEST — 34 in 1976
GRAND SLAMS:	MOST — 10 in 2001	FEWEST — 0 in 1973, '79, '82, '87
RUNS BATTED IN:	MOST — 761 in 1997	FEWEST — 431 in 1969
EXTRA-BASE HITS:	MOST — 524 in 2007	FEWEST — 305 in 1980
TOTAL BASES:	MOST — 2,322 in 2006	FEWEST — 1,764 in 1969
SLUGGING PERCENTAGE:	HIGHEST — .416 in 2006	LOWEST — .329 in 1969
PINCH HITS:	MOST — 74 in 1986	FEWEST — 35 in 1985, '88
PINCH-HIT GAME-WINNING RBI:	MOST — 9 in 2013	
PINCH-HIT AVERAGE:	HIGHEST — .276 in 1978	LOWEST — .161 in 2011
PINCH-HIT HOME RUNS:	MOST — 11 in 2014	FEWEST — 1 in 1979, '87
STOLEN BASES:	MOST — 239 in 1980	FEWEST — 36 in 2008
CAUGHT STEALING:	MOST — 91 in 1987	FEWEST — 17 in 2008
HOME RUNS vs. ONE NL CLUB:	MOST — 28 vs. ARI, '07 & '10	FEWEST — 0 vs. PIT, 2014
STRIKEOUTS:	MOST — 1,327 in 2015	FEWEST — 716 in 1976
BASE ON BALLS:	MOST — 678 in 2001	FEWEST — 401 in 1973
LEFT ON BASE:	MOST — 1,239 in 1980	FEWEST — 1,028 in 2015
HIT BY PITCH:	MOST — 59 in 1993	FEWEST — 9 in 1989
SACRIFICE HITS:	MOST — 133 in 1975	FEWEST — 29 in 2001
SACRIFICE FLIES:	MOST — 66 in 2004	FEWEST — 19 in 1971
GROUNDING INTO DOUBLE PLAYS:	MOST — 146 in 1996	FEWEST — 81 in 1978
SHUTOUTS:	MOST — 23 in 1969 & '76	FEWEST — 3 in 2004

CLUB PITCHING

EARNED RUN AVERAGE:	LOWEST — 3.22 in 1971	HIGHEST — 4.98 in 1997
COMPLETE GAMES:	MOST — 47 in 1971, '76	FEWEST — 0 in 2011
STRIKEOUTS:	MOST — 1,393 in 2015	FEWEST — 652 in 1976
BASE ON BALLS:	MOST — 715 in 1974	FEWEST — 422 in 2004
HITS:	MOST — 1,581 in 1997	FEWEST — 1,300 in 2014
RUNS ALLOWED:	MOST — 891 in 1997	FEWEST — 577 in 2014
SAVES:	MOST — 59 in 1998	FEWEST — 18 in 1976
WILD PITCHES:	MOST — 73 in 1999	FEWEST — 23 in 1985
BALKS:	MOST — 25 in 1977	FEWEST — 2 in 2004 & 2013
HIT BATSMEN:	MOST — 68 in 2000	FEWEST — 12 in 1978, '80
HOME RUNS ALLOWED:	MOST — 219 in 2001	FEWEST — 74 in 1978
HOME RUNS ALLOWED vs. ONE NL CLUB:	MOST — 37 by COL, 2001	FEWEST — 1, several times
SHUTOUTS:	MOST — 20 in 2007, '10	FEWEST — 2 in 1997

CLUB FIELDING

FIELDING PERCENTAGE:	HIGHEST — .988 in 2010	LOWEST — .971 in 1975, '77
ERRORS:	FEWEST — 72 in 2010	MOST — 189 in 1977
DOUBLE PLAYS:	MOST — 171 in 1978	FEWEST — 97 in 2012*
PUTOUTS:	MOST — 4,467 in 1996	FEWEST — 4,263 in 1999
ASSISTS:	MOST — 2,012 in 1980	FEWEST — 1,529 in 2005
TOTAL CHANCES:	MOST — 6,543 in 1980	FEWEST — 5,977 in 2014
PASSED BALLS:	MOST — 22 in 1987	FEWEST — 2 in 1992

MOST CONSECUTIVE ERRORLESS GAMES	11, 2x, August 17-28, 2010 and April 14-26, 2013
MOST CONSECUTIVE ERRORLESS GAMES TO BEGIN A SEASON	5, April 5-9, 1988
MOST CONSECUTIVE ERRORLESS INNINGS	108, August 16-29, 2010
MOST ERRORLESS GAMES	107, 2010

***All club records are only in seasons with at least 162 games played

HISTORY & RECORDS

INDIVIDUAL BATTING

BATTING AVERAGE394, Tony Gwynn, 1994
SLUGGING PERCENTAGE621, Ken Caminiti, 1996
GAMES PLAYED	162, Dave Winfield, 1980; Steve Garvey, 1985; Joe Carter, 1990; Adrian Gonzalez, 2008
RUNS SCORED	126, Steve Finley, 1996
HITS	220, Tony Gwynn, 1997
TOTAL BASES	348, Steve Finley, 1996
SINGLES	177, Tony Gwynn, 1984
DOUBLES	49, Tony Gwynn, 1997
TRIPLES	13, Tony Gwynn, 1987 & Dave Roberts, 2006
HOME RUNS	50, Greg Vaughn, 1998
MOST GAMES HITTING HOME RUNS FROM BOTH SIDES OF PLATE	4, Ken Caminiti, 1996
RUNS BATTED IN	130, Ken Caminiti, 1996
GRAND SLAMS	4, Phil Nevin, 2001
GAME-WINNING RBI	21, Gary Sheffield, 1992
PINCH-HIT AVERAGE (Minimum 20 at bats)478, Terry Kennedy, 1986
MOST PINCH HITS	21, Merv Rettenmund, 1977
STOLEN BASES	70, Alan Wiggins, 1984
STRIKEOUTS, MOST	160, Mike Cameron, 2007
STRIKEOUTS, FEWEST (Minimum 502 Plate App.)	15, Tony Gwynn, 1995
BASE ON BALLS	132, Jack Clark, 1989
INTENTIONAL WALKS	35, Adrian Gonzalez, 2010
SACRIFICE HITS	28, Ozzie Smith, 1978
SACRIFICE FLIES	16, Mark Loretta, 2004
HIT BY PITCH	17, Carlos Quentin, 2012
GROUNDING INTO DOUBLE PLAYS, MOST	25, Steve Garvey, 1984 & 1985 & Kevin Kouzmanoff, 2009
GROUNDING INTO DOUBLE PLAYS, FEWEST (Minimum 502 Plate App.)	2, Alan Wiggins, 1984

INDIVIDUAL PITCHING

APPEARANCES, MOST	83, Craig Lefferts, 1986
COMPLETE GAMES	25, Randy Jones, 1976
STARTS	40, Randy Jones, 1976
GAMES FINISHED	69, Rollie Fingers, 1977
SHUTOUTS	6, Fred Norman, 1972 & Randy Jones, 1975
VICTORIES, MOST	22, Randy Jones, 1976
WON-LOST PCT. (Min. 15 decisions)778, Gaylord Perry, 1978 (21-6) & Dennis Rasmussen, 1988 (14-4)
LOSSES	22, Randy Jones, 1974
INNINGS PITCHED	315.1, Randy Jones, 1976
RUNS ALLOWED	137, Bobby J. Jones, 2001
EARNED RUNS ALLOWED	117, Bill Greif, 1974 & Matt Clement, 2000
HITS	274, Randy Jones, 1976
BASE ON BALLS	125, Matt Clement, 2000
STRIKEOUTS	257, Kevin Brown, 1998
STRIKEOUTS/9 INNINGS (Min. 162 IP)	9.87, Andy Benes, 1994
LOWEST ERA (Min. 162 IP)	2.10, Dave Roberts, 1971
HOME RUNS ALLOWED	37, Kevin Jarvis & Bobby J. Jones, 2001
SAVES	53, Trevor Hoffman, 1998
HIT BATSMEN	16, Matt Clement, 2000
WILD PITCHES	23, Matt Clement, 2000
BALKS	6, Tom Griffin & Bob Shirley, 1977

MISCELLANEOUS RECORDS

YOUNGEST PADRE	Brian Greer, at Los Angeles-NL, September 13, 1977 (18 years, 122 days)
OLDEST PADRE	Jesse Orosco, vs. Arizona, July 20, 2003 (46 years, 90 days)

INDIVIDUAL FIELDING

BEST FIELDING PERCENTAGE (min. 2/3 of team games played)	1.000, Steve Garvey, 1984
FIRST BASEMAN	1.000, David Eckstein, 2010
SECOND BASEMAN984, Khalil Greene, 2007
SHORTSTOP990, Kevin Kouzmanoff, 2009
THIRD BASEMAN	1.000, Eric Owens, 2000, Dave Roberts, 2006 & Will Venable, 2014
CATCHER (min. 1/2 of team games played)998, Gene Tenace, 1979
PITCHER (min. 1.0 IP per team game)	1.000, 23 times, last by Ian Kennedy, 2014



HISTORY & RECORDS

ALL-TIME SINGLE-GAME RECORDS

CLUB GENERAL

PLAYERS USED

PADRES (9-Inning Game)	24, at San Francisco, September 26, 1997
PADRES (Extra Innings)	26, vs. Florida, Sept. 9, 1997 (13 innings)
BOTH TEAMS	50, at Los Angeles, September 13, 1982 (16 innings)

LONGEST GAME, INNINGS

HOME	22, vs. Colorado, April 17, 2008
ROAD	21, at Montreal, May 21, 1977

LONGEST GAME TIME, 9 INNINGS

HOME	4:04 vs. Pittsburgh, June 2, 2014
ROAD	4:18 at Philadelphia, May 30, 1986

SHORTEST GAME TIME, 9 INNINGS

HOME	1:29, vs. Philadelphia, May 4, 1977
ROAD	1:36, at Philadelphia, July 11, 1976

LONGEST GAME TIME, EXTRA INNINGS

HOME	6:17, vs. Houston, August 15, 1980 (20 innings)
ROAD	5:33, at Montreal, May 21, 1977 (21 innings)

SHORTEST GAME TIME, EXTRA INNINGS

HOME	2:00, vs. St. Louis (10 innings), May 19, 1975
ROAD	2:17, at Atlanta (10 innings), July 25, 1974

LARGEST MARGINS OF VICTORY, DEFEAT

MARGIN OF VICTORY	16, vs. Florida, August 23, 2002 (18-2)
MARGIN OF DEFEAT	19, at Chicago (NL), May 13, 1969 (19-0), vs. Los Angeles, June 28, 1969 (19-0) and at Colorado, September 20, 2005 (20-1)

LARGEST SHUTOUTS

VICTORY	13-0, vs. Cincinnati, August 11, 1991
LOSS	19-0, at Chicago (NL), May 13, 1969 and vs. Los Angeles, June 28, 1969

CLUB BATTING

AT-BATS IN NINE-INNING GAME..... 48, at Atlanta, August 12, 2003 and at Milwaukee, August 11, 2009

AT-BATS IN EXTRA-INNING GAME..... 75, vs. Houston, September 24, 1971 (21 innings) (1st game)

RUNS SCORED IN NINE-INNING GAME..... 20, at Florida, July 27, 1996 and at Montreal, May 19, 2001

RUNS SCORED IN EXTRA-INNING GAME..... 17, at San Francisco, May 23, 1970 (15 inn.)

RUNS SCORED IN A LOSS..... 14, at St. Louis, August 29, 2001 (14-16)

MOST RUNS, BOTH TEAMS IN NINE-INNING GAME..... 32, San Diego 20, at Florida 12, July 27, 1996

MOST RUNS, BOTH TEAMS IN EXTRA-INNING GAME..... 33, San Diego 17, at San Francisco 16, May 23, 1970 (15 inn.)

HITS IN NINE-INNING GAME..... 24, vs. San Francisco, April 19, 1982 and at Atlanta, August 12, 2003

HITS IN EXTRA-INNING GAME..... 21, vs. Houston, July 5, 1969 and at San Francisco, May 23, 1970

MOST HITS, BOTH TEAMS IN NINE-INNING GAME..... 36, San Diego 19, at Florida 17, July 27, 1996

and San Diego 16, at Colorado 20, September 24, 2001

MOST HITS, BOTH TEAMS IN EXTRA-INNING GAME..... 44, San Diego 21, at San Francisco 23, May 23, 1970 (15 inn.)

SINGLES..... 18, five times, last at Milwaukee, May 11, 2011

DOUBLES..... 9, at Cincinnati, August 12, 2007

TRIPLES..... 4, twice, at Pittsburgh, June 2, 1970 and at St. Louis, May 5, 1978

HOME RUNS IN NINE-INNING GAME..... 6, at Cincinnati, July 17, 1998

HOME RUNS IN EXTRA-INNING GAME..... 5, four times, last vs. Cincinnati, May 25, 2008 (18 innings)

EXTRA-BASE HITS..... 12, at Cincinnati, August 12, 2007

TOTAL BASES

PADRES..... 39, three times, last vs. Cincinnati, May 25, 2008 (18 inn.)

OPPONENTS..... 49, at Chicago-NL, May 17, 1977

RUNS BATTED IN

PADRES..... 20, at Florida, July 27, 1996

OPPONENTS..... 22, at Chicago-NL, May 17, 1977

BASE ON BALLS IN NINE-INNING GAME..... 12, four times, last at San Francisco, May 11, 2010

BASE ON BALLS IN EXTRA-INNING GAME..... 14, vs. Pittsburgh, August 25, 1979 (19 inn.)

INTENTIONAL BASE ON BALLS IN NINE-INNING GAME..... 4, three times, last vs. Montreal, August 18, 1988

INTENTIONAL BASE ON BALLS IN EXTRA-INNING GAME..... 6, vs. Pittsburgh, August 25, 1979 (19 inn.)

STRIKEOUTS IN NINE-INNING GAME..... 19, at New York-NL, April 22, 1970

STRIKEOUTS IN EXTRA-INNING GAME..... 20, vs. San Francisco, June 19, 2001 (15 inn.)

STOLEN BASES

PADRES..... 9, vs. Colorado, June 28, 1999

OPPONENTS..... 10, at Florida, May 18, 2000

MOST LEFT ON BASE

PADRES IN NINE-INNING GAME..... 17, vs. Atlanta, May 24, 1977

OPPONENTS IN NINE-INNING GAME..... 18, vs. Seattle, June 27, 2008

PADRES IN EXTRA INNINGS..... 26, vs. Pittsburgh, August 25, 1979 (19 inn.)

OPPONENTS IN EXTRA INNINGS..... 23, at Montreal, May 21, 1977 (21 inn.)

FEWEST LEFT ON BASE

PADRES..... 0, 10 times, last vs. Chicago-AL, June 1, 2014

OPPONENTS..... 0, six times, last at Pittsburgh, September 16 & 18, 2013

PINCH-HITTERS USED..... 8, vs. San Francisco, September 16, 1986

GROUNDED INTO DOUBLE PLAYS IN NINE-INNING GAME..... 5, at Houston, July 23, 1999

GROUNDED INTO DOUBLE PLAYS IN EXTRA-INNING GAME..... 6, at Colorado, June 5, 1997 (11 inn.)

HISTORY & RECORDS

ALL-TIME SINGLE-GAME RECORDS (CONT.)

CLUB PITCHING

HITS ALLOWED IN NINE-INNING GAME	24, at Chicago-NL, May 17, 1977
HITS ALLOWED IN EXTRA-INNING GAME	25, at Montreal, May 21, 1977 (21 inn.)
RUNS ALLOWED	23, at Chicago-NL, May 17, 1977
EARNED RUNS ALLOWED	20, at Chicago-NL, May 17, 1977
SINGLES ALLOWED IN NINE-INNING GAME	17, vs. New York-NL, August 26, 1986
SINGLES ALLOWED IN EXTRA-INNING GAME	18, vs. St. Louis, August 31, 1979 (15 inn.)
DOUBLES ALLOWED IN NINE-INNING GAME	8, at Arizona, May 7, 2015 and vs. Houston, August 6, 1970
DOUBLES ALLOWED IN EXTRA-INNING GAME	8, vs. Arizona, June 7, 2009 (18 inn.)
TRIPLES ALLOWED IN NINE-INNING GAME	4, three times, last June 25, 2015 at San Francisco
TRIPLES ALLOWED IN EXTRA-INNING GAME	4, at New York-NL, July 6, 1979 (12 inn.)
HOME RUNS ALLOWED IN NINE-INNING GAME	7, three times, last at Cincinnati, August 13, 2011
HOME RUNS ALLOWED IN EXTRA-INNING GAME	7, at Los Angeles-NL, September 18, 2006 (10 inn.)
EXTRA-BASE HITS ALLOWED IN NINE-INNING GAME	11, three times, last vs. Montreal, July 8, 1994
EXTRA-BASE HITS ALLOWED IN EXTRA-INNING GAME	13, at Los Angeles-NL, September 18, 2006 (10 inn.)
STRIKEOUTS IN A NINE-INNING GAME	18, vs. Atlanta, May 22, 2006 and at Arizona, April 25, 2007
STRIKEOUTS IN EXTRA-INNING GAME	20, vs. San Francisco, June 19, 2001 (15 inn.) at Chicago-NL, July 31, 2002 (11 inn.) vs. Colorado, April 17, 2008 (22 inn.)
WALKS ISSUED IN NINE-INNING GAME	13, three times, last at Florida, April 28, 1997
WALKS ISSUED IN EXTRA-INNING GAME	13, at Cincinnati, April 26, 2003 (10 inn.)
INTENTIONAL WALKS IN NINE-INNING GAME	4, six times, last at Cincinnati, August 11, 2007
INTENTIONAL WALKS IN EXTRA-INNING GAME	6, at New York-NL, August 26, 1980 (18 inn.)
HIT BATTERS	4, three times, last vs. San Francisco, June 5, 2002
WILD PITCHES	5, vs. Pittsburgh, April 29, 2003
BALKS	3, at Philadelphia, September 2, 1986
PITCHERS USED IN NINE-INNING GAME	8, seven times, last September 24, 2015 vs. San Francisco (three times in 2012)
PITCHERS USED IN EXTRA-INNING GAME	10, vs. Arizona, June 7, 2009 (18 inn.)

CLUB FIELDING

DOUBLE PLAYS IN NINE-INNING GAME	5, five times, last at Colorado, May 17, 2014
DOUBLE PLAYS IN EXTRA-INNING GAME	6, vs. Pittsburgh, August 25, 1979 (19 inn.)
DOUBLE PLAYS TURNED BY BOTH TEAMS	8, at Colorado, May 17, 2014
TRIPLE PLAYS BY PADRES	1, eight times, last at New York-NL, June 10, 2010 (2nd game)
TRIPLE PLAYS BY OPPONENTS	1, 15 times, last at Colorado, May 18, 2014
ASSISTS IN NINE-INNING GAME	26, vs. Pittsburgh, May 22, 1969
ASSISTS IN EXTRA-INNING GAME	28, May 21, 1977, at Montreal (21 innings)
FEWEST ASSISTS	1, vs. Philadelphia, July 12, 1992 and at Washington, August 5, 2005
ERRORS IN NINE-INNING GAME	6, six times, last vs. Atlanta, June 1, 1990
ERRORS IN EXTRA-INNING GAME	6, at New York-NL, May 7, 1972

INDIVIDUAL BATTING

AT-BATS IN NINE-INNING GAME	7, twice, Mark Kotsay and Ryan Klesko at Montreal, May 19, 2001
AT-BATS IN EXTRA-INNING GAME	9, 19 times, last Adrian Gonzalez and Tadahito Iguchi vs. Cincinnati, May 25, 2008 (18 innings)
RUNS	5, Al Martin vs. Houston, April 16, 2000
HITS IN NINE-INNING GAME	6, Adrian Gonzalez (6-for-6) at Milwaukee, August 11, 2009
HITS IN EXTRA-INNING GAME	6, three times, last Tony Gwynn (6-for-7) vs. San Francisco, August 4, 1993 (12 innings)
SINGLES IN NINE-INNING GAME	5, Kevin McReynolds vs. Cincinnati, September 5, 1984 and Adrian Gonzalez at Milwaukee, August 11, 2009
SINGLES IN EXTRA-INNING GAME	5, Gene Richards vs. Montreal, July 26, 1977 (15 innings) and Bill Fahey at Houston, September 5, 1979 (10 innings)
DOUBLES	3, 38 times, last Everth Cabrera at Cleveland, April 8, 2014
TRIPLES	2, 15 times, last Nick Hundley vs. New York-NL, August 16, 2011
HOME RUNS	3, six times, Nate Colbert at Atlanta, August 1, 1972 (Game 2), Steve Finley at Cincinnati, May 19, 1997, Steve Finley at San Francisco, June 23, 1997, Ken Caminiti at Los Angeles-NL, July 12, 1998, Bret Boone June 23, 2000 at Cincinnati (10 innings), Phil Nevin vs. Colorado, October 6, 2001 Matt Kemp at Colorado, August 14, 2015
HIT FOR CYCLE	Gary Sheffield and Fred McGriff, August 6, 1992 vs. Houston in 1st and 2nd innings
BACK-TO-BACK HOME RUNS TWICE BY SAME TWO PLAYERS	August 6, 1992 vs. Houston in 1st and 2nd innings
TOTAL BASES	13, Steve Finley at San Francisco, June 23, 1997 and Ryan Klesko at St. Louis, August 29, 2001
RUNS BATTED IN	8, Nate Colbert at Atlanta, August 1, 1972 (Game 2) and Ken Caminiti vs. Colorado, September 19, 1995
SACRIFICE HITS	3, seven times, last Greg Maddux vs. Cincinnati, May 14, 2007
SACRIFICE FLIES	2, 27 times, last Jedd Gyorko vs. Arizona, September 26, 2015
HIT BY PITCH	2, 23 times, last Matt Kemp vs. Colorado, May 3, 2015
WALKS	5, Brian Giles at Chicago-NL, May 14, 2006
INTENTIONAL WALKS IN NINE-INNING GAME	3, Fernando Gonzalez vs. Cincinnati, August 10, 1978
INTENTIONAL WALKS IN EXTRA-INNING GAME	4, Garry Templeton at Pittsburgh, July 5, 1985 (12 inn.)
STRIKEOUTS IN NINE-INNING GAME	5, twice, Mike Cameron at Los Angeles-NL, September 12, 2007 Clay Hensley at Chicago-NL, May 14, 2006
STRIKEOUTS IN EXTRA-INNING GAME	5, four times, last Chase Headley vs. Arizona, June 7, 2009 (18 inn.)
STOLEN BASES	5, three times, Alan Wiggins vs. Montreal, May 17, 1984, Tony Gwynn at Houston, September 20, 1986 and Damian Jackson vs. Colorado, June 28, 1999
CAUGHT STEALING	2, 40 times, last Will Venable vs. Kansas City, May 6, 2014
GROUND INTO DOUBLE PLAY IN NINE-INNING GAME	3, three times, Steve Garvey vs. Atlanta, August 6, 1986 Kevin Kouzmanoff vs. Atlanta, August 5, 2009 & Yangelvis Solarte at Arizona, September 16, 2015
GROUND INTO DOUBLE PLAY IN EXTRA-INNING GAME	3, Archi Cianfrocco at Colorado, June 5, 1997 (11 inn.)



HISTORY & RECORDS

ALL-TIME SINGLE-GAME RECORDS (CONT.)

INDIVIDUAL PITCHING

HITS ALLOWED	14, four times, last Andy Ashby at New York-NL, August 10, 1999
SINGLES ALLOWED	13, three times, last Andy Ashby at New York-NL, August 10, 1999
DOUBLES ALLOWED	7, Danny Coombs vs. Houston, August 6, 1970
TRIPLES ALLOWED	3, eight times, last James Shields at San Francisco, June 25, 2015
HOME RUNS ALLOWED	5, Woody Williams at Houston, July 13, 2001 & Tim Stauffer at Cincinnati, August 13, 2011
RUNS ALLOWED	11, four times, last Tim Stauffer at Philadelphia, August 26, 2007
EARNED RUNS ALLOWED	11, Junior Herndon at St. Louis, August 30, 2001 & Tim Stauffer at Philadelphia, August 26, 2007
HIT BATTERS	3, six times, last Brian Lawrence vs. Arizona, July 14, 2005
WALKS	10, Clay Kirby at San Francisco, July 15, 1969
INTENTIONAL WALKS	4, three times, Dennis Kinney at Philadelphia, August 21, 1980 (17 inn.) Randy Jones vs. Philadelphia, June 16, 1978, Mike Caldwell at Philadelphia, May 11, 1972 (12 inn.)
INTENTIONAL WALKS IN MORE THAN 9.0 IP	4, Dennis Kinney (9.1 IP) at Philadelphia, August 21, 1980 (17 inn.)
STRIKEOUTS	16, Jake Peavy vs. Atlanta, May 22, 2006 (7.0 IP) and at Arizona, April 25, 2007 (7.0 IP)
STRIKEOUTS IN MORE THAN 9.0 IP	15, Clay Kirby (15.0 IP) vs. Houston (Game 1), September 24, 1971 (21 inn.)
WILD PITCHES	4, John D'Acquisto at Montreal, May 22, 1977 and Adam Eaton vs. Pittsburgh, April 29, 2003
BALKS	3, Dave LaPoint at Philadelphia, September 2, 1986
INNINGS PITCHED, STARTER	15.0, Clay Kirby vs. Houston, September 24, 1971 (Game 1)
INNINGS PITCHED, RELIEVER	9.1, Dennis Kinney at Philadelphia, August 21, 1980 (17 inn.)

INDIVIDUAL FIELDING

ERRORS	3, 19 times, last Everth Cabrera at Los Angeles-NL, September 5, 2009
DOUBLE PLAYS	
FIRST BASEMAN	5, Bill Davis vs. St. Louis, May 16, 1969, Mike Ivie at Cincinnati, April 21, 1976 and Yonder Alonso at Colorado, May 17, 2014
SECOND BASEMAN	5, Roberto Pena vs. St. Louis, May 16, 1969 and Jedd Gyorko at Colorado, May 17, 2014
SHORTSTOP	6, Ozzie Smith vs. Pittsburgh, August 25, 1979 (19 inn.)
THIRD BASEMAN	3, nine times, last Chase Headley at Colorado, May 17, 2014
PUTOUTS:	
OUTFIELDER, NINE-INNING GAME	10, three times, Gene Richards vs. Los Angeles-NL, May 21, 1979, Phil Clark vs. New York-NL, May 1, 1993 and Jay Payton at New York-AL, June 11, 2004
OUTFIELDER, EXTRA-INNING GAME	11, Dave Winfield at Montreal, May 21, 1977 (21 inn.)
FIRST BASEMAN, NINE-INNING GAME	19, Willie McCovey vs. Cincinnati, July 3, 1975 and Mike Ivie vs. Houston, August 6, 1975
FIRST BASEMAN, EXTRA-INNING GAME	23, Derrel Thomas vs. Atlanta, June 20, 1978 (10 innings)
SECOND BASEMAN, NINE-INNING GAME	9, Tim Flannery at Atlanta, September 29, 1985
SECOND BASEMAN, EXTRA-INNING GAME	11, Tadahito Iguchi vs. Colorado, April 17, 2008 (22 inn.)
SHORTSTOP, NINE-INNING GAME	8, Ozzie Smith at New York-NL, July 7, 1979
SHORTSTOP, EXTRA-INNING GAME	7, four times, last Everth Cabrera vs. Arizona, September 16, 2009 (10 inn.)
THIRD BASEMAN, NINE-INNING GAME	5, seven times, last Chase Headley vs. San Francisco, April 20, 2014
THIRD BASEMAN, EXTRA-INNING GAME	5, Luis Salazar at Houston, August 10, 1983 (14 inn.)
CATCHER, NINE-INNING GAME	18, Mike Piazza vs. Atlanta, May 22, 2006
CATCHER, EXTRA-INNING GAME	22, Ben Davis vs. San Francisco, June 19, 2001 (15 inn.)
PITCHER, NINE-INNING GAME	5, twice, last Jimmy Jones vs. Houston, April 22, 1988
ASSISTS:	
OUTFIELDER, NINE-INNING GAME	2, many times, last Melvin Upton Jr. at Washington, August 27, 2015
OUTFIELDER, EXTRA-INNING GAME	3, Tony Gwynn vs. New York-NL, August 27, 1986
FIRST BASEMAN, NINE-INNING GAME	5, three times, last Keith Moreland at Cincinnati, September 19, 1988
FIRST BASEMAN, EXTRA-INNING GAME	5, twice, last Dave Magadan at Oakland, June 5, 2000 (10 inn.)
SECOND BASEMAN, NINE-INNING GAME	10, twice, last Fernando Gonzalez vs. Chicago-NL, June 15, 1979
SECOND BASEMAN, EXTRA-INNING GAME	13, Mark Loretta at Montreal, May 7, 2003 (10 inn.)
SHORTSTOP, NINE-INNING GAME	12, twice, last Ozzie Smith vs. San Francisco, April 12, 1980
SHORTSTOP, EXTRA-INNING GAME	11, Ozzie Smith vs. Montreal, September 1, 1978
THIRD BASEMAN, NINE-INNING GAME	9, Kevin Kouzmanoff at Milwaukee, September 4, 2008
THIRD BASEMAN, EXTRA-INNING GAME	9, Paul Dade vs. San Francisco, July 27, 1979 (11 inn.)
CATCHER, NINE-INNING GAME	6, Bill Fahey vs. St. Louis, May 15, 1980
CATCHER, EXTRA-INNING GAME	6, Benito Santiago at Montreal, May 15, 1989 (11 inn.)
PITCHER, NINE-INNING GAME	7, twice, last Andrew Cashner vs. Los Angeles-NL, July 23, 2013
PITCHER, EXTRA-INNING GAME	7, Randy Jones vs. San Francisco, June 24, 1975 (10 inn.)

CLUB BATTING

PLATE APPEARANCES	17, vs. Pittsburgh, May 31, 1994 (2nd inning)
RUNS SCORED	13, twice, vs. Pittsburgh, May 31, 1994 (2nd inning) vs. St. Louis, August 24, 1993 (1st inning)
HITS	10, twice, vs. Florida, August 23, 2002 (5th inning) at Colorado, September 12, 2004 (9th inning)
DOUBLES	4, four times, last at New York-NL, May 24, 2012 (3rd inning)
TRIPLES	3, at Pittsburgh, June 2, 1970 (5th inning)
HOME RUNS	4, twice, at New York-NL, May 17, 2001 (3rd inning) vs. Los Angeles, July 10, 1970 (9th inning)
RBI	13, vs. St. Louis, August 24, 1993 (1st inning)
WALKS	6, twice, vs. Colorado, June 26, 1999 (2nd inning) at Kansas City, June 28, 2002 (1st inning)
STOLEN BASES	5, twice, at Pittsburgh, September 11, 1995 (9th inning) at Arizona, October 2, 1999 (7th inning)
ERRORS	4, vs. Atlanta, September 15, 1977 (8th inning)

HISTORY & RECORDS

INNING RECORDS

INDIVIDUAL BATTING

HITS	2, many times, last Alexi Amarista and Travis Jankowski, August 22, 2015 (7th inning)
SINGLES	2, many times, last Alexi Amarista and Travis Jankowski, August 22, 2015 (7th inning)
DOUBLES	2, twice, Mike Ivie at San Francisco, May 30, 1977 (1st game) (7th inning) Phil Stephenson vs. Houston, June 4, 1990 (8th inning)
TRIPLES	1, many times
HOME RUNS	1, many times
RBI	5, Bret Boone at Los Angeles, June 26, 2000 (2nd inning)
STOLEN BASES	2, many times, last Cory Spangenberg at San Francisco, September 27, 2014 (7th inning)

INDIVIDUAL PITCHING

HITS ALLOWED	8, three times, Will Cunnane at Chicago-NL, May 16, 1997 (3rd inning) Bobby J. Jones vs. Houston, May 30, 2001 (2nd inning) Cory Mazzoni at Oakland, June 17, 2015 (8th inning)
RUNS ALLOWED	9, twice, Bobby J. Jones at St. Louis, August 29, 2001 (2nd inning) Brett Tomko at Cincinnati, August 9, 2002 (1st inning)
EARNED RUNS ALLOWED	9, Brett Tomko at Cincinnati, August 9, 2002 (1st inning)
SINGLES ALLOWED	7, four times, last Bobby J. Jones vs. Houston May 30, 2001 (2nd inning)
DOUBLES ALLOWED	4, five times, last Cory Mazzoni vs. Houston, April 28, 2015 (9th inning)
TRIPLES ALLOWED	3, twice, Juan Eichelberger at Montreal, May 16, 1981 (9th inning) Tim Scott at Chicago Cubs, May 15, 1997 (7th inning)
HOME RUNS ALLOWED	3, 11 times, last Chad Qualls, July 23, 2011, at Philadelphia (7th Inning)
WALKS ALLOWED	6, Tim Stauffer at Los Angeles-NL, August 30, 2011 (2nd inning)

DOUBLEHEADER RECORDS

CLUB GENERAL

PLAYERS USED BY PADRES, BOTH GAMES	41, at San Francisco, May 30, 1977
PLAYERS USED BY OPPONENTS, BOTH GAMES	33, at San Francisco, May 30, 1977
PLAYERS USED BY BOTH TEAMS, BOTH GAMES	74, at San Francisco, May 30, 1977
LONGEST BY INNINGS	30 innings, vs. Houston, September 24, 1971 (1st game-21 innings, 2nd game-9 innings)
LONGEST TIME, WITH EXTRA INNINGS	7:39, vs. Houston, September 24, 1971 (1st game-5:25, 2nd game-2:14)

CLUB BATTING

STRIKEOUTS, PADRES	21, at Los Angeles, July 10, 1977; 1st game-10, 2nd game-11
STRIKEOUTS, PADRES, WITH EXTRA INNINGS	23, at Houston, July 18, 1995; 1st game-18 (17 Inn.), 2nd game-5 at Montreal May 8, 1970; 1st game-11, 2nd game-12
TIMES STRIKING OUT, OPPONENTS	26, vs. New York (NL), May 29, 1971; 1st game-10, 2nd game-16
TIMES STRIKING OUT, BOTH TEAMS	43, at Houston, July 8, 1995; 1st game-31, 2nd game-12
PITCHERS USED BY PADRES	13, at San Francisco, May 30, 1977; 1st game-6, 2nd game-7
PITCHERS USED BY PADRES, EXTRA INNINGS	15, at San Francisco, June 16, 1985; 1st game-5, 2nd game-10 (13 inn.)

INDIVIDUAL BATTING

HITS	7, six times, last Tony Gwynn at St. Louis, September 29, 1999
DOUBLES	5, Mike Ivie at San Francisco, May 30, 1977
HOME RUNS	5, Nate Colbert at Atlanta, August 1, 1972
RUNS BATTED IN	13, Nate Colbert at Atlanta, August 1, 1972
EXTRA BASE HITS	5, twice, last Mike Ivie at San Francisco, May 30, 1977
TOTAL BASES	22, Nate Colbert at Atlanta, August 1, 1972

INDIVIDUAL PITCHING

WON BOTH GAMES	Bob Miller vs. Houston, June 23, 1971
LOST BOTH GAMES	Mark Thurmond at San Francisco, June 16, 1985
SAVED BOTH GAMES	Never Accomplished

BIG INNING IN THE BEGINNING

The Padres exploded for 11 runs on seven hits in the sixth inning of their 1997 season opener vs. the Mets at Qualcomm Stadium. Trailing 4-0 at the start of the frame, the Padres rode the big inning to a 12-5 victory. The 11 runs established a 20th Century National League record for most runs plated in a single inning on Opening Day. The highlight of the inning was back-to-back home runs off the bats of Chris Gomez, Rickey Henderson and Quilvio Veras to start the frame.



CONSECUTIVE RECORDS

CLUB GENERAL

GAMES WON, OVERALL	14, June 18-July 2, 1999
GAMES WON, HOME	11, May 2-31, 2005
GAMES WON, ROAD	8, April 19-May 14, 2006
GAMES WON vs. ONE CLUB, HOME	15 vs. St. Louis, April 16, 1993-August 12, 1995
GAMES WON vs. ONE CLUB, ROAD	11, at Pittsburgh, September 19, 2009-August 11, 2012
GAMES LOST, OVERALL	13, May 8-21, 1994
GAMES LOST, HOME	12, May 22-June 10, 1972
GAMES LOST, ROAD	13, April 25-May 18, 1971
GAMES LOST vs. ONE CLUB, HOME	14, Los Angeles, April 8, 1973-September 26, 1974
GAMES LOST vs. ONE CLUB, ROAD	14, at Montreal, May 4, 1993-May 24, 1995

CLUB BATTING

HITS, ONE GAME, PADRES	8, twice, last vs. Pittsburgh, May 31, 1994
HITS, ONE GAME, OPPONENTS	8, at Atlanta, May 12, 1973
BATTERS HITTING HOME RUNS, PADRES	3, four times, last vs. New York (NL), April 1, 1997 (6th inn: Gomez, Henderson, Veras)
BATTERS REACHING BASE SAFELY, OPPONENTS	11, twice, last at Colorado, July 26, 1996

CLUB PITCHING

SHUTOUTS, WON	4, 1984
SHUTOUTS vs. ONE CLUB	2, 20 times, last vs. Milwaukee, May 1 and 2, 2012
SCORELESS INNINGS PITCHED, PADRES	40.2, July 28 (7th inning) through August 1 (1st inning), 1984
SCORELESS INNINGS PITCHED, OPPONENTS	37.2, July 21-24, 1971
SCORELESS INNINGS vs. ONE CLUB	31.2, vs. Houston, April 22 (4th inning)-July 26 (8th inning), 1988
HITLESS INNINGS AT START OF GAME	8.2, twice, vs. Philadelphia, July 18, 1972 (Steve Arlin) at Los Angeles (NL), July 9, 2011 (five pitchers)

CLUB FIELDING

GAMES TURNING DOUBLE PLAYS, PADRES	14, twice, April 25 - May , 1998 and September 3-17, 2002
GAMES TURNING DOUBLE PLAYS, OPPONENTS	18, May 13-June 2, 1986
GAMES WITH NO ERRORS	11, twice, August 17-28, 2010 and April 14-26, 2013
INNINGS WITH NO ERRORS	108.0, August 16 (4th inning)-August 29 (2nd inning), 2010
GAMES MAKING ERRORS	12, August 12-25, 2000

INDIVIDUAL GENERAL

GAMES PLAYED	305, Steve Garvey, 1984-1986
STOLEN BASES WITHOUT BEING CAUGHT	28, Everth Cabrera, September 25, 2010 - August 25, 2012

INDIVIDUAL BATTING

HITTING STREAK	34 games, Benito Santiago, August 25-October 2, 1987
HITS WITHOUT MAKING AN OUT	8, four times, Kevin Kouzmanoff, September 9-13, 2007 Brian Giles, June 19-22, 2005 Tony Gwynn, April 22-24, 1994 Dave Winfield, July 29-31, 1979
TIMES REACHING BASE SAFELY (H, BB and HBP)	13, Brian Giles, June 19-22, 2005
GAMES HITTING HOME RUNS	6, Graig Nettles, 1984
AT BATS HITTING A HOME RUN, SAME BATTER	3, nine times, Chase Headley, August 10-11, 2012 Brian Giles, August 11-12, 2007 Scott Hairston, August 3-4, 2007 Bret Boone, June 23, 2000 Greg Vaughn, June 18-19, 1998 Steve Finley, June 29-30, 1996 Graig Nettles, twice, May 3-4, 1985, and August 16-17, 1984 Nate Colbert, April 10-11, 1971
PINCH-HITS	6, twice, Phil Clark, September 10-27, 1993 and Brett Wallace, August 23 -September 4, 2015

INDIVIDUAL PITCHING

WINNING DECISIONS, STARTER	11, three times, Kevin Brown (May 26-August 5, 1998), Andy Hawkins (1985) and LaMarr Hoyt (1985)
WINNING DECISIONS, RELIEVER	11, Butch Metzger, 1976
LOSING DECISIONS	11, Gary Ross (1969)
COMPLETE GAMES	5, twice, both Randy Jones, 1976
WINNING DECISIONS vs. ONE CLUB	11, Jake Peavy vs. Los Angeles (NL), September 22, 2004-September 25, 2008
HITLESS INNINGS, START OF GAME	8.2, Steve Arlin vs. Philadelphia, July 18, 1972
HITLESS INNINGS	13.0, Bill Laxton, July 14-August 12, 1974
SHUTOUTS	3, Randy Jones, 1980
SCORELESS INNINGS, STARTER	30.0, Randy Jones, 1980
SCORELESS INNINGS, RELIEVER	33.2, Cla Meredith, 2006
STRIKEOUTS	9, Jake Peavy, April 25, 2007
BATTERS RETIRED	26, twice, Chris Young, September 1-7, 2008 and Luke Gregerson, April 14-27, 2010
BATTERS RETIRED (ONE GAME)	25, Bob Shirley vs. Houston, April 22, 1977
WALKLESS INNINGS	68.0, Randy Jones, May 17-June 22, 1976

HISTORY & RECORDS

ROOKIE BATTING RECORDS

BATTING AVERAGE

1. Benito Santiago.....	1987	.300
2. Juan Bonilla.....	1981	.290
3. Gene Richards.....	1977	.290
4. Josh Barfield.....	2006	.280
5. Kevin Kouzmanoff.....	2007	.275

HITS

1. Benito Santiago.....	1987	164
2. Bill Almon.....	1977	160
3. Gene Richards.....	1977	152
Ozzie Smith.....	1978	152
5. Josh Barfield.....	2006	151

GAMES

1. Ozzie Smith.....	1978	159
2. Bill Almon.....	1977	155
Yonder Alonso.....	2012	155
4. Dave Campbell.....	1970	154
5. Josh Barfield.....	2006	150
Mike Champion.....	1977	150

DOUBLES

1. Yonder Alonso.....	2012	39
2. Benito Santiago.....	1987	33
3. Josh Barfield.....	2006	32
4. Khalil Greene.....	2004	31
5. Kevin Kouzmanoff.....	2007	30

TRIPLES

1. Bill Almon.....	1977	11
Gene Richards.....	1977	11
3. Everth Cabrera.....	2009	8
4. Cito Gaston.....	1969	7
Stan Jefferson.....	1987	7
Jerry Morales.....	1972	7
Luis Salazar.....	1980	7

HOME RUNS

1. Jedd Gyorko.....	2013	23
2. Benito Santiago.....	1987	18
Kevin Kouzmanoff.....	2007	18
4. Khalil Greene.....	2004	15
5. Melvin Nieves.....	1995	14

RUNS BATTED IN

1. Benito Santiago.....	1987	79
2. Kevin Kouzmanoff.....	2007	74
3. Carmelo Martinez.....	1984	66
4. Khalil Greene.....	2004	65
5. Jedd Gyorko.....	2013	63

RUNS

1. Roberto Alomar.....	1988	84
2. Gene Richards.....	1977	79
3. Ricky Gutierrez.....	1993	76
4. Bill Almon.....	1977	75
5. Josh Barfield.....	2006	72

AT-BATS

1. Bill Almon.....	1977	613
2. Ozzie Smith.....	1978	590
3. Dave Campbell.....	1970	581
4. Enzo Hernandez.....	1971	549
Yonder Alonso.....	2012	549

WALKS

1. Carmelo Martinez.....	1984	68
2. Yonder Alonso.....	2012	62
3. Gene Richards.....	1977	60
4. Enzo Hernandez.....	1971	54
5. Khalil Greene.....	2004	53

STRIKEOUTS

1. Jedd Gyorko.....	2013	123
2. Cito Gaston.....	1969	117
3. Dave Campbell.....	1970	115
4. Bill Almon.....	1977	114
5. Benito Santiago.....	1987	112

STOLEN BASES

1. Gene Richards.....	1977	56
2. Ozzie Smith.....	1978	40
3. Stan Jefferson.....	1987	34
4. Alan Wiggins.....	1982	33
5. Everth Cabrera.....	2009	25

ON-BASE PERCENTAGE

1. Gene Richards.....	1977	.363
2. Khalil Greene.....	2004	.349
3. Yonder Alonso.....	2012	.348
4. Carmelo Martinez.....	1984	.340
5. Juan Bonilla.....	1981	.337

SLUGGING PERCENTAGE

1. Benito Santiago.....	1987	.467
2. Kevin Kouzmanoff.....	2007	.457
3. Khalil Greene.....	2004	.446
4. Jedd Gyorko.....	2013	.444
5. Josh Barfield.....	2006	.423

Minimum 502 plate appearances for Batting Avg., On-Base Percentage and Slugging Percentage

ROOKIE PITCHING RECORDS

WINS

1. Bob Shirley.....	1977	12
2. Butch Metzger.....	1976	11
3. Matt Clement.....	1999	10
Eric Show.....	1982	10
5. Nine tied with.....		9

INNINGS PITCHED

1. Steve Arlin.....	1971	227.2
2. Clay Kirby.....	1969	215.2
3. Bob Shirley.....	1977	214.0
4. Dave Freisleben.....	1974	211.2
5. Al Santorini.....	1969	184.2

LOSSES

1. Clay Kirby.....	1969	20
2. Steve Arlin.....	1971	19
3. Bob Shirley.....	1977	18
4. Bill Greif.....	1972	16
5. Joe McIntosh.....	1975	15

SAVES

1. Butch Metzger.....	1976	16
2. Luis DeLeon.....	1982	15
3. Al Severinsen.....	1971	8
4. Dale Thayer.....	2012	7
5. Greg Harris.....	1989	6
Frank Reberger.....	1969	6
Kevin Quackenbush.....	2014	6

GAMES

1. Butch Metzger.....	1976	77
2. Larry Hardy.....	1974	76
3. Akinori Otsuka.....	2004	73
4. Luke Gregerson.....	2009	72
5. Kevin Walker.....	2000	70

GAMES STARTED

1. Clay Kirby.....	1969	35
Bob Shirley.....	1977	35
3. Steve Arlin.....	1971	34
4. Matt Clement.....	1999	31
Dave Freisleben.....	1974	31

COMPLETE GAMES

1. Steve Arlin.....	1971	10
2. Dave Freisleben.....	1974	6
Randy Jones.....	1973	6
4. Dan Spillner.....	1974	5
5. Four tied with.....		4

SHUTOUTS

1. Steve Arlin.....	1971	4
2. Eight tied with.....		2

WINNING PERCENTAGE

1. Butch Metzger.....	1976	.733
2. Eric Show.....	1982	.625
3. Joey Hamilton.....	1994	.600
4. Jimmy Jones.....	1987	.563
5. Greg Harris.....	1989	.471

WALKS

1. Dave Freisleben.....	1974	112
2. Steve Arlin.....	1971	103
3. Clay Kirby.....	1969	100
Bob Shirley.....	1977	100
5. Matt Clement.....	1999	86

STRIKEOUTS

1. Steve Arlin.....	1971	156
2. Cory Luebke.....	2011	154
3. Bob Shirley.....	1977	146
4. Matt Clement.....	1999	135
5. Dave Freisleben.....	1974	130

STRIKEOUTS/9 IP

1. Matt Clement.....	1999	6.73
2. Steve Arlin.....	1971	6.17
3. Bob Shirley.....	1977	6.14
4. Mike Caldwell.....	1972	5.61
5. Dave Freisleben.....	1974	5.53

EARNED RUN AVERAGE

1. Steve Arlin.....	1971	3.48
2. Dave Freisleben.....	1974	3.66
3. Joe McIntosh.....	1975	3.69
4. Bob Shirley.....	1977	3.70
5. Chris Welsh.....	1981	3.78

OPPONENT BATTING AVERAGE

1. Dave Freisleben.....	1974	.242
2. Steve Arlin.....	1971	.244
3. Clay Kirby.....	1969	.252
4. Bob Shirley.....	1977	.259
5. Dave Roberts.....	1970	.261

Minimum 162.0 innings pitched for Strikeouts/9 IP, ERA and Opponents Avg.

Minimum 15 decisions for Win Percentage



HISTORY & RECORDS

BATTING RECORDS BY POSITION

BATTING AVERAGE

C	Terry Kennedy	1981	.303
1B	Wally Joyner	1997	.324
2B	Mark Loretta	2004	.335
3B	Gary Sheffield	1992	.330
SS	Everth Cabrera	2013	.283
OF	Tony Gwynn	1994	.396

HITS

C	Benito Santiago	1987	164
1B	Steve Garvey	1985	184
2B	Mark Loretta	2004	208
3B	Gary Sheffield	1992	183
SS	Tony Fernandez	1992	171
OF	Tony Gwynn	1987	217

GAMES

C	Benito Santiago	1991	151
1B	Steve Garvey	1985	162
2B	Roberto Alomar	1989	157
	Alan Wiggins	1984	157
3B	Chase Headley	2012	159
SS	Ozzie Smith	1978	159
OF	Brian Giles	2004	159
	Tony Gwynn	1986	159

DOUBLES

C	Terry Kennedy	1982	40
1B	Adrian Gonzalez	2007	46
2B	Mark Loretta	2004	47
3B	Ken Caminiti	1996	37
SS	Khalil Greene	2007	44
OF	Tony Gwynn	1997	48

All records shown include only games played at each position

Current Padres in **Bold**

TRIPLES

C	Nick Hundley	2011	5
	Benito Santiago	1990	5
1B	Ryan Klesko	2001	6
	Steve Garvey	1985	6
2B	Jeff Gardner	1993	7
	Alan Wiggins	1984	7
3B	Sean Burroughs	2003	6
	Luis Salazar	1980	6
SS	Bill Almon	1977	11
OF	Dave Roberts	2006	13
	Tony Gwynn	1987	13

HOME RUNS

C	Mike Piazza	2006	20
1B	Adrian Gonzalez	2009	39
2B	Jedd Gyorko	2013	23
3B	Phil Nevin	2001	41
SS	Khalil Greene	2007	27
OF	Greg Vaughn	1998	48

RUNS BATTED IN

C	Terry Kennedy	1983	93
1B	Adrian Gonzalez	2008	119
2B	Mark Loretta	2004	76
3B	Ken Caminiti	1996	130
SS	Khalil Greene	2007	97
OF	Dave Winfield	1979	118

RUNS

C	Terry Kennedy	1982	70
1B	Ryan Klesko	2001	105
2B	Mark Loretta	2004	108
3B	Ken Caminiti	1996	109
SS	Khalil Greene	2007	89
OF	Steve Finley	1996	124

AT-BATS

C	Benito Santiago	1991	577
1B	Steve Garvey	1985	654
2B	Roberto Alomar	1989	622
3B	Kevin Kouzmanoff	2008	624
SS	Tony Fernandez	1992	622
OF	Steve Finley	1996	653

WALKS

C	Gene Tenace	1977	88
1B	Jack Clark	1989	120
2B	QuiVivo Veras	1998	83
3B	Chase Headley	2012	86
SS	Ozzie Smith	1980	71
OF	Rickey Henderson	1996	121

STRIKEOUTS

C	Benito Santiago	1991	114
1B	Nate Colbert	1970	148
2B	Damian Jackson	2001	124
3B	Chase Headley	2012	155
SS	Khalil Greene	2007	128
OF	Mike Cameron	2007	160

STOLEN BASES

C	Benito Santiago	1987	21
1B	Alan Wiggins	1983	28
2B	Alan Wiggins	1984	68
3B	Luis Salazar	1982	29
SS	Ozzie Smith	1980	57
OF	Gene Richards	1980	61

ON-BASE PERCENTAGE

C	Gene Tenace	1977	.448
1B	Jack Clark	1990	.438
2B	Mark Loretta	2004	.391
3B	Ken Caminiti	1996	.409
SS	Everth Cabrera	2013	.355
OF	Tony Gwynn	1994	.456

SLUGGING PERCENTAGE

C	Mike Piazza	2006	.514
1B	Fred McGriff	1992	.557
2B	Mark Loretta	2004	.495
3B	Ken Caminiti	1996	.623
SS	Khalil Greene	2007	.468
OF	Greg Vaughn	1998	.590

RELIEF PITCHING RECORDS

WINS

1.	Butch Metzger	1976	11
	Rollie Fingers	1980	11
3.	Goose Gossage	1984	10
	Dan Miceli	1998	10
5.	Six tied with		9

INNINGS PITCHED

1.	Rollie Fingers	1977	132.1
2.	Butch Metzger	1976	123.1
	Lance McCullers	1987	123.1
4.	Dan Spillner	1977	123.0
5.	Greg Harris	1990	117.1

LOSSES

1.	Rollie Fingers	1978	13
2.	Gary Lucas	1982	10
	Lance McCullers	1987	10
	Mark Davis	1988	10
5.	Three tied with		9

GAMES

1.	Craig Lefferts	1986	83
2.	Heath Bell	2007	81
3.	Luke Gregerson	2010	80
	Cla Meredith	2007	80
5.	Rollie Fingers	1977	78
	Lance McCullers	1987	78

WINNING PERCENTAGE

1.	Scott Linebrink	2005	.889
2.	Kevin Walker	2000	.875
	Rudy Seanez	2005	.875
4.	Mark Grant	1989	.800
5.	Two tied with		.778

WALKS

1.	Dan Spillner	1977	60
2.	Lance McCullers	1987	59
3.	John D'Acquisto	1979	57
4.	Lance McCullers	1988	55
5.	Butch Metzger	1976	52

STRIKEOUTS

1.	Lance McCullers	1987	126
2.	Rollie Fingers	1977	113
3.	Trevor Hoffman	1996	111
	Trevor Hoffman	1997	111
5.	Mark Davis	1988	102
	Heath Bell	2007	102

STRIKEOUTS/9 IP

1.	Craig Kimbrel	2015	13.20
2.	Rudy Seanez	2005	12.53
3.	Jay Witasick	2001	12.34
3.	Trevor Hoffman	1997	12.28
4.	Trevor Hoffman	1996	11.35

EARNED RUN AVERAGE

1.	Cla Meredith	2006	1.07
2.	Bob Miller	1971	1.41
3.	Trevor Hoffman	1998	1.48
4.	Joaquin Benoit	2014	1.48
5.	Tim Worrell	1996	1.54

OPPONENT BATTING AVERAGE

1.	Tim Worrell	1996	.137
2.	Joaquin Benoit	2014	.151
3.	Mike Adams	2011	.155
4.	Joaquin Benoit	2015	.159
5.	Trevor Hoffman	1996	.161

HISTORY & RECORDS

THE LAST TIME IT HAPPENED

WINS AND LOSSES

10 OR MORE CONSECUTIVE WINS:	10. May 15-25, 2009
MORE THAN FIVE CONSECUTIVE LOSSES:	6. August 4-9, 2015
FOUR-GAME SERIES SWEEP, HOME:	August 18-21, 2011 vs. Florida
FOUR-GAME SERIES SWEEP, ROAD:	August 16-19, 2010 at Chicago-NL

BATTING FEATS

HIT FOR THE CYCLE:	Matt Kemp at Colorado, August 14, 2015
HIT FOR THE CYCLE, OPPONENT:	Greg Colbrunn vs. Arizona, Sept. 18, 2002
INSIDE-THE-PARK HOME RUN:	Everth Cabrera at Milwaukee, June 8, 2012 (3rd inning, off Shaun Marcum)
INSIDE-THE-PARK HOME RUN, OPPONENT:	Kurt Suzuki vs. Minnesota, May 20, 2014 (8th inning, off Nick Vincent)
SWITCH-HIT HOMERS IN A GAME:	Chase Headley vs. Arizona, September 27, 2012
TWO HOMERS IN A GAME:	Justin Upton at Washington, August 26, 2015
THREE HOMERS IN A GAME:	Phil Nevin vs. Colorado, October 6, 2001
LEADOFF HOMER:	Will Myers at Arizona, September 14, 2015 (off Jeremy Hellickson)
GRAND SLAM HOMER:	Derek Norris at New York-NL, July 30, 2015 (7th inning, off Hansel Robles)
GRAND SLAM HOMER, OPPONENT:	A. J. Pollock vs. Arizona, September 25, 2015 (2nd inning, off Casey Kelly)
PINCH-HIT GRAND SLAM:	Jesus Guzman at Tampa Bay, May 11, 2013 (7th inning, off Jeremy Hellickson)
PINCH-HIT GRAND SLAM, OPPONENT:	Chad Tracy at Arizona, September 26, 2009 (7th inning, off Luke Gregerson)
TWO GRAND SLAMS IN ONE GAME vs. PADRES:	April 28, 1997 at Florida, Moises Alou (1st inning, off Tim Worrell) and Gary Sheffield (5th inning, off Tim Scott)
GRAND SLAM BY A PITCHER:	Mike Coppins at Cincinnati, September 4, 1970 (4th inning, off Jim Merritt)
PINCH-HIT HOMER:	Brett Wallace vs. San Francisco, September 22, 2015 (7th inning, off Hunter Strickland)
WALK-OFF HOME RUN:	Derek Norris vs. Pittsburgh, May 29, 2015 (9th inning, off Rob Scahill)
HOME RUN BY A PITCHER:	Tyson Ross at St. Louis, July 2, 2015 (5th inning, off Tim Cooney)
HOME RUN BY A PITCHER, OPPONENT:	Mike Leake vs. San Francisco, September 13, 2015 (2nd, off Odrisamer Despaigne)
BACK-TO-BACK HOMERS:	Justin Upton and Yonder Alonso at New York-NL, July 29, 2015 (3rd inning, off Bartolo Colon)
BACK-TO-BACK-TO-BACK HOMERS:	Chris Gomez, Rickey Henderson, QuiVio Veras vs. New York-NL, April 1, 1997
BACK-TO-BACK-TO-BACK HOME RUNS TO START A GAME:	Marvell Wynne, Tony Gwynn and John Kruk vs. San Francisco, April 13, 1987
FOUR HOME RUNS IN THE SAME INNING:	May 17, 2001 at New York-NL (3rd inning)
HOME RUN IN A 1-0 GAME:	Yonder Alonso at Seattle, June 13, 2012 (7th inning, off Hector Noesi)
HOME RUN IN A 1-0 LOSS:	Matt Downs at Houston, June 27, 2012 (3rd inning, off Clayton Richard)
THREE PLAYERS WITH FOUR OR MORE HITS:	Josh Bard, Adrian Gonzalez, Kevin Kouzmanoff at Philadelphia, August 24, 2007
FIVE HITS IN A GAME:	Derek Norris at New York-NL, July 30, 2015
SIX HITS IN A GAME:	Adrian Gonzalez at Milwaukee, August 11, 2009
SIX RBI IN A GAME:	Justin Upton at Los Angeles-NL, May 24, 2015
SEVEN RBI IN A GAME:	Brian Giles at Arizona, May 17, 2006
THREE-OR-MORE STEALS IN A GAME:	Everth Cabrera, 3, vs. Washington, May 19, 2013
TWO HITS IN AN INNING:	Alexi Amarista and Travis Jankowski vs. St. Louis, August 22, 2015 (7th inning)
TWO SINGLES IN AN INNING:	Alexi Amarista and Travis Jankowski vs. St. Louis, August 22, 2015 (7th inning)
TWO DOUBLES IN AN INNING:	Phil Stephenson vs. Houston, June 4, 1990 (8th inning)
TWO TRIPLES IN AN INNING:	Never
TWO HOMERS IN AN INNING:	Never
FIVE RBI IN AN INNING:	Bret Boone at Los Angeles, June 26, 2000 (2nd inning)
FIVE STRIKEOUTS IN A GAME:	Chase Headley vs. Arizona, June 7, 2009 (18 innings)
SCORED MORE THAN 10 RUNS IN AN INNING:	11, July 29, 2007 at Houston (1st inning)
15 HITS:	September 20, 2015 at Colorado
16 HITS:	August 30, 2015 at Philadelphia
17 HITS:	April 20, 2015 at Colorado
18 HITS:	September 9, 2015 vs. Colorado
19 HITS:	May 31, 2010 vs. New York-NL
20 HITS:	May 24, 2015 at Los Angeles-NL
21 HITS:	April 27, 1995 vs. Houston
22 HITS:	August 11, 2009 at Milwaukee
23 HITS:	May 11, 2011 at Milwaukee
24 HITS:	August 12, 2003 at Atlanta
15 RUNS:	August 5, 2011 at Pittsburgh
16 RUNS:	August 10, 2008 at Colorado
17 RUNS:	April 12, 2010 vs. Atlanta
18 RUNS:	May 31, 2010 vs. New York-NL
19 RUNS:	Never
20 RUNS:	May 19, 2001 at Montreal

PITCHING FEATS

NO-HITTER:	Never
NO-HITTER, OPPONENT:	Tim Lincecum, vs. San Francisco, June 25, 2014
NO-HITTER, PETCO PARK:	Tim Lincecum - San Francisco, July 13, 2013
ONE-HITTER:	Andrew Cashner (9.0), vs. Detroit, April 11, 2014
ONE-HITTER, OPPONENT:	Madison Bumgarner at San Francisco, September 12, 2015
TWO CONSECUTIVE COMPLETE GAMES:	Brian Lawrence, August 20-25, 2004
THREE CONSECUTIVE COMPLETE GAMES:	Andy Ashby, May 25-June 4, 1988
BACK-TO-BACK SHUTOUTS:	July 2, 2014 vs. Cincinnati and July 4, 2014 vs. San Francisco
BACK-TO-BACK-TO-BACK SHUTOUTS:	April 13-15, 2008 at Los Angeles (NL) and vs. Colorado
BACK-TO-BACK COMPLETE GAMES:	Jake Peavy at Arizona, Brian Lawrence at San Francisco, May 26-27, 2005
BACK-TO-BACK COMPLETE GAME SHUTOUTS:	Sterling Hitchcock vs. Milwaukee, Kevin Brown vs. Milwaukee, August 14-16, 1998



HISTORY & RECORDS

THE LAST TIME IT HAPPENED CONTINUED

DEFENSIVE FEATS

TRIPLE PLAY:	June 10, 2010 at New York-NL, second game, (2nd)
Adrian Gonzalez at 1B, Lance Zawadzki at 2B, Chase Headley at 3B and Ruben Tejada batting... Tejada grounded out to Headley at 3B who threw to Zawadzki at 2B for the second out who threw to Gonzalez at 1B for the third out... Padres lost the game, 3-0	
TRIPLE PLAY, OPPONENT:	May 18, 2014 at Colorado (3rd)
Everth Cabrera at 2B, Seth Smith at 1B and Carlos Quentin batting... Carlos Quentin grounds out to 3B, who threw to 2B for the second out who was interfered with by a sliding Seth Smith for the third out... Padres lost the game, 8-6	
COMMITTED 4 ERRORS:	July 10, 2014 at Los Angeles-NL
COMMITTED 5 ERRORS:	May 17, 2002 vs. New York-NL
COMMITTED 6 ERRORS:	June 1, 1990 vs. Atlanta
TURNED FIVE DOUBLE PLAYS:	May 17, 2014 at Colorado
TURNED SIX DOUBLE PLAYS:	August 25, 1979 vs. Pittsburgh (19 innings)

BASE RUNNING FEATS

STRAIGHT STEAL OF HOME:	Everth Cabrera at Los Angeles-NL, July 14, 2012
STRAIGHT STEAL OF HOME, OPPONENT:	Elvis Andrus vs. Texas, September 1, 2015
STEAL OF HOME IN A DOUBLE STEAL:	Mark Sweeney at Houston, July 6, 2005
STEAL OF HOME IN A DOUBLE STEAL, OPPONENT:	Carlos Beltran vs. New York-NL, August 10, 2005
STEAL BY A PITCHER:	Andrew Cashner at Pittsburgh, September 16, 2013
STEAL BY A PITCHER, OPPONENT:	Michael Wacha vs. St. Louis, August 23, 2015

MISCELLANEOUS

PLAYED 13 INNINGS:	June 26, 2013 vs. Philadelphia (L, 5-7)
PLAYED 14 INNINGS:	July 6, 2011 at San Francisco (L, 5-6)
PLAYED 15 INNINGS:	August 25, 2013 vs. Chicago-NL (W, 3-2)
PLAYED 16 INNINGS:	May 16, 2009 vs. Cincinnati (W, 6-5)
PLAYED 17 INNINGS:	May 31, 2013 vs. Toronto (W, 4-3)
PLAYED 18 INNINGS:	June 7, 2009 vs. Arizona (L, 6-9)
PLAYED 19 INNINGS:	August 25, 1979 vs. Pittsburgh (L, 3-4)
PLAYED 20 INNINGS:	August 15, 1980 vs. Houston (L, 1-3)
PLAYED 21 INNINGS:	May 21, 1977 at Montreal (W, 11-8)
PLAYED 22 INNINGS:	May 17, 2008 vs. Colorado (L, 1-2)

ALL-TIME PADRES TRIPLE PLAYS

TURNED BY PADRES (8)

DATE	OPPONENT	BATTER	INNING	PLAYERS INVOLVED
8-13-69	vs. Chicago-NL	Williams	1	J. Niekro (P) to Dean (SS)
8-1-71	vs. Atlanta	Brown	7	Mason (2B) to Colbert (1B) to Hernandez (SS)
6-4-72	vs. Chicago-NL	Hundley	9	Robles (SS) to Thomas (2B) to Colbert (1B)
4-11-78	at Atlanta	P. Niekro	2	Almon (3B) to Thomas (2B) to Richards (1B)
7-31-83	vs. Atlanta	Hubbard	4	Templeton (SS) to Flannery (2B) to Bevacqua (1B)
4-9-89	at Houston	Caminiti	8	Salazar (3B) to Alomar (2B) to Clark (1B) to Parent (C)
5-19-97	at Cincinnati	Taubensee	1	Ashby (P) to Gomez (SS) to Cianfrocco (1B)
6-10-10 (2)	at New York-NL	Tejada	2	Headley (3B) to Zawadzki (2B) to Gonzalez (1B)

TURNED BY OPPONENTS (14)

DATE	OPPONENT	BATTER	INNING	PLAYERS INVOLVED
6-13-73	at Montreal	Morales	7	Hunt (2B) to Foli (SS) to Jorgensen (1B) to Boccabella (C)
6-21-76	vs. San Francisco	McCovey	3	Evans (1B) to Speier (SS) to Evans (1B)
10-3-80	at San Francisco	Cash	4	Sularz (3B) to Pettini (SS) to Murray (1B)
8-23-82	at Pittsburgh (Game 2)	Edwards	1	Berra (SS) to Ray (2B) to Thompson (1B)
6-5-86	vs. Atlanta	McReynolds	3	Z. Smith (P) to Hubbard (2B) to Horner (1B) to Virgil (C)
4-28-91	at Philadelphia	Gwynn	1	Ready (2B) to Jordan (1B)
9-5-91	vs. St. Louis	Jerald Clark	2	Zeile (3B) to Pena (2B) to Guerrero (1B)
7-17-95	vs. Cincinnati	Gwynn	6	Larkin (SS) to Boone (2B) to Morris (1B)
5-17-02	vs. New York-NL	Gonzalez	5	Alfonzo (3B) to Alomar (2B) to Vaughn (1B)
5-6-04	at Atlanta	Robinson	8	Hessman (3B) to Garcia (2B) to LaRoche (1B)
5-5-05	at St. Louis	Hernandez	2	Pujols (1B) to Eckstein (SS) to Pujols (1B)
5-30-08	at San Francisco	Kouzmanoff	8	Castillo (3B) to Durham (2B) to Bowker (1B)
4-15-12	at Los Angeles-NL	Guzman	9	Ellis (C) to Uribe (3B) to Gordon (2B) to Loney (1B)
5-18-14	at Colorado	Quentin	3	Arenado (3B) to LeMahieu (2B) with baserunner interference

HISTORY & RECORDS

LONGEST GAMES IN PADRES HISTORY BY INNINGS

INNINGS	DATE	OPPONENT	SCORE	TIME
22	April 17, 2008	Colorado	L, 1-2	6:16
21	September 24, 1971	Houston	L, 1-2	5:25
21	May 21, 1977	at Montreal	W, 11-8	5:33
20	August 15, 1980	Houston	L, 1-3	6:17
19	August 25, 1979	Pittsburgh	L, 3-4	6:12
18	June 7, 1972	Pittsburgh	L, 0-1	4:27
18	August 26, 1980	at New York-NL	W, 8-6	5:01
18	May 25, 2008	Cincinnati	W, 12-9	5:57
18	June 7, 2009	Arizona	L, 6-9	5:45
17	July 15, 1971	at Pittsburgh	L, 3-4	4:12
17	July 29, 1972	at Cincinnati	W, 4-3	4:11
17	August 21, 1980	at Philadelphia	L, 8-9	5:13
17	June 27, 1989	at Los Angeles-NL	W, 5-3	5:21
17	August 15, 1990	Montreal	L, 3-5	5:15
17	July 8, 1995	at Houston	L, 2-3	4:29
17	April 29, 2007	vs. Los Angeles-NL	L, 4-5	4:55
17	May 31, 2013	vs. Toronto	W, 4-3	4:58
16	September 13, 1982	at Los Angeles-NL	L, 3-4	5:20
16	August 10, 1988	at Atlanta	W, 5-4	4:24
16	April 24, 1992	Cincinnati	L, 6-7	5:01
16	September 8, 1992	at San Francisco	L, 5-6	5:04
16	June 22, 1996	Chicago-NL	L, 6-9	5:14
16	April 25, 1998	Pittsburgh	W, 4-3	4:31
16	August 6, 2002	Philadelphia	L, 4-5	4:51
16	May 16, 2009	Cincinnati	W, 6-5	5:14

LONGEST WINNING STREAKS

STREAK (GAMES)	DATES
14	June 18-July 2, 1999
11	June 7-19, 1998
11	April 14-27, 1982
10	July 25-August 4, 1978
10	May 15-May 25, 2009
9	April 30-May 8, 2006

LONGEST PADRES HITTING STREAKS

RK	PLAYER	GAMES	YEAR
1.	Benito Santiago	34	1987
2.	John Flaherty	27	1996
3.	Tony Gwynn	25	1983
4.	Bip Roberts	23	1994
5.	Bobby Brown	21	1983
	Steve Finley	21	1996
7.	Tony Gwynn	20	1997
8.	Tony Gwynn	19	1997
	Tony Fernandez	19	1992
10.	Eric Owens	18	1999
	Tony Gwynn	18	1988
	Chris James	18	1989
	Gary Sheffield	18	1992



THE CYCLE

On August 14, 2015 at Colorado, Matt Kemp hit for the first cycle in Padres team history, in the club's 7,444th all-time regular season game.

- He collected a home run in the first inning, a single in the third, a double in the seventh and a triple in the ninth inning.
- Prior to his cycle, he had fallen one hit shy on five separate occasions.
- It was the 309th cycle in Major League history.
- Getting the cycle with a triple in his last at-bat, he was the 51st player since full play-by-play data became available in 1974 to hit for the cycle with the triple coming as the final hit.
- Prior to his cycle, a Padre had fallen one hit shy 361 times, including 258 times missing the triple.
- The cycle was the 14th in Coors Field's 21 years of history (opened in 1995).

1984 NATIONAL LEAGUE CHAMPIONSHIP SERIES

The Padres rewrote National League history in 1984, becoming the first team in NLCS play and only the second team in Championship Series history to come back from a 2-0 deficit to win the series. The 1982 Milwaukee Brewers had also accomplished the feat in the ALCS.

The Chicago Cubs were not friendly hosts in the opening two games at Wrigley Field, knocking a total of six home runs, including five in the first game to take the contests, 13-0 and 4-2. But the Padres returned home following Game Two to a throng of thousands at San Diego/Jack Murphy Stadium, where they would play the final three games of the set. Consecutive record crowds filled the stadium as the Padres swept the trio of home games to move into San Diego's first-ever World Series.

There were plenty of heroes during the NLCS, but no star shined brighter than veteran first baseman Steve Garvey, who batted .400 (8-for-20) in the five games. It was his 4-for-5 performance in Game Four, which included a dramatic two-run home run off Cubs' ace reliever Lee Smith in the bottom of the ninth that paved the way to his second career NLCS Most Valuable Player Award. Craig Lefferts earned the win in each of the final two games of the series to lead the mound corps.

The Padres rallied from a three-run deficit in the fifth game to take a 6-3 decision and earn the right to face the American League Champion Detroit Tigers.

GAME 1

Tuesday, October 2 at Chicago

SAN DIEGO	0	0	0	0	0	0	0	0	0	-	0	6	1
Chicago	2	0	3	0	6	2	0	0	x	-13	16	0	

WP - Sutcliffe
LP - Show
SV - None

GAME 2

Wednesday, October 3 at Chicago

SAN DIEGO	0	0	0	1	0	1	0	0	0	-	2	5	0
Chicago	1	0	2	1	0	0	0	0	x	-	4	8	1

WP - Trout
LP - Thurmond
SV - Smith

GAME 3

Thursday, October 4 at San Diego

Chicago	0	1	0	0	0	0	0	0	0	-	1	5	0
SAN DIEGO	0	0	0	0	3	4	0	0	x	-	7	11	0

WP - Whitson
LP - Eckersley
SV - None

GAME 4

Saturday, October 6 at San Diego

Chicago	0	0	0	3	0	0	0	2	0	-	5	8	1
SAN DIEGO	0	0	2	0	1	0	2	0	2	-	7	11	0

WP - Lefferts
LP - Smith
SV - None

GAME 5

Sunday, October 7 at San Diego

Chicago	2	1	0	0	0	0	0	0	0	-	3	5	1
SAN DIEGO	0	0	0	0	0	2	4	0	x	-	6	8	0

WP - Lefferts
LP - Sutcliffe
SV - Gossage



HISTORY & RECORDS

1984 WORLD SERIES

In San Diego's first-ever trip to the World Series, the Padres ran head-on into the team with baseball's best overall record in 1984, the Detroit Tigers. The Tigers went wire-to-wire in first place to win the American League East. After a 31-5 start, Sparky Anderson's club finished the regular season with a 104-58 record, and then disposed of the Kansas City Royals in three consecutive games in the ALCS, while the Padres and Cubs went to the limit for the National League flag.

Both contests at San Diego's Jack Murphy Stadium were close, with the Tigers taking the opener, 3-2 and the Padres tying the series with a 5-3 win in Game Two. Kurt Bevacqua was the hero in the lone San Diego victory, going 3-for-4 with a fifth-inning, three-run home run off Dan Petry. Bevacqua, given the opportunity to play because the American League's designated hitter rule was in effect for the '84 Fall Classic, took full advantage, hitting at a .412 (7-for-17) clip with two doubles, two homers and four RBI in the series. Andy Hawkins, who allowed only one run in 12.0 innings of work in three World Series relief appearances, earned the Game Two victory, working 5.1 shutout innings of one-hit relief as the Padres overcame a 3-0 first-inning deficit.

Following the Padres Game Two victory, the scene shifted to Detroit for what turned out to be the final three games of the series. The hometown Tigers did not disappoint their faithful, riding the red-hot bat of Kirk Gibson to sweep the final three contests and win their fourth World Championship in club history.

Tigers shortstop Alan Trammell, a San Diego-native, earned MVP honors, hitting .450 (9-for-20) with a double, two home runs and six RBI.

GAME 1

Tuesday, October 9 at San Diego

Detroit 1 0 0 0 2 0 0 0 0 - 3 8 0
SAN DIEGO 2 0 0 0 0 0 0 0 0 - 2 8 1

WP - Morris
LP - Thurmond
SV - None

GAME 2

Wednesday, October 10 at San Diego

Detroit 3 0 0 0 0 0 0 0 0 - 3 7 3
SAN DIEGO 1 0 0 1 3 0 0 0 x - 5 11 0

WP - Hawkins
LP - Petry
SV - Lefferts

GAME 3

Friday, October 12 at Detroit

SAN DIEGO 0 0 1 0 0 0 1 0 0 - 2 10 0
Detroit 0 4 1 0 0 0 0 0 x - 5 7 0

WP - Wilcox
LP - Lollar
SV - Hernandez

GAME 4

Saturday, October 13 at Detroit

SAN DIEGO 0 1 0 0 0 0 0 0 1 - 2 5 2
Detroit 2 0 2 0 0 0 0 0 x - 4 7 0

WP - Morris
LP - Show
SV - None

GAME 5

Sunday, October 14 at Detroit

SAN DIEGO 0 0 1 2 0 0 0 1 0 - 4 10 1
Detroit 3 0 0 0 1 0 1 3 x - 8 11 1

WP - Lopez
LP - Hawkins
SV - Hernandez

HISTORY & RECORDS





HISTORY & RECORDS

1996 NATIONAL LEAGUE DIVISION SERIES

After winning the West on the last day of the regular season, the Padres faced the National League Central Champion Cardinals in the Division Series. St. Louis swept San Diego, outscoring the Padres by only five runs (15-10) in three close contests.

In the opener at Busch Stadium, Gary Gaetti knocked a three-run home run off Joey Hamilton with two outs in the first inning. Cardinals hurlers Todd Stottlemyre, Rick Honeycutt and Dennis Eckersley made the lead stand up for the 3-1 victory. Rickey Henderson led off the sixth inning with a homer for the only Padres run. San Diego could not convert on opportunities to tie the score in the seventh and ninth innings en route to the series-opening setback.

Game Two in St. Louis was decided during a dramatic eighth inning. The Padres, who had earlier trailed 1-0 and 4-1, entered the eighth trailing by a score of 4-3. After Scott Livingstone and Henderson reached to open the inning, Tony Gwynn, batting against Honeycutt, sacrificed the runners over. A Steve Finley groundout tied the score, but the go-ahead run was stranded at third base. In the bottom of the inning, the Cardinals scored the winning run without managing a base hit. Tom Pagnozzi's slow liner off Trevor Hoffman's glove plated Brian Jordan to make the score 5-4. Eckersley saved his second consecutive game, and the Padres returned to San Diego in a 2-0 hole—the identical situation they faced a dozen years earlier before taking three in a row from the Chicago Cubs in the franchise's only National League Championship Series appearance to date.

Until the very end, Game Three resembled 1984. A sellout crowd of 53,899 fans at Jack Murphy Stadium cheered wildly as the Padres climbed back from 1-0 and 5-4 deficits.

St. Louis pushed across a run in the first inning and was threatening for more when Archi Cianfrocco gunned down Ron Gant at home plate for an inning-ending double play. The Padres took a 2-1 lead in the second inning before Ken Caminiti added an opposite-field solo home run in the third. With the Cardinals holding a 5-4 advantage after 7 1/2 innings, the San Diego third baseman put the final touch on his spectacular MVP season, drilling a Rick Honeycutt delivery over the right-centerfield wall for his third homer of the series, a game-tying shot.

Just as visions of San Diego's stirring 1984 playoff comeback were rekindled in the hearts and minds of the capacity crowd, the Cardinals' Brian Jordan took control of the game with his glove and bat, ending the Padres magical season. With two outs in the eighth and pinch-runner Luis Lopez on second base, Jody Reed lined what appeared to be a go-ahead single to right-center. But Jordan raced over and dove head-first to spear the ball and end the inning.

In the top of the 9th, Jordan broke a 5-5 tie with a crushing two-run homer to left. Eckersley came on one final time and, as Caminiti waited in the on-deck circle, retired Finley for the final out. Despite the heartbreaking loss, San Diego fans stood and cheered the Padres, who returned to the field from the clubhouse and in turn recognized the fans for keeping the faith during an unforgettable 1996 season.

GAME 1

Tuesday, October 1 at St. Louis

SAN DIEGO	0	0	0	0	1	0	0	-	1	8	1
St. Louis	3	0	0	0	0	0	x	-	3	6	0

WP - Stottlemyre
LP - Hamilton
SV - Eckersley

GAME 2

Thursday, October 3 at St. Louis

SAN DIEGO	0	0	0	0	1	2	0	1	-	4	6	0
St. Louis	0	0	1	0	3	0	0	1	x	-	5	1

WP - Honeycutt
LP - Bochtler
SV - Eckersley

GAME 3

Saturday, October 5 at San Diego

St. Louis	1	0	0	0	3	1	0	2	-	7	13	1	
SAN DIEGO	0	2	1	1	0	0	0	1	0	-	5	11	2

WP - Mathews
LP - Hoffman
SV - Eckersley



HISTORY & RECORDS

1998 NATIONAL LEAGUE DIVISION SERIES

After winning the National League West by 9.5 games with a franchise-best 98-64 record, the Padres faced the Central Division Champion Houston Astros, winners of 102 regular-season games in the Division Series. The order was tall, and the prospect of facing 6-foot-10 Astros ace Randy Johnson twice in the best-of-five series made it all the more daunting. But as they did many times throughout their 98-win season, the Padres met the challenge.

The tone was set in the series opener in Houston, an epic pitcher's duel between Padres ace Kevin Brown and Johnson. As good as Johnson was, Brown was better, fanning a Division Series-record 16 batters and allowing only two hits in 8.0 shutout innings. The game was scoreless into the sixth, when Tony Gwynn doubled and scored on a sacrifice fly by Jim Leyritz. With Brown rolling, the Padres padded their lead in the eighth on a Greg Vaughn solo home run. Houston broke through with an unearned run off Trevor Hoffman in the ninth, but when the San Diego closer induced Carl Everett to fly out to center to end the game, the Padres had their first playoff win since 1984.

Game Two was another nail biter at the Astrodome, and Houston carried a 4-2 lead into the 9th. However, with hard-throwing closer Billy Wagner on the mound and two outs, Jim Leyritz launched a long fly ball down the right-field line that somehow remained fair for an improbable game-tying two-run homer. The Astros came right back, pushing across the winning run on a Bill Spiers single in the bottom of the inning. The Padres left Houston with a split and returned home looking to close out the series.

More than 3,000 fans awaited the Padres when they returned to "The Q" (Qualcomm Stadium) from Houston near midnight after Game Two. Their enthusiasm offered a lift as well as an early indication of the support to come throughout the postseason. A crowd of 65,235 packed The Q for a critical Game Three. Bruce Bochy's gamble to send Brown back to the mound on only three days rest paid off, as the right-hander limited the Astros to one run on three hits over 6.2 innings. Jim Leyritz continued his October heroics with a tie-breaking solo home run in the seventh, and after Trevor Hoffman struck out the side in the ninth inning to preserve the 2-1 win, the Padres were one win away from the National League Championship Series.

With their backs against the wall, the Astros came back with ace Johnson in Game Four. Although he pitched another gem, again he would be outpitched. This time, Sterling Hitchcock did the honors, allowing just one run on three hits over 6.0 innings, walking none and striking out 11. The Padres got on the board first on another Leyritz homer, a solo shot to lead off the second. Leading 2-1 in the eighth, San Diego iced the series with a two-run triple by John Vander Wal and a two-run homer by Wally Joyner. Hoffman worked a 1-2-3 ninth, setting off the celebration for 64,898 fans. The Padres would move on to face the Braves in the NLCS with the 6-1 victory.

GAME 1

Tuesday, September 29 at Houston

SAN DIEGO	0	0	0	0	1	0	1	0	-	2	9	1
Houston	0	0	0	0	0	0	0	1	-	1	4	0

WP - Brown
LP - Johnson
SV - Hoffman

GAME 2

Thursday, October 1 at Houston

SAN DIEGO	0	0	0	0	2	0	0	2	-	4	8	1
Houston	1	0	2	0	0	0	1	1	-	5	11	1

WP - Wagner
LP - Miceli
SV - None

GAME 3

Saturday, October 3 at San Diego

Houston	0	0	0	0	0	1	0	0	-	1	4	0
SAN DIEGO	0	0	0	0	0	1	1	0	x	-	2	3

WP - Miceli
LP - Elarton
SV - Hoffman

GAME 4

Sunday, October 4 at San Diego

Houston	0	0	1	0	0	0	0	-	1	3	1	
SAN DIEGO	0	1	0	0	1	0	4	x	-	6	7	1

WP - Hitchcock
LP - Johnson
SV - None





HISTORY & RECORDS

1998 NATIONAL LEAGUE CHAMPIONSHIP SERIES

The Braves had been the "Team of the '90s" in the National League, and after 106 regular season wins and a sweep of the Cubs in the Division Series they looked stronger than ever in 1998. With a starting rotation full of Cy Young Award winners and future Hall of Famers and the home-field advantage, Atlanta was given a considerable edge heading into the National League Championship Series.

The Padres had not played in the NLCS in 14 years, and their return was delayed even longer by Mother Nature as the start of the series opener at Turner Field was delayed 2:01 by rain. The game finally got started at 10:16 p.m. Not only did Game One start late, it also went long as the Padres needed a 10th-inning solo home run from Ken Caminiti to pull out a 3-2 series-opening victory. Starter Andy Ashby limited Atlanta to one run on five hits over 7.0 innings. Tony Gwynn went 2-for-5 with an RBI and Carlos Hernandez added a pair of hits.

With Kevin Brown taking the ball in Game Two, the underdog Padres were suddenly primed to take the first two games from the Braves in their home ballpark. Brown did not disappoint, continuing his postseason mastery with a complete game, three-hit shutout, fanning 11 batters. Quilvio Veras had three hits and an RBI in the victory. The Friars headed home up two games to none.

After out-pitching John Smoltz and Tom Glavine in Games One and Two, the Padres matched Sterling Hitchcock against four-time Cy Young winner Greg Maddux in Game Three. Hitchcock and four relievers combined to allow just one run on eight hits and struck out 12. Trailing, 2-1, the Braves had one last chance in the eighth with the bases loaded and two outs, but Trevor Hoffman came in from the pen to fan Javy Lopez. The Padres won again, 4-1, this time in front of 62,779 crazed fans at "The Q" (Qualcomm Stadium). San Diego moved to within one win of a trip to the World Series.

The Braves, however, refused to go down without a fight. An Andres Galaragga grand slam capped a six-run seventh, as Atlanta rallied for an 8-3 win in Game Four. The Braves then sent the series back to Atlanta with a stirring 7-6 win in Game Five. The key blow came on a three-run, eighth-inning homer by Michael Tucker off Kevin Brown. Brown had come out of the bullpen to try to protect a 4-2 lead. The long ball capped a five-run eighth, and the Braves hung on for a 7-6 win.

Back at Turner Field, Sterling Hitchcock took it upon himself to assure that the Braves would not become the first team in postseason history to overcome a three-games-to-none deficit. The eventual NLCS MVP struck out eight in 5.0 innings of two-hit, shutout ball. Locked in a scoreless duel with Tom Glavine, the Padres exploded for five runs in the sixth. Brian Boehringer, Mark Langston, Joey Hamilton and Trevor Hoffman then combined for 4.0 innings of no-hit, no-run relief, as the Padres advanced to their second World Series with a 5-0 win.

GAME 1

Wednesday, October 7 at Atlanta

SAN DIEGO 0 0 0 0 1 0 0 1 0 1 - 3 7 0
Atlanta 0 0 1 0 0 0 0 0 1 0 - 2 8 3

WP - Hoffman
LP - Lightenberg
SV - Wall

GAME 2

Thursday, October 8 at Atlanta

SAN DIEGO 0 0 0 0 0 1 0 0 2 - 3 11 0
Atlanta 0 0 0 0 0 0 0 0 0 - 0 3 1

WP - Brown
LP - Glavine
SV - None

GAME 3

Saturday, October 10 at San Diego

Atlanta 0 0 1 0 0 0 0 0 0 - 1 8 2
SAN DIEGO 0 0 0 0 2 0 0 2 x - 4 7 0

WP - Hitchcock
LP - Maddux
SV - Hoffman

GAME 4

Sunday, October 11 at San Diego

Atlanta 0 0 0 1 0 1 6 0 0 - 8 12 0
SAN DIEGO 0 0 2 0 0 1 0 0 0 - 3 8 0

WP - Martinez
LP - Hamilton
SV - None

GAME 5

Monday, October 12 at San Diego

Atlanta 0 0 0 1 0 1 0 5 0 - 7 14 1
SAN DIEGO 2 0 0 0 0 2 0 0 2 - 6 10 1

WP - Rucker
LP - Brown
SV - Maddux

GAME 6

Wednesday, October 14 at Atlanta

SAN DIEGO 0 0 0 0 0 5 0 0 0 - 5 10 0
Atlanta 0 0 0 0 0 0 0 0 0 - 0 2 1

WP - Hitchcock
LP - Glavine
SV - None



HISTORY & RECORDS

1998 WORLD SERIES

As they did in their first World Series appearance 14 years earlier, the Padres ran into a club coming off of one of the greatest seasons in Major League history when they faced the New York Yankees in the Fall Classic. In 1984, the Detroit Tigers had raced out to a 31-5 start en route to 104 regular season wins and an eventual Series victory over San Diego. This time around, the Yankees had tied an American League record with 114 regular season wins before edging out the Rangers and Indians in the AL playoffs. Although the Padres would go down in four consecutive games, they would not go down without a fight.

After falling behind 2-0 after two innings in the series opener at Yankee Stadium, the Friars stormed to a 5-2 lead on a two-run homer off the bat of Greg Vaughn in the third and back-to-back long balls by Tony Gwynn and Vaughn in the fifth. Gwynn's two-run shot, which bounced off the facade of the upper deck in right field, would be among the most memorable moments of his Hall-of-Fame career. The lead held up until the seventh inning, when New York exploded for seven runs on two swings of the bat. Chuck Knoblauch tied the game with a three-run homer. Five batters later, Tino Martinez slugged a game-winning grand slam as the Yanks went on to a 9-6 Series-opening victory.

The late-inning momentum carried into Game Two for the Bronx Bombers, who kept the Padres off the board in the top of the first when Paul O'Neill robbed Wally Joyner of extra-bases with a circus catch against the wall with two on and two out. New York then scored nine runs on 14 hits in the first five innings on the way to a 9-3 win and a commanding two games to none lead before the series shifted to the West Coast.

Although the odds were against their team, Padres fans kept the faith as they turned out in record numbers for Games Three and Four at Qualcomm Stadium. Sterling Hitchcock and David Cone matched each other pitch-for-pitch in Game Three until the sixth, when San Diego busted through in a scoreless game. An RBI single by Tony Gwynn followed by a throwing error gave the Padres a 2-0 lead. Ken Caminiti lifted a sacrifice fly two batters later, and the Padres led 3-0. But the Yankees came back again, with two in the seventh and three in the eighth on a back-breaking three-run homer off the bat of eventual World Series MVP Scott Brosius. The Padres closed to within 5-4 in the eighth and had the tying and winning runs on in the ninth before Mariano Rivera put out the fire and left the Yankees on the brink of the world championship.

In front of the largest crowd to ever see a baseball game in San Diego — 65,427 — the Padres and Yankees were locked in a scoreless tie in Game Four until the sixth, when New York broke through against Kevin Brown on an RBI groundout by Bernie Williams. Then in the eighth, the Yanks extended the lead on an RBI single by Brosius and a sac fly off the bat of Ricky Ledee. Rivera worked out of a bases-loaded jam in the eighth and shut down the Padres in the ninth as the Yankees closed out their 24th World Series Championship.

GAME 1

Saturday, October 17 at New York

SAN DIEGO 0 0 2 0 3 0 0 1 0 - 6 8 1
New York 0 2 0 0 0 0 7 0 x - 9 9 1

WP - Wells
LP - Wall
SV - Rivera

GAME 2

Sunday, October 18 at New York

SAN DIEGO 0 0 0 0 1 0 0 2 0 - 3 10 1
New York 3 3 1 0 2 0 0 0 x - 9 16 0

WP - Hernandez
LP - Ashby
SV - None

GAME 3

Tuesday, October 20 at San Diego

New York 0 0 0 0 0 0 2 3 0 - 5 9 1
SAN DIEGO 0 0 0 0 0 0 3 0 1 0 - 4 7 1

WP - Mendoza
LP - Hoffman
SV - Rivera

GAME 4

Wednesday, October 21 at San Diego

New York 0 0 0 0 0 1 0 2 0 - 3 9 0
SAN DIEGO 0 0 0 0 0 0 0 0 0 - 0 7 0

WP - Pettitte
LP - Brown
SV - Rivera





HISTORY & RECORDS

2005 NATIONAL LEAGUE DIVISION SERIES

The Padres, crowned National League West Champions with an 82-80 record, traveled to St. Louis to face the NL Central Champion Cardinals in the second postseason meeting between the two clubs, having met in the 1996 NLDS.

San Diego sent National League strikeout leader Jake Peavy to the mound in Game One while the Cardinals, owners of the best regular season record in baseball with a mark of 100-62, countered with ace Chris Carpenter. Peavy was tagged for eight runs on eight hits over 4.1 innings and was forced from the game by a fractured rib suffered earlier that would sideline him for the rest of the playoffs. The Padres rallied late, scoring three runs in the ninth to cut the lead to 8-5 before Ramon Hernandez struck out with the bases loaded to end the game.

Pedro Astacio, the starting pitcher against the San Francisco Giants when the Padres clinched the NL West title on September 28, started for the Friars in Game Two at Busch Stadium. Despite allowing just three hits, Astacio was done in by three walks, including one to Albert Pujols that plated the Cardinals second run of the contest. The Padres scored two late runs and out-hit St. Louis for a second consecutive game, but fell by a score of 6-2. Mark Mulder earned the win, while Astacio was saddled with the loss.

The Padres returned to San Diego two days later, trailing two games to none, to host the first-ever postseason game at Petco Park. St. Louis shortstop David Eckstein led off the game with a single off Woody Williams, who had spent parts of four seasons from 2001-04 with the Cardinals. Two batters later, Eckstein would score on a double by Albert Pujols. In the second inning, Eckstein added a two-run home run while Reggie Sanders connected for a two-run double to give him a NLDS-record 10 RBI for the Series and the Cardinals a 5-0 lead after two frames. To their credit, the Bruce Bochy led Friars mounted another comeback after trailing 7-0 after five innings, but Jason Isringhausen retired Ryan Klesko with two on in the ninth inning to preserve a 7-4 victory and finish the three-game sweep.

GAME 1

Tuesday, October 4 at St. Louis

SAN DIEGO 0 0 0 0 0 1 1 3 - 5 13 1
St. Louis 1 0 3 0 4 0 0 0 x - 8 10 1

WP - Carpenter
LP - Peavy
SV - None

GAME 2

Thursday, October 6 at St. Louis

SAN DIEGO 0 0 0 0 0 1 1 0 - 2 10 1
St. Louis 0 0 2 2 0 0 2 0 x - 6 6 0

WP - Mulder
LP - Astacio
SV - None

GAME 3

Saturday, October 8 at San Diego

St. Louis 1 4 0 0 2 0 0 0 - 7 13 1
SAN DIEGO 0 0 0 0 2 0 1 1 0 - 4 9 0

WP - Morris
LP - Williams
SV - Isringhausen



**DIVISION
SERIES™
05**

HISTORY & RECORDS

2006 NATIONAL LEAGUE DIVISION SERIES

San Diego won its second straight National League West Division title in 2006 and made back-to-back trips to the postseason for the first time in franchise history. The Padres finished with an identical 88-74 record as the Los Angeles Dodgers, but claimed the crown after winning the season series, 13-5.

The Friars drew the St. Louis Cardinals in the first-round of the playoffs for the second consecutive year, marking the third playoff meeting between the two clubs since 1996.

After taking two of three from the Cardinals in the final week of the regular season, the Padres sent ace Jake Peavy to the mound for Game One at Petco Park. Peavy blanked the Cards for 3.0 innings before giving up five runs over the next 2.1 frames. 2005 National League Cy Young Award winner Chris Carpenter limited San Diego to only one run as the Cardinals beat the Padres 5-1.

Following an off day, the Padres sent veteran David Wells to the mound for Game Two. Wells held St. Louis to only two runs over 5.0 innings, but was opposed by Jeff Weaver who combined with four relievers to blank San Diego 2-0 in front of a hometown crowd of 43,463.

Facing elimination, the Padres traveled to St. Louis for Game Three. Eleven-game winner Chris Young took the ball for San Diego and shut out the Cardinals for 6.2 innings at the new Busch Stadium. Russell Branyan gave the club its first lead in the series with a two-run double in the fourth inning, and all-time saves leader Trevor Hoffman pitched a perfect ninth for his first postseason save since the 1998 NLCS. The 3-1 win marked the first postseason victory for the Padres since clinching the National League Pennant in 1998.

St. Louis returned Carpenter to the mound for Game Four and he was countered by veteran Woody Williams. Both starters surrendered two runs in the first inning but Carpenter settled in to throw 6.0 scoreless frames. The Cardinals struck for four runs in the sixth as the eventual World Series Champions sent the Padres home after a 6-2 defeat.

GAME 1

Tuesday, October 3 at San Diego

St. Louis 0 0 0 3 1 1 0 0 0 - 5 12 0
SAN DIEGO 0 0 0 0 0 1 0 0 0 - 1 6 0

WP - Carpenter
LP - Peavy
SV - None

GAME 2

Thursday, October 5 at San Diego

St. Louis 0 0 0 2 0 0 0 0 0 - 2 10 0
SAN DIEGO 0 0 0 0 0 0 0 0 0 - 0 4 0

WP - Weaver
LP - Wells
SV - Wainwright

GAME 3

Saturday, October 7 at St. Louis

SAN DIEGO 0 0 0 3 0 0 0 0 0 - 3 10 0
St. Louis 0 0 0 0 0 0 1 0 - 1 5 2

WP - Young
LP - Suppan
SV - Hoffman

GAME 4

Sunday, October 8 at St. Louis

SAN DIEGO 2 0 0 0 0 0 0 0 0 - 2 9 1
St. Louis 2 0 0 0 4 0 0 x - 6 7 0

WP - Carpenter
LP - Williams
SV - None





ALL-TIME ROSTER (1969-2015)

Through the end of the 2015 season, 912 players have appeared in at least one game for the Padres.

A (3 5)

Abner, Shawn (1987-91)
 Acosta, Ed (1971-72)
 Adams, Mike (2008-11)
 Adkins, Jon (2006)
 Aldrete, Mike (1991)
 Alexander, Manny (2005-2006)
 Alfonso, Eliezer (2009)
 Allen, Dusty (2000)
 Almanzar, Carlos (1999-2000)
 Almon, Bill (1974-79)
 Almonte, Abraham (2014-15)
 Alomar, Roberto (1988-90)
 Alomar Jr., Sandy (1988-89)
 Alonso, Yonder (2012-2015)
 Alou, Matty (1974)
 Alvarez, Gabe (2000)
 Alvarez, R.J. (2014)
 Amarista, Alexi (2012-)
 Ambres, Chip (2008)
 Ambriz, Hector (2014)
 Andersen, Larry (1991-92)
 Anderson, Dwain (1993)
 Antonelli, Matt (2008-10)
 Arcia, Jose (1969-70)
 Arias, Alex (2001)
 Arias, George (1997-99)
 Arlin, Steve (1969-74)
 Armstrong, Mike (1980-81)
 Asadoor, Randy (1986)
 Ashby, Andy (1993-99, 2004)
 Ashford, Tucker (1976-78)
 Astacio, Pedro (2005)
 Aurilia, Rich (2004)
 Ausmus, Brad (1993-96)
 Azocar, Oscar (1991-92)

B (8 1)

Baek, Cha Seung (2008-09)
 Baerga, Carlos (1999)
 Baker, Chuck (1978, 1980)
 Baker, John (2012-13)
 Baldschun, Jack (1969-70)
 Banks, Josh (2008-09)
 Bard, Josh (2006-08)
 Barfield, Josh (2006)
 Barker, Kevin (2002)
 Barmes, Clint (2015)
 Barrett, Marty (1991)
 Barrett, Michael (2007-08)
 Bartlett, Jason (2011-12)
 Barton, Bob (1970-72, 1974)
 Bass, Anthony (2011-13)
 Bass, Randy (1980-82)
 Batchelor, Rich (1997)
 Baxter, Mike (2010)
 Bay, Jason (2003)
 Beamon, Trey (1997)
 Bean, Billy (1993-95)
 Beck, Rod (2003-04)
 Beckert, Glenn (1974-75)
 Bell, Derek (1993-94)
 Bell, Heath (2007-11)
 Bellhorn, Mark (2006)
 Benes, Andy (1989-95)
 Benoit, Joaquin (2014- 15)
 Bennett, Gary (2003)
 Bergman, Sean (1996-97)
 Bernal, Victor (1977)
 Berumen, Andres (1995-96)
 Beswick, Jim (1978)
 Bevacqua, Kurt (1979-80, 1982-85)
 Bilardello, Dann (1991-92)
 Blair, Dennis (1980)

Blair, Willie (1995-96)
 Blanco, Henry (2009)
 Blanks, Kyle (2009-2014)
 Bleafary, Curt (1972)
 Blum, Geoff (2005, 2006-2007)
 Bocachica, Hiram (2007)
 Bochtler, Doug (1995-97)
 Bochy, Bruce (1983-87)
 Boehringer, Brian (1998-2000)
 Bones, Ricky (1991)
 Bonilla, Juan (1981-83)
 Booker, Greg (1983-89)
 Boone, Bret (2000)
 Boone, Dan (1981-82)
 Bowen, Rob (2006-2007)
 Boxberger, Brad (2012-13)
 Boyd, Jason (2002)
 Boyer, Blaine (2014)
 Brach, Brad (2011-13)
 Bradley, Milton (2007)
 Bragg, Darren (2004)
 Branyan, Russell (2006-2007)
 Bravo, Angel (1971)
 Brazelton, Dewon (2006)
 Breslow, Craig (2005)
 Briggs, Dan (1979)
 Brocail, Doug (1992-94, 2007)
 Brower, Jim (2006)
 Brown, Bobby (1983-85)
 Brown, Chris (1987-88)
 Brown, Emil (2001)
 Brown, Jarvis (1993)
 Brown, Kevin (1998)
 Brown, Ollie (1969-72)
 Bruske, Jim (1997, 1998)
 Buchanan, Brian (2002-04)
 Buckner, Billy (2014)
 Bumbry, Al (1985)
 Burke, Chris (2009)
 Burke, Greg (2009)
 Burns, Cory (2012)
 Burroughs, Sean (2002-05)
 Burrows, Terry (1997)
 Byers, Randall (1987-88)
 Bynum, Mike (2002-04)

C (6 1)

Cabrera, Everth (2009-2014)
 Caldwell, Mike (1971-73)
 Cameron, Kevin (2007-08)
 Cameron, Mike (2006-2007)
 Caminiti, Ken (1995-98)
 Campbell, Dave (1970-73)
 Campbell, Mike (1994)
 Campos, Leonel (2014-)
 Cannizzaro, Chris (1969-71, 1974)
 Cantu, Jorge (2011)
 Cardona, Javier (2002)
 Carlin, Luke (2008)
 Carlyle, Buddy (1999-2000)
 Carpenter, Andrew (2011)
 Carrillo, Cesar (2009-10)
 Carter, Joe (1990)
 Cash, Dave (1980)
 Cashner, Andrew (2012-)
 Cassel, Jack (2007)
 Cassidy, Scott (2005-2006)
 Castilla, Vinny (2006)
 Castillo, Tony (1978)
 Cedeno, Andujar (1995-96)
 Cedeno, Ronny (2013)
 Champion, Mike (1976-78)
 Chiffer, Floyd (1982-84)
 Cianfrocco, Archi (1993-98)
 Ciriaco, Pedro (2013)
 Cirillo, Jeff (2004)
 Clark, Brady (2007)
 Clark, Jack (1989-90)
 Clark, Jerald (1988-92)
 Clark, Jermaine (2003)
 Clark, Tony (2008)
 Clark, Phil (1993-95)
 Clarke, Horace (1974)
 Clement, Matt (1998-2000)
 Clements, Pat (1989-92)
 Colangelo, Mike (2001)
 Colbert, Nate (1969-74)
 Comstock, Keith (1987-88)
 Condrey, Clay (2002-03)
 Conrad, Brooks (2014)
 Coolbaugh, Scott (1991)
 Coombs, Danny (1970-71)
 Cora, Joey (1987, 1989-90)
 Corey, Bryan (2008)
 Corkins, Mike (1969-74)
 Corrales, Pat (1972-73)
 Correia, Kevin (2009-10)
 Costello, John (1991)
 Couchee, Mike (1983)
 Crabbe, Callix (2008)
 Crespo, Cesar (2001-02)
 Cruz, Deivi (2002)
 Cruz Jr., Jose (2007)
 Cunnane, Will (1997-2000)
 Cunningham, Aaron (2010- 2011)
 Curtis, John (1980-82)
 Cust, Jack (2006)
 Cyr, Eric (2002)

D (4 0)

D'Acquisto, John (1977-80)
 Dade, Paul (1979-80)
 Darnell, James (2011-12)
 Darr, Mike (1999-2001)
 Dascenzo, Doug (1996)
 DaVanon, Jerry (1969)
 Davey, Tom (2000-02)
 Davis, Ben (1998-01)
 Davis, Bill (1969)
 Davis, Bob (1973, 1975-78)
 Davis, Jerry (1983, 1985)
 Davis, John (1990)
 Davis, Mark (1987-89, 1993-94)
 Davis, Storm (1987)
 Davis, Willie (1976)
 Deago, Roger (2003)
 Decker, Cody (2015)
 Dean, Tommy (1969-71)
 Decker, Jaff (2013)
 Decker, Marty (1983)
 Deduno, Samuel (2011)
 Deer, Rob (1996)
 Denorfia, Chris (2010-2014)
 De Haan, Kory (2000-02)
 De La Cruz, Eulogio (2009)
 DeLeon, Luis (1982-85)
 DeWitt, Matt (2002)
 Deshaies, Jim (1992)
 Despaigne, Odrisamer (2014-15)
 Dickerson, Alex (2015-)
 Dilone, Miguel (1985)
 Dishman, Glenn (1995-96)
 Dobson, Pat (1970)
 Dorsett, Brian (1991)
 Doyle, Paul (1970)
 Dravecky, Dave (1982-87)
 Dukes, Tom (1969-70)
 Dunne, Mike (1990)
 Dupree, Mike (1976)
 Durango, Luis (2009-10)

HISTORY & RECORDS

ALL-TIME ROSTER (1969-2015)

E (18)

Eaton, Adam (2000-05)
Eckstein, David (2009-10)
Edmonds, Jim (2008)
Edwards, Jon (2015-)
Edwards, Dave (1981-82)
Eichelberger, Juan (1978-82)
Eiland, David (1992-93)
Ekstrom, Mike (2008-09)
Elliott, Donnie (1994-95)
Elliott, Randy (1972, 1974)
Embree, Alan (2002, 2006)
Ensberg, Morgan (2007)
Erds, Todd (1997, 2000)
Erin, Robbie (2013-)
Estes, Shawn (2006, 2008)
Ettles, Mark (1993)
Evans, Barry (1978-81)
Everitt, Leon (1969)

F (27)

Fahey, Bill (1979-80)
Falkenberg, Brian (2005, 2008)
Falu, Irving (2014)
Faries, Paul (1990-92)
Fernandez, Tony (1991-92)
Ferrara, Al (1969-71)
Fick, Robert (2004-05)
Fikac, Jeremy (2001-2002)
Fingers, Rollee (1977-80)
Finley, Steve (1995-98)
Fiore, Mike (1972)
Fireovid, Steve (1981, 1983)
Flaherty, John (1996-97)
Flannery, Tim (1979-89)
Florie, Bryce (1994-96)
Floyd, Cliff (2009)
Folkers, Rich (1975-76)
Forsythe, Logan (2011-13)
Foster, Alan (1975-76)
Francoeur, Jeff (2014)
Franklin, Jay (1971)
Freisleben, Dave (1974-78)
Frieri, Ernesto (2009-12)
Frisella, Danny (1975)
Fuentes, Raymond (2013)
Fuentes, Tito (1975-76)
Fulchino, Jeff (2011)

G (57)

Gale, Rocky (2015-)
Gallagher, Sean (2009-10)
Gamble, Oscar (1978)
Gant, Ron (2002)
Garces, Frank (2014-)
Garcia, Carlos (1999)
Garcia, Jesse (2005)
Garcia, Ralph (1972, 1974)
Gardner, Jeff (1992-93)
Gardner, Wes (1991)
Garland, Jon (2010)
Garvey, Steve (1983-87)
Gaspar, Rod (1971, 1974)
Gaston, Clarence (1969-74)
Gaudin, Chad (2009)
Geer, Josh (2008-09)
Geren, Bob (1993)
Gerhardt, Rusty (1974)
Germano, Justin (2003-05, 2007-08)
Gerut, Jody (2008-09)
Giles, Brian (2003-09)
Giles, Marcus (2007)
Giovanola, Ed (1998-99)
Goddard, Joe (1972)
Goebbert, Jake (2014)

Gomez, Chris (1996-2001)
Gomez, Pat (1993)
Gonzalez, Adrian (2006-10)
Gonzalez, Alberto (2011)
Gonzalez, Alex (2004)
Gonzalez, Edgar (2008-09)
Gonzalez, Enrique (2008)
Gonzalez, Fernando (1978-79)
Gonzalez, Tony (1969)
Gonzalez, Wiki (1999-2003)
Gorman, Tom (1987)
Gossage, Rich (1984-87)
Grandal, Yasmani (2012-14)
Grant, Mark (1987-90)
Green, Gary (1986, 1989)
Greene, Khalil (2003-08)
Greer, Brian (1977, 1979)
Gregerson, Luke (2009-13)
Greif, Bill (1972-76)
Griffin, Mike (1982)
Griffin, Tom (1976-77)
Grubb, John (1972-76)
Guevara, Carlos (2008)
Gutierrez, Ricky (1993-94)
Guzman, Domingo (1999-2000)
Guzman, Freddy (2004)
Guzman, Jesus (2011-13)
Gwosdz, Doug (1981-84)
Gwynn, Chris (1996)
Gwynn, Tony (1982-2001)
Gwynn Jr., Tony (2009-10)
Gyorko, Jedd (2013-2015)

H (62)

Hackman, Luther (2003)
Haeger, Charlie (2008)
Hahn, Don (1975)
Hahn, Jesse (2014)
Hairston, Scott (2007-09, 2010)
Hairston Jr., Jerry (2010)
Hamilton, Joey (1994-98)
Hammaker, Atlee (1990-91)
Hammond, Chris (2005)
Hampson, Justin (2007-08)
Hamren, Erik (2011)
Hansen, Dave (2003-04)
Harang, Aaron (2011)
Hardy, Larry (1974-75)
Hargrove, Mike (1979)
Harris, Gene (1992-94)
Harris, Greg (1984)
Harris, Greg W. (1988-93)
Hawkins, Andy (1982-88)
Hawpe, Brad (2011)
Hayhurst, Dirk (2008)
Hayward, Ray (1986-87)
Headley, Chase (2007-14)
Hedges, Austin (2015-)
Henderson, Rickey (1996-97, 2001)
Hendrick, George (1977-78)
Henn, Sean (2008)
Hensley, Clay (2005-08)
Herbel, Ron (1970)
Herges, Matt (2003)
Hermanson, Dustin (1995-96)
Hermida, Jeremy (2011-12)
Hernandez, Carlos (1997-2000)
Hernandez, Enzo (1971-77)
Hernandez, Jeremy (1991-93)
Hernandez, Ramon (2004-05)
Herndon, Junior (2001)
Higgins, Kevin (1993)
Hilton, Dave (1972-75)
Hill, Shawn (2009)
Hinshaw, Alex (2012)
Hinshaw, George (1982-83)

Hitchcock, Sterling (1997-2001, 2004)
Hoffman, Trevor (1993-2008)
Holbert, Ray (1994-95)
Holtz, Mike (2002)
Howard, Ben (2002-03)
Howard, Thomas (1990-92)
Howell, Jack (1991)
Hoyt, LaMarr (1985-86)
Hriniak, Walt (1969)
Hubbard, Trinidad (2002)
Huber, Justin (2008)
Hudson, Orlando (2011-12)
Hundley, Nick (2008-14)
Hundley, Randy (1975)
Hunter, Cedric (2011)
Huntz, Steve (1970, 1975)
Hurst, Bruce (1989-93)
Hyers, Tim (1994-95)
Hynes, Colt (2013)
Hyzdu, Adam (2005)

I (3)

Iguchi, Tadahito (2008)
Iorg, Dane (1986)
Ivie, Mike (1971, 1974-77)

J (28)

Jackson, Damian (1999-2001, 2005)
Jackson, Danny (1997)
Jackson, Darrin (1989-92)
Jackson, Jay (2015)
Jackson, Roy Lee (1985)
James, Chris (1989)
Jankowski, Travis (2015-)
Jarvis, Kevin (2000-03)
Jefferson, Stan (1987-88)
Jestadt, Garry (1971-72)
Jeter, John (1971-72)
Jimenez, D'Angelo (2001-02)
Jodie, Brett (2001)
Johnson, Ben (2005-2006)
Johnson, Brian (1994-96)
Johnson, Jerry (1975-76)
Johnson, Jonathan (2002)
Johnson, Mike (1974)
Johnson, Rob (2011)
Johnstone, Jay (1979)
Jones, Bobby J. (2001-02)
Jones, Bobby M. (2002)
Jones, Chris (1997)
Jones, Jimmy (1986-88)
Jones, Randy (1973-80)
Jones, Ruppert (1981-83)
Joshua, Von (1980)
Joyner, Wally (1996-99)

K (28)

Kahaulua, Fred (1981)
Kazmar, Sean (2008)
Keisler, Randy (2003)
Kelley, Dick (1969-71)
Kelley, Shawn (2015)
Kelly, Casey (2012-15)
Kelly, Van (1969-70)
Kemp, Matt (2015-)
Kendall, Fred (1969-76, 1979-80)
Kennedy, Ian (2013-2015)
Kennedy, Terry (1981-86)
Kershner, Jason (2002)
Kilkenny, Mike (1972)
Kimbrel, Craig (2015)
Kingman, Dave (1977)
Kingsale, Gene (2002)
Kinney, Dennis (1978-80)
Kirby, Clay (1969-73)
Klesko, Ryan (2000-2006)



ALL-TIME ROSTER (1969-2015)

Knott, Jon (2004, 2006)
Kolb, Brandon (2000)
Kotsay, Mark (2001-03, 2012-13)
Kouzmanoff, Kevin (2007-09)
Kroon, Marc (1995, 1997-98)
Krueger, Bill (1994-95)
Krug, Chris (1969)
Kruk, John (1986-89)
Kubiak, Ted (1975-76)

L (4 9)

LaForest, Pete (2007)
Lampkin, Tom (1990-92, 2002)
Lancellotti, Rick (1982)
Lane, Jason (2007, 2014-15)
Langston, Mark (1998)
Lankford, Ray (2001-02)
Lansford, Joe (1982-83)
LaPoint, Dave (1986)
LaRocca, Greg (2000)
Latos, Mat (2009-2011)
Lawrence, Brian (2001-05)
Laxton, Bill (1971, 1974)
Layne, Tommy (2012-13)
LeBlanc, Wade (2008-11)
Lee, David (2001)
Lee, Derrek (1997)
Lee, Leron (1971-73)
Lee, Mark (1978-79)
Ledezma, Wil (2007-08)
Lefebvre, Joe (1981-83)
Lefferts, Craig (1984-87, 1990-92)
Leiper, Dave (1987-89)
Leone, Justin (2006)
Lewis, Jim (1991)
Leyritz, Jim (1998-99)
Lezcano, Sixto (1982-83)
Libran, Francisco (1969)
Lilliquist, Derek (1990-91)
Linebrink, Scott (2003-2007)
Liriano, Rymer (2014-)
Littlefield, John (1981)
Livingstone, Scott (1994-97)
Lobaton, Jose (2009)
Lockhart, Keith (1994, 2003)
Locklear, Gene (1973-76)
Loewer, Carlton (2001, 2003)
Lolich, Mickey (1978-79)
Lollar, Tim (1981-84)
Long, Joey (1997)
Long, Terrence (2004)
Lopez, Arturo (2009)
Lopez, Luis (1993-94, 1996)
Lopez, Rodrigo (2000)
Loretta, Mark (2003-05)
Lucas, Gary (1980-83)
Ludwick, Ryan (2010-11)
Luebke, Cory (2010-12)
Lundquist, David (2001-02)
Lynn, Fred (1990)

M (8 5)

Mabry, John (2000)
Macias, Drew (2007-09)
Mack, Shane (1987-88)
Mackowiak, Rob (2007)
Maddux, Greg (2007-08)
Maddux, Mike (1991-92)
Magadan, Dave (1999-2001)
Manuel, Jerry (1982)
Marquis, Jason (2012-13)
Marshall, Dave (1973)
Martin, Al (2000)
Martinez, Carmelo (1984-89)
Martinez, Jose (1994)
Martinez, Luis (2011)
Martinez, Pedro (1993-94)
Mason, Don (1971-73)
Mason, Roger (1993)
Mateo, Marcos (2015-)
Matos, Julius (2002)
Matthews, Mike (2003)
Matthews Jr., Gary (1999, 2003)
Maurer, Brandon (2015-)
Maurer, Dave (2000-01)
Mausser, Tim (1993-95)
May, Darrell (2005)
Maybin, Cameron (2011-14)
Mazzoni, Cory (2015-)
McAndrew, Jim (1974)
McAnulty, Paul (2005-08)
McBean, Alvin (1969)
McCool, Billy (1969)
McCovey, Willie (1974-76)
McCullers, Lance (1985-88)
McDavid, Ray (1994-95)
McElroy, Chuck (2001)
McGriff, Fred (1991-93)
McIntosh, Joe (1974-75)
McLeary, Marty (2004)
McReynolds, Kevin (1983-86)
Meadows, Brian (2000)
Medica, Tommy (2013-14)
Melendez, Jose (1991-92)
Melendez, Luis (1976-77)
Menhart, Paul (1997)
Mendez, Donald (2001, 2003)
Meredith, Cla (2006-09)
Mertoni, Lou (2003)
Metzger, Butch (1975-77)
Miceli, Dan (1998-99)
Middlebrook, Jason (2001-02)
Middlebrooks, Will (2015)
Mikolas, Miles (2012-13)
Miller, Bob (1971, 1973)
Miller, Ed (1984)
Mirabelli, Doug (2006)
Mitchell, Kevin (1987)
Monge, Sid (1983-84)
Montanez, Willie (1980)
Montefusco, John (1982-83)
Montgomery, Steve (2000)
Moore, Adam (2014)
Morales, Jerry (1969-73)
Morales, Rich (1973-74)
Moreland, Keith (1988)
Moreno, Edwin (2009)
Moreno, Jose (1981)
Moreno, Juan (2002)
Morrow, Brandon (2015-)
Morton, Colt (2007-08)
Moseley, Dustin (2011-12)
Moses, Jerry (1975)
Mota, Jose (1991)
Mouton, James (1998)
Mujica, Edward (2009-10)
Mulligan, Sean (1996)
Mumphrey, Jerry (1980)
Mura, Steve (1978-81)
Murphy, Dan (1989)
Murray, Heath (1997, 1999)
Murrell, Ivan (1969-73)
Myers, Greg (1998-99)
Myers, Randy (1992, 1998)
Myers, Rodney (2000-02)
Myers, Wil (2015-)
Myrow, Bryan (2007-08)

N (2 1)

Nady, Xavier (2000, 2003-05, 2014)
Nagy, Charles (2003)
Neal, Blaine (2004)
Nelson, Chris (2014)
Nelson, Rob (1987-90)

Neshek, Pat (2011)
Nevin, Phil (1999-05)
Newfield, Marc (1995-96)
Newhan, David (1999-2000)
Nettles, Graig (1984-86)
Nicholson, Kevin (2000)
Nickle, Doug (2002)
Niecko, Joe (1969)
Nieves, Melvin (1993-95)
Nieves, Wil (2002, 2015)
Nolte, Eric (1987-89, 1991)
Norman, Fred (1971-73)
Norris, Bud (2015)
Norris, Derek (2015-)
Nunez, Jose (2001-2002)
Nyman, Gerry (1970)

O (1 5)

Ohlendorf, Ross (2012)
Ojeda, Miguel (2003-05)
Olivo, Miguel (2005)
Oquist, Mike (1996)
Oropesa, Eddie (2004)
Orosco, Jesse (2003)
Osting, Jimmy (2001)
O'Sullivan, Sean (2013)
Osuna, Al (1996)
Osuna, Antonio (2004)
Otsuka, Akinori (2004-05)
Owchinko, Bob (1976-79)
Owens, Eric (1999-2000)
Owings, Micah (2012)
Oxspring, Chris (2005)

P (3 8)

Pagliarulo, Mike (1989-90)
Palacios, Vicente (2000)
Palmer, Lowell (1974)
Palmer, Matt (2012)
Parent, Mark (1986-90)
Park, Chan Ho (2005-2006)
Parrino, Andy (2011-12)
Patterson, Bob (1985)
Patterson, Eric (2011)
Patterson, Scott (2008)
Patton, Troy (2014)
Payton, Jay (2004)
Pearson, Jason (2002)
Peavy, Jake (2002-09)
Pelaez, Alex (2002)
Pena, Roberto (1969)
Perdomo, Luis (2009-10)
Perez, Oliver (2002-03)
Perez, Santiago (2001)
Perkins, Broderick (1978-82)
Perlozzo, Sammy (1979)
Perry, Gaylord (1978-79)
Petagine, Roberto (1995)
Peterson, Adam (1991)
Peterson, Jace (2014)
Pettis, Gary (1992)
Phillips, Kyle (2011)
Phillips, Mike (1981)
Phoebe, Tom (1971-72)
Piazza, Mike (2006)
Pickford, Kevin (2002)
Pittman, Joe (1982)
Plantier, Phil (1993-95, 1997)
Podres, Johnny (1969)
Poreda, Aaron (2009)
Presley, Jim (2001)
Puffer, Brandon (2004)
Pyznarski, Tim (1986)

Q (5)

Quackenbush, Kevin (2014-)
Qualls, Chad (2011)

HISTORY & RECORDS

ALL-TIME ROSTER (1969-2015)

Quantrill, Paul (2005)
 Quentin, Carlos (2012-2014)
 Quintero, Humberto (2003-04)

R (6 3)

Rader, Doug (1976-77)
 Rakers, Aaron (2007)
 Ramirez, Mario (1981-85)
 Ramirez, Roberto (1998)
 Ramos, Cesar (2009-10)
 Randa, Joe (2005)
 Ransom, Cody (2013)
 Rasmussen, Dennis (1983, 1988-91)
 Rasmussen, Eric (1978-80)
 Rea, Colin (2015-)
 Ready, Randy (1986-89)
 Rearick, Chris (2015-)
 Reberger, Frank (1969)
 Redding, Tim (2005)
 Reed, Jody (1995-96)
 Reed, Steve (2002)
 Reineke, Chad (2008)
 Relaford, Desi (2000)
 Rettenmund, Merv (1976-77)
 Reyes, Carlos (1998, 1999, 2000)
 Reyes, Denny (2005)
 Reynolds, Don (1978-79)
 Reynolds, Ken (1976)
 Reynolds, Ron (1990)
 Richard, Clayton (2009-13)
 Richards, Gene (1977-83)
 Riggs, Adam (2001)
 Ring, Royce (2007)
 Rivera, Mike (2003)
 Rivera, Rene (2013-14)
 Rivera, Roberto (1999)
 Rivera, Ruben (1997-2000)
 Rizzo, Anthony (2011)
 Roa, Joe (2003)
 Roach, Donn (2014)
 Roberts, Dave A. (1969-71)
 Roberts, Dave R. (2005-2006)
 Roberts, Dave W. (1972-75, 1977-78)
 Roberts, Leon (1986, '88-91, '94-95)
 Robinson, Chris (2013)
 Robinson, Dave (1970-71)
 Robinson, Kerry (2004)
 Robles, Oscar (2007)
 Robles, Rafael (1969-70, 1972)
 Rodriguez, Aurelio (1980)
 Rodriguez, Eddy (2012)
 Rodriguez, Edwin (1983, 1985)
 Rodriguez, Luis (2008-09)
 Rodriguez, Rich (1990-93)
 Rodriguez, Roberto (1970)
 Roenicke, Ron (1984)
 Romero, Mandy (1997-98)
 Romo, Vicente (1973-74)
 Rosenberg, Steve (1991)
 Roskos, John (2000)
 Ross, David (2005)
 Ross, Gary (1969-74)
 Ross, Tyson (2013-)
 Royster, Jerry (1985-86)
 Ruberto, Sonny (1969)
 Rusch, Glendon (2008)
 Russell, Adam (2009-10)
 Rzepczynski, Marc (2015)

S (8 6)

Sager, A.J. (1994)
 Salazar, Luis (1980-84, 1987, 1989)
 Salazar, Oscar (2009-10)
 Sanchez, Duaner (2009)
 Sanders, Reggie (1999)
 Sanders, Scott (1993-96, 1998)
 Santiago, Benito (1986-92)

Santorini, Al (1969-71)
 Sawyer, Rick (1976-77)
 Scanlon, Pat (1977)
 Schaeffer, Mark (1972)
 Schiraldi, Calvin (1989-90)
 Schulze, Don (1989)
 Scott, John (1974-75)
 Scott, Tim (1991-93, 1997)
 Scribner, Evan (2011)
 Seanez, Rudy (1993, 2001, 2005, 2006)
 Sears, Todd (2003)
 Selma, Dick (1969)
 Seminara, Frank (1992-93)
 Serafini, Dan (2000)
 Serrano, Wascar (2001)
 Severinsen, Al (1971-72)
 Sharon, Dick (1975)
 Sheets, Andy (1998)
 Sheffield, Gary (1992-93)
 Sherman, Darrell (1993)
 Shields, James (2015-)
 Shiell, Jason (2002)
 Shipley, Craig (1991-94, 1996-97)
 Shirley, Bob (1977-80)
 Show, Eric (1981-90)
 Shumpert, Terry (1997)
 Siebert, Paul (1977)
 Siebert, Sonny (1975)
 Sierra, Candy (1988)
 Sikorski, Brian (2006)
 Silva, Walter (2009)
 Simpson, Steve (1972)
 Sipin, John (1969)
 Sisk, Tommy (1969)
 Slaughter, Don (1997)
 Sledge, Terrel (2006-2007)
 Slocum, Ron (1969-71)
 Slocumb, Heathcliff (2000)
 Smith, Burch (2013)
 Smith, Ozzie (1978-81)
 Smith, Pete (1997-98)
 Smith, Seth (2014)
 Snook, Frank (1973)
 Solarte, Yanguervis (2014-)
 Solis, Ali (2012)
 Sosa, Elias (1983)
 Spangenberg, Cory (2014-)
 Spence, Josh (2011-12)
 Spencer, Stan (1998-2000)
 Spiezio, Ed (1969-72)
 Spillner, Dan (1974-78)
 Sprague, Ed (2000)
 Stablein, George (1980)
 Stahl, Larry (1969-72)
 Stairs, Matt (2010)
 Stanley, Fred (1972)
 Stansberry, Craig (2007-09)
 Staton, Dave (1993-94)
 Stauffer, Tim (2005-2014)
 Steels, James (1987)
 Stephenson, Phil (1989-92)
 Stevenson, Todd (1996)
 Stewart, Chris (2010)
 Stilwell, Kurt (1992-93)
 Stimac, Craig (1986-81)
 Stoddard, Bob (1980)
 Stoddard, Tim (1985-86)
 Stone, Ricky (2004)
 Street, Huston (2012-2014)
 Strom, Brent (1975-77)
 Stults, Eric (2012-2014)
 Summers, Champ (1984)
 Suppan, Jeff (2012)
 Sutherland, Gary (1977)
 Sweeney, Brian (2004, 2006)
 Sweeney, Mark (1997-98, 2002, 2005)
 Sweet, Rick (1978)

Swisher, Steve (1981-82)
 Szuminski, Jason (2004)

T (3 3)

Tabaka, Jeff (1994-95)
 Tankersley, Dennis (2002-2004)
 Tatum, Jim (1996)
 Taylor, Kerry (1993-94)
 Taylor, Ron (1972)
 Tejada, Miguel (2010)
 Tekotte, Blake (2011-12)
 Tellman, Tom (1979-80)
 Tenace, Gene (1977-80)
 Templeton, Garry (1982-91)
 Terrell, Walt (1989)
 Teufel, Tim (1991-93)
 Tewksbury, Bob (1996)
 Thatcher, Joe (2007-13)
 Thayer, Dale (2012- 2015)
 Thomas, Derrel (1972-74, 1978)
 Thompson, Jason (1996)
 Thompson, Mike (2006-2007)
 Thon, Dickie (1988)
 Thurmond, Mark (1983-86)
 Tingley, Ron (1982)
 Tolan, Bobby (1974-75, 1979)
 Toliver, Fred (1989)
 Tollberg, Brian (2000-2003)
 Tomko, Brett (2002, 2007, 2008)
 Tomlin, Dave (1974-77)
 Torrealba, Yorvit (2010)
 Torres, Alex (2014)
 Torres, Hector (1975-76)
 Trammell, Bubba (2001-03)
 Treadson, Rich (1973-74)
 Trujillo, J.J. (2002)
 Turner, Jerry (1974-81, 1983)

U (3)

Upton, Justin (2015)
 Upton, Melvin (2015-)
 Urrea, John (1981)

V (2 2)

Valdez, Ismael (2004)
 Valdez, Rafael (1990)
 Valdez, Wilson (2005)
 Valentine, Bobby (1975-77)
 Valenzuela, Fernando (1995-97)
 Vander Wal, John (1998-99)
 VanRyn, Ben (1998)
 Vatcher, Jim (1991-92)
 Vaughn, Greg (1996-98)
 Vazquez, Ramon (2002-04)
 Velandia, Jorge (1997)
 Velasquez, Guillermo (1992-93)
 Venable, Will (2008- 2015)
 Veras, Dario (1996-97)
 Veras, Quilvio (1997-99)
 Victorino, Shane (2003)
 Villafuerte, Brandon (2002-2003)
 Villone, Ron (1995-96)
 Vincent, Nick (2012-)
 Vintiello, Joe (2000)
 Volquez, Edinson (2012-13)
 Vosberg, Ed (1986, 1998-99)

W (5 0)

Walker, Kevin (2000-03)
 Walker, Pete (1996)
 Walker, Todd (2006)
 Wall, Donne (1998-2000)
 Wallace, Brett (2015)
 Walter, Gene (1985-86)
 Walters, Dan (1992-93)
 Ward, Kevin (1991-92)
 Wasinger, Mark (1986)



ALL-TIME ROSTER (1969-2015)

Watkins, Steve (2004)
 Webb, Ryan (2009-10)
 Weber, Thad (2013)
 Webster, Ramon (1970-71)
 Wehrmeister, Dave (1976-78)
 Welsh, Chris (1981-83)
 Wells, David (2004, 2006-2007)
 Wells, Jared (2008)
 Wells, Kip (2012)
 Wengert, Don (1998)
 Werner, Andrew (2012)
 Whisenant, Matt (1999-2000)
 White, Rondell (2003)
 Whitehurst, Wally (1993-94)
 Whiteside, Matt (1999-2000)
 Whitson, Ed (1983-84, 1986-91)
 Wieland, Joe (2012-14)
 Wiggins, Alan (1981-85)
 Wiley, Mark (1978)
 Wilhelm, Jim (1978-79)
 Wilkins, Rick (2001)
 Williams, Bernie (1974)
 Williams, Brian (1995)
 Williams, Eddie (1990, 1994-95, 1998)
 Williams, George (2000)
 Williams, Jim (1969-70)
 Williams, Randy (2005)
 Williams, Woody (1999-2001, 2005-06)
 Williamson, Scott (2006)
 Willis, Ron (1970)
 Wilson, Earl (1970)
 Wilson, Josh (2009)
 Winfield, Dave (1973-80)
 Wise, Rick (1980-82)
 Witasick, Jay (2000-01, 2003-04)
 Witt, Kevin (2001)
 Wojna, Ed (1985-87)
 Wolf, Randy (2008)
 Worrell, Tim (1993-97)
 Wright, Jaret (2003)
 Wynne, Marvell (1986-89)

X (0)

None

Y (2)

Young, Chris (2006-10)
 Young, Eric (2005-06)

Z (1)

Zawadzki, Lance (2010)

MANAGERS (17)

Black, Bud (2007-2015)
 Bochy, Bruce (1995-2006)
 Boros, Steve (1986)
 Bowa, Larry (1987-88)
 Coleman, Jerry (1980)
 Craig, Roger (1978-79)
 Dark, Alvin (1977)
 Gomez, Preston (1969-72)
 Howard, Frank (1981)
 McKeon, Jack (1988-90)
 McNamara, John (1974-77)
 Murphy, Pat (2015)
 Riddoch, Greg (1990-92)
 Riggelman, Jim (1992-94)
 Skinner, Bob (1977)
 Williams, Dick (1982-85)
 Zimmer, Don (1972-73)

COACHES (78)

Akerfelds, Darrel (2001-12)
 Alomar, Sandy (1986-90)
 Amalfitano, Joe (1976-77)
 Anderson, Sparky (1969)
 Balsley, Darren (2003-)
 Bialas, Dave (1993-94)
 Blair, Willie (2013- 2015)
 Bloomfield, Jack (1974)
 Bochy, Bruce (1993-94)
 Booker, Greg (1997-2003)
 Brinkman, Eddie (1981)
 Cisco, Galen (1985-87)
 Colbert, Craig (2007-08)
 Craig, Roger (1969-72, 1976-78)
 Davenport, Jim (1974-75)
 Dobson, Pat (1988-90)
 Dunlop, Harry (1983-87)
 Espy, Duane (2000-02)
 Estrada, Chauck (1978-81)
 Flannery, Tim (1996-2002)
 Garcia, Dave (1970-73)
 Heist, Al (1980)
 Herman, Billy (1978-79)
 Hoffman, Glenn (2006-)
 Jones, Deacon (1984-87)
 Jones, Jimmy (2012)
 Joyner, Wally (2007-08)
 Kimm, Bruce (1991-92)
 Kotsay, Mark (2015)
 Krol, Jack (1981-86)
 Lefebvre, Jim (2009)
 Little, Grady (1996)
 Lopes, Davey (1995-99, 2003-05)
 Magadan, Dave (2003-2006)
 Maloof, Jack (1990)
 McCullough, Clyde (1980-82)
 Meacham, Bobby (2007)
 Moon, Wally (1969)
 Morgan, Tom (1975)
 Muser, Tony (2003-2006)
 Nettles, Graig (1995)
 Oglivie, Ben (2000)
 Otis, Amos (1988-90)
 Phillips, Dick (1980)
 Picciolo, Rob (1990-2005)
 Plantier, Phil (2012-2014)
 Podres, Johnny (1973)
 Posedel, Bill (1974)
 Powell, Alonzo (2012-)
 Rader, Doug (1978-79)
 Radison, Dan (1993-94)
 Ready, Randy (2009-11)
 Rettenmund, Merv (1991-99, 2006-07)
 Renteria, Rick (2008-13)
 Riddoch, Greg (1987-90)
 Rigney, Bill (1975)
 Roarke, Mike (1991-93)
 Roberts, Dave (2011-2015)
 Roof, Phil (1978)
 Sherry, Norm (1982-84)
 Siebert, Sonny (1994-95)
 Simmons, Ted (2009-10)
 Sisler, Dick (1975-76)
 Skinner, Bob (1970-73, 1977)
 Smith, Dave (1999-01)
 Snyder, Jim (1991-92)
 Sommers, Denny (1988-90)
 Stevens, Ed (1981)
 Stewart, Dave (1998)
 Tolan, Bobby (1980-83)
 Trammell, Alan (2000-02)
 Valentin, Jose (2014-15)
 Virgil, Ozzie (1982-85)
 Waller, Tye (1995, 2006)
 Warthen, Dan (1996-97)
 Wietelmann, Whitey (1969-79)
 Williams, Don (1977-80)
 Zimmer, Don (1972)

SAN DIEGO RAINOUTS & DELAYS

DATE OF RAINOUT

April 27, 1970
 April 14, 1971
 May 7, 1971
 May 28, 1971
 June 5, 1972
 June 6, 1972
 April 8, 1975
 April 9, 1975
 September 10, 1976 (DH)
 May 8, 1977 (DH)
 April 15, 1978
 April 28, 1980
 April 29, 1980
 April 20, 1983
 May 12, 1998
 April 4, 2006
 July 19, 2015

OPPONENT

Montreal
 Chicago-NL
 Cincinnati
 New York-NL
 Pittsburgh
 Pittsburgh
 San Francisco
 San Francisco
 Houston
 Montreal
 San Francisco
 Atlanta
 Atlanta
 Atlanta
 New York-NL
 San Francisco
 Colorado

The Padres experienced their first home game postponement since the 2006 season on July 19, 2015 vs. Colorado after the game was postponed due to playing conditions and continued inclement weather in the forecast...the game was later played on September 10th...the Friars also had a rain delay at Petco Park on May 14th vs. Washington (1 hour, 56 minutes), the first at Petco Park since April 8, 2011.

- July 19th's rainout was just the second in Petco Park history and the first since April 4, 2006, a span of 820 games (nine years, three months and 15 days or 3,393 days

RAIN DELAYS AT PETCO PARK

DATE

May 23, 2008
 April 10, 2009
 July 2, 2009 (bees)
 September 30, 2010
 April 8, 2011 (susp.)
 May 14, 2015

OPPONENT

Cincinnati
 San Francisco
 Houston
 Chicago-NL
 Los Angeles-NL
 Washington

DH - Doubleheader



OPPONENTS



OPPONENTS

ARIZONA DIAMONDBACKS

Stadium Chase Field (1998)
Capacity 48,519
Dimensions (LF-CF-RF) 330-407-335
2015 Record and Finish 79-83, 3rd Place, NL West
Chief Baseball Officer Tony La Russa
Manager Chip Hale (2nd Season)

ALL-TIME MARKS vs. ARI

Last Season vs. D-Backs 10-9 (.526)
Best Season vs. D-Backs 9-3 (.750) in 1998
Most runs in game by SD 14 (2x), last 5/17/06
Most runs in game by ARI 12 (3x), last 5/25/05
Longest Winning Streak 7 Games, 7/2 - 9/7/10
Longest Losing Streak 8 games, 4/25 - 9/30/99

LAST TIME THE PADRES SWEPT A...

3-game series in SD (7x) June 14-15, 2013
3-game series in ARI (2x) Aug. 24-26, 2012
4-game series in SD (1x) April 10-13, 1998
4-game series in ARI Never

CHICAGO CUBS

Stadium Wrigley Field (1914)
Capacity 41,072
Dimensions (LF-CF-RF) 355-400-353
2015 Record and Finish ... 97-65, 3rd Place, NL Central
EVP/General Manager Jed Hoyer
Manager Joe Maddon (2nd Season)

ALL-TIME MARKS vs. CHC

Last Season vs. Cubs 3-3 (.500)
Best Season vs. Cubs 7-0 (1.000) in 2006
Most runs in game by SD 14, 5/10/87
Most runs in game by CHC 23, 5/17/77
Longest Winning Streak 7 Games, 5/5-14/2006
Longest Losing Streak 9 games, 8/19/70 - 5/16/71

LAST TIME THE PADRES SWEPT A...

3-game series in SD (5x) August 6-8, 2012
3-game series in CHC (4x) May 12-14, 2006
4-game series in SD (1x) May 5-8, 2006
4-game series in CHC (1x) August 16-19, 2010

COLORADO ROCKIES

Stadium Coors Field (1995)
Capacity 50,398
Dimensions (LF-CF-RF) 347-415-350
2015 Record and Finish 68-94, 5th Place, NL West
SVP/General Manager Jeff Bridich
Manager Walt Weiss (4th Season)

ALL-TIME MARKS vs. COL

Last Season vs. Rockies 12-7 (.632)
Best Season vs. Rockies 9-4 (.692) in 1999
Most runs in game by SD 16 (2x), last 8/10/08
Most runs in game by COL 20, 9/20/05
Longest Winning Streak 7 Games (2x), last 5/1 - 8/15/2015
Longest Losing Streak 6 games, 4/5-14/2014

LAST TIME THE PADRES SWEPT A...

3-game series in SD (6x) May 1-3, 2015
3-game series in COL (2x) September 19-21, 2011
4-game series in SD (1x) June 25-28, 1999
4-game series in COL Never

ATLANTA BRAVES

Stadium Turner Field (1997)
Capacity 49,393
Dimensions (LF-CF-RF) 335-400-330
2015 Record and Finish 67-95, 4th Place, NL East
President, Baseball Operations John Hart
Manager Freddie Gonzalez (6th Season)

ALL-TIME MARKS vs. ATL

Last Season vs. Braves 5-2 (.714)
Best Season vs. Braves 5-1 (.833) in 2005, 2013
Most runs in game by SD 17, 4/12/2010
Most runs in game by ATL 16, 6/1/1990
Longest Winning Streak 7 Games, 6/28 - 9/10/72
Longest Losing Streak 15 games, 4/18 - 9/15/74

LAST TIME THE PADRES SWEPT A...

3-game series in SD (6x) August 17-19, 2015
3-game series in ATL (3x) August 1-3, 1989
4-game series in SD (2x) May 29-31, 1979
4-game series in ATL (2x) July 25-27, 1975

CINCINNATI REDS

Stadium Great American Ball Park (2003)
Capacity 42,271
Dimensions (LF-CF-RF) 328-404-325
2015 Record and Finish ... 64-98, 5th Place, NL Central
President, Baseball Operations Walt Jocketty
Manager Bryan Price (3rd Season)

ALL-TIME MARKS vs. CIN

Last Season vs. Reds 4-2 (.667)
Best Season vs. Reds 11-1 (.917) in 1998
Most runs in game by SD 15 (4x), last 8/14/87
Most runs in game by CIN 15 (2x), last 8/4/02
Longest Winning Streak 10 Games, 4/7/98 - 5/14/99
Longest Losing Streak... 9 games (2x), last 9/18/92-6/25/93

LAST TIME THE PADRES SWEPT A...

3-game series in SD (9x) June 30 - July 2, 2014
3-game series in CIN (4x) May 4-6, 2001
4-game series in SD Never
4-game series in CIN Never

LOS ANGELES DODGERS

Stadium Dodger Stadium (1962)
Capacity 56,000
Dimensions (LF-CF-RF) 330-395-330
2015 Record and Finish 92-70, 1st Place, NL West
President, Baseball Operations Andrew Friedman
Manager Dave Roberts (1st Season)

ALL-TIME MARKS vs. LAD

Last Season vs. Dodgers 5-14 (.263)
Best Season vs. Dodgers 9-3 (.750) in 1999
Most runs in game by SD 14 (2x), last 6/27/1995
Most runs in game by LAD 19, 6/29/1969
Longest Winning Streak 10 Games, 9/22/96 - 6/28/1997
Longest Losing Streak ... 16 games, 9/9/73 - 9/20/1974

LAST TIME THE PADRES SWEPT A...

3-game series in SD (10x) September 6-8, 2010
3-game series in LAD (11x) April 15-17, 2013
4-game series in SD (2x) April 15-18, 1982
4-game series in LAD (1x) June 20-23, 1983

MIAMI MARLINS

Stadium Marlins Park (2012)
Capacity 37,442
Dimensions (LF-CF-RF) 345-407-335
2015 Record and Finish 71-81, 3rd Place, NL East
President, Baseball Operations Mike Hill
Manager Don Mattingly (1st Season)

ALL-TIME MARKS vs. MIA

Last Season vs. Marlins 5-2 (.714)
Best Season vs. Marlins 7-0 (1.000) in 2011
Most runs in game by SD 20, 7/27/1996
Most runs in game by MIA 15, 4/9/1994
Longest Winning Streak 8 Games, 8/1/10-8/21/11
Longest Losing Streak 7 games, 4/9/94 - 7/4/95

LAST TIME THE PADRES SWEPT A...

3-game series in SD (1x) May 6-8, 2013
3-game series in MIA (3x) July 19-21, 2011
4-game series in SD (1x) August 18-21, 2011
4-game series in MIA Never

NEW YORK METS

Stadium Citi Field (2009)
Capacity 41,922
Dimensions (LF-CF-RF) 335-408-330
2015 Record and Finish 90-72, 1st Place, NL East
General Manager Sandy Alderson
Manager Terry Collins (6th Season)

ALL-TIME MARKS vs. NYM

Last Season vs. Mets 4-2 (.667)
Best Season vs. Mets 11-1 (.917) in 1980
Most runs in game by SD 18, 5/31/10
Most runs in game by NYM 13, 5/17/02
Longest Winning Streak 9 Games, 6/16/80 - 5/1/1981
Longest Losing Streak 11 games, 5/28 - 8/27/1969

LAST TIME THE PADRES SWEPT A...

3-game series in SD (4x) August 14-16, 2001
3-game series in NYM (3x) August 13-15, 2002
4-game series in SD (2x) June 5-8, 2008
4-game series in NYM (1x) August 23-26, 2004

PITTSBURGH PIRATES

Stadium PNC Park (2001)
Capacity 38,362
Dimensions (LF-CF-RF) 325-399-320
2015 Record and Finish 98-64, 2nd Place, NL Central
EVP/General Manager Neal Huntington
Manager Clint Hurdle (6th Season)

ALL-TIME MARKS vs. PIT

Last Season vs. Pirates 2-5 (.286)
Best Season vs. Pirates 6-0 (1.000) in 2010
Most runs in game by SD 17, 7/18/1989
Most runs in game by PIT 16, 7/28/2000
Longest Winning Streak 9 Games, 9/19/09-8/12/10
Longest Losing Streak 10 games, 8/29/92 - 8/22/93

LAST TIME THE PADRES SWEPT A...

3-game series in SD (10x) August 20-22, 2012
3-game series in PIT (6x) August 5-7, 2011
4-game series in SD (1x) September 17-20, 2007
4-game series in PIT (1x) August 8-11, 1996

MILWAUKEE BREWERS

Stadium Miller Park (2001)
Capacity 41,900
Dimensions (LF-CF-RF) 344-400-345
2015 Record and Finish 68-94, 4th Place, NL Central
General Manager David Stearns
Manager Craig Counsell (2nd Season)

ALL-TIME MARKS vs. MIL

Last Season vs. Brewers 2-5 (.286)
Best Season vs. Brewers 5-1 (.833) in 2001
Most runs in game by SD 13 (6x), last 8/3/15
Most runs in game by MIL 12 (3x), last 8/13/09
Longest Winning Streak 7 Games, 8/27/00 - 7/22/01
Longest Losing Streak 7 games, 5/31/02 - 5/27/03

LAST TIME THE PADRES SWEPT A...

3-game series in SD (3x) May 25-27, 2007
3-game series in MIL Never
4-game series in SD Never
4-game series in MIL Never

PHILADELPHIA PHILLIES

Stadium Citizens Bank Park (2004)
Capacity 43,651
Dimensions (LF-CF-RF) 329-401-330
2015 Record and Finish 63-99, 5th Place, NL East
VP/General Manager Matt Klentak
Manager Pete Mackanin (1st full Season)

ALL-TIME MARKS vs. PHI

Last Season vs. Phillies 1-5 (.167)
Best Season vs. Phillies 8-1 (.889) in 1998
Most runs in game by SD 16, 7/26/1970
Most runs in game by PHI 18, 8/24/1999
Longest Winning Streak 6 Games (2x), last 7/9-21/1992
Longest Losing Streak 11 games, 5/23/04 - 7/4/06

LAST TIME THE PADRES SWEPT A...

3-game series in SD (7x) July 31 - August 2, 2000
3-game series in PHI (2x) August 25-27, 1998
4-game series in SD (1x) July 9-12, 1992
4-game series in PHI Never

ST. LOUIS CARDINALS

Stadium Busch Stadium (2006)
Capacity 45,538
Dimensions (LF-CF-RF) 336-400-335
2015 Record and Finish 100-62, 1st Place, NL Central
SVP/General Manager John Mozeliak
Manager Mike Matheny (5th Season)

ALL-TIME MARKS vs. STL

Last Season vs. Cardinals 4-3 (.571)
Best Season vs. Cardinals 9-3 (.750) in 1978, 1991
Most runs in game by SD 17, 8/24/1993
Most runs in game by STL 17, 5/7/1987
Longest Winning Streak 9 Games, 6/22/91 - 5/1/92
Longest Losing Streak 11 games, 9/29/99 - 9/28/00

LAST TIME THE PADRES SWEPT A...

3-game series in SD (13x) September 10-12, 2012
3-game series in STL (1x) May 23-25, 1980
4-game series in SD Never
4-game series in STL Never



OPPONENTS

SAN FRANCISCO GIANTS

Stadium AT&T Park (2000)
Capacity 41,915
Dimensions (LF-CF-RF) 339-399-309
2015 Record and Finish 84-78, 2nd Place, NL West
EVP/Baseball Operations Brian Sabean
Manager Bruce Bochy (10th Season)

ALL-TIME MARKS vs. SF

Last Season vs. Giants 8-11 (.421)
Best Season vs. Giants 11-2 (.846) in 1996
Most runs in game by SD 17, 5/23/1970
Most runs in game by SF 18, 6/23/1986
Longest Winning Streak 10 Games, 5/1 - 9/16/96
Longest Losing Streak 8 games, 6/21/87 - 4/9/88

LAST TIME THE PADRES SWEPT A...

3-game series in SD (11x) September 19-21, 2014
3-game series in SF (6x) May 11-13, 2010
4-game series in SD (3x) July 4-7, 1996
4-game series in SF (1x) June 27-30, 1996

BALTIMORE ORIOLES

Stadium Camden Yards (1992)
Capacity 45,971
Dimensions (LF-CF-RF) 333-400-318
2015 Record and Finish 81-81, 3rd Place, AL East
EVP/Baseball Operations Dan Duquette
Manager Buck Showalter (7th Season)

ALL-TIME MARKS vs. BAL

2013 vs. Orioles 2-2 (.500)
Best Season vs. Orioles 2-1 (.667) in 2010
Most runs in game by SD 12, 6/19/07
Most runs in game by BAL 10, 8/7/13
Longest Winning Streak 3 Games, 6/20/10 - 5/15/13
Longest Losing Streak 2 Games (3x), 8/6 - present

NEW YORK YANKEES

Stadium Yankee Stadium (2009)
Capacity 49,469
Dimensions (LF-CF-RF) 318-408-314
2015 Record and Finish 87-75, 2nd Place, AL East
SVP/General Manager Brian Cashman
Manager Joe Girardi (9th Season)

ALL-TIME MARKS vs. NYY

2013 vs. Yankees 2-1 (.667)
Best Season vs. Yankees 2-1 (.667) in 2013
Most runs in game by SD 10, 6/11/2004
Most runs in game by NYY 8 (2x) last, 6/18/2008
Longest Winning Streak 1 Game (4x), 8/4/2013
Longest Losing Streak 5 games, 6/12/04 - 6/19/08

TAMPA BAY RAYS

Stadium Tropicana Field (1990)
Capacity 31,042
Dimensions (LF-CF-RF) 315-404-322
2015 Record and Finish 80-82, 4th Place, AL East
President, Baseball Operations Matthew Silverman
Manager Kevin Cash (2nd Season)

ALL-TIME MARKS vs. TB

2013 vs. Rays 0-3 (.000)
Best Season vs. Rays 2-1 (.667) in 2002, 2007, 2010
Most runs in game by SD 9 (2x), last 6/13/2007
Most runs in game by TB 11, 6/12/2007
Longest Winning Streak 4 Games, 6/13/07 - 6/23/10
Longest Losing Streak 4 games (2x), last 6/24/10 - present

WASHINGTON NATIONALS

Stadium Nationals Park (2008)
Capacity 41,313
Dimensions (LF-CF-RF) 336-402-335
2015 Record and Finish 83-79, 2nd Place, NL East
President, Baseball Operations & GM Mike Rizzo
Manager Dusty Baker (1st Season)

ALL-TIME MARKS vs. WSH

Last Season vs. Nationals 2-5 (.286)
Best Season vs. Nationals 6-1 (.857) in 2004
Most runs in game by SD 20, 5/19/2001
Most runs in game by MON/WSH 15, 5/13/1990
Longest Winning Streak 5 Games (4x), last 5/29/08-7/24/09
Longest Losing Streak 15 games, 7/25/93 - 5/24/95

LAST TIME THE PADRES SWEPT A...

3-game series in SD (7x) Aug 31 - Sept 2, 2009
3-game series in MON/WSH (7x) Sept 19-21, 2008
4-game series in SD (1x) April 26-29, 2004
4-game series in MON/WSH Never

BOSTON RED SOX

Stadium Fenway Park (1912)
Capacity 37,949/37,497
Dimensions (LF-CF-RF) 310-390-302
2015 Record and Finish 78-84, 5th Place, AL East
SVP/General Manager Mike Hazen
Manager John Farrell (4th Season)

ALL-TIME MARKS vs. BOS

2013 vs. Red Sox 0-3 (.000)
Best Season vs. Red Sox 2-1 (.667) in 2011
Most runs in game by SD 8, 6/9/2004
Most runs in game by BOS 14, 6/20/2011
Longest Winning Streak 2 Games, 6/21-22/2011
Longest Losing Streak 3 games, 7/2/13 - present

SEATTLE MARINERS

Stadium Safeco Field (1999)
Capacity 47,943
Dimensions (LF-CF-RF) 331-401-326
2015 Record and Finish 76-86, 4th Place, AL West
EVP/General Manager Jerry Dipoto
Manager Scott Servais (1st season)

ALL-TIME MARKS vs. SEA

2015 vs. Mariners 1-3 (.250)
Best Season vs. Mariners 5-1 (.833) in 2012
Most runs in game by SD 11, 6/17/01
Most runs in game by SEA 15, 5/21/10
Longest Winning Streak 4 games, 2x, last 6/12-22/12
Longest Losing Streak 7 games, 5/17/08-6/17/09

TORONTO BLUE JAYS

Stadium Rogers Centre (1989)
Capacity 49,282
Dimensions (LF-CF-RF) 328-400-328
2015 Record and Finish 93-69, 1st Place, AL East
EVP/General Manager Tony LaCava
Manager John Gibbons (4th Season in a row, 9th overall)

ALL-TIME MARKS vs. TOR

2013 vs. Blue Jays 2-1 (.667)
Best Season vs. Blue Jays 2-1 (.667) in 2013
Most runs in game by SD 8, 6/15/2010
Most runs in game by TOR 7 (2x), last 6/2/2013
Longest Winning Streak 2 Games, 5/31 - 6/1/2013
Longest Losing Streak 2 games, 6/20/04 - 6/14/10



**SCOUTING &
PLAYER DEVELOPMENT**



PLAYER DEVELOPMENT STAFF

Director, Player Development.....	Sam Geaney
Special Assistant, Player Development.....	Moises Alou
Field and Hitting Coordinator.....	Luis Ortiz
Coordinator of Instruction.....	Ryley Westman
Pitching Coordinator.....	Mark Prior
Roving Pitching Instructor.....	Gorman Heim Mueller
Pitching Instructor.....	Eric Junge
Infield Coordinator.....	Kevin Hooper
Outfield and Baserunning Coordinator.....	Tony Tarasco
Coordinator.....	Shaun Cole
Instructor.....	Dave Bingham
Catching Instructor.....	John Nester
Director, Professional Development.....	Jason Amoroso
Strength and Conditioning Coordinator.....	Jordan Wolf
Medical Coordinator.....	JoJo Tarantino
Rehab Coordinator.....	Ryan Bitzel
Assistant Director, Player Development.....	Ben Sestanovich
Manager, Minor Leagues/Peoria.....	Todd Stephenson
Minor League Equipment Manager.....	Zach Nelson
Manager, International Operations.....	Cesar Rizik
Coordinator, International Player Development.....	Daniel Cepin
Administrator, International Operations.....	Jesus Negrette
Clubhouse Assistant - Peoria.....	Kyle Ross
Administrative Assistant.....	Martina Pereyra
Coordinator, Scouting and Player Development Video Operations.....	Ethan Dixon



SAM GEANEY

DIRECTOR, PLAYER DEVELOPMENT

- Sam Geaney enters his second season as the organization's director of player development after being named to the position on October 20, 2014.
- Prior to joining San Diego, Geaney spent the previous nine seasons (2006-14) with the Oakland Athletics and the last three as the club's coordinator of international scouting.
- Geaney began his career in baseball as an intern for the Athletics' baseball operations department in 2006 before joining the staff full-time in 2007 as an assistant in the scouting department as well as serving as an area scout for Northern California...after being promoted to coordinator of scouting, he was named the club's coordinator of international scouting in January of 2012.
- He graduated from the University of California, Berkeley in 2007 with a degree in political science.



MOISES ALOU

SPECIAL ASSISTANT, PLAYER DEVELOPMENT

- Moises Alou enters his second season in the Padres organization in 2016 after being named the special assistant, player development on February 4, 2015.
- The former outfielder also serves as general manager of Leones del Escogido in the Dominican Winter League, a role he has held since 2009...during his tenure with Escogido, the club has won four national titles in the Dominican Republic, including this past season, and two Caribbean Series championships.
- Also served as general manager of the Dominican Republic team that won the 2013 World Baseball Classic.
- Prior to joining Escogido, he played parts of 17 Major League seasons with the Pittsburgh Pirates (1990), Montreal Expos (1990, 1992-96), Florida Marlins (1997), Houston Astros (1998-2001), Chicago Cubs (2002-04), San Francisco Giants (2005-06) and New York Mets (2007-08).

- A six-time National League All-Star, he finished third in NL Most Valuable Player voting twice in 1994 with the Expos and 1998 with the Astros.
- Comes from a prominent baseball family that includes former Major Leaguer Felipe, his father, as well as uncles Jesus and Matt and cousins Jose Sosa and Mel Rojas who currently serves as pitching coach for the Padres Dominican Republic staff.
- Originally signed by the Pirates as a first-round selection (second overall) out of the 1986 January amateur draft, he finished his career with a .303 average, 2,134 hits, 421 doubles, 39 triples, 332 home runs, 1,287 RBI, 1,109 runs scored and 106 stolen bases in 1,942 games played.
- He and his wife, Austria, have three sons, Moises Felipe, Percio and Kirby, and a daughter, Megan.

SCOUTING & PLAYER DEVELOPMENT



LUIS ORTIZ

FIELD AND HITTING COORDINATOR

- Luis Ortiz enters his second season with the Padres after joining the organization in 2015 as field and hitting coordinator...spent the prior two seasons as the assistant field coordinator and cultural development coordinator in the Cleveland Indians player development system, prior to joining San Diego.
- Prior to joining Cleveland, spent the previous five seasons (2008-12) in the Texas organization as either roving hitting instructor or lower level hitting coordinator.
- Made his professional coaching debut as the hitting coach for the Short-A Spokane Indians of the Northwest League in 2008...served as a roving hitting instructor in the Rangers system from 2009-2011 before being promoted to Assistant Hitting Coordinator prior to the 2012 season.
- Played professionally for 14 seasons, including four at the Major League level...played with Boston from 1993-94 before being traded to the Texas Rangers, where he played the 1995-96 seasons...spent parts of the 1997 playing in Japan for the Yakult Swallows before returning to the United States, where he played in the minors from 1997-2004 with the Texas, Kansas City, Milwaukee, Arizona, Montreal

and St. Louis organizations.

- Played collegiately at Union University (TN) and was inducted into their Sports Hall of Fame in 2007... was an All-America selection from 1988-91 and produced an NAIA-record .911 slugging percentage... returned to school while still playing baseball in 2004 and became the first Dominican-born person to play in the Majors and graduate from college.
- Ortiz has published four books on hitting as well as a few instructional videos.
- Born on May 25, 1970, Ortiz resides in North Richland Hills, Tex., with his wife, Susan, and four daughters, Gabriela, Naomi, Samantha and Moriah.



RYLEY WESTMAN

COORDINATOR OF INSTRUCTION

- Ryley Westman enters his second season with the Padres organization after joining last season and serving as catching coordinator in 2015...joined the Padres after spending the previous six seasons (2009-2014) as a coach in the Texas Rangers organization, most recently as the assistant catching coordinator in 2014.
- Prior to serving as the assistant catching coordinator, skippered the Texas' Dominican Summer League affiliate for a pair of seasons (2012-13), leading them to a league title in 2013...also served as the assistant coach for Short-Season Spokane (2011) and DSL Rangers (2010), hitting coach for the AZL Rangers (2009) and manager of the DSL Rangers (2008).
- Played a pair of professional seasons in the independent Frontier League for the Midwest Sliders from 2007-08.
- Graduated Cum Laude with Honors from Northwest Missouri State University in 2007, where he was a member of the baseball team.

- Resides in Tierrasanta, Calif. with his wife, Ashley.



KEVIN HOOPER

INFIELD COORDINATOR

- Kevin Hooper enters his first season with the Padres organization, serving as infield coordinator for the 2016 season.
- Joins the Padres after spending the previous seven seasons with the Wichita Wingnuts of the independent American Association South Division...at Wichita he managed to a 422-270 (.610) record over seven seasons, including winning the 2014 American Association Championship...his 2009 and 2014 clubs set a league record with a .980 fielding percentage...led the Wingnuts to six division championships, including five consecutive...had 36 players sign Major League contracts...honored by his peers as Manager of the Year three times.
- As a player, played for the Wingnuts in the inaugural season in 2008 before taking over as manager.
- Played collegiately at Wichita State where he was an All-American infielder, helping the Shockers reach the College World Series in 1996.

• Signed by the Florida Marlins as an eighth-round selection in the 1999 Draft and played parts of nine seasons with the Marlins (1999-2004), Kansas City Royals (2004), New York Yankees (2004) and Detroit Tigers (2005-07), making his Major League debut for the Tigers in 2005 and playing in 14 Big League games total for Detroit across the 2005-06 seasons.

- Resides in Valley Center, Kan. with his wife, Lindsey, and two daughters, Lucy and Laney.



TONY TARASCO

OUTFIELD AND BASERUNNING COORDINATOR

- Tony Tarasco enters his first season with the Padres organization, serving as outfield and baserunning coordinator after spending the previous 10 seasons with the Washington Nationals, most recently as the Major League club's first base coach.
- Prior to joining the Major League staff with Washington in 2013, previously served seven seasons in various player development roles for the organization, including 2011-12 as outfield and baserunning coordinator.
- Played parts of eight Major League seasons with Atlanta (1993-94), Montreal (1995), Baltimore (1996-97), Cincinnati (1998), New York Yankees (1999) and New York Mets (2002), hitting .240 with 46 doubles, five triples, 34 home runs, 118 RBI, 151 runs scored and 39 stolen bases in 457 games.
- Nominated for MLB's Roberto Clemente Award in 1995 and won community service awards with the

Braves in 1994 and the Orioles in 1997.

- Resides in Santa Monica, Calif. where he graduated from high school in 1988...is a cousin of Jimmy Rollins.



MARK PRIOR


PITCHING COORDINATOR

- Mark Prior enters his third season in the Padres organization and his second as the minor league pitching coordinator...joined San Diego's front office in December 2013 and spent the 2014 season as assistant, baseball operations, where he was involved in all aspects of the Padres' baseball operations department.
- Played six seasons with the Chicago Cubs (2002-07), followed by time with San Diego Padres (2008-09), Texas Rangers (2010), New York Yankees (2011), Boston Red Sox (2012) and Cincinnati Reds (2013) organizations...posted a career 42-29 record with a 3.51 ERA and finished third in the 2003 NL Cy Young Award voting after recording an 18-6 record with a 2.43 ERA.
- Named a National League All-Star during the 2003 campaign and helped the Cubs win the National League Central Division...threw a complete-game, two-hitter in Game Three of the 2003 NLDS against the Atlanta Braves, becoming the first Cubs pitcher to throw all nine innings of a postseason contest since

Claude Passeau did so in Game Three of the World Series in 1945.

• Graduated from University of San Diego High School in 1998, where he was named the CIF Player of the Year that same year...was the selected by Chicago-NL in the first round (second overall) of the 2001 First-Year Player Draft out of the University of Southern California, where he earned the 2001 Pac-10 Pitcher of the Year and the 2001 Golden Spikes Player of the Year Award.

• Graduated from USC in 2004 with a degree in business administration...he and his wife, Heather, reside in San Diego with their three children: Amanda, Caitlin and Matthew.



ERIC JUNG

PITCHING INSTRUCTOR

- Eric Jung (pronounced "Young") enters his fourth season in the Padres organization and second as pitching instructor after serving the previous two seasons as an advance scout with the Big League club.
- Pitched professionally for 14 seasons, including parts of two seasons in the Majors, for the Los Angeles Dodgers (1999-2001), Philadelphia Phillies (2002-04), New York Mets (2005), San Diego Padres (2006), New York Yankees (2007), Los Angeles Angels (2010-11), Colorado Rockies (2012) and Atlanta Braves (2012) organizations as well as international stints with the Orix Buffaloes of the Nippon Professional Baseball League in Japan in 2008, the Hanwha Eagles of the Korean Baseball Organization in 2009 and the Sinon Bulls of the Chinese Professional Baseball League in Taiwan in 2010...also spent time in the independent Atlantic League, pitching for Bridgeport for part of the 2007 season and Lancaster for parts of the 2009 and 2010 seasons.

• Pitched for five seasons in the Venezuelan Winter League for the Navegantes del Magallanes, where he won the ERA title in 2011-12 after he posted a 1.59 (10 ER, 56.2 IP) mark...the ERA was the lowest in Magallanes history.

• Graduated from Bucknell University (NY) in 1999 with a major in business administration...when he made his Major League debut for Philadelphia on September 12, 2002, he became the first Bucknell player in 44 years to make an appearance in a big league game.

• Resides in San Diego with his wife, Denise.



GORMAN HEIMUELLER

ROVING PITCHING INSTRUCTOR

- Gorman Heim Mueller enters his third season with the Padres and his second as the roving pitching instructor, having joined the organization in 2014 as pitching coordinator...the 2016 will be his 40th season in professional baseball after signing his first professional contract in 1977.

• Spent the previous 12 seasons since 2002 as pitching coordinator for the Philadelphia Phillies organization...joined the Phillies in 1999 as pitching coach for Double-A Reading before moving to Triple-A Scranton in 2000 and returning to Reading in 2001.

• The former pitcher played in parts of two Major League seasons with the Oakland Athletics (1983-84), going 3-6 with a 4.67 ERA (51 ER, 98.1 IP) for Oakland in 22 games, 14 starts...over his minor league career that spanned 10 professional seasons, went 60-57 with a 4.01 ERA (414 ER, 928.2 IP) in 288 games, 96 starts.

• Following his playing career, spent 11 years coaching in the Twins organization for Single-A Visalia (1987-89), Double-A Orlando (1990), Triple-A Portland (1991-93), Salt Lake City (1994) and Double-A New Britain (1995-97)...moved on to the Dodgers organization as pitching coach for San Antonio for one season in 1998 before joining the Phillies organization.

• A native of Los Angeles, Calif., resides in Salt Lake City, Utah, with his wife, Lee Ann.



SHAUN COLE

COORDINATOR, PLAYER DEVELOPMENT

- Shaun Cole enters his first season with the Padres after joining the organization in September 2015.
- Prior to joining San Diego, previously served as director of the 18U National Team for Team USA, winning a World Championship gold medal last season as well as a Pan American gold medal in 2014...had been named to the position in June 2014.

• Prior to joining Team USA he worked at the University of Arizona, where he was named the 2012 Collegiate Baseball National Pitching Coach of the Year as the Wildcats won their fourth NCAA Division I Baseball Championship that season.

• Also served in baseball operations for the Tacoma Rainiers as well as pitching coach and recruiting coordinator for Edmonds Community College in Lynnwood, Wash when the school won a NWAACC JC Championship in 2008.

• Graduated from William Penn University in Oskaloosa, Iowa...played baseball at both Pierce College

as well as William Penn...earned a master's degree from the University of Washington in Education.

• Resides in Phoenix, Ariz. with his wife, Jackie.



DAVE BINGHAM

INSTRUCTOR, PLAYER DEVELOPMENT

- Dave Bingham enters his first season with the Padres organization, joining San Diego after spending the previous six seasons with the University of Nebraska.
- With Nebraska, served as the Huskers' defensive coordinator, overseeing team defense and working with the team's infielders...brought to Nebraska to serve as pitching coach and did so for two years before taking on other duties...also handled opponent scouting and served as the program's recruiting coordinator.
- Spent 28 seasons as a coach in the collegiate ranks...prior to joining Nebraska in August 2005 had served as head coach with Emporia State from 1974-87 and Kansas from 1988-95...also ran the Dave Bingham Baseball Academy for a decade before joining Nebraska, one of the top instructional schools in the Midwest...led Kansas to its first two NCAA Regional appearances in program history, culminating with the school's first College World Series appearance in 1993...also served as pitching coach for the University of New Mexico in 2004.
- Inducted into the NAIA Hall of Fame in January 2009...served as an assistant coach on the U.S. Olympic team that won a silver medal in 1984 and a gold medal in 1988...overall coached on eight international squads that won three gold medals, two silver medals and one bronze medal.
- Has also been honored with induction into the Kansas Baseball Hall of Fame (2011), Emporia State Hall of Honor and the University of Kansas Athletic Hall of Fame.
- Played collegiately at Arizona and Emporia State before playing professional with the Washington Senators organization in the early 1970's...earned his bachelor's degree in 1972 and his master's degree in 1973 at Emporia State.
- He and his wife, Janet, have two children, Brianna and Brandon, and three grandchildren.



JOHN NESTER

CATCHING INSTRUCTOR

- John Nester rejoins the Padres organization as catching instructor for the 2016 season, his first season serving in a coaching capacity.
- Played professionally for six total seasons including four with the Oakland Athletics (2010-12) and Padres (2014) organizations as well as two seasons (2013 and 2015) in the independent leagues.
- Played the 2015 season with the Wichita Wingnuts under current Padres infield coordinator Kevin Hooper.
- Attended Clemson University...originally signed by Oakland as a 39th-round selection.
- Resides in Lyman, S.C. with his wife, Hannah.



JASON AMOROSO

DIRECTOR, PROFESSIONAL DEVELOPMENT

- Jason Amoroso enters his second season with the Padres, serving as Director of Professional Development.
- Amoroso brings a career of experience as an international executive coach...began his career with the Los Angeles Dodgers, working in baseball operations and then as Associate Counsel from 2005-07.
- While at the Dodgers, he obtained his M.A. in Spiritual Psychology...after leaving the Dodgers, he received a certificate in the Inquiry Coaching Method and wrote the Athlete Transition Guide to support athletes and their families with the mental and emotional challenges in finding new purpose in life after the game.
- His clients have included professional and Olympic athletes, entrepreneurs, attorneys, artists, husbands and fathers.
- Amoroso earned his B.A. in Labor Relations from Cornell University as well as his J.D. from Pepperdine University in dispute resolution from Pepperdine's Straus Institute and is a California licensed attorney...he resides in Los Angeles, Calif. with his wife and four sons.



JORDAN WOLF

STRENGTH & CONDITIONING COORDINATOR

- Jordan Wolf returns for his fourth season with the Padres...joined the organization in 2013 as strength and conditioning coordinator.
- Previously served as a minor league strength and conditioning coach with the Arizona Diamondbacks from 2009-12.
- A graduate of Arizona State University with a degree in Kinesiology, he is also a registered strength and conditioning coach (RSCC) and licensed massage therapist (LMT).
- A native of Chandler, Ariz., he now resides in Phoenix, Ariz.



JOJO TARANTINO

MEDICAL COORDINATOR

- JoJo Tarantino enters his 13th year in the Padres organization, his sixth as the medical coordinator after being promoted to the post following the 2010 season.
- Spent 2009-10 as the athletic trainer for Double-A San Antonio...also spent three seasons as Single-A Fort Wayne's athletic trainer from 2006-08.
- Began his professional career as an athletic trainer for San Diego's Single-A Eugene club in 2004 and remained in that capacity through 2005.
- Was a Padres bat boy from 1995-2000 before working as a clubhouse assistant for two seasons (2001-02).
- Graduated from San Diego State University in 2003 with a Bachelor's degree in kinesiology, with an emphasis on athletic training...a San Diego native, he is also a graduate of Mission Bay High School (1996).
- Born November 20, 1978, Tarantino resides in Peoria, Ariz., with his wife, Melissa, and sons: Anthony, Chase and Alex.



RYAN BITZEL

REHABILITATION COORDINATOR

- Ryan Bitzel returns for his sixth season with the Padres organization after being named rehabilitation coordinator in the offseason of 2010.
- Previously worked with the Boston Red Sox minor league affiliate Greenville Drive as their consultant therapist.
- Served as an intern with the Houston Astros in 2003.
- Originally from Canton, Ohio, Bitzel received his physical therapy degree from Walsh University in Ohio.



CÉSAR RIZIK

MANAGER, INTERNATIONAL OPERATIONS

- César Rizik enters his 11th season with the Padres, and second as manager, international operations... joined the organization in September of 2005 as administrator, Dominican Republic operations.
- Prior to joining the San Diego organization, served as operations analyst in the Commissioner's Office in 2004-05, working with Major League teams operating in the Dominican Republic and Venezuela.
- Earned a degree in business administration from the Pontifical University Catholic "Madre y Maestra" in 2003 and earned a Master's in corporate finance in 2005.
- Born December 20, 1979, he resides in Santo Domingo, Dominican Republic, with his wife, Anastassia, and two sons: Nick and Alex.



ZACH NELSON

MINOR LEAGUE EQUIPMENT MANAGER

- Zach Nelson enters his eighth season with the Padres since joining the club in May of 2009.
- Prior to joining San Diego, had spent the previous six seasons as the visiting clubhouse assistant for the Colorado Rockies.
- Began his work in baseball when he was a child as a bat boy for the Triple-A Denver Zephyrs.
- Attended Regis University and Metro State College in Denver...graduated from Arvada West High School in Arvada, Co., in 2000.
- Born December 29, 1981 in Denver, Co., Nelson had spent his entire life in Colorado until relocating to Peoria, Ariz. when he joined the Padres.



Ben Sestanovich

Assistant Director, Player Development



Todd Stephenson

Manager, Minor Leagues/Peoria



Daniel Cepin

Coordinator, International Player Dev.

SCOUTING & PLAYER DEVELOPMENT

SCOUTING STAFF

Vice President, Scouting Operations.....	Don Welke
Director, Scouting	Mark Conner
Director, International Scouting	Chris Kemp
Director, Pro Scouting.....	Pete DeYoung
Assistant to the Director of Scouting	Eddie Ciafardini
Manager, Scouting and Player Development Video Operations	Matt Simonetti
Coordinator, Amateur Scouting and Baseball Operations	Layne Gross



MARK CONNER

DIRECTOR, SCOUTING

- Mark Conner enters his seventh season with the Padres organization and his second as director of scouting after being named to the position on November 10, 2014.
- First joined the Padres as an amateur scout in 2010 and was promoted to northeast regional supervisor prior to the 2014 season.
- Received the Padres' Denny Galehouse Scout of the Year Award in 2010, awarded for his thoroughness and diligence in covering his territory and exhausting all resources to gather information about players being scouted.
- Prior to joining San Diego, Conner served as pitching coach at the University of South Carolina, Aiken for five seasons (2005-09), where he helped guide the Pacers to a school-record 47 wins in 2008.
- Before his time at USCA, he served as an assistant coach at the nationally-ranked Indian Hills

Community College (Iowa), where he worked with pitchers and catchers.

- Also served as an assistant coach and recruiting coordinator for Cumberland University (Tenn.) for four seasons before joining Indian Hills...played catcher during his college years at Cumberland, where he was a member of four conference championships (1996-99), and appeared in three NAIA World Series... earned both his Bachelors of Arts (1999) and Masters of Arts (2002) degrees in Education.
- A native of Cleveland, Ohio, he and his wife, Jennifer, have one daughter, Claire.



CHRIS KEMP

DIRECTOR, INTERNATIONAL SCOUTING

- Chris Kemp enters his second season with the Padres organization and his second as director of international scouting after being named to the position on October 4, 2014.
- Prior to joining the Padres, Kemp spent the previous five seasons (2010-14) as a scout for the Texas Rangers, covering North Carolina, South Carolina and Eastern Tennessee.
- Spent the 2008-09 seasons as an assistant coach at Spartanburg Methodist College, helping guide the Pioneers to the JUCO World Series in 2009.
- Signed with the Texas Rangers as an undrafted free agent in 2006 and played two professional seasons, hitting .243 with 15 doubles, nine home runs and 51 RBI in 115 games. 0
- Graduated and played collegiately at the University of Tennessee, where he majored in psychology.
- A native of Stone Mountain, GA, he was born August 24, 1983.



PETE DEYOUNG

DIRECTOR, PROFESSIONAL SCOUTING

- Pete DeYoung enters his 11th season in the Padres organization and his first as the director of professional scouting after being promoted to the position in July 2015.
- Joined the Padres organization as a baseball operations intern during the 2005 season, mainly handling the advance scouting duties for the club...spent the 2006-07 seasons as an amateur scout for the Southeast region...spent three seasons as the club's assistant scouting director from 2008-10.
- During the 2010 season, also served as the West Coast Regional Supervisor, a position he served exclusively in for the previous five seasons (2011-15), before being promoted to his current position.
- An infielder, he played five years (2000-04) in the Independent Northern League with the Adirondack Lumberjacks, New Jersey Jackals, Joliet Jackhammers and the Gary Southshore RailCats...won Northern League titles in 2000 with Adirondack and 2001 with New Jersey...invited to minor league Spring Training with the St. Louis Cardinals in 2000 and the Atlanta Braves in 2001.

- A native of Chicago, he graduated from Brown University where he was a two-time First-Team All-Ivy League performer (1998-99) and a three-time academic All-Ivy.

- Born April 5, 1976, he resides in Carlsbad, Calif. with his wife, Mariel, and their two daughters, Addison and Amelia.



Eddie Ciafardini

Assistant to Director of Scouting



Matt Simonetti

Manager, Scouting & Player Dev.
Video Operations



Layne Gross

Coordinator, Amateur Scouting &
Baseball Operations



PROFESSIONAL SCOUTS

Keith Boeck	Professional Scout
Chris Bourjos	Professional Scout
Jim Elliott	Professional Scout
Spencer Graham	Professional Scout
Al Hargeshimer	Professional Scout
Tim Holt	Professional Scout
Steve Lyons	Special Assignment Scout
Mark Merila	Professional Scout
Dominic Scavone	Professional Scout
Duane Shaffer	Professional Scout
Tyler Tufts	Professional Scout
Mike Venafo	Professional Scout
Cory Wade	Professional Scout

NATIONAL CROSSCHECKER

Kurt Kemp	National Crosschecker
-----------	-----------------------

REGIONAL SUPERVISORS

Yancy Ayres	Central
Josh Emmerick	West Coast
Chip Lawrence	Southeast / International
Andrew Salvo	Northeast

AMATEUR SCOUTS AND TERRITORIES

Stephen Baker	LA, South Texas
Doug Banks	AZ, CO, NM, UT and Las Vegas, NV
Justin Baughman	AK, HI, ID, MT, OR, WA, WY
Willie Bosque	East Florida, Puerto Rico
Nick Brannon	NC, SC / Amateur Crosschecker
Troy Hoerner	IA, IL, MN, MO, WI
Dustin Johnson	DC, DE, MD, PA, VA, WV
Chris Kelly	West Florida / Amateur Crosschecker
Nick Long	Southern California
Matt Maloney	IN, KY, MI, OH
Steve Moritz	AL, MS, Florida Panhandle, Memphis, TN
Sam Ray	Northern California, NV
Willie Ronda	Puerto Rico
Matt Schaffner	North Texas, LA
Michael Silva	AR, KS, ND, NE, OK, SD
Jeff Stevens	Los Angeles, CA
John Stewart	CT, MA, ME, NH, NJ, NY, RI, VT
Tyler Stubblefield	GA, TN
Murray Zuk	Canada

INTERNATIONAL SCOUTING SUPERVISORS

Trevor Schumm	Supervisor, International
Felix Feliz	Coordinator, Latin American Scouting
Yfrain Linares	Supervisor, Venezuela

INTERNATIONAL SCOUTS

Antonio Alejos	Venezuela	Bill McLaughlin	Mexico & Nicaragua
Andres Cabadias	Columbia	Ricardo Montenegro	Panama
Milton Croes	Aruba	Hoon Namgung	Korea and Taiwan
Emenejildo Diaz	Dominican Republic	Luis Prieto	Venezuela
Alvin Duran	Dominican Republic	Ysrael Rojas	Dominican Republic
Jhonattan Feliz	Dominican Republic	Jose Salado	Dominican Republic
Martin Jose	Dominican Republic	Damian Shanahan	Australia
Victor Magdaleno	Venezuela		

SCOUTING & PLAYER DEVELOPMENT

SPECIAL ASSIGNMENT SCOUT



Steve Lyons

PROFESSIONAL SCOUTS



Keith Boeck



Chris Bourjos



Jim Elliott



Spencer Graham



Al Hargesheimer



Tim Holt



Mark Merila



Dominic Scavone



Duane Shaffer



Tyler Tufts



Mike Venafrro



Cory Wade



NATIONAL CROSSCHECKER



Kurt Kemp

REGIONAL SUPERVISORS



Yancy Ayres



Josh Emmerick



Chip Lawrence



Andrew Salvo

AMATEUR SCOUTS



Stephen Baker



Doug Banks



Justin Baughman



Willie Bosque



Nick Brannon



Troy Hoerner



Dustin Johnson



Chris Kelly



Nick Long



Matt Maloney



Steve Mortiz



Sam Ray



Willie Ronda



Matt Schaffner



Michael Silva



Jeff Stevens



John Stewart



Tyler Stubblefield



Murray Zuk

SCOUTING & PLAYER DEVELOPMENT

INTERNATIONAL SCOUTING SUPERVISORS



Felix Feliz



Yfrain Linares



Trevor Schumm

INTERNATIONAL SCOUTS



Antonio Alejos



Andres Cabadias



Milton Croes



Emenejildo Diaz



Alvin Duran



Martin Jose



Victor Magdaleno



Ricardo Montenegro



Luis Prieto



Ysrael Rojas



Jose Salado



Damian Shanahan

INTERNATIONAL SCOUTS - NOT PICTURED

Jhonathan Feliz

Bill McLaughlin

Hoon Namgung



2015 AWARD WINNERS

PLAYERS OF THE YEAR

Outfielder Nick Torres was named the Padres' Minor League Player of the Year for the 2015 season.

- Torres, 22, hit a combined .305 (152-for-499) with 44 doubles, four triples, five home runs, 70 RBI and 66 runs scored in 129 total games played between Single-A Fort Wayne and Single-A Lake Elsinore.
- The Lakewood, Calif. native began the year with Fort Wayne and hit .326 (94-for-288) with 29 doubles, two triples, two home runs, 40 RBI and 45 runs scored in 77 games for the TinCaps, earning Midwest League Mid-Season and Post-Season honors.
- Promoted to Lake Elsinore in July and hit .275 (58-for-211) with 15 doubles, two triples, three home runs, 30 RBI and 21 runs scored in 52 games played for the Storm.

PITCHER OF THE YEAR

Right-handed pitcher Colin Rea was named Padres' Minor League Pitcher of the Year after going a combined 5-4 with a 1.95 ERA (22 ER, 101.2 IP) and 80 strikeouts against 23 walks while allowing a .210 opponents average over 18 starts between Double-A San Antonio and Triple-A El Paso before earning his Major League debut.

- Selected by San Diego on August 11 and made his Major League debut with a start that day against the Cincinnati Reds at Petco Park, earning his first career victory after working 5.0 innings and allowing three runs.
- Made six starts total, going 2-2 with a 4.26 ERA (15 ER, 31.2 IP) and 26 strikeouts against 11 walks.
- Named a Texas League Mid-Season All-Star for the Missions, going 3-2 with a 1.08 ERA (9 ER, 75.0 IP) in 12 starts total for San Antonio.
- Named to the United States roster for the 2015 All-Star Futures Game and 0.2 scoreless innings to close out the 10-1 win for the U.S. squad.

JACK KROL AWARD

Anthony Contreras was the 2015 recipient of the Jack Krol Award for contributions to player development.

- With Short-Season Tri-City in 2015, helped guide the Dust Devils to a 42-34 overall record and a first half division championship in the club's first season as a Padre affiliate.
- The Dust Devils earned a trip to the Northwest League Championship Series.
- Will be the Manager for Single-A Fort Wayne in 2016.

AWARD WINNERS

PLAYERS OF THE YEAR

1993	Homer Bush
1994	Raul Casanova
1995	Derrek Lee
1996	Derrek Lee
1997	Mike Darr
1998	George Arias
1999	Sean Burroughs
2000	Mike Darr/Jeremy Owens
2001	Xavier Nady
2002	Josh Barfield/Jon Knott
2003	Josh Barfield
2004	Paul McNulty
2005	Ben Johnson
2006	Will Venable
2007	Chase Headley
2008	Kyle Blanks
2009	James Darnell
2010	Jason Hagerty/Luis Martinez/Jeddy Valdez
2011	Jedd Gyorko/Rico Noel/Rymer Liriano
2012	Jedd Gyorko/Rico Noel/Rico Noel
2013	Tommy Medica/Austin Hedges/Travis Jankowski
2014	Fernando Perez/Trea Turner/Mallex Smith
2015	Nick Torres

PITCHER OF THE YEAR

1993	Bryce Florie
1994	Glenn Dishman
1995	Heath Murray
1996	Shane Dennis
1997	Matt Clement
1998	Harry Hammond, Jr.
1999	Ricky Guttormson
2000	Brian Lawrence/Jake Peavy
2001	Dennis Tankersley
2002	Justin Germano
2003	Gabe Ribas
2004	Tim Stauffer/Brad Baker
2005	Jared Wells
2006	Mike Ekstrom
2007	Josh Geer
2008	Jeremy Hefner
2009	Simon Castro
2010	Brad Brach
2011	Keyvius Sampson
2012	Matt Wisler
2013	Matt Wisler
2014	James Needy
2015	Colin Rea

JACK KROL AWARD

1995	Jim Daniel
1996	Jerry Royster
1997	Tony Franklin
1998	Darrel Akerfelds
1999	Don Werner
2000	Craig Colbert/Darren Balsley
2001	Craig Colbert
2002	George Hendrick
2003	Gary Jones
2004	Gary Jones
2005	Rick Renteria
2006	Carlos Lezcano
2007	Randy Ready
2008	Steve Webber
2009	Doug Dasenczo
2010	Gary Jones
2011	Tom Tornincasa
2012	Nelson Cruz
2013	Rich Dauer
2014	Michael Collins
2015	Anthony Contreras

SCOUT OF THE YEAR

1994	Pat Murtaugh
1995	Al Hargersheimer
1996	Donny Lyle
1997	Ken Bracey
1998	Mark Wasinger
1999	Jim Dreyer
2000	Tim McWilliam
2001	Van Smith
2002	Mike Rikard
2003	Ben McLure
2004	Lane Decker
2005	Joe Bochy
2006	Ash Lawson
2007	Scott Littlefield
2008	Dave Lottsfeldt
2009	Bob Filotei
2010	Mark Conner
2011	Tim Holt
2012	Willie Bosque
2013	Andrew Salvo
2014	Brent Mayne

SCOUTING & PLAYER DEVELOPMENT

2015 LEAGUE AWARD WINNERS

PACIFIC COAST LEAGUE

ROOKIE OF THE YEAR
Alex Dickerson

ALL-PCL TEAM
Alex Dickerson & Jon Edwards

SPORTS TURF MANAGER OF THE YEAR
Andy Beggs

TEXAS LEAGUE

EXECUTIVE OF THE YEAR
David S.L. Gasaway (General Manager)

CALIFORNIA LEAGUE

MINOR LEAGUE EXECUTIVE OF THE YEAR
Dave Oster

EXCELLENCE IN MARKETING AND PROMOTIONS
Lake Elsinore Storm

MIDWEST LEAGUE

EXECUTIVE OF THE YEAR
Mike Nutter (General Manager)

GROUND'S CREW OF THE YEAR
Fort Wayne TinCaps

2015 MINOR LEAGUE ALL-STARS

ALL-STAR FUTURES GAME

JULY 14, 2015
Great American Ball Park, Cincinnati
RHP Colin Rea (US)

TRIPLE-A

PACIFIC COAST LEAGUE ALL-STAR GAME
INF Cody Decker*

*Also Participated in the Home Run Derby

DOUBLE-A

TEXAS LEAGUE ALL-STAR GAME
RHP Tayron Guerrero
RHP Justin Hancock
RHP Colin Rea
SS Trea Turner
OF Travis Jankowski**
** Starter

SINGLE-A

CALIFORNIA-CAROLINA LEAGUE
ALL-STAR GAME
RHP Eric Yardley

MIDWEST LEAGUE ALL-STAR GAME
OF Nick Torres
LHP Thomas Dorminy

MIDWEST LEAGUE
POST-SEASON ALL-STAR TEAM
OF Nick Torres

SHORT-SEASON

NORTHWEST LEAGUE ALL-STAR GAME
LHP Elvin Liriano
INF Peter Van Gansen***
OF Jose Carlos Urena

NORTHWEST LEAGUE
POST-SEASON ALL-STAR TEAM
OF Jose Carlos Urena

*** All-Star Game MVP

2015 ORGANIZATIONAL LEADERS

BATTING

PLAYER	AVG	G	AB	R	H	HR	RBI
Jankowski, Travis	.335	97	379	69	127	1	25
Pena, Ramiro	.308	111	399	68	123	4	57
Dickerson, Alex	.307	125	459	82	141	12	71
Torres, Nick	.305	129	499	66	152	5	70
Asencio, Yeison	.301	126	482	48	145	13	74
Goebbert, Jake	.294	122	354	52	104	10	62
France, Ty	.294	66	235	36	69	1	36
Liriano, Rymer	.292	131	472	85	138	14	64
Giron, Ruddy	.285	96	386	58	110	9	49
Martinez, Alberth	.276	129	479	58	132	11	56

PLAYER	HR
Decker, Cody	21
Renfroe, Hunter	20
Quintana, Gabriel	16
Three Players Tied	14

PLAYER	RBI
Renfroe, Hunter	78
Decker, Cody	75
Asencio, Yeison	74
Jones, Duanel	74
Dickerson, Alex	71

PLAYER	SB
Jankowski, Travis	32
Bousfield, Auston	23
Cordero, Franchy	22
Gettys, Michael	20

CLUB	AVG.	AB	R	H	HR	SB
El Paso	.281	5004	765	1406	114	95
Fort Wayne	.258	4607	569	1189	65	119
San Antonio	.255	4718	553	1204	84	75
Tri-City	.249	2530	390	631	28	83
Lake Elsinore	.246	4810	603	1182	97	83
AZL Padres	.242	1888	229	457	20	57

PITCHING

PITCHER	W-L	ERA	IP	H	BB	SO
Ramirez, Emmanuel	6-3	2.06	65.2	49	15	62
Dorminy, Thomas	11-7	2.94	141.0	125	48	108
Smith, Chris	5-7	3.40	137.2	126	44	132
Hancock, Justin	8-6	3.51	130.2	142	53	97
McCutchen, Daniel	9-8	3.60	132.1	128	28	86
Castillo, Jose	4-2	3.74	79.1	79	32	51
Herrera, Ronald	8-7	4.08	145.2	148	42	104
Lockett, Walker	4-4	4.14	87.0	89	20	70
Montas, Ernesto	12-9	4.16	142.2	176	28	71
Lloyd, Kyle	7-11	4.72	137.1	139	41	139

PITCHER	W
Montas, Ernesto	12
Dorminy, Thomas	11
Needy, James	11
Lane, Jason	10

PITCHER	SV
Blueberg, Colby	21
Yardley, Eric	16
Jackson, Jay	15
Guerrero, Tayron	14
Brasoban, Jimmy	10

PITCHER	SO
Lloyd, Kyle	139
Smith, Chris	132
De Paula, Rafael	129
Lamet, Dinelson	120
Dorminy, Thomas	108

CLUB	W-L	ERA	H	SHO	SV	BB	SO
Fort Wayne	77-61	3.35	1136	12	41	419	967
Tri-City	42-34	3.56	592	4	17	227	675
San Antonio	60-80	3.86	1209	11	33	469	967
El Paso	78-66	4.57	1361	2	42	450	1070
AZL Padres	23-33	4.63	525	1	16	180	454
Lake Elsinore	50-90	5.21	1480	3	28	475	1095



EL PASO CHIHUAHUAS



PACIFIC COAST LEAGUE (TRIPLE-A)

OWNER: MountainStar Sports Group
PRESIDENT: Alan Ledford
P.R. CONTACT: Tim Hagerty
PHONE/FAX: 915-533-2273 / 915-242-2031
WEBSITE: www.epchihuahuas.com
2015 RECORD: 78-66 (.542)
2015 FINISH: 1st, PCL Pacific Southern
PADRES AFFILIATE SINCE: 2014

PACIFIC SOUTHERN DIVISION

BALLPARK INFO:
 Southwest University Park
 Built in 2014 ~ Capacity 8,100
 One Ballpark Way
 El Paso, TX 79901

AWARDS, HIGHLIGHTS & RANKINGS

- El Paso clinched the Pacific Coast League Pacific Southern Division title and made their first playoff appearances in the club's brief two year history, finishing 1.0 game ahead of second-place Las Vegas (NYM).
- The Chihuahuas were the first Padres Triple-A affiliate to make the playoffs since the Portland Beavers did so during the 2004 season...lost to Fresno (HOU) in the opening round of the PCL Playoffs, three games to one.
- Between the regular season and postseason, the Chihuahuas won 79 games, the most by a Padres' Triple-A affiliate since the 2004 Portland Beavers won 84 games.
- El Paso set a franchise record and ranked third in the PCL with 578,952 in attendance at Southwest University Park.
- OF Alex Dickerson and RHP Jon Edwards were named to the 2015 All-PCL Team, as elected by the league's field managers and media representatives...Dickerson was also named the PCL Rookie of the Year.
- INF Cody Decker was named to the PCL All-Star Game as the starting designated hitter and participated in the home run derby...RHP Colin Rea participated in the SiriusXM Futures Game at Great American Ball Park in Cincinnati, the first Chihuahuas player to ever appear in the game.
- Chihuahuas head groundskeeper Andy Beggs was named the Pacific Coast League's 2015 Sports Turf Manager of the Year

NOTABLE RANKINGS

- El Paso's offense was the best in the Padres minor league system, leading the way in batting average (.281), runs scored (765), hits (1,406) and home runs (114).
- Alex Dickerson finished the season ranked sixth in the PCL in doubles (36) and runs (82), seventh in hits (141), ninth in total bases (231) and 10th in OPS (.877).
- Rymer Liriano ranked third in runs scored (85) and fourth in walks (64)...INF Ramiro Pena finished the season ranked 10th in the league in batting average (.308)... INF Cody Decker ranked 10th in the league in home runs (21).
- Jon Edwards, who was acquired by the Padres in August in the deal that sent Will Venable to Texas, finished the season tied for the league lead with 23 saves.

2015 EL PASO CHIHUAHUAS BATTING STATISTICS

PLAYER	AVG	G	AB	R	H	2B	3B	HR	RBI	BB	IBB	SO	SB	CS	OBP	SLG	OPS	SF	SAC	HP	GDP	E
Almonte, Abraham	.275	61	244	43	67	18	2	4	35	33	1	46	11	4	.361	.414	.775	0	5	0	5	5
Alonso, Yonder	.231	4	13	3	3	1	0	0	2	4	0	3	0	0	.412	.308	.719	0	0	0	0	0
Decker, Cody	.252	120	373	52	94	23	1	21	75	42	0	107	1	0	.335	.488	.823	1	0	5	11	15
Dickerson, Alex	.307	125	459	82	141	36	9	12	71	45	2	96	4	0	.374	.503	.877	7	0	8	9	5
Federowicz, Tim	.179	22	78	11	14	4	0	3	6	5	0	19	0	0	.229	.346	.575	0	0	0	4	1
Gale, Rocky	.307	102	322	34	99	16	4	1	39	17	2	59	1	1	.349	.391	.740	3	4	5	10	6
Goebbert, Jake	.294	122	354	52	104	20	3	10	62	57	2	70	4	4	.392	.452	.844	6	0	4	5	9
Gomez, Hector	.358	29	106	16	38	11	4	3	22	7	2	17	2	0	.400	.623	1.023	1	0	1	3	7
Gonzalez, Benji	.315	17	54	6	17	8	1	0	8	4	0	9	1	0	.362	.500	.862	0	3	0	1	1
Goris, Diego	.350	5	20	2	7	1	0	1	4	1	0	3	0	0	.409	.550	.959	0	0	1	2	0
Gyorko, Jedd	.279	16	61	8	17	1	0	4	9	7	0	11	0	1	.362	.492	.854	0	0	1	3	0
Hagerty, Jason	.292	47	154	24	45	11	0	4	20	17	0	35	1	1	.381	.442	.822	0	0	5	5	3
Hedges, Austin	.324	21	71	12	23	8	0	2	15	8	0	8	1	0	.392	.521	.914	0	0	0	1	2
Jankowski, Travis	.392	24	97	19	38	6	2	0	12	13	0	10	9	3	.464	.495	.959	1	1	1	0	3
Kral, Robert	.241	19	29	4	7	3	1	0	3	2	0	10	0	0	.281	.414	.695	1	0	0	2	0
Lindsey, Taylor	.228	33	92	8	21	3	1	0	7	16	0	18	3	1	.343	.283	.625	0	0	0	3	4
Liriano, Rymer	.292	131	472	85	138	31	3	14	64	64	1	132	18	8	.383	.460	.843	4	1	8	12	7
McCoy, Mike	.218	95	229	34	50	10	1	1	22	36	0	55	9	3	.336	.284	.620	1	4	5	6	9
McElroy, Casey	.275	72	247	47	68	13	4	3	32	19	0	46	2	2	.339	.397	.736	0	2	5	7	8
Medica, Tommy	.259	100	332	47	86	16	2	5	39	23	0	70	5	2	.314	.364	.679	3	0	5	7	3
Middlebrooks, Will	.255	38	153	13	39	5	1	4	19	8	1	35	1	2	.287	.379	.666	3	0	0	1	3
Myers, Wil	.333	3	15	4	5	0	0	1	1	0	0	2	2	0	.333	.533	.867	0	0	0	0	0
Noel, Rico	.242	33	66	11	16	1	1	0	6	9	0	17	10	1	.333	.288	.621	2	2	1	0	0
Pena, Ramiro	.308	111	399	68	123	24	2	4	57	30	2	44	1	4	.352	.409	.761	7	10	1	8	18
Renfroe, Hunter	.333	21	90	15	30	5	2	6	24	4	0	20	1	0	.358	.633	.991	1	0	0	3	3
Spangenberg, Cory	.250	3	12	3	3	0	0	1	3	3	1	3	3	0	.400	.500	.900	0	0	0	1	0
Upton Jr., Melvin	.280	13	50	10	14	2	0	1	6	4	0	12	4	0	.333	.380	.713	0	0	0	1	0
Wallace, Brett	.305	61	239	34	73	13	0	8	37	24	1	56	1	0	.380	.460	.840	2	0	6	9	12
TEAM TOTAL	.281	144	5004	765	1406	297	45	114	715	521	15	1088	95	37	.354	.427	.780	44	53	65	121	138

SCOUTING & PLAYER DEVELOPMENT

2015 EL PASO CHIHUAHUAS PITCHING STATISTICS

PLAYER	W	L	ERA	G	GS	CG	SHO	SV	SVO	IP	H	R	ER	HR	HB	BB	SO	BK	WP	AVG
Campos, Leonel	2	0	2.90	38	0	0	0	1	2	49.2	30	17	16	2	0	21	68	0	8	.169
Cimber, Adam	0	0	3.00	2	0	0	0	0	0	3.0	5	3	1	0	0	1	0	0	0	.333
Decker, Cody	0	0	54.00	1	0	0	0	0	0	0.1	3	2	2	0	0	0	0	0	0	.750
De La Rosa, Eury	0	1	6.50	17	0	0	0	1	2	18.0	32	16	13	3	2	10	15	0	1	.386
Dimock, Michael	1	0	4.17	14	0	0	0	1	1	18.1	13	3	3	3	0	2	23	0	0	.203
Edwards, Jon	0	0	0.00	5	0	0	0	3	3	5.0	3	0	0	0	0	3	7	0	0	.188
Elbert, Scott	0	0	6.52	20	0	0	0	0	1	19.1	20	16	14	0	3	11	23	0	5	.277
Erin, Robbie	7	6	5.60	24	24	1	1	0	0	125.1	151	90	78	7	2	15	17	1	3	.215
Garces, Frank	1	0	2.91	19	0	0	0	3	3	21.2	15	8	6	0	1	11	15	0	4	.178
Guerrero, Tayron	0	0	9.95	11	0	0	0	1	1	13.2	8	6	6	0	1	15	15	0	0	.349
Hancock, Justin	1	0	2.61	2	2	0	0	0	0	10.1	15	3	3	1	0	4	5	0	0	.308
Hershiser, Jordan	0	0	15.00	3	0	0	0	0	0	3.0	4	5	5	2	0	2	3	0	0	.239
Jackson, Jay	3	3	2.54	48	0	0	0	14	17	63.2	56	21	18	2	2	17	70	0	1	.000
Kelley, Shawn	1	0	0.00	2	0	0	0	0	0	3.0	0	0	0	0	0	1	2	0	0	.317
Kelly, Casey	1	2	6.32	4	3	0	0	0	0	15.2	20	11	11	0	2	5	14	0	1	.283
Kohlscheen, Stephen	2	1	6.08	17	0	0	0	0	0	23.2	28	20	16	3	0	7	22	0	0	.314
Lane, Jason	10	10	5.71	28	28	0	0	0	0	164.0	212	117	104	27	4	47	71	0	4	.250
Luebke, Cory	0	0	0.00	1	0	0	0	0	0	1.0	1	0	0	0	0	1	1	0	0	.172
Mateo, Marcos	0	0	6.69	25	0	0	0	9	12	32.0	20	8	6	1	1	12	40	0	2	.197
Mazzoni, Cory	1	3	3.97	26	0	0	0	5	6	34.0	25	17	15	0	0	12	46	1	1	.100
McCozy, Mike	1	0	3.00	3	0	0	0	0	0	3.0	1	1	1	0	0	0	2	0	0	.253
McCutchen, Daniel	9	8	3.60	32	22	0	0	0	0	132.1	128	57	53	15	4	28	86	0	6	.333
Morrow, Brandon	0	0	7.71	1	1	0	0	0	0	2.1	3	2	2	0	0	1	1	0	0	.346
Morrow, Bryce	2	2	5.88	6	6	0	0	0	0	26.0	37	17	12	2	2	8	17	0	0	.335
Needy, James	6	5	7.17	16	16	0	0	0	0	75.1	104	63	60	7	4	30	55	1	2	.300
Northcraft, Aaron	3	4	5.58	19	5	0	0	0	0	40.1	48	27	25	4	2	25	27	0	1	.263
O'Grady, Dennis	1	0	9.00	1	1	0	0	0	0	5.0	5	5	5	2	0	3	2	0	0	.171
Quackenbush, Kevin	1	0	0.77	9	0	0	0	2	2	11.2	6	1	1	0	0	2	14	0	0	.274
Rea, Colin	2	2	4.39	6	6	0	0	0	0	26.2	29	14	13	2	2	12	20	0	0	.293
Reanick, Chris	0	0	5.23	37	0	0	0	0	1	43.0	48	28	25	5	3	30	28	1	2	.429
Rodriguez, Bryan	1	2	9.75	3	2	0	0	0	0	12.0	24	13	13	0	0	4	4	0	0	.307
Segovia, Zack	1	2	7.24	7	6	0	0	0	0	27.1	35	23	22	4	2	10	17	0	1	.251
Smith, Chris	5	7	6.20	22	22	0	0	0	0	127.2	121	54	51	11	2	42	121	0	7	.266
Sullivan, Jerry	6	2	3.32	34	0	0	0	1	3	45.2	47	30	27	3	2	14	43	0	8	.147
Thayer, Dale	2	0	0.93	7	0	0	0	0	0	9.2	5	1	1	1	0	3	10	0	0	.196
Thielbar, Caleb	0	0	0.73	9	0	0	0	0	0	12.1	9	1	1	1	1	5	7	0	0	.254
Vincent, Nick	5	3	3.04	40	0	0	0	1	3	50.1	48	21	17	5	0	15	68	0	0	
Team Total	78	66	4.57	144	144	1	2	42	58	1275.1	1361	721	648	132	45	450	1070	4	64	.274



ROD BARAJAS

MANAGER

- Rod Barajas enters his third season in the Padres organization and his first as the manager of El Paso...began the 2015 season as hitting coach for Single-A Lake Elsinore before taking over as manager in Double-A San Antonio in June.
- Began the 2014 campaign as manager of the organization's Rookie-Level affiliate in Peoria, Ariz., before joining Lake Elsinore as hitting coach in June of that season.
- Joined the Padres organization after a 17-year playing career, including parts of 14 Major League seasons with the Arizona Diamondbacks (1999-2003), Texas Rangers (2004-06), Philadelphia Phillies (2007), Toronto Blue Jays (2008-09), New York Mets (2010), Los Angeles Dodgers (2010-11) and Pittsburgh Pirates (2012).
- The former catcher hit .235 (812-for-3460) with 187 doubles, one triple, 136 home runs, 480 RBI and 396 runs scored in 1,114 games played.

- Originally signed by the Diamondbacks as a minor league free agent in 1996...made his big league debut for the Diamondbacks in 1999 and was a member of the 2001 World Champion team.
- Played for Team Mexico in the 2009 World Baseball Classic.
- While with Toronto, was the Blue Jays' nominee for the 2009 Heart and Hustle Award.
- Graduated from Santa Fe High School (CA) and attended Cerritos Junior College in Norwalk, Calif.
- A native of Ontario, Calif., Barajas was born on September 5, 1975...he and his wife, Stacie, reside in Rancho Santa Fe, Calif., with their eight children: Andrew, Bryce, Rod Jr., Jace, Aunalilia, Aubrielle, Starlette and Emiko.



BRONSWELL PATRICK

PITCHING COACH

- Bronswell Patrick enters his ninth season as a pitching coach in the San Diego system and returns for his third season at the Triple-A level...spent the 2014 season with Single-A Lake Elsinore...spent the 2013 season with Triple-A Tucson after spending the two previous seasons with the Storm...spent the 2010 season with Single-A Fort Wayne.
- In 2014, guided the Lake Elsinore pitching staff to a 4.30 ERA and a 1.37 WHIP, both the second-best marks in the California League
- Made his coaching debut with the Rookie-Level Padres in 2008...his Peoria staff posted Arizona League-lows in walks (146) and home runs allowed (17).
- In 2012, guided the Storm pitching staff that led the CL in ERA (4.31) and WHIP (1.33).
- Selected by Oakland in the 23rd round of the 1988 June Draft...a right-handed pitcher, he was 5-1

- with one save and a 5.04 ERA in 38 games (three starts) over parts of two seasons with Milwaukee (1998) and San Francisco (1999)...following his big league career, pitched in the Mexican League and Korean Professional Baseball League.
- On August 1, 1998, he hit a home run for the Brewers, who switched to the National League that season, becoming the first Brewers pitcher in nearly 40 years to hit a home run.
- Patrick resides in Mission Viejo, Calif. with his wife Marcee, two sons, Tavian and Kilian, and daughter, Jayden.



MORGAN BURKHART

HITTING COACH

- Morgan Burkhart enters his fourth season with the Padres organization and his first with the Triple-A squad after spending last season in Double-A San Antonio...prior joining the Missions in 2015, spent the 2013-14 seasons with Single-A Fort Wayne.
- In 2014, guided the TinCaps bats to the top of the MWL leaderboard in several categories, including: at-bats (4,857), hits (1,277), RBI (622), total bases (1,893) and batting average (.263).
- Prior to joining the Padres, Burkhart spent the previous seven coaching in the Independent Leagues, most recently as manager of the Windy City Thunderbolts of the Frontier League in 2012.
- Began his coaching career as hitting coach for the Calgary Vipers in 2007, continuing in that capacity through 2008 before being named manager of the Vipers for the 2009 season...in his managerial debut season with the Vipers, led the team to a league-best 49-27 record and the Golden Baseball League championship...over three seasons (2009-11) total as manager of Calgary, the club went 155-95.

• Began his professional playing career as an undrafted free agent in the Frontier League in 1995, playing for the Richmond Roosters from 1995-98...was named Most Valuable Player of the league his last three seasons with Richmond from 1996-98...named *Baseball America's* Independent Player of the Year in 1998 after winning the Frontier League triple crown with a .404 average, 36 homers and 98 RBI, with his 36 homers setting a league and modern Independent League record.

- Also set Frontier League records in average, RBI, runs (97), extra-base hits (55), slugging percentage (.557).
- Named the 1999-2000 Mexican League MVP after leading the league in RBI (55), on-base percentage (.461) and slugging percentage (.591).
- Played in parts of three Major League seasons with the Boston Red Sox (2000-01) and Kansas City Royals (2003), hitting .248 (30-for-121) with five home runs, 23 RBI and 20 runs scored in 42 games played.
- A native of St. Louis, Mo., he graduated from Hazelwood West (Mo.) high school in 1990 and attended the University of Central Missouri where he was a member of the 1994 NCAA Division II National Championship team...served as an assistant coach for the University of Central Missouri in 1995.



NATHAN STEWART

ATHLETIC TRAINER

- Nathan Stewart enters his 11th season in the Padres organization and fourth with the club's Triple-A affiliate after spending the previous two in the same capacity with Double-A San Antonio.
- Also served as athletic trainer for Single-A Fort Wayne in 2010.
- Joined the Padres organization with Single-A Eugene in 2006...spent one year as a high school health teacher and athletic trainer prior to joining the Emeralds.
- Earned his degree in kinesiology from Arizona State University in 2002.
- Born October 27, 1979, Stewart resides in Goodyear, Ariz.



ISAK YOON

ASSISTANT ATHLETIC TRAINER

- Isak Yoon returns for his fifth season in the Padres organization and fourth with the club's Triple-A affiliate after joining as athletic trainer with Single-A Fort Wayne in 2012.
- Previously worked as an assistant athletic trainer at Concordia University in Irvine, Calif., working with the men's soccer and women's softball teams.
- Earned his Master's from Azusa Pacific University (APU) in 2010...also worked at APU as a graduate assistant athletic trainer with baseball, women's volleyball and men & women's tennis teams.
- Earned his undergraduate degree from San Diego State University in 2008.
- Born June 15, 1984, Isak is a native of Los Angeles where he still resides.



A.J. Russell
Strength Coach

SCOUTING & PLAYER DEVELOPMENT

SAN ANTONIO MISSIONS



TEXAS LEAGUE (DOUBLE-A)

OWNER: Elmore Sports Group
PRESIDENT: Burl Yarbrough
P.R. CONTACT: Rich Weimert
PHONE/FAX: 210-675-7275 / 210-670-0001
WEBSITE: www.samissions.com
2015 RECORD: 60-80 (.429)
2015 FINISH: 3rd (1st half); 4th (2nd half)
PADRES AFFILIATE SINCE: 2007

SOUTH DIVISION

BALLPARK INFO:
 Nelson W. Wolff Stadium
 Built in 1994 ~ Capacity 6,200+
 5757 Highway 90 West
 San Antonio, TX 78227

AWARDS & HIGHLIGHTS

- RHPs Tayron Guerrero, Justin Hancock and Colin Rea, INF Trea Turner and OF Travis Jankowski were selected to the Texas League South Division Mid-Season All-Star Team
- OF Hunter Renfroe was rated by *Baseball America* as being the 13th-best prospect in the Texas League...Travis Jankowski and Colin Rea were named organizational All-Stars by MLB.com.
- General Manager David Gasaway was named the 2015 Bill Valentine Texas League Executive of the Year.

NOTABLE RANKINGS

- OF Yeyson Asencio ranked sixth in the Texas League with a .301 batting average, fifth with 145 hits, fourth with 74 RBI and tied for fifth with 209 bases...also ranked second in the league in highest plate appearances to strikeouts ratio (12.70).
- Travis Jankowski finished the season tied for fifth in triples (5) and seventh in stolen bases (23)
- Hunter Renfroe ranked tied for 10th in the league with 14 homers.
- RHP Justin Hancock finished the season ranked fifth with a 3.59 ERA (48 ER, 120.1 IP) and 10th with a 1.46 WHIP.
- RHP Bryan Rodriguez finished the season ranked tied for seventh in the league with 23 starts and seventh with 133.2 IP.
- RHP Tayron Guerrero finished fourth with 13 saves...LHP Brandon Alger finished second in the league with 48 appearances.

2015 SAN ANTONIO MISSIONS BATTING STATISTICS

PLAYER	AVG	G	AB	R	H	2B	3B	HR	RBI	BB	IBB	SO	SB	CS	OBP	SLG	OPS	SF	SAC	HP	GDP	E
Asencio, Yeyson	.301	126	482	48	145	23	1	13	74	14	2	40	6	3	.329	.434	.762	4	0	8	13	9
Bousfield, Auston	.247	19	73	6	18	3	0	0	1	8	0	17	1	0	.321	.288	.609	0	0	0	1	1
Bruguera, Rey	.226	26	84	14	19	5	0	1	4	11	0	21	0	1	.316	.321	.637	0	2	0	1	7
Domoromo, Luis	.262	115	408	48	107	14	4	4	32	21	0	92	7	1	.300	.346	.646	2	4	2	2	9
Erickson, Griff	.227	61	198	18	45	11	0	3	21	22	1	37	1	1	.316	.328	.644	1	1	4	6	5
Gaedele, Kyle	.220	37	100	9	22	5	0	1	10	13	0	40	2	0	.325	.300	.625	1	1	3	2	1
Gillies, Tyson	.259	61	162	15	42	6	0	2	19	3	0	44	3	2	.288	.333	.622	1	1	4	7	2
Gonzalez, Benji	.246	49	187	24	46	6	1	1	13	17	0	24	2	2	.307	.305	.612	1	3	0	5	7
Goris, Diego	.253	99	384	38	97	20	1	5	43	12	1	55	2	3	.278	.349	.626	2	2	2	15	11
Hagerty, Jason	.212	40	132	16	28	6	1	3	10	14	0	31	2	0	.286	.341	.627	1	0	0	2	1
Jankowski, Travis	.316	73	282	50	89	11	5	1	13	36	1	40	23	8	.395	.401	.796	0	2	1	4	1
Jones, Duanel	.226	90	319	39	72	10	0	7	38	22	1	65	2	1	.272	.323	.595	5	0	0	8	24
Kral, Robert	.000	6	14	1	0	0	0	0	0	2	0	7	0	0	.125	.000	.125	0	0	0	1	0
Lindsey, Taylor	.171	61	199	21	34	11	0	5	15	23	1	38	1	0	.258	.302	.559	2	0	1	2	13
Martinez, Alberth	.276	129	479	58	132	19	3	11	56	44	1	85	6	4	.341	.397	.738	3	0	5	12	3
McElroy, Casey	.254	61	228	25	58	9	1	3	32	25	3	41	0	2	.340	.342	.682	1	1	5	0	5
Miller, Ryan	.231	4	13	2	3	0	0	0	1	0	0	2	0	0	.231	.231	.462	0	1	0	0	0
Quintana, Gabriel	.308	10	39	11	12	4	0	4	9	0	0	13	0	0	.325	.718	1.043	0	0	1	0	6
Reina, Adolfo	.205	37	117	17	24	2	0	1	6	14	0	28	0	0	.299	.248	.546	1	2	2	3	4
Renfroe, Hunter	.259	112	421	50	109	22	3	14	54	33	1	112	4	1	.313	.425	.738	6	0	3	8	6
Rondon, Jose	.190	28	100	6	19	2	1	0	9	4	0	15	1	3	.219	.230	.449	1	2	0	3	3
Spangenberg, Cory	.192	6	26	3	5	0	1	0	1	1	0	2	1	0	.222	.269	.491	0	0	0	1	0
Turner, Trea	.322	58	227	31	73	13	3	5	35	24	0	48	11	4	.385	.471	.856	1	2	0	5	6
TEAM TOTAL	.255	140	4718	553	1204	203	25	84	497	365	12	918	75	36	.312	.362	.674	33	31	41	101	136



SCOUTING & PLAYER DEVELOPMENT

2015 SAN ANTONIO MISSIONS PITCHING STATISTICS

PLAYER	W	L	ERA	G	GS	CG	SHO	SV	SVO	IP	H	R	ER	HR	HB	BB	SO	BK	WP	AVG
Alger, Brandon	3	6	3.75	48	0	0	0	1	4	60	50	29	25	5	2	39	55	0	4	.233
Butler, Ryan	0	3	4.76	3	3	0	0	0	0	17	16	9	9	0	0	9	7	0	0	.254
Cimber, Adam	4	2	3.05	44	0	0	0	1	3	56	56	21	19	4	0	15	45	0	2	.264
De La Cruz, Luis	1	2	8.55	15	0	0	0	1	2	20	24	20	19	4	1	16	15	0	0	.296
De La Rosa, Eury	2	1	1.27	19	1	0	0	7	9	28.1	16	4	4	1	0	15	29	0	2	.167
Dimock, Michael	2	0	2.38	35	0	0	0	3	4	41.2	37	15	11	3	1	4	47	0	2	.234
Guerrero, Tayron	1	5	2.76	37	0	0	0	13	15	42.1	33	22	13	3	1	20	46	0	4	.205
Hancock, Justin	7	6	3.59	22	22	0	0	0	0	120.1	127	52	48	8	5	49	92	0	10	.277
Hebner, Cody	0	3	5.40	17	0	0	0	1	1	20	9	14	12	1	2	20	16	0	1	.136
Herrera, Ronald	3	1	4.53	8	8	1	1	0	0	43.2	48	25	22	4	3	14	35	1	1	.276
Holland, Samuel	0	0	0.00	1	0	0	0	0	0	0.1	0	0	0	0	0	0	1	0	0	.000
Jackson, Jay	0	1	1.69	6	0	0	0	1	1	10.2	7	2	2	0	0	1	16	0	0	.189
Kelly, Casey	1	8	4.94	27	14	0	0	1	3	82	94	56	45	7	2	34	60	3	3	.284
Kohlscheen, Stephen	5	2	2.70	27	2	0	0	2	4	53.1	53	21	16	2	1	19	41	0	2	.256
Luebke, Cory	0	0	6.00	3	0	0	0	0	0	3	1	2	2	1	1	3	2	0	0	.111
McGrath, Kyle	0	1	18.00	1	0	0	0	0	0	2	5	4	4	0	0	0	1	0	0	.455
Morris, Elliot	5	9	4.87	21	18	0	0	0	0	101.2	113	62	55	6	2	44	72	2	5	.280
Morrow, Brandon	0	0	4.05	2	2	0	0	0	0	6.2	10	3	3	0	0	2	3	0	0	.385
Morrow, Bryce	5	3	4.01	13	5	0	0	0	0	49.1	48	24	22	4	2	16	34	0	0	.254
Needy, James	5	1	3.44	8	8	1	0	0	0	55	45	24	21	7	1	16	40	0	2	.223
Northcraft, Aaron	1	2	2.93	20	2	0	0	0	1	43	34	15	14	2	3	15	32	0	4	.214
Nunn, Chris	1	0	8.64	7	0	0	0	0	0	8.1	9	8	8	2	0	8	8	0	1	.273
O'Grady, Dennis	3	5	5.42	33	13	0	0	0	0	91.1	110	66	55	9	1	42	70	0	3	.298
Rea, Colin	3	2	1.08	12	12	0	0	0	0	75	50	15	9	1	1	11	60	0	1	.185
Rearick, Chris	0	0	0.00	5	0	0	0	2	2	6	5	0	0	0	0	1	9	0	1	.217
Reyes, Genison	0	1	0.00	8	0	0	0	0	0	11.1	6	3	0	0	0	7	13	0	1	.150
Rodriguez, Bryan	6	14	4.44	24	23	1	0	0	0	133.2	165	76	66	8	3	37	83	1	8	.301
Segovia, Zack	2	0	6.10	4	4	0	0	0	0	20.2	20	14	14	2	1	7	22	0	1	.250
Smith, Chris	0	0	0.90	2	2	0	0	0	0	10	5	1	1	0	0	2	11	0	0	.152
Thayer, Dale	0	1	27.00	1	1	0	0	0	0	1	3	3	3	1	0	0	0	0	0	.500
Yardley, Eric	0	1	5.14	5	0	0	0	0	0	7	10	4	4	2	0	2	1	0	0	.385
Team Total	60	80	3.86	140	140	3	11	33	49	1220.2	1209	614	524	87	33	469	967	7	59	.258



PHILLIP WELLMAN

MANAGER

- Phillip Wellman joins the Padres organization as manager of Double-A San Antonio in 2016, in what will be his 28th season as a coach and 17th as a minor league manager.
- Prior to joining San Diego, served as manager of Double-A Arkansas in the Los Angeles Angels organization in 2014...served the 2011-13 seasons as hitting coach for Double-A Springfield in the St. Louis organization, where he tutored back-to-back Texas League MVPs in 2011 (Matt Adams) and 2012 (Oscar Taveras).
- From 2007-10, Wellman managed Double-A Mississippi in Atlanta's organization, going 268-285 (.485)...was named Southern League Manager of the Year in 2008 after leading Mississippi to the league title...served as hitting coach for Mississippi in 2006 before taking over as manager...also served as

hitting coach for Greenville from 2004-05 before joining Mississippi.

- Began his coaching career in 1988 as a hitting instructor for the Pulaski Braves of the Appalachian League.
- Played four years of minor league baseball with the Braves, Twins and Pirates organizations...a career .250 hitter, he had his best season in 1985 for the Single-A Sumter Braves, collecting 21 home runs and 78 RBI that year.
- Attended Sam Houston State and Southwestern University...he and his wife, Montee, have two children, Britnee and Brett.



JOHNNY WASHINGTON

HITTING COACH

- Johnny Washington enters his first season with the Padres organization, serving as hitting coach for Double-A San Antonio in 2016.
- The 2016 season will be his eighth season as a minor league coach...prior to joining San Diego he spent the previous eight seasons in the Los Angeles Dodgers organization, with the last seven in a coaching capacity...served the 2015 season as hitting coach for Triple-A Oklahoma City.
- Enjoyed a seven-year professional career as an infielder in the Texas Rangers (2003-06) and Dodgers (2008-09) organizations, in addition to three seasons of independent league baseball...retired as a player early in the 2009 season and immediately joined the coaching ranks as hitting coach for Rookie-Level Ogden.

- After serving three seasons (2009-11) as hitting coach with Ogden, Washington served as a coach at Camelback Ranch in 2012 and as hitting coach for Single-A Rancho Cucamonga in 2013...in 2014 he served as hitting coach for Single-A Great Lakes.
- Originally signed by the Texas Rangers as a 27th-round selection in the 2003 First-Year Player Draft out of Mount San Jacinto (CA) Junior College.
- Originally from Compton, Calif., he and his wife, Patrice, have three children, Jaya and twins Jayce and Jaymie.



JIMMY JONES

PITCHING COACH

- Jimmy Jones enters his eighth season as a pitching coach in the Padres organization and sixth straight at Double-A San Antonio after serving in the same capacity for two seasons in Peoria.
- In 2015 he was honored with the Mike Coolbaugh Texas League Coach of the Year award.
- Served as bullpen coach for the Major League club for parts of the 2012 season.
- Helped lead the Missions pitching staff to the best ERA in the Texas League in both 2013 and 2014, posting a Texas League-best 3.19 ERA in 2013 en route to the club's 13th Texas League title and a 3.36 ERA in 2014.
- Was head coach of the high school team at Coram Deo Academy in Flower Mound, Texas, from 2001-08...also served as a private instructor to both individuals and teams in Texas from 2003-08.
- Selected by San Diego in the first round (third overall) of the 1982 June Draft...went 43-39 with a 4.46 ERA in 153 games (118 starts) over parts of eight Major League seasons with the Padres (1986-88), New York Yankees (1989-90), Houston Astros (1991-92) and Montreal Expos (1993).
- Appeared in 62 games (54 starts) during his three years in San Diego, posting a 20-21 record and 4.04 ERA...tied a Major League record for fewest hits allowed in a first Major League appearance, complete game, tossing a one-hitter in Houston on September 21, 1986.
- Pitched two years with the Tokyo Giants during the 1994-95 campaigns.
- Graduated from Thomas Jefferson High School in Dallas, Texas.
- Born April 20, 1964, Jones and his wife, Judy, reside in Highland Village, Texas, and have three daughters, Faith, Rebekah and Hannah, and a son, Joshua.



DANIEL TURNER

ATHLETIC TRAINER

- Dan Turner enters his 10th year with the Padres and eighth as a certified athletic trainer...2016 will mark his fourth season with the Missions.
- Earned Texas League Trainer of the Year honors following the 2014 season.
- He joined the Padres full-time in the middle of the 2009 season with Single-A Fort Wayne.
- Was the athletic trainer for Single-A Eugene in 2010, Single-A Fort Wayne in 2011 and was Triple-A Tucson's assistant athletic trainer in 2012.
- Interned as an athletic trainer for the Padres in 2007 and 2008.
- Graduated from Righetti High School (CA) in 2004 and Allan Hancock College in 2006 before beginning the Athletic Training Education Program at San Diego State University in 2006, graduating in 2009 with a Bachelor's degree in kinesiology.
- Born October 29, 1986 in Santa Maria, Calif., Turner grew up in Orcutt, Calif., and now resides in Franklin, Tenn.



Dan Byrne
Strength Coach



LAKE ELSINORE STORM



CALIFORNIA LEAGUE (SINGLE-A) SOUTH DIVISION

OWNER: Gary Jacobs & Len Simon
GENERAL MANAGER: Raj Narayanan
P.R. CONTACT: Tyler Zickel & Sean McCall
PHONE/FAX: 951-245-4487 / 951-245-0305
WEBSITE: www.stormbaseball.com
2015 RECORD: 50-90 (.357)
2015 FINISH: 5th (1st half); 5th (2nd half)
PADRES AFFILIATE SINCE: 2001

BALLPARK INFO:
 The Diamond
 Built in 1994 ~ Capacity 6,064+
 500 Diamond Drive
 Lake Elsinore, CA 92530

AWARDS & HIGHLIGHTS

- The Storm missed out on postseason play for just the third time in the last 15 seasons as a Padres affiliate...went 50-90 overall on the year (31-39 in the first half, 19-51 in the second half) and finished in fifth place in the California League South Division
- Lake Elsinore led the California League in attendance for the sixth consecutive season, as 213,932 fans took in a game at the Diamond, making them the only team in the league to average more than 3,000 in attendance per game this season (3,146).
- RHP Eric Yardley was named to the California League All-Star Team.
- Former team President Dave Oster was named Minor League Baseball's Executive of the Year by *Baseball America*.
- As an organization, the Lake Elsinore Storm were honored with the Excellence in Marketing and Promotions Award and are the California League's nomination for the Larry MacPhail Award, given to a Minor League organization that demonstrates outstanding and creative marketing and promotional efforts within its community.
- The Lake Elsinore Storm will host the 2016 California/Carolina League All-Star Game at The Diamond on June 21, 2016.



NOTABLE RANKINGS

- INF/OF Diego Goris finished the season ranked second in the California League with a .324 batting average while INF Jose Rondon ranked fourth with a .319 average.
- RHP Kyle Lloyd ranked 10th in the California League with a 4.72 ERA, third with 139 strikeouts, third among starters with a .248 opponents batting average, third among starters with a 8.46 strikeouts per nine innings and third among starters with 11.48 baserunners per nine innings....additionally, Lloyd's strikeout total was the most of any Padres minor leaguer.
- RHP Eric Yardley finished the season ranked tied for third in games finished and ranked third among relievers in fewest walks per nine innings (1.81).

2015 LAKE ELSINORE STORM BATTING STATISTICS

PLAYER	AVG	G	A	R	H	2B	3B	HR	RBI	BB	IBB	SO	SB	CS	OBP	SLG	OPS	SF	SAC	HP	GDP	E
Alonso, Yonder	.167	2	6	1	1	0	0	0	0	3	0	0	0	0	.444	.167	.611	0	0	0	0	0
Baltz, Jeremy	.188	22	69	12	13	6	0	2	8	10	0	22	0	0	.341	.362	.703	0	1	6	2	0
Blanco, Felipe	.252	38	115	11	29	3	1	2	9	7	0	44	1	2	.298	.348	.646	1	4	1	3	4
Bousfield, Auston	.273	102	400	53	109	12	2	3	32	50	0	79	22	6	.361	.335	.696	3	8	7	3	3
Bravo, Daniel	.259	8	27	4	7	0	0	3	5	0	0	6	1	0	.259	.593	.852	0	0	0	0	2
Bruguera, Rey	.143	18	56	6	8	1	0	0	2	7	0	17	0	0	.238	.161	.399	0	1	0	0	6
Chavez, Matthew	.293	15	58	8	17	4	0	3	8	0	0	20	0	0	.300	.517	.817	1	0	1	0	1
Davis, Marcus	.255	128	494	62	126	28	3	9	65	31	1	110	2	0	.301	.379	.679	9	1	5	12	17
Del Castillo, Miguel	.216	35	116	15	25	8	0	3	13	9	0	28	0	0	.268	.362	.630	2	3	0	3	8
Gaedele, Kyle	.248	44	153	26	38	6	4	8	29	20	0	58	3	0	.339	.497	.836	2	0	2	3	1
Gonzalez, Benji	.125	2	8	0	1	0	0	0	1	0	0	1	0	0	.125	.125	.250	0	0	0	0	1
Jensen, Chase	.276	51	196	18	54	6	1	5	28	8	0	54	2	0	.311	.393	.704	2	1	3	1	12
Kral, Robert	.189	12	37	5	7	2	0	1	4	7	1	9	0	0	.304	.324	.629	2	0	0	1	3
Miller, Michael	.225	10	40	4	9	3	0	0	3	0	0	7	0	0	.225	.300	.525	0	0	0	1	0
Miller, Ryan	.261	69	287	32	75	20	4	3	27	8	0	58	2	1	.286	.390	.676	0	0	2	3	5
Morales, Mitch	.250	2	8	1	2	0	0	0	0	0	0	0	0	0	.250	.250	.500	0	0	0	0	0
Myers, Wil	.222	3	9	3	2	1	0	0	0	2	0	2	0	0	.417	.333	.750	0	0	1	0	0
Perez, Fernando	.224	113	446	46	100	21	3	10	53	39	2	115	1	1	.291	.352	.643	2	1	4	15	18
Quintana, Gabriel	.245	117	461	58	113	31	1	12	54	16	1	107	1	4	.270	.395	.665	4	1	1	8	21
Reina, Adolfo	.260	30	104	9	27	4	0	1	12	9	0	22	0	0	.325	.327	.652	2	0	2	2	5
Rodriguez, Jeremy	.200	7	25	3	5	2	0	0	4	1	0	5	0	0	.231	.280	.511	0	1	0	0	2
Rondon, Jose	.300	57	237	50	71	12	3	3	22	21	1	38	17	6	.360	.414	.774	1	3	2	4	9
Rosen, Yale	.204	63	211	23	43	11	3	7	29	14	0	71	0	1	.260	.384	.644	0	3	2	2	3
Schulz, Nick	.238	122	453	66	108	26	2	12	48	67	0	112	2	6	.340	.384	.724	3	0	4	8	2
Stevens, River	.297	41	158	16	47	5	0	0	14	8	0	28	13	1	.343	.329	.672	0	4	3	5	13
Tate, Donavan	.211	95	332	43	70	15	4	6	34	33	0	112	11	5	.290	.334	.624	5	0	6	2	8
Torres, Nick	.275	52	211	21	58	15	2	3	30	9	0	45	5	1	.316	.408	.723	3	0	5	2	3
Valenzuela, Ricardo	.183	28	93	7	17	3	0	1	8	10	0	15	0	1	.269	.247	.517	0	0	1	3	1
Team Total	.246	140	4810	603	1182	245	33	97	542	389	6	1185	83	35	.307	.371	.678	42	32	58	83	165

SCOUTING & PLAYER DEVELOPMENT

2015 LAKE ELSINORE STORM PITCHING STATISTICS

PLAYER	W	L	ERA	G	GS	CG	SHO	SV	SVO	IP	H	R	ER	HR	HB	BB	SO	BK	WP	AVG
Alger, Brandon	0	0	0.00	3	0	0	0	0	0	4.0	2	0	0	0	1	2	3	0	0	.167
Bartsch, Kyle	1	3	4.60	52	1	0	0	0	2	72.1	101	44	37	4	2	23	69	0	7	.334
Blueberg, Colby	0	0	21.60	1	0	0	0	0	0	1.2	3	5	4	1	0	1	2	0	0	.375
Butler, Ryan	3	2	3.66	12	7	0	0	0	0	46.2	52	24	19	2	4	14	31	0	5	.283
De Paula, Rafael	5	9	5.01	35	18	0	0	0	1	120.1	125	78	67	14	6	47	129	1	7	.271
Foriest, Nathan	0	0	13.50	2	0	0	0	0	0	2.0	3	3	3	0	0	2	3	0	1	.333
Fry, Brandon	0	0	2.08	2	0	0	0	0	0	4.1	4	1	1	0	0	3	5	0	1	.250
Hebner, Cody	0	0	7.84	8	0	0	0	0	0	10.1	8	9	9	2	1	8	14	0	2	.216
Hernandez, Luis	1	3	7.25	21	0	0	0	1	1	22.1	33	23	18	1	1	12	19	0	3	.337
Herrera, Ronald	5	6	3.88	18	17	0	0	0	0	102.0	100	48	44	6	5	28	69	1	7	.258
Hershiser, Jordan	0	0	4.30	11	0	0	0	1	1	14.2	15	8	7	1	1	4	13	0	1	.254
Holland, Samuel	2	1	6.51	24	0	0	0	0	3	27.2	31	22	20	4	4	8	17	0	3	.284
Jester, Jason	3	2	3.57	38	0	0	0	6	7	45.1	51	19	18	1	2	10	52	0	3	.285
Johnson, Josh	0	0	--	1	1	0	0	0	0	0.0	1	0	0	0	0	0	0	0	0	1.000
Kelley, Shawn	0	0	0.00	1	1	0	0	0	0	1.0	0	0	0	0	0	1	2	0	0	.000
Kelly, Michael	0	6	8.40	6	5	0	0	0	0	30.0	45	33	28	5	4	9	22	0	6	.349
Kimber, Corey	0	0	9.00	1	0	0	0	0	0	2.0	3	2	2	0	0	2	1	0	0	.375
Lemond, Zech	5	10	5.54	32	22	0	0	0	0	130.0	175	92	80	12	6	44	101	1	11	.326
Livengood, Justin	0	3	6.75	3	3	0	0	0	0	13.1	23	18	10	1	1	4	11	0	0	.377
Lloyd, Kyle	7	11	4.72	31	20	0	0	0	2	137.1	139	85	72	10	4	41	139	1	8	.262
Luebke, Cory	0	0	3.00	3	3	0	0	0	0	3.0	1	1	1	0	0	0	1	0	0	.125
Montas, Ernesto	0	2	11.57	3	3	0	0	0	0	11.2	25	19	15	0	0	4	9	0	3	.431
Mutz, Nick	0	0	7.71	7	0	0	0	0	1	7.0	13	6	6	1	0	5	6	0	1	.406
Nunn, Chris	3	0	6.75	40	0	0	0	1	3	48.0	59	40	36	4	0	36	43	0	9	.307
Portillo, Adys	0	1	11.25	5	0	0	0	0	0	4.0	3	9	5	0	0	10	2	0	3	.214
Radke, Travis	1	4	8.10	7	7	0	0	0	0	33.1	50	32	30	7	3	12	26	0	3	.362
Reyes, Genison	3	3	3.74	33	0	0	0	0	0	43.1	43	22	18	2	1	20	37	0	3	.264
Rogers, Blake	0	0	3.68	4	0	0	0	0	0	7.1	8	3	3	0	1	3	5	0	1	.286
Russell, Griffin	0	1	4.91	3	0	0	0	0	1	3.2	4	2	2	0	0	1	3	0	0	.286
Shepherd, Matthew	4	11	5.90	34	20	0	0	2	3	116.0	168	106	76	12	8	46	99	1	12	.340
Stevens, River	0	0	0.00	1	0	0	0	0	0	1.0	0	0	0	0	0	0	0	0	0	.000
Tanner, Cecil	0	0	8.49	14	0	0	0	0	0	11.2	7	11	11	1	6	17	13	0	4	.175
Valenzuela, Ricardo	1	0	10.50	6	0	0	0	0	0	6.0	12	8	7	2	0	1	4	0	1	.429
Verbitsky, Bryan	1	2	4.18	21	0	0	0	1	2	28.0	30	17	13	2	0	11	33	0	1	.268
Weickel, Walker	1	0	4.38	8	1	0	0	0	0	12.1	16	9	6	1	0	6	10	0	3	.302
Wieck, Brad	2	6	5.21	11	11	0	0	0	0	57.0	61	37	33	6	1	26	53	0	5	.279
Yardley, Eric	2	4	2.72	47	0	0	0	16	20	59.2	66	20	18	2	4	14	49	0	2	.284
Team Total	50	90	5.21	140	140	0	3	28	47	1240.1	1480	856	718	104	66	475	1095	5	116	.298



FRANCISCO MORALES

MANAGER

• Francisco Morales enters his third season with the Padres organization and his second as a manager after making his managerial debut with Single-A Fort Wayne in 2015...spent the 2014 campaign as the hitting coach for Double-A San Antonio after serving the previous three seasons (2011-13) as bullpen catcher and staff assistant on the Cleveland Indians' Major League coaching staff.

• In 2015, helped guide the TinCaps to a 77-61 overall record and a seventh consecutive playoff berth after clinching the Eastern Division second-half championship, the club's fifth division title in franchise history...the club's overall record was third-best overall in franchise history while their 45-25 record in the second half was tied for their second-most wins in a half in franchise history...helped the TinCaps

secure 46 wins at home, tied for the third-most in Minor League Baseball in 2015, including a franchise-record 17-game home winning streak from July 17 - August 27.

• His duties with the Indians coaching staff included catching starting and relief pitchers and throwing batting practice along with assisting Indians positional coaches with functions relative to their positions with the club.

• Began his coaching career in 2006 in the Dominican Summer League academy for the Arizona Diamondbacks and was hitting coach at Rookie-Level Yakima in 2007...spent the 2008-10 seasons at Single-A South Bend of the Midwest League in the D-backs organization.

• As a player, hit .223 with 45 home runs and 242 RBI in 555 games as a catcher during an eight-year minor league career (1992-99) with the Cubs, Cardinals and Expos organizations.

• Originally signed as a free agent by the Cubs on May 23, 1991 and reached the Triple-A level twice with Ottawa in the Expos organization in 1997 and 1999...also played four seasons for Long Island and Camden in the Atlantic League from 2000-03 to conclude his playing career.

• A native of the Dominican Republic, he and his wife, Kenia, have two children: Maxwell and Ashly.



XAVIER NADY

HITTING COACH

- Xavier Nady enters his first full season as a professional coach in 2016 after making his coaching debut with Lake Elsinore midway through the 2015 season as hitting coach.
- The former outfielder enjoyed a Major League career spanning 12 seasons, including parts of five (2000, 2003-05, 2014) with San Diego who he made his Major League debut for in 2000 after signing as a second-round selection in the First-Year Player Draft out of the University of California earlier in the year...also played his final Major League season for the Padres with 22 games in 2014.
- Over his Big League career, he hit .268 (797-for-2969) with 159 doubles, seven triples, 104 home runs, 410 RBI and 365 runs scored in 961 games played.
- Named the Most Valuable Player of the California League, Rookie of the Year of the California League and Padres Minor League Player of the Year in 2001 after hitting .302 (158-for-524) with 38 doubles, one triple, 26 home runs, 100 RBI and 96 runs scored.
- Played collegiately at the University of California where he was a three-time All-Pac-10 selection, a two-time All-American and two-time member of the USA National Team...left Cal holding records in home runs (57), RBI (191) and total bases (479)...his .729 collegiate slugging percentage was the highest in Pac-10 history, topping Mark McGwire's .718 mark at USC from 1982-84.
- Xavier and his wife, Meredith, reside in San Diego, Calif. with their two sons Xavier VII and Brayden.



GLENDON RUSCH

PITCHING COACH

- Glendon Rusch enters his second season as a professional coach and second with Lake Elsinore after making his professional coaching debut with the Storm last season.
- Rusch pitched professionally for 17 seasons, 11 of which came at the Major League level, for the Kansas City Royals (1993-99), the New York Mets (1999-2001), Milwaukee Brewers (2002-03), Chicago Cubs (2004-06), San Diego Padres (2008) and Colorado Rockies (2008-09) organizations...the left-handed pitcher pitched to a 67-99 record with a 5.04 ERA and 1088 strikeouts against 460 walks in 342 games, 220 starts, in that time.
- Following his retirement from his playing career, started the Full Count Baseball Academy and has worked with young athletes in Southern California.
- Born on November 7, 1974 in Seattle, WA, Rusch resides in La Canada, Ca. with his wife, Kelley, and two sons, Cade and Trevor.



RICKY HUERTA

ATHLETIC TRAINER

- Ricky Huerta enters his seventh season with the Padres, having joined the organization in 2009...2016 will mark his first season with Lake Elsinore after spending the previous three with Single-A Fort Wayne.
- Interned with the Padres in 2008 under the head athletic trainer for the Major League club.
- Received his Bachelor's degree in athletic training from the University of La Verne.
- Born December 8, 1985 in Los Angeles, Calif., Huerta now resides in El Cajon, Calif., with his wife, Brittany, daughter Juliana, and son, Jayden.



Mike McCoy
Coach



Scott Cline
Strength Coach

SCOUTING & PLAYER DEVELOPMENT

FORT WAYNE TINCAPS



MIDWEST LEAGUE (SINGLE-A)

OWNER: Hardball Capital
PRESIDENT/GM: Mike Nutter
P.R. CONTACT: John Nolan
PHONE/FAX: 260-482-6400 / 260-471-4678
WEBSITE: www.TinCaps.com
2015 RECORD: 77-61 (.558)
2015 FINISH: 7th (1st half); 1st (2nd half)
PADRES AFFILIATE SINCE: 1999

EASTERN DIVISION

BALLPARK INFO:
 Parkview Field
 Built in 2009 ~ Capacity 8100
 1301 Ewing Street
 Fort Wayne, IN 46802

AWARDS & HIGHLIGHTS

- Fort Wayne finished the season 77-61 overall and earned a playoff berth for the seventh consecutive season after they clinched the Eastern Division second-half championship, their fifth division title in franchise history...their current streak of seven consecutive playoff appearances is the longest active streak among Minor League Baseball's 160 teams.
- Their 77-61 record was the third-best overall record in franchise history while their 45-25 record during the second half was tied for their second-most wins in a half in franchise history.
- Earned 46 wins at home, tied for the third-highest total in MiLB in 2015, including a franchise-record 17-game home winning streak from July 17 - August 27.
- OF Nick Torres was named a Midwest League Mid-and Post-Season All-Star...LHP Thomas Dorminy was named a Midwest League Mid-Season All-Star.
- CF Michael Gettys was named the Midwest League's Best Defensive Outfielder by *Baseball America*...SS Ruddy Giron was rated by *Baseball America* as being the third-best prospect in the Midwest League.
- Team president Mike Nutter was named Midwest League Executive of the Year... Fort Wayne's grounds crew was named Midwest League Grounds Crew of the Year for a record sixth consecutive season.
- LHP Taylor Cox became the first active player to receive the Minor League Baseball Stars of Tomorrow Scholarship.
- Welcomed a record average attendance of 5,971 per game, welcoming 402,889 fans overall, marking the sixth time in seven seasons that Parkview Field has drawn 400,000+ fans... averaged the third most fans per game among 100 Single-A/Rookie League clubs, while outdrawing 11 of 30 Triple-A teams and 26 of 30 Double-A teams.
- During the regular season, 54 Fort Wayne alums were on Major League rosters, including 13 from the 2009 squad, an all-time record for a Class-A team.
- Following the season the TinCaps received the following awards: John Henry Moss Community Service Award from Minor League Baseball, Single-A Sports Turf Manager of the Year from Minor League Baseball/STMA and were also named the No. 1 Minor League Baseball Ballpark Experience by Stadium Journey as well as being named by Minor League Baseball as a Best Theme Night Finalist for SNL Night.

NOTABLE RANKINGS

- Fort Wayne's pitching staff led the Padres minor league system in several categories, including ERA (3.35) and shutouts (12).
- INF Trae Santos ranked third in the Midwest League with 33 doubles and 51 extra-base hits, fourth with a .455 slugging percentage and tied for fourth with 14 home runs.
- OF Edwin Moreno was tied for third with eight triples... C Jose Ruiz led the Midwest League in runners caught stealing (58)... OF Michael Gettys was tied for the league lead with 21 outfield assists.
- RHP Colby Blueberg led all MWL relievers in fewest baserunners per nine innings (7.36) and lowest opponents batting average (.163)...LHP Kyle McGrath ranked second among league relievers in walks per nine innings ratio (0.92) and second-fewest baserunners per nine innings (8.65) and tied for the third-most holds (11)...RHP Yimmi Brasoban ranked fourth among league relievers with a .184 opponents batting average and fifth in 8.95 baserunners per nine innings.
- LHP Thomas Dorminy ranked third among league starters with a .238 opponents batting average...RHP Ernesto Montas finished the season tied for third with 12 wins and fifth among starters with a 1.58 walks per nine innings ratio.
- LHP Kyle McGrath set the TinCaps franchise record for consecutive innings without allowing an earned run with 42.1 IP.

2015 FORT WAYNE TINCAPS BATTING STATISTICS

PLAYER	AVG	G	AB	R	H	2B	3B	HR	RBI	BB	IBB	SO	SB	CS	OBP	SLG	OPS	SF	SAC	HP	GDP	E
Blanco, Felipe	.209	66	206	11	43	9	1	1	15	13	0	54	8	5	.261	.277	.538	1	3	2	4	13
Bruguera, Rey	.188	27	64	9	12	1	0	0	4	13	0	24	0	2	.333	.203	.536	0	1	1	0	5
Charles, Henry	.194	32	93	8	18	6	1	0	9	7	0	18	2	2	.272	.280	.551	0	2	3	2	0
Cordero, Franchy	.243	126	481	59	117	13	1	5	34	31	2	121	22	11	.293	.306	.598	3	5	4	5	22
Del Castillo, Miguel	.293	27	92	9	27	4	0	0	9	6	0	24	1	0	.330	.337	.667	2	0	0	2	5
Federowicz, Tim	.313	5	16	3	5	1	0	1	3	2	0	7	0	0	.389	.563	.951	0	0	0	0	0
Gettys, Michael	.231	122	494	62	114	27	6	6	44	28	0	162	20	10	.271	.346	.617	5	1	1	3	8
Giron, Ruddy	.285	96	386	58	110	12	4	9	49	29	0	68	15	14	.335	.407	.742	2	1	1	4	24
Jensen, Chase	.197	40	127	10	25	8	0	2	17	4	0	32	3	3	.227	.307	.534	0	0	1	1	3
Jones, Duanel	.327	41	153	22	50	11	0	7	36	15	0	36	1	1	.382	.536	.918	2	0	0	2	8
Miller, Michael	.192	24	78	10	15	2	0	2	6	6	0	9	0	1	.276	.295	.571	0	0	3	3	2
Morales, Mitch	.211	6	19	3	4	0	0	0	1	1	0	3	1	0	.250	.211	.461	0	0	0	0	0
Moreno, Edwin	.308	89	302	41	93	15	8	4	31	14	1	68	13	10	.343	.450	.793	0	5	2	3	7
Reyes, Franmil	.255	123	455	52	116	25	7	8	62	46	0	91	10	5	.320	.393	.714	7	0	1	12	2
Ruiz, Jose	.214	90	299	32	64	8	1	0	24	20	1	61	2	3	.269	.247	.517	4	3	4	13	16
Santos, Trae	.264	130	435	54	115	33	4	14	60	57	2	108	3	2	.359	.455	.814	5	2	10	4	16
Tejada, Luis	.293	70	259	34	76	12	1	4	37	13	0	44	8	3	.337	.394	.731	0	0	4	7	18
Torres, Nick	.326	77	288	45	94	29	2	2	40	18	1	52	4	1	.378	.462	.840	5	0	9	4	0
Urias, Luis	.290	51	193	28	56	5	1	0	16	16	0	18	5	10	.370	.326	.696	1	5	9	3	8
VanMeter, Josh	.250	25	96	13	24	4	0	0	3	13	0	12	1	1	.339	.292	.631	0	0	0	3	2
Vilner, Nick	.155	24	71	6	11	2	1	0	8	7	0	18	0	0	.282	.211	.494	1	1	6	1	3
TEAM TOTAL	.258	138	4607	569	1189	227	38	65	508	359	7	1030	119	84	.318	.366	.684	38	29	61	76	186



SCOUTING & PLAYER DEVELOPMENT

2015 FORT WAYNE TINCAPS PITCHING STATISTICS

PLAYER	W	L	ERA	G	GS	CG	SHO	SV	SVO	IP	H	R	ER	HR	HB	BB	SO	BK	WP	AVG
Aikenhead, Taylor	1	1	7.63	4	2	0	0	0	0	15.1	20	15	13	0	4	12	11	0	2	.328
Baskette, Payton	1	1	5.40	11	0	0	0	0	0	18.1	18	16	11	2	1	12	12	0	4	.247
Blueberg, Colby	4	1	1.07	41	0	0	0	21	26	58.2	33	8	7	0	0	15	62	0	3	.163
Brasoban, Jimmy	5	3	2.26	41	3	0	0	10	12	71.2	52	23	18	5	3	25	80	2	5	.199
Castillo, Jose	1	1	4.00	6	6	0	0	0	0	27.0	25	14	12	2	1	16	16	1	1	.255
Cox, Taylor	1	3	3.64	28	5	0	0	0	0	59.1	60	27	24	3	3	34	26	0	1	.282
Cressley, Aaron	1	2	4.21	21	0	0	0	1	1	36.1	41	22	17	4	1	18	23	0	5	.289
Dorminy, Thomas	11	7	2.94	25	25	0	0	0	0	141.0	125	54	46	5	7	48	108	1	1	.238
Fry, Brandon	1	2	7.40	15	0	0	0	1	3	24.1	31	22	20	1	1	10	16	0	7	.310
Huffman, Chris	9	6	3.28	22	18	0	0	0	1	107.0	108	50	39	6	10	23	58	0	5	.263
Kelich, Pete	3	2	2.32	6	6	0	0	0	0	31.0	28	9	8	3	1	6	15	0	0	.250
Kelly, Michael	5	3	4.46	13	13	0	0	0	0	66.2	68	39	33	5	0	22	35	1	1	.271
Lamet, Dinelson	5	8	2.99	26	24	0	0	0	0	105.1	82	42	35	9	9	44	120	6	9	.214
Lockett, Walker	0	3	7.98	4	4	0	0	0	0	14.2	20	15	13	2	0	4	10	0	4	.308
Lucio, Seth	4	2	3.19	30	0	0	0	0	2	42.1	36	18	15	0	3	18	43	0	5	.222
McGrath, Kyle	3	0	1.70	41	0	0	0	3	4	68.2	56	15	13	3	2	8	79	0	1	.219
Monroe, Nick	1	0	2.33	11	0	0	0	0	0	19.1	18	8	5	1	0	5	16	0	2	.240
Montas, Ernesto	12	7	3.50	24	24	0	0	0	0	131.0	151	61	51	6	9	24	62	1	10	.291
Radke, Travis	1	1	3.94	3	3	0	0	0	0	16.0	19	9	7	0	1	4	13	0	5	.302
Russell, Griffin	1	2	3.55	5	0	0	0	0	0	12.2	15	6	5	0	0	6	9	0	0	.306
Santos, Trae	0	0	0.00	2	0	0	0	0	0	2.2	2	0	0	0	0	2	1	0	0	.200
Santos, Wilson	0	2	5.01	17	0	0	0	0	0	23.1	21	18	13	4	0	19	18	0	2	.250
Verbitsky, Bryan	0	0	3.00	25	0	0	0	3	4	36.0	29	17	12	1	2	17	38	1	2	.216
Weir, T.J.	5	4	4.15	37	3	0	0	2	3	73.2	70	41	34	4	2	24	84	2	4	.247
Wieck, Brad	2	0	2.61	2	2	0	0	0	0	10.1	8	3	3	0	2	3	12	0	1	.205
TEAM TOTAL	77	61	3.35	138	138	0	12	41	56	1212.2	1136	552	451	66	62	419	967	15	80	.248



ANTHONY CONTRERAS

MANAGER

- Anthony Contreras enters his second full season as a coach in the Padres organization and first with Fort Wayne after managing the Single-A Tri-City Dust Devils in 2015....made his coaching and managerial debut midway through the 2014 season as manager of the Rookie-Level AZL Padres, replacing Rod Barajas who at the time became Lake Elsinore's hitting coach.
- With Tri-City last season, helped guide the Dust Devils to a 42-34 overall record and a first-half division championship in the club's first season as a Padres affiliate....earned a trip to the Northwest League Championship Series where they fell in a best-of-three series in three games to the Hillsboro Hops (2-1)....the 2015 season marked the Dust Devils' fourth division title of any kind in franchise history, having also earned titles in 2007, 2009 and 2011.

- Formerly an infielder in the San Francisco Giants (2005-07) and Padres (2008-2013) minor league systems, Contreras hit .261 (705-for-2703) with 125 doubles, 12 triples, 24 home runs and 310 RBI in 797 games played over parts of nine minor league seasons.
- Originally selected by the Giants in the ninth round of the 2005 First-Year Player Draft out of San Jose State....Contreras set the SJSU school record with a 32-game hitting streak during the 2005 season, en route to earning team MVP honors.



LANCE BURKHART

HITTING COACH

- Lance Burkhart enters his second season in the Padres organization and second coaching in affiliated baseball after joining the organization as hitting coach of Fort Wayne in 2015.
- Prior to joining the Padres in 2015, spent the previous five seasons coaching in the independent Atlantic League.
- Spent the 2014 season as the manager for the Southern Maryland Blue Crabs of the Atlantic League....prior to joining Southern Maryland, was the hitting coach for the Lancaster Barnstormers for four seasons (2010-13).
- Prior to his coaching career, enjoyed a 13-year playing career as a catcher in the Montreal Expos (1997-99), Milwaukee Brewers (2000-02), Texas Rangers (2003) and Baltimore Orioles (2004)

organizations as well as stints in the independent leagues with Lancaster (2005-08) and Southern Maryland (2009).

- In celebration of the Barnstormers' 10th season, he was chosen by both Lancaster Newspapers and the Barnstormers as the catcher on all-time Barnstormers teams.
- Is the younger brother of El Paso hitting coach Morgan Burkhart.



BURT HOOTON

PITCHING COACH

- Burt Hooton enters his fourth season with the Padres organization and fourth with Single-A Fort Wayne after joining in 2013 as pitching coach.
- In 2015, helped guide the TinCaps pitching staff to a 3.35 team ERA, the best mark in the Padres minor league system last season.
- Previously served as pitching coach for the Houston Astros' Triple-A affiliate for the prior eight seasons in both Oklahoma City (2001-12), and Round Rock (2005-10)...also spent parts of five seasons (2000-04) as the Major League pitching coach for the Astros.
- Also served as pitching coach for the Round Rock Express in 2000 after three seasons as the pitching coach for the University of Texas, his alma mater, from 1997-99.
- Began his coaching career with Single-A Salem from 1988-89...later served as the pitching coach for Double-A San Antonio with the Dodgers organization from 1990-94 and coached the 1995-96 seasons with Triple-A Albuquerque.
- Played in the Majors Leagues for parts of 15 seasons with the Chicago Cubs (1971-75), Los Angeles Dodgers (1975-84) and Texas Rangers (1985).
- On April 16, 1972, as a 22-year-old rookie in his fourth big league start over two seasons, he tossed a no-hitter for the Cubs against Philadelphia.
- Over his 15 big league seasons, he compiled a 151-136 (.526) record with a 3.38 ERA (996 ER, 2652.0 IP) and 1,491 strikeouts against 799 walks in 480 games, 377 starts.
- Named a National League All-Star in 1981 with the Dodgers, Hooton also finished second in Cy Young Award voting in 1978 for Los Angeles, a year in which he went 19-10 with a 2.71 ERA (71 ER, 236.0 IP) over 32 starts with 10 complete games.
- Over 11 postseason starts, he was 6-3 with a 3.17 ERA (21 ER, 59.2 IP), including 3-3 in six World Series outings...was the winning pitcher in the clinching Game Six of the 1981 World Series for the Dodgers over the Yankees, and finished the 1981 postseason with a 4-1 record and a 0.82 ERA (3 ER, 33.0 IP) over five starts.
- Selected by the Chicago Cubs in the secondary phase of the 1971 Draft and made his Major League debut nine days later, fanning his first batter faced in future Hall of Famer Lou Brock...set a Cubs rookie record by striking out 15 batters in a game later that season.
- Resides in San Antonio, Texas, with his wife, Ginger...the couple has two grown children...nicknamed "Happy" Hooton from his former manager, Tommy Lasorda, because he seldom looked as if he were happy.



MITCH MATTOON

ATHLETIC TRAINER

- Mitch Mattoon enters his fourth season with the Padres organization and first with Fort Wayne after spending the 2015 season with Single-A Lake Elsinore...served the 2013-14 seasons with the club's Short-A affiliate.
- Attended Concordia University of Irvine where he received his Bachelor's degree in athletic training...is also a Certified Athletic Trainer.
- A native of Anaheim, Calif., he was previously the head athletic trainer at John F. Kennedy High School in La Palma, Calif.
- Now resides in Fullerton, Calif. with his wife, Melody.



Raul Padron
Coach



Drew Heithoff
Strength Coach



TRI-CITY DUST DEVILS



NORTHWEST LEAGUE (SHORT-A) NORTH DIVISION

OWNER: George Brett
PRESIDENT: Brent Miles
G.M./P.R. CONTACT: Derrel Ebert
PHONE/FAX: 509-544-8789 / 509-547-9570
WEBSITE: www.dustdevilsbaseball.com
2015 TRI-CITY RECORD: 42-34 (.553)
2015 FINISH: 1st (1st half) 2nd (2nd half)
PADRES AFFILIATE SINCE: 2015

BALLPARK INFO:
 Gesa Stadium
 Built in 1995 ~ Capacity 3,700
 6200 Burden Blvd.
 Pasco, WA 99301

AWARDS & HIGHLIGHTS

- In Tri-City's first season as a San Diego Padres affiliate, the Dust Devils posted a 42-34 overall record, including a first-half division championship, and earned a trip to the Northwest League Championship Series where they lost the best-of-three series in three games to the Hillsboro Hops (2-1).
- 2015 was the Dust Devils' fourth division title of any kind in franchise history, having also earned titles in 2007, 2009 and 2011.
- LHP Elvin Liriano, INF Peter Van Gansen and OF Jose Carlos Urena were named Northwest League All-Stars...Peter Van Gansen was named MVP of the contest, going 1-for-1 with a pair of walks and the walk-off single in the bottom of the 10th inning.
- Jose Carlos Urena was named to the 2014 Northwest League Year-End All-Star Team as an outfielder.
- The Padres and Dust Devils will announce a new pitching coach for Tri-City prior to the start of the 2016 season.

NOTABLE RANKINGS

- Ty France finished the season ranked sixth in the Northwest League with a .294 batting average, second with a .425 on-base percentage, tied for second with 20 doubles, third with 43 walks and tied for first with 12 hit by pitches.
- Peter Van Gansen finished ranked fifth with 72 hits, fourth with 45 runs scored, third in plate appearances to strikeout ratio (7.75).
- Jose Carlos Urena finished the season ranked tied for third in RBI (45), fourth in on-base percentage (.390) and first in walks (47).
- OF Rod Boykin ranked second with 49 runs scored...INF Carlos Benen ranked fourth with 26 extra-base hits...OF Justin Pacchioni ranked fourth with 40 walks.
- RHP Angel Mejia ranked fifth among league starters with a 6.68 strikeouts per nine innings ratio.
- LHP Elvin Liriano ranked fourth among league relievers with a .183 opponent average and fourth with a 13.38 SO/9.0 IP.
- RHP Phil Maton led all NWL relievers with a 15.98 strikeouts per nine innings and a 1.38 walks per nine innings as well as ranking third with 7.71 baserunners per nine innings.

2015 TRI-CITY DUST DEVILS BATTING STATISTICS

PLAYER	AVG	G	AB	R	H	2B	3B	HR	RBI	BB	IBB	SO	SB	CS	OBP	SLG	OPS	SF	SAC	HP	GDP	E
Allen, Austin	.240	53	196	23	47	10	1	2	34	21	0	38	1	2	.315	.332	.647	3	0	2	4	5
Belen, Carlos	.218	66	248	31	54	17	3	6	35	28	1	113	5	3	.299	.383	.682	5	0	3	0	21
Boykin, Rod	.250	63	244	49	61	10	3	3	23	28	0	85	19	4	.336	.352	.688	1	2	4	5	2
Bravo, Daniel	.262	12	42	5	11	3	0	0	2	0	0	11	1	2	.262	.333	.595	0	0	0	0	1
Charles, Henry	.183	31	109	13	20	5	0	2	14	16	0	22	1	1	.283	.284	.568	2	0	0	3	2
France, Ty	.294	66	235	36	69	20	0	1	36	43	0	50	4	2	.425	.391	.816	2	0	12	7	4
Kennedy, A.J.	.276	24	87	12	24	6	0	0	16	7	0	16	0	1	.337	.345	.682	2	2	2	2	3
Morales, Mitch	.248	38	141	17	35	7	0	0	12	12	0	40	1	3	.307	.298	.605	0	0	0	0	5
Pacchioni, Justin	.245	58	204	41	50	2	1	1	14	40	0	46	19	6	.385	.279	.664	1	0	7	3	2
Smith, Mason	.226	55	177	23	40	6	1	2	30	23	0	55	6	3	.335	.305	.640	2	2	7	3	2
Tidwell, Kodie	.256	50	168	24	43	8	0	1	17	32	0	31	6	3	.373	.321	.695	1	5	0	5	6
Urena, Jose Carlos	.258	63	225	43	58	13	0	7	45	47	0	59	8	2	.390	.409	.799	2	0	3	7	0
Urias, Luis	.355	10	31	6	11	1	0	0	1	5	0	1	3	3	.487	.387	.874	0	5	3	0	1
Valenzuela, Ricardo	.250	3	8	1	2	1	0	0	4	2	0	2	0	0	.364	.375	.739	1	0	0	0	0
Van Gansen, Peter	.267	67	270	45	72	9	4	2	30	34	0	40	6	1	.352	.352	.704	1	3	2	3	5
Vilner, Nick	.234	44	145	21	34	11	0	1	19	19	0	49	3	1	.356	.331	.687	1	1	9	1	3
TEAM TOTAL	.249	76	2530	390	631	129	13	28	332	357	1	658	83	37	.351	.344	.695	24	20	54	43	82

2015 TRI-CITY DUST DEVILS PITCHING STATISTICS

PLAYER	W	L	ERA	G	GS	CG	SHO	SV	SVO	IP	H	R	ER	HR	HB	BB	SO	BK	WP	AVG
Castillo, Jose	3	1	3.61	13	12	0	0	0	0	52.1	54	26	21	1	5	16	35	0	5	.269
Constanza, Alex	0	1	12.71	5	2	0	0	0	0	5.2	6	9	8	0	3	8	2	1	4	.286
Cox, Taylor	1	0	0.00	4	0	0	0	0	0	4.0	2	0	0	0	0	1	7	0	0	.143
Cressley, Aaron	0	0	0.00	4	0	0	0	0	0	5.0	1	0	0	0	0	0	4	0	1	.063
De Horta, Adrian	2	1	3.26	8	8	0	0	0	0	38.2	25	14	14	3	3	20	36	1	4	.182
Distasio, Louis	1	1	3.90	19	0	0	0	0	1	27.2	28	14	12	2	1	12	35	0	1	.269
Foriest, Nathan	0	0	0.00	4	0	0	0	1	1	6.0	2	0	0	0	0	2	6	0	0	.100
Fry, Brandon	0	3	3.65	8	1	0	0	0	0	12.1	11	6	5	2	0	8	13	0	5	.234
Headene, Will	1	0	0.00	1	0	0	0	0	0	2.2	2	0	0	0	0	0	5	0	0	.222
Hernandez, Luis	1	5	4.36	19	0	0	0	2	5	33.0	26	16	16	1	1	12	26	0	5	.218
Holland, Samuel	2	1	1.59	22	0	0	0	1	2	28.1	14	6	5	2	5	30	0	2	1	.149
Keel, Jerry	3	1	3.00	19	0	0	0	0	2	33.0	34	16	11	1	2	8	28	1	1	.268
Kennedy, Brett	0	2	2.70	12	9	0	0	0	0	30.0	18	10	9	0	1	11	38	0	4	.173
Kimber, Corey	2	2	3.65	20	0	0	0	4	5	24.2	21	17	10	1	2	12	25	1	2	.239
Linares, Joel	0	2	7.02	4	4	0	0	0	0	16.2	15	13	13	3	1	11	16	0	2	.231
Liriano, Elvin	4	1	2.23	21	0	0	0	0	1	36.1	24	10	9	2	2	16	54	3	2	.183
Lockett, Walker	3	0	2.83	11	11	0	0	0	0	57.1	50	28	18	3	3	10	47	0	8	.230
Maton, Phil	4	2	1.38	23	0	0	0	6	8	32.2	23	6	5	0	0	5	58	0	1	.192
Megill, Trevor	2	0	2.70	10	0	0	0	1	1	20.0	14	6	6	4	0	8	27	0	4	.187
Mejia, Angel	6	3	4.95	15	15	1	0	0	0	67.1	85	46	37	7	5	21	50	2	9	.307
Morrow, Bryce	0	0	5.00	2	2	0	0	0	0	9.0	10	6	5	1	0	3	5	0	0	.278
Radke, Travis	2	2	3.41	6	6	0	0	0	0	29.0	36	11	11	2	3	1	30	1	3	.298
Ramirez, Emmanuel	2	1	3.00	5	5	0	0	0	0	24.0	20	9	8	1	0	8	25	0	2	.217
Russell, Griffin	2	2	3.86	14	1	0	0	0	0	25.2	24	13	11	1	1	9	28	0	2	.253
Santos, Wilson	1	0	2.63	18	0	0	0	2	3	27.1	27	8	8	0	0	8	20	0	2	.255
Tanner, Cecil	0	2	10.13	7	0	0	0	0	0	8.0	6	9	9	0	0	8	14	0	5	.194
Wingenter, Trey	0	1	12.00	6	0	0	0	0	0	9.0	14	12	12	0	0	4	11	0	0	.350
Team Total	42	34	3.56	76	76	1	4	17	29	665.2	592	311	263	37	38	227	675	10	74	.236



BRANDON WOOD

MANAGER

- Brandon Wood enters his second season as a professional coach and second in the Padres organization after making his managerial debut with the club's Rookie-Level affiliate in the Arizona Summer League in 2015.
- Originally signed with the Los Angeles Angels as a first-round selection (23rd overall) in the 2003 First-Year Player Draft out of Horizon High School (AZ).
- Played in parts of five Major League seasons with the Los Angeles Angels (2007-11) and Pittsburgh (2011), hitting .186 (130-for-700) with 18 doubles, 18 home runs, 64 RBI and 65 runs scored in 272 total games played.
- Over parts of 10 professional seasons in the minor leagues, he hit .278 (1008-for-3630) with 260 doubles, 27 triples, 175 home runs, 636 RBI and 584 runs scored over 948 games played.
- Enjoyed his best professional season in 2005 with Single-A Rancho Cucamonga, hitting .321 (172-for-536) with 51 doubles, four triples, 43 home runs, 115 RBI and 109 runs scored in 130 games, setting Angels franchise and California League record with 43 home runs that season...also became the first player in minor league history to post more than 100 extra-base hits with 101 that season...earned Cal League MVP honors as well as Sporting News Minor League Player of the Year.
- Now resides in Scottsdale, Ariz.



OSCAR BERNARD

HITTING COACH

- Oscar Bernard enters his first season in the Padres organization, serving as hitting coach for Tri-City in 2016.
- Joins the Padres after serving the previous three seasons with the Chicago Cubs organization, most recently as hitting coach for Rookie-Level Mesa in 2015...served the 2013-14 seasons as hitting coach for the Cubs' Dominican Republic League affiliate...served the 2008-12 seasons as a coach in the Texas Rangers organization.
- Signed by the Cubs as a non-drafted free agent in April 2001, he spent five seasons playing professional as a position player in the Cubs system (2001-05) and two as a pitcher (2006-07).
- Resides in New York with his wife, Yafreici, and three children, Osmeiry, Samantha and Oscairy.



JUSTIN HOSTERT

ATHLETIC TRAINER

- Justin Hostert enters his second season with the Padres organization, his fourth working in baseball.
- Prior to joining the Padres in 2015, he spent two years as a graduate assistant athletic trainer at California State University, Fullerton, working in baseball.
- He earned his bachelors of science in Athletic Training and his masters of science in Kinesiology from CSU Fullerton and is a certified athletic trainer (A.T.C.).
- Is a native of Fullerton, Calif. where he still resides.



Vinny Lopez
Coach



Emeka Akoh
Strength Coach



PEORIA PADRES



ARIZONA LEAGUE (ROOKIE)

2015 RECORD: 23-33 (.411)

2015 FINISH: 4th (1st half); 4th (2nd half)

PHONE: 623-486-7000

FAX: 623-486-6549

WEST DIVISION

BALLPARK INFO:

Peoria Sports Complex

8131 West Paradise Lane

Peoria, AZ 85382

AWARDS & HIGHLIGHTS

- The Arizona League Rookie Padres finished the 2015 campaign with an overall record of 23-33 (12-16 in the first half, 11-17 in the second half) and fell short of the AZL playoffs.
- RHP Jacob Nix was named the eighth-best prospect in the Arizona League by *Baseball America*.

NOTABLE RANKINGS

- INF Brad Zunica finished the season ranked third with seven home runs.
- RHP Blake Rodgers finished the season ranked second in the AZL with six saves and tied for fourth with 11 games finished.

2015 PEORIA PADRES BATTING STATISTICS

PLAYER	AVG	G	AB	R	H	2B	3B	HR	RBI	BB	IBB	SO	SB	CS	OBP	SLG	OPS	SF	SAC	HP	GDP	E
Aragon, Bryant	.224	17	58	8	13	3	2	0	9	3	0	22	0	1	.281	.345	.626	1	0	2	0	1
Bravo, Daniel	.296	29	108	12	32	6	2	0	11	5	0	23	5	4	.345	.389	.734	0	4	3	2	8
Burgos, Aldemar	.225	42	169	18	38	4	3	0	9	12	0	53	4	6	.284	.284	.568	0	1	2	6	2
Contreras, Ronaldo	.206	29	102	10	21	3	0	1	5	3	0	35	2	2	.236	.265	.501	0	0	1	2	2
De La Cruz, Wilfri	.215	19	65	9	14	1	0	0	8	7	0	17	0	0	.288	.231	.518	1	0	0	1	6
Garcia, Alan	.264	30	106	15	28	7	0	0	13	9	0	32	0	1	.325	.330	.655	3	0	2	5	4
Gonzalez, Benji	.538	4	13	6	7	2	1	0	1	2	0	1	0	1	.600	.846	1.446	0	0	0	0	0
Goris, Diego	.250	1	4	1	1	0	0	0	3	0	0	2	0	0	.250	.250	.500	0	0	0	0	1
Kral, Robert	.250	1	4	0	1	0	0	0	0	1	0	2	0	0	.400	.250	.600	0	0	0	0	0
Lantigua, Jonas	.264	31	110	9	29	6	0	2	15	8	0	32	2	2	.314	.373	.686	0	0	0	2	9
Magdaleno, Westhers	.216	26	88	8	19	2	0	0	9	8	0	30	2	2	.303	.239	.542	0	1	3	0	17
Magee, Josh	.203	49	172	24	35	4	0	0	11	18	0	57	14	5	.307	.227	.533	1	1	8	2	6
Minaya, Euri	.500	2	8	3	4	2	0	0	1	0	0	1	0	0	.556	.750	1.306	0	0	1	0	0
Moore, Tyler	.216	43	167	13	36	4	2	0	11	14	0	35	15	7	.285	.263	.548	2	0	3	1	10
Overstreet, Kyle	.202	35	119	15	24	3	1	1	9	18	0	27	0	2	.307	.269	.576	2	1	1	4	3
Pena, Jhonatan	.304	32	112	13	34	6	2	4	15	8	0	28	4	5	.355	.500	.855	0	0	1	0	2
Risedorf, Zach	.105	14	38	4	4	0	0	1	3	9	0	15	1	0	.277	.184	.461	0	0	0	1	2
Rodriguez, Ricardo	.222	2	9	3	2	1	0	0	1	0	0	2	0	0	.300	.333	.633	0	0	1	0	2
Rosen, Yale	.313	9	32	10	10	4	0	3	8	7	0	10	0	1	.436	.719	1.155	0	0	0	0	1
Savinon, Jose	.241	25	87	9	21	1	1	0	6	7	0	28	4	3	.295	.276	.571	1	1	0	0	8
Sosa, Carlos	.195	40	133	8	26	6	1	1	13	10	0	42	2	1	.267	.278	.545	0	0	3	4	11
Stevens, River	.333	1	3	0	1	0	0	0	0	1	0	1	0	0	.600	.333	.933	0	0	1	0	0
Tidwell, Kodie	.341	11	41	7	14	2	1	0	2	5	0	9	1	0	.413	.439	.852	0	0	0	1	4
VanMeter, Josh	.727	3	11	3	8	2	1	0	0	0	0	1	0	1	.727	1.091	1.818	0	0	0	0	0
Zunica, Brad	.271	35	129	21	35	8	0	7	24	10	0	40	0	1	.329	.496	.825	0	0	1	6	5
TEAM TOTAL	.242	56	1888	229	457	77	17	20	187	165	0	546	57	45	.312	.333	.645	11	9	33	37	118

2015 PEORIA PADRES PITCHING STATISTICS

PLAYER	W	L	ERA	G	GS	CG	SHO	SV	SVO	IP	H	R	ER	HR	HB	BB	SO	BK	WP	AVG
Ashbeck, Elliot	2	0	3.51	16	0	0	0	4	5	25.2	26	12	10	3	1	4	22	0	5	.252
Butler, Ryan	0	0	0.00	1	0	0	0	0	0	1.0	1	0	0	0	0	0	2	0	0	.250
Church, Joe	0	0	0.00	1	1	0	0	0	0	1.0	0	0	0	0	0	0	1	0	0	.000
De Horta, Adrian	0	2	8.83	7	2	0	0	0	0	17.1	23	20	17	0	2	10	17	1	8	.324
Diaz, Adonis	2	1	4.12	9	0	0	0	0	1	19.2	19	9	9	0	4	3	15	2	2	.253
Foriest, Nathan	2	0	1.10	12	0	0	0	3	3	16.1	10	2	2	1	0	2	16	0	1	.175
Garcia, Jean	1	6	7.04	11	6	0	0	0	0	47.1	70	52	37	2	5	24	30	2	7	.327
Gonzalez, Manuel	0	4	9.51	10	6	0	0	0	0	29.1	41	35	31	1	2	16	27	3	6	.336
Guerrero, Jordan	3	1	4.23	13	3	0	0	1	1	27.2	31	14	13	1	0	13	27	0	4	.274
Hale, Corey	0	0	0.00	6	0	0	0	0	0	6.1	0	0	0	0	0	4	12	0	0	.000
Headene, Will	0	0	3.12	14	1	0	0	0	1	26.0	28	9	9	0	0	7	34	1	3	.267
Kelich, Pete	0	0	1.64	5	3	0	0	0	0	11.0	9	2	2	0	0	2	10	1	2	.231
Lebron, Jaimito	0	0	6.00	5	0	0	0	0	0	6.0	4	5	4	0	2	2	3	0	1	.200
Linares, Joel	3	3	4.03	9	8	0	0	0	0	44.2	43	23	20	2	2	17	36	0	6	.253
Lockett, Walker	1	1	5.40	3	2	0	0	0	0	15.0	19	10	9	2	0	6	13	1	3	.317
Lorenzini, Braxton	0	1	5.21	12	0	0	0	1	1	19.0	22	11	11	0	1	13	15	0	3	.293
Megill, Trevor	0	0	3.97	7	0	0	0	0	0	11.1	13	6	5	1	0	3	16	0	2	.289
Monroe, Nick	1	0	0.00	8	0	0	0	1	1	11.1	6	2	0	0	0	1	18	0	0	.146
Nix, Jacob	0	2	5.49	7	3	0	0	0	1	19.2	23	16	12	1	2	7	19	0	6	.284
Perez, Mayky	0	0	0.00	2	0	0	0	0	0	2.0	0	0	0	0	0	1	0	0	0	.000
Portillo, Adys	0	1	0.00	1	1	0	0	0	0	1.0	0	1	0	0	1	2	2	0	0	.000
Ramirez, Emmanuel	4	2	1.51	8	6	0	0	0	0	41.2	29	21	7	2	4	7	37	1	3	.185
Rogers, Blake	1	1	2.53	14	0	0	0	6	7	21.1	18	8	6	0	3	3	22	0	3	.209
Santos, Wilson	1	0	3.00	3	0	0	0	0	0	3.0	3	2	1	0	0	2	5	0	1	.231
Smith, Austin	0	3	7.94	9	9	0	0	0	0	17.0	27	16	15	0	2	9	11	0	1	.375
Tanner, Cecil	0	0	4.50	2	0	0	0	0	0	2.0	0	1	1	0	0	4	2	0	0	.000
Wingenter, Trey	1	1	2.79	6	0	0	0	0	2	9.2	10	7	3	0	1	3	5	0	4	.250
Ynfante, Starling	1	4	7.30	12	5	0	0	0	0	37.0	50	33	30	2	2	15	37	4	6	.321
Team Total	23	33	4.63	56	56	0	1	16	23	491.1	525	317	253	18	34	180	454	16	77	.268



MICHAEL COLLINS

MANAGER

- Michael Collins enters his fifth season in the Padres organization and his second managing the club's Rookie-Level affiliate after managing the 2015 season with Single-A Lake Elsinore...managed the Fort Wayne TinCaps in 2014, the Padres Rookie-Level affiliate in 2013 and the organization's Dominican Summer League affiliate in 2012 in what was his managerial debut.
- Prior to becoming a manager, served as an assistant coach for the DSL Padres in 2011.
- Named the Padres' 2014 Jack Krol Award recipient for his contributions to player development...helped lead the 2014 TinCaps to a second-straight Eastern Division Championship.
- For the past four off-seasons, has managed his hometown team, the Canberra Cavalry of the Australian Baseball League...led the Cavalry to the 2012/2013 ABL Championship title in his first year as manager...led the club back to the ABL Championship series in 2013/2014, as the Cavalry fell to the

Perth Heat...the Cavalry fell just short of the postseason in 2014/2015, posting a 22-24 record...this past season (2015/16), helped lead the Cavalry to the ABL Preliminary Final as the team fell short of reaching the Championship Series to the Adelaide Bite after forcing a decisive Game Three against the Bite.

- The former catcher played in 10 professional seasons in the Los Angeles Angels (2001-08) and San Diego Padres (2009-10) organizations...was originally signed by the Angels as a non-drafted free agent in 2001.
- A native of Australia, he attended Daramalan College while playing for local club teams before beginning his professional playing career, including the Cavalry.
- Born July 18, 1984 in Canberra, Australia...resides in the winter in Chandler, Ariz.



DOUG BANKS

HITTING COACH / AMATEUR SCOUT

- Doug Banks enters his first season with the Padres organization, serving in 2016 as hitting coach for the club's Rookie-Level affiliate as well as an amateur scout covering the areas of Arizona, Colorado, New Mexico, Nevada and Utah.
- Prior to joining the Padres he spent the previous four season as an amateur scout in the Texas Rangers organization...prior to serving as a scout he assisted the Major League staff of the Rangers in various roles from 2008-11...assisted hitting coaches Rudy Jaramillo and Clint Hurdle, while also working alongside pitching coach Mike Maddux and catching in the bullpen.
- Played two season at the University of Arizona.

- Resides in Scottsdale, Ariz.



BEN FRITZ

PITCHING COACH

- Ben Fritz enters his second season in the Padres organization as well as his second season as a coach in the professional ranks...made his coaching debut with the club's Rookie-Level affiliate in 2015.
- Pitched seven professional seasons with the Oakland Athletics (2002-07) and Detroit Tigers (2009) organizations as well as part of three seasons with the Lancaster Barnstormers of the independent Atlantic League (2008-10).
- Overall, posted a career record of 45-61 with a 4.75 ERA in 192 games, 187 starts.
- Was originally selected in the first-round (30th overall) of the 2002 First-Year Player Draft by the Oakland Athletics...was featured in Michael Lewis' book *Moneyball* as one of the 20 players A's

General Manager Billy Beane would draft in a perfect world, if money were no object and other teams weren't drafting.

- Played collegiately at Fresno State where he was the Western Athletic Conference Pitcher of the Year and second-team All-America selection in 2001.



PETE ZAMORA

PITCHING COACH

- Pete Zamora joins the Padres organization in 2016 as a pitching coach, his first season as a coach in professional baseball.
- Prior to joining the Padres worked with the Baseball Performance Academy in Orange County, Calif. after enjoying an eight-year professional pitching career.
- Originally signed with the Los Angeles Dodgers as a 20th-round selection in the 1997 First-Year Player Draft out of UCLA...over his eight year minor league career he went 34-31 with a 3.93 ERA (309 ER, 707.1 IP) and 538 strikeouts against 297 walks over 307 games, 53 starts.
- With UCLA he pitched and played first base from 1995-97...named All-Pac 10 in 1995 and 1997...helped UCLA advance to the College World Series in 1997.

- Resides in Mission Viejo, Calif. where he was born and raised.



DAMION EASLEY

REHAB HITTING COACH

- Damion Easley returns for his fifth season with the Padres organization, all with Peoria.
- The former All-Star infielder hit .253 (1386-for-5484) over parts of 17 Major League seasons in his career, compiling 287 doubles, 27 triples, 163 home runs, 684 RBI, 735 runs scored and 88 stolen bases in 402 games played with the California Angels (1992-96), Detroit Tigers (1996-2002), Tampa Bay Devil Rays (2003), Florida Marlins (2004-05), Arizona Diamondbacks (2006) and New York Mets (2007-08)...was originally signed as a 30th-round selection by the Angels in the 1988 First-Year Player Draft.
- Born November 11, 1969 in New York, NY, he graduated from Lakewood (CA) High School in 1987...played baseball at Long Beach (CA) City College in 1987 and 1988...was named to the

All-South Coast Community College Conference and All-Southern California first teams...in addition, he was his team's Most Valuable Player and a second-team All-State selection.

- He and his wife, Dawn, reside in Glendale, Ariz., and have three sons, Rocky, Nathaniel and Jayce, and one daughter, Jazmin.



JOSH SPENCE

REHAB PITCHING COACH

- Josh Spence returns to San Diego's organization in his first stint as a coach in professional baseball, serving as rehab pitching coach with the club's Rookie-Level affiliate in Peoria, Ariz.
- Originally signed by the Padres as a ninth-round selection in the 2010 First-Year Player Draft, he made his Major League debut for the Padres in 2011 and pitched in parts of two Major League seasons (2011-12), both for San Diego, going 0-3 with a 3.15 ERA (14 ER, 40.0 IP) and 41 strikeouts against 24 walks over 51 relief appearances...at the time of his debut, became the second player selected in the 2010 First-Year Player Draft to reach the Majors behind only Chris Sale for the White Sox.
- Played parts of five minor league seasons total with the Padres (2010-12), New York Yankees

(2013) and Miami Marlins (2014), also playing parts of the 2014 season in independent leagues.

- A native of Australia, he now resides in Scottsdale, Ariz.



WADE YAMASAKI

ATHLETIC TRAINER

- Wade Yamasaki is in his 16th season as an athletic trainer in the Padres system.
- Returns for his fourth season with Rookie-Level Peoria after spending the previous four seasons with the club's Triple-A affiliate in Portland and Tucson.
- Served as athletic trainer for Double-A San Antonio in 2007-08...named Texas League Trainer of the Year for the 2008 campaign.
- Worked in the same capacity for Rookie-level Peoria during the 2004-06 seasons...began his career as an intern with the San Diego Padres training staff in 2000 before being named the athletic trainer for Short-A Eugene in 2001...held that role through the 2003 season.
- Was the Arizona Fall League athletic trainer in 2007 and 2011.
- Graduated from Mililani (HI) High School and earned a Bachelor of Science degree in athletic

training from the University of Hawaii at Manoa.


- Yamasaki and his wife, Jodi, have one daughter, Arie, and one son, Jett, and reside in Mililani, Hawaii.



Vicente Cafaro
Coach



Eric Wood
Strength Coach



Jay Young
Rehab Strength Coach

SCOUTING & PLAYER DEVELOPMENT

DOMINICAN SUMMER LEAGUE PADRES



DOMINICAN SUMMER LEAGUE (ROOKIE)

2014 RECORD: 31-41 (.239)

2014 FINISH: 5th

PHONE: 809-685-5000

FAX: 809-730-1600

BALLPARK INFO:

Padres Dominican Republic Baseball Park
Najayo, San Cristobal
Dominican Republic

2015 DOMINICAN PADRES BATTING STATISTICS

PLAYER	AVG	G	AB	R	H	2B	3B	HR	RBI	BB	IBB	SO	SB	CS	OBP	SLG	OPS	SF	SAC	HP	GDP	E
Arias, Emmanuel	.201	56	179	25	36	7	0	6	24	19	0	77	0	3	.308	.341	.649	3	0	10	2	11
Asuncion, Luis	.236	54	216	25	51	10	3	4	31	20	1	72	1	1	.316	.366	.681	2	0	6	7	3
Burgos, Edward	.444	2	9	0	4	0	0	0	0	0	0	1	1	1	.444	.444	.889	0	0	0	0	1
De La Cruz, Wilfri	.259	20	58	9	15	6	0	0	9	4	0	11	0	0	.343	.362	.705	1	0	4	0	4
Garcia, Jaffe	.229	45	131	26	30	4	2	1	10	45	0	59	6	5	.442	.313	.755	0	1	5	1	1
Guzman, Luis	.144	41	125	20	18	2	0	0	12	34	0	58	10	4	.331	.160	.491	0	2	1	3	25
Lezama, Jose	.325	38	126	14	41	7	0	0	23	32	0	17	0	1	.466	.381	.847	1	2	2	3	13
Molina, Leudy	.288	36	112	11	30	4	0	1	13	12	0	43	1	3	.344	.330	.674	0	0	1	2	5
Olmo, Dayon	.245	38	147	36	36	5	3	1	16	27	0	37	18	6	.376	.340	.717	0	2	4	3	7
Ortega, Ariel	.304	29	102	22	31	2	1	1	8	8	0	16	4	4	.377	.373	.750	0	6	4	4	4
Perez, Aurelio	.234	25	64	6	15	3	0	0	6	13	0	23	8	4	.395	.281	.676	0	0	4	0	2
Rodriguez, Ricardo	.270	28	100	15	27	5	0	2	14	8	1	11	1	0	.339	.380	.719	1	0	3	2	6
Sabala, Elvis	.123	48	155	28	19	2	1	0	8	26	0	80	12	3	.281	.148	.430	2	1	9	2	20
Sanchez, Jonelqui	.225	11	40	5	9	1	0	0	5	3	0	11	0	0	.295	.250	.545	0	0	1	0	6
Santos, Angel	.254	44	134	20	34	2	2	0	11	19	0	40	18	4	.355	.299	.653	0	5	2	0	4
Sotillo, Jose	.301	35	123	18	37	3	1	1	11	10	0	39	7	5	.367	.366	.733	2	2	4	1	3
Suarez, Felix	.239	31	113	21	27	7	1	0	11	12	0	26	10	5	.336	.319	.654	1	3	5	0	9
Taveras, Carlos	.171	46	146	16	25	8	1	0	14	34	0	55	13	3	.342	.240	.582	0	5	4	1	5
Ugueto, Elys	.166	52	175	25	29	1	1	1	27	36	0	48	13	5	.318	.200	.518	0	0	3	2	14
Vizcaino, Manuel	.194	43	139	18	27	5	2	2	18	18	0	45	5	7	.313	.302	.615	2	0	7	2	19
TEAM TOTAL	.226	72	2394	360	541	84	18	20	271	380	2	769	128	64	.349	.301	.650	15	29	79	35	179

2015 DOMINICAN PADRES PITCHING STATISTICS

PLAYER	W	L	ERA	G	GS	CG	SHO	SV	SVO	IP	H	R	ER	HR	HB	BB	SO	BK	WP	AVG
Arias, Juan	5	2	3.35	21	0	0	0	5	6	40.1	37	22	15	0	6	14	37	1	7	.236
Beltran, Pedro	0	5	6.32	14	4	0	0	0	0	31.1	37	36	22	0	3	34	17	0	14	.308
Clase, Emmanuel	2	1	1.99	13	10	0	0	0	0	54.1	53	31	12	1	2	21	49	2	11	.252
Cooper, Elby	1	0	3.00	8	0	0	0	0	1	9.0	7	7	3	1	0	13	10	0	4	.212
Cordero, Starlin	3	2	4.94	15	4	0	0	0	0	31.0	24	24	17	0	3	28	32	0	9	.209
Cordova, Eisler	1	7	6.99	15	7	0	0	0	1	47.2	56	48	37	4	7	28	47	0	9	.295
De Los Santos, Erick	3	1	7.67	23	0	0	0	1	1	31.2	38	28	27	3	1	25	34	0	13	.292
Diaz, Adonis	1	2	3.92	9	0	0	0	1	3	20.2	24	14	9	1	2	10	19	1	1	.289
Garcia, Jean	0	1	5.54	3	3	0	0	0	0	13.0	18	11	8	1	2	3	7	0	3	.346
Garcia, Joel	4	3	2.53	19	2	0	0	1	3	42.2	31	23	12	2	1	33	44	1	9	.200
Gonzalez, Manuel	1	0	1.50	3	3	0	0	0	0	12.0	15	7	2	0	1	8	18	0	4	.294
Guzman, Jonathan	2	3	3.68	19	0	0	0	0	1	36.2	31	32	15	2	9	26	30	0	12	.225
Guzman, Oliber	0	0	0.00	1	0	0	0	0	0	2.0	1	0	0	0	1	0	1	0	1	.167
Lebron, Jaimito	0	1	6.43	6	4	0	0	0	0	7.0	9	5	5	0	2	2	3	0	2	.290
Linares, Joel	1	1	3.46	3	3	0	0	0	0	13.0	10	5	5	2	0	6	16	0	1	.196
Lopez, Dari	0	0	2.97	12	5	0	0	0	1	33.1	32	16	11	1	2	6	38	0	3	.246
Lopez, Diomar	1	1	2.18	11	0	0	0	1	1	20.2	11	5	5	3	2	4	17	0	0	.157
Machuca, Cristian	2	2	4.74	13	7	0	0	0	0	49.1	59	35	26	4	4	15	41	0	2	.295
Martinez, Adrian	0	0	4.41	7	2	0	0	0	0	16.1	19	9	8	0	2	2	19	0	2	.279
Molina, Leudy	0	0	9.00	1	0	0	0	0	0	1.0	1	1	1	0	0	1	2	0	0	.250
Perez, Aurelio	0	0	9.00	4	0	0	0	0	0	4.0	6	5	4	0	0	3	1	1	0	.316
Perez, Luis	2	1	2.33	19	0	0	0	4	5	27.0	28	11	7	0	4	15	21	0	6	.269
Ramirez, Emmanuel	0	0	4.91	2	2	0	0	0	0	7.1	6	4	4	0	1	5	9	0	0	.231
Ramos, Jordis	0	2	8.31	8	5	0	0	0	0	17.1	29	24	16	0	0	20	11	0	10	.367
Reyes, Ramon	0	0	0.00	1	0	0	0	0	0	1.0	0	0	0	0	0	1	1	0	0	.000
Rivera, Carlos	0	0	3.86	4	0	0	0	0	0	7.0	5	3	3	0	1	3	9	0	2	.200
Solano, Eduardo	0	4	6.18	17	9	0	0	0	0	39.1	41	39	27	2	2	40	31	1	17	.266
Sotillo, Jose	0	0	0.00	1	0	0	0	0	0	2.0	0	0	0	0	1	0	2	0	0	.000
Torres, Wilmer	1	0	0.66	5	2	0	0	0	0	13.2	6	1	1	0	1	4	11	0	1	.133
Ynfante, Starling	1	1	0.84	3	0	0	0	1	1	10.2	6	3	1	1	0	6	18	0	1	.154
TEAM TOTAL	31	40	4.23	72	72	0	2	14	24	642.1	640	449	302	28	60	376	595	7	144	.257



JEREMY RODRIGUEZ

MANAGER

- Jeremy Rodriguez enters his second season as manager of the Padres Dominican Summer League squad...the former catcher began the 2015 with Single-A Lake Elsinore, playing in seven games for the Storm before electing to retire and begin his professional coaching career as manager of the DSL Padres.
- Originally signed by the Padres as a 16th-round selection in the 2011 First-Year Player Draft out of California State University, Bakersfield, he hit .235 (114-for-485) with 16 doubles, two triples, 52 RBI and 53 runs scored in 173 games over parts of five minor league seasons (2011-15) with San Diego.
- Resides in Southern California.



NELSON CRUZ

PITCHING COACH

- Nelson Cruz enters his sixth in the Padres organization and first coaching for the club's Dominican Summer League affiliate...spent the previous four seasons coaching the organization's Short-Season affiliate after coaching the 2013 season for the Padres Rookie-Level affiliate.
- In 2015, helped coach the Dust Devils pitching staff to a 3.56 ERA with 675 strikeouts, both good for third-best in the Northwest League last season, along with 42 wins, tied for second-most in the league.
- Under his guidance in 2012, the Emeralds pitching staff led the Northwest League in wins (47), ERA (3.00), innings pitched (683.0), strikeouts (647) and WHIP (1.25) while ranking tied for second in saves (23)...the club also allowed the fewest base hits (588) and second-fewest home runs (32)...in 2011, he helped lead an Emeralds pitching staff that ranked third in the Northwest League in ERA (3.79) and

second in strikeouts (644) and WHIP (1.31).

- Following the 2012 season was honored with the Jack Krol Award for his contributions to Padres' player development.
- The right-hander played parts of six Major League seasons with the Chicago White Sox (1997), Detroit Tigers (1999-2000), Houston Astros (2001-02) and Colorado Rockies (2003), going 15-23 with a 5.04 ERA (195 ER/348.1 IP) and 277 strikeouts against 109 walks over 204 games (18 starts) in his big league career.
- Was originally signed by the Montreal Expos as a non-drafted free agent in 1989.
- In 2000, was traded by the Tigers along with Doug Brocail and former Padres' Special Assistant to Baseball Operations Brad Ausmus to Houston in exchange for Roger Cedeno, Chris Holt and Mitch Meluskey.
- Born September 13, 1972 in the Dominican Republic, Cruz attended Liceo Jose Castellanos in the DR...resides with his wife, Dilicea, son Nelson Jr., and daughter, Dileiny.



JACKSON QUEZADA

PITCHING COACH

- Jackson Quezada returns to the club's Dominican Summer League affiliate for his fifth campaign...made his coaching debut with the Dominican Summer League Padres in 2012.
- Played professionally in the San Diego Padres organization for parts of five minor league seasons (2004-08, 2010)...went 18-13 with a 2.45 ERA (76 ER, 279.0 IP), 36 saves and 253 strikeouts against 70 walks in 143 games, 24 starts, in his career...missed the entire 2009 season after undergoing surgery on his right shoulder in June of 2009.
- Born August 9, 1986 in Elias Pina, Dominican Republic...resides in Santo Domingo, Dominican Republic with his wife, Ivania Martinez, son, Jackson Zaith, and daughter, Sorangel.



JHONALDO POZO

CATCHING COACH

- Jhonaldo Pozo returns for his fourth season with the Padres after making his coaching debut as catching instructor for the club's Dominican Summer League affiliate in 2013.
- Was originally signed by the Padres as a non-drafted free agent in March 2007 out of the Dominican Republic.
- Over parts of five professional seasons playing in the Padres organization, he hit .207 (121-for-585) with 31 doubles, three triples, eight home runs, 73 RBI and 53 runs scored in 200 games played.
- Born March 28, 1989 in San Pedro de Macoris, Dominican Republic, where he still resides.

DSL PADRES SUPPORT STAFF



Maritza Castro
Athletic Trainer



Juan Cabrera
Assistant Athletic Trainer



Dan Hayes
Strength & Conditioning Coach

OVERALL #1 DRAFT SELECTIONS TO APPEAR WITH THE PADRES

Since the Padres first season in 1969, the franchise has seen a total of eight No. 1 overall draft choices play in a Padres uniform.

DRAFT	PLAYER	ORIGINAL TEAM	YEARS WITH PADRES
1970	Mike Ivie (1B)	San Diego	1971, 1974-1977
1972	Dave Roberts (3B)	San Diego	1972-75, 1977-78
1974	Bill Almon (INF)	San Diego	1974-1979
1984	Shawn Abner (OF)	New York-NL	1987-1991
1988	Andy Benes (RHP)	San Diego	1989-1995
1992	Phil Nevin (INF)	Houston	1999-2005
2000	Adrian Gonzalez (1B)	Florida	2006-2010
2005	Justin Upton (LF)	Arizona	2015



PADRES DOMINICAN REPUBLIC BASEBALL PARK

The San Diego Padres set new standards for Major League Baseball training facilities with their state-of-the-art Dominican Republic Baseball Park in Najayo, San Cristobal.

Officially opened on April 30, 2008, the complex serves as the hub of the Padres' Latin American operations where international players live and train year-round. The complex is also the home of the Dominican Summer League Padres. It served as the host location for the 2013 Padres' Instructional League.

The facility boasts two regulation-size playing fields and a half field, batting tunnels, covered pitching mounds, and a clubhouse containing Major League-caliber weight and training rooms. In addition, the complex has housing for over 60 players as well as managers and coaches and includes a kitchen and dining facilities. In an effort to create the ultimate facility, the Padres have incorporated on-site classrooms, a library and computer learning centers and have established a first-rate player education program.

In conjunction with the construction of its Dominican Republic Baseball Park, the Padres have pioneered a community outreach program aimed at improving the quality of basic public education in the Dominican Republic. The Padres have partnered with SDSU, UCSD, SurFuturo, USAID and the American Chamber of Commerce Dominican Republic to improve four local community schools and incorporate after-school programs for students.

Location: Najayo, San Cristobal, Dominican Republic

Design: HOK Sport

Local Architect: Jose Mella Febles & Assoc., S.A.

Construction Management: RALCO Construction Management Services

Contractors: Ing. Cristian Ciccone y Asociados, C. Por A.

Gross Sq. Footage: 15 acres (653,400 square feet)

Features:

- Two regulation-size playing fields
- One half field
- Batting tunnels
- 20,000 sq. ft. clubhouse
- 18,000 sq. ft. players residence
- 5,000 sq. ft. managers/coaches residence
- Administrative offices
- Weight and training rooms
- Dining hall
- Classrooms



SCOUTING & PLAYER DEVELOPMENT

2015 FIRST-YEAR PLAYER DRAFT

RD.	PLAYER	POS.	B/T	HT	WT	SCHOOL	HOMETOWN
2.	Austin Smith (51)	RHP	6-4	220	R/R	Park Vista Community HS (FL)	Boynton Beach, FL
3.	Jacob Nix (86)	RHP	6-4	220	R/R	IMG Academy (FL)	Los Alamitos, CA
4.	Austin Allen	C	6-3	225	L/R	Florida Tech (FL)	Kirkwood, Mo.
5.	Josh Magee	CF	5-10	180	R/R	Franklinton HS (LA)	Franklinton, LA
6.	Jordan Guerrero	RHP	6-5	260	R/R	Polk State College (FL)	Sarasota, FL
7.	Trevor Megill	RHP	6-8	235	L/R	Loyola Marymount University (CA)	Huntington Beach, CA
8.	Aldemar Burgos	CF	6-0	170	R/R	Carlos Beltran Baseball Academy (PR)	Guaynabo, PR
9.	Jerry Keel	LHP	6-6	240	L/L	Cal State Northridge (CA)	Palmdale, CA
10.	Justin Pacchioli	CF	6-2	190	R/R	Lehigh University (PA)	Easton, PA
11.	Brett Kennedy	RHP	6-0	200	R/R	Fordham University (NY)	Brigantine, N.J
12.	Peter Van Gansen	SS	5-10	175	L/R	Cal Poly San Luis Obispo (CA)	San Fernando, CA
13.	William Headean	LHP	6-4	230	R/L	Illinois State University (IL)	West Lafayette, IN
14.	Kyle Overstreet	C	5-11	200	R/R	University of Alabama (AL)	Boaz, AL
15.	Brad Zunica	1B	6-6	256	L/R	State College of Florida Manatee	Bradenton, FL
16.	Elliot Ashbeck	RHP	6-4	215	L/R	Bradley University (IL)	Marshfield, WI
17.	Trey Wingenter	RHP	6-7	200	R/R	Auburn University (AL)	Madison, AL
18.	Justin Harrer	SS	6-2	195	R/R	Sisters HS (OR)	Sisters, OR
19.	Alan Garcia	OF	6-0	210	L/L	Mountain Pointe HS (AZ)	Phoenix, AZ
20.	Phil Maton	RHP	6-3	205	R/R	Louisiana Tech University (LA)	Chatham, IL
21.	Nick Monroe	RHP	6-4	240	R/R	University of North Carolina – Wilmington	Mebane, NC
22.	Christian Cecilio	LHP	6-2	185	S/L	University of San Francisco (CA)	San Jose, CA
23.	Chris Chatfield	CF	6-3	200	L/L	Spoto HS (FL)	Riverview, FL
24.	Jamar Smith	C	6-2	215	R/R	Meridian HS (MS)	Meridian, MS
25.	Chase Williams	RHP	6-5	230	R/R	Wichita State University (KS)	Broken Arrow, OK
26.	Kodie Tidwell	SS	6-1	195	L/R	University of Louisiana Monroe (LA)	Monroe, LA
27.	Colton Howell	RHP	6-1	200	R/R	University of Nebraska (NE)	O'Fallon, MO
28.	Corey Hale	LHP	6-7	255	L/L	University of Mobile (AL)	Luverne, AL
29.	Tyler Moore	2B	5-8	170	R/R	University of South Carolina Aiken (SC)	Evans, GA
30.	A.J. Kennedy	C	6-1	190	R/R	Cal State Fullerton (CA)	Anaheim, CA
31.	Andres Gracia	RHP	6-3	240	R/R	Samford University (AL)	Miami, FL
32.	Louis Distasio	RHP	6-4	195	R/R	University of Rhode Island (RI)	Yarmouth, ME
33.	Braxton Lorenzini	RHP	6-4	175	R/R	West Hills College (CA)	Aurora, CO
34.	Ty France	3B	6-1	205	R/R	San Diego State University (CA)	West Covina, CA
35.	Nathan Foriest	LHP	6-2	190	R/L	Middle Tennessee State (TN)	Kingston Springs, TN
36.	Alex Webb	RHP	6-2	210	R/R	University of British Columbia (BC)	Surrey, BC
37.	Blake Rogers	RHP	6-2	200	R/R	Oklahoma University (OK)	Lewisville, TX
38.	Dean Kremer	RHP	6-2	185	R/R	San Joaquin Delta College (CA)	Stockton, CA
39.	Adam Hill	RHP	6-6	185	R/R	T.L. Hanna HS (SC)	Anderson, SC
40.	Trevor Larnach	OF	6-4	205	L/R	College Park HS (CA)	Pleasant Hill, CA

Players in **bold** signed or agreed to terms



SCOUTING & PLAYER DEVELOPMENT

ALL-TIME FIRST ROUND DRAFT PICKS

YEAR	MONTH	PLAYER	POS.	YEAR	MONTH	PLAYER	POS.
1969	June	Randy Elliott	OF-INF	1991	June	Joey Hamilton	RHP
1970	Jan.	John Scott	OF	1992	June	None	
	June	Mike Ivie	C	1993	June	Derrek Lee	INF
1971	Jan.	Dave Hilton	INF	1994	June	Dustin Hermanson	RHP
		*John Grubb	OF	1995	June	Ben Davis	C
	June	Jay Franklin	RHP	1996	June	Matt Halloran	INF
1972	Jan.	Cliff Butcher	RHP	1997	June	Kevin Nicholson	INF
		*Rich Troedson	LHP	1998	June	Sean Burroughs	INF
	June	Dave Roberts	INF	1999	June	Vince Faison	OF
1973	Jan.	Dave Wehrmeister	RHP			Gerik Baxter	RHP
	June	Dave Winfield	OF			Omar Ortiz	RHP
1974	Jan.	Tucker Ashford	INF	2000	June	Mark Phillips	LHP
	June	Bill Almon	INF	2001	June	Jake Gautreau	INF
1975	Jan.	Gene Richards	OF	2002	June	Khalil Greene	INF
		*Juan Eichelberger	RHP	2003	June	Tim Stauffer	RHP
	June	Mike Lentz	LHP	2004	June	Matt Bush	INF
1976	Jan.	Keith Miller	C	2005	June	Cesar Carrillo	RHP
		Bob Shirley	LHP			*Cesar Ramos	LHP
	June	Bob Owchinko	LHP	2006	June	Matt Antonelli	INF
1977	Jan.	Kevin Chapman	RHP			*Kyler Burke	OF
	June	Brian Greer	OF	2007	June	Nick Schmidt	LHP
1978	Jan.	Don Johnson	LHP			* Kellen Kulbacki	OF
	June	Andy Hawkins	RHP			* Drew Cumberland	SS
1979	Jan.	John Stevenson	INF			* Mitch Canham	C
	June	Joe Lansford	INF			* Cory Luebke	LHP
		Bob Geren	C			* Daniel Payne	OF
1980	Jan.	Ricky McMullen	INF	2008	June	Allan Dykstra	INF
	June	Jeff Pyburn	OF			*Jaff Decker	OF
1981	June	Kevin McReynolds	OF			* Logan Forsythe	INF
		Frank Castro	C	2009	June	Donavan Tate	OF
1982	Jan.	*Scott Parsons	RHP	2010	June	# Karsten Whitson	RHP
	June	Jimmy Jones	RHP	2011	June	Cory Spangenberg	INF
		*Kevin Towers	RHP			Joe Ross	RHP
1983	June	Ray Hayward	LHP			*Michael Kelly	RHP
		*Craig Reid	INF			*# Brett Austin	C
1984	Jan.	Larry Martin	OF			*Jace Peterson	INF
		*Randell Byers	OF	2012	June	Max Fried	LHP
	June	Shane Mack	OF			*Zach Eflin	RHP
		*Robert Grandstaff	INF			*Travis Jankowski	OF
1985	June	Joey Cora	INF			*Walker Weickel	RHP
1986	Jan.	Doug Brocail	RHP	2013	June	Hunter Renfroe	OF
		*Brian Harrison	LHP	2014	June	Trea Turner	SS
	June	Thomas Howard	OF	2015	June	None	
		*Pete Roberts	LHP				
1987	June	Kevin Garner	RHP				
1988	June	Andy Benes	RHP				
1989	June	None					
1990	June	Robbie Beckett	LHP				

*Selected in the Secondary Phase

Did not sign

Players in **blue** reached the Majors with the Padres

SCOUTING & PLAYER DEVELOPMENT

PADRES AFFILIATE HISTORY

ALL-TIME PADRES TRIPLE-A AFFILIATES

1969	Omaha	American Association	2001-10	Portland	Pacific Coast League
1970	Salt Lake City	Pacific Coast League	2011-13	Tucson	Pacific Coast League
1971-82	Honolulu	Pacific Coast League	2014-	El Paso	Pacific Coast League
1983-2000	Las Vegas	Pacific Coast League			

ALL-TIME PADRES DOUBLE-A AFFILIATES

1969	Elmira	Eastern League	1987-94	Wichita	Texas League
1972-75	Alexandria	Texas League	1995-96	Memphis	Southern League
1976-82	Amarillo	Texas League	1997-2006	Mobile	Southern League
1983-86	Beaumont	Texas League	2007-	San Antonio	Texas League

ALL-TIME PADRES HIGH-A AFFILIATES

1969	Key West	Florida State League
1970-71	Lodi	California League
1972	Kinston	Carolina League
1975-87	Reno	California League
1981-83	Salem	Carolina League
1983-94	Miami	Florida State League
1988-90	Riverside	California League
1991-92	High Desert	California League
1993-2000	Rancho Cuc.	California League
2001-	Lake Elsinore	California League

ALL-TIME PADRES LOW-A AFFILIATES

1985-92	Charleston	South Atlantic League
1989-94	Waterloo	Midwest League
1993-99	Clinton	Midwest League
1999-	Fort Wayne	Midwest League

ALL-TIME PADRES SHORT-A AFFILIATES

1969-70	Elmira	Eastern League
1970-72	Tri Cities	Northwest League
1973-82	Walla Walla	Northwest League
1980	Grays Harbor	Northwest League
1983-94	Spokane	Northwest League
2001-14	Eugene	Northwest League
2015-	Tri-City	Northwest League

ALL-TIME PADRES ROOKIE AFFILIATES

1969	Salt Lake City	Pioneer League
1981	Bradenton	Gulf Coast League
1982	Sarasota	Gulf Coast League
1989-92	Scottsdale	Arizona Rookie League
1993-2000	Peoria	Arizona Rookie League
1995-2003	Idaho Falls	Pioneer League
2004-	Peoria	Arizona Rookie League



SCOUTING & PLAYER DEVELOPMENT

2016 MINOR LEAGUE PLAYERS

ALARCON, KELVIN DE JESUS INF

HT: 6-1 WT: 155 B/T: S/R HOMETOWN: Villa de Cura, Venezuela
 BORN: March 6, 1999 in Villa de Cura, Venezuela OPENING DAY AGE: 17
 HOW ACQUIRED: Signed as a non-drafted free agent: July 2, 2015
 SIGNED BY: Luis Prieto (Padres)

ALGER, BRANDON ALAN LHP

HT: 6-3 WT: 190 B/T: L/L HOMETOWN: Leo, IN
 BORN: July 4, 1991 in Fort Wayne, IN OPENING DAY AGE: 24
 HIGH SCHOOL: Leo High School (IN) COLLEGE: Indiana Tech (IN)
 HOW ACQUIRED: Signed as a 26th-round selection in the 2012 First-Year Player Draft
 SIGNED BY: Mark Conner (Padres)

YR	CLUB	W-L	ERA	G	GS	CG	SHO	SV	IP	H	R	ER	HR	HB	BB	SO	WP	BK	AVG
2012	Eugene (A)	4-1	2.32	15	5	0	0	0	42.2	39	12	11	0	0	6	36	0	0	.242
2013	Lake Elsinore (A)	4-9	5.68	37	9	0	0	0	90.1	128	71	57	7	1	18	67	3	0	.331
2014	Lake Elsinore (A)	4-3	2.70	53	0	0	0	15	63.1	45	22	19	5	2	19	73	4	1	.191
2015	Lake Elsinore (A)	0-0	0.00	3	0	0	0	0	4.0	2	0	0	0	1	2	3	0	0	.167
	San Antonio (AA)	3-6	3.75	48	0	0	0	1	60.0	50	29	25	5	2	39	55	4	0	.233
Minor League Totals		15-19	3.87	156	14	0	0	16	260.1	264	134	112	17	6	84	234	11	1	.281

ALLEN, AUSTIN M. C

HT: 6-4 WT: 225 B/T: L/R HOMETOWN: St. Louis, MO
 BORN: January 16, 1994 in St. Louis, MO OPENING DAY AGE: 22
 HIGH SCHOOL: Chaminade High School (MO) COLLEGE: Florida Tech (FL)
 HOW ACQUIRED: Signed as a fourth-round selection in the 2015 First-Year Player Draft
 SIGNED BY: Willie Bosque (Padres)

YR	CLUB	AVG	G	AB	R	H	2B	3B	HR	RBI	SH	SF	HP	BB	SO	SB	CS	OBP	SLG	E
2015	Tri-City (A)	.240	53	196	23	47	10	1	2	34	0	3	2	21	38	1	2	.315	.332	5

ALLEN, LOGAN S. LHP

HT: 6-3 WT: 200 B/T: R/L HOMETOWN: West Palm Beach, FL
 BORN: May 23, 1997 in West Palm Beach, FL OPENING DAY AGE: 18
 HIGH SCHOOL: IMG Academy (FL)
 HOW ACQUIRED: From Boston along with OF Manuel Margot and INFs Javier Guerra and Carlos Asuaje for RHP Craig Kimbrel: November 13, 2015
 SIGNED BY: (Red Sox)
 CAREER NOTES: 2016: Named the No. 8 prospect in the Padres organization by *Baseball America* heading into the 2016 season.
 2015: Originally signed by the Boston Red Sox as an eighth-round selection in the 2015 First-Year Player Draft.

YR	CLUB	W-L	ERA	G	GS	CG	SHO	SV	IP	H	R	ER	HR	HB	BB	SO	WP	BK	AVG
2015	GCL Red Sox (R)	0-0	0.90	7	7	0	0	0	20.0	12	2	2	0	0	1	24	1	0	.171
	Lowell (A)	0-0	2.08	1	1	0	0	0	4.1	6	1	1	0	0	0	2	0	0	.300
Minor League Totals		0-0	1.11	8	8	0	0	0	24.1	18	3	3	0	0	1	26	1	0	.200

ARAGON, BRYANT ALONSO C

HT: 6-2 WT: 160 B/T: L/R HOMETOWN: Sonora, Mexico
 BORN: April 10, 1998 in Ciudad Obregon, Mexico OPENING DAY AGE: 17
 HOW ACQUIRED: Signed as a non-drafted free agent: December 3, 2014
 SIGNED BY: Chris Kemp (Padres)

YR	CLUB	AVG	G	AB	R	H	2B	3B	HR	RBI	SH	SF	HP	BB	SO	SB	CS	OBP	SLG	E
2015	AZL Padres (R)	.224	17	58	8	13	3	2	0	9	0	1	2	3	22	0	1	.281	.345	1

ARIAS, ENMANUEL INF

HT: 6-1 WT: 215 B/T: R/R HOMETOWN: Enriquillo, DR
 BORN: December 16, 1994 in Enriquillo, DR OPENING DAY AGE: 21
 HOW ACQUIRED: Signed as a non-drafted free agent: October 5, 2013
 SIGNED BY: Randy Smith, Felix Feliz and Martin Jose (Padres)

YR	CLUB	AVG	G	AB	R	H	2B	3B	HR	RBI	SH	SF	HP	BB	SO	SB	CS	OBP	SLG	E
2014	DSL Padres (R)	.101	42	138	10	14	7	0	0	11	0	2	2	8	66	3	1	.160	.152	16
2015	DSL Padres (R)	.201	56	179	25	36	7	0	6	24	0	3	10	19	77	0	3	.308	.341	11
Minor League Totals		.158	98	317	35	50	14	0	6	35	0	5	12	27	143	3	4	.247	.259	27

ARIAS, JUAN CARLOS RHP

HT: 6-2 WT: 175 B/T: R/R HOMETOWN: Bani, DR
 BORN: May 6, 1995 in Bani, DR OPENING DAY AGE: 20
 HOW ACQUIRED: Signed as a non-drafted free agent: January 29, 2015
 SIGNED BY: Martin Jose (Padres)

YR	CLUB	W-L	ERA	G	GS	CG	SHO	SV	IP	H	R	ER	HR	HB	BB	SO	WP	BK	AVG
2015	DSL Padres (R)	5-2	3.35	21	0	0	0	5	40.1	37	22	15	0	6	14	37	7	1	.236

ARIAS, PABLO ANTONIO OF

HT: 6-0 WT: 153 B/T: L/L HOMETOWN: San Cristobal, DR
 BORN: February 21, 1997 in San Cristobal, DR OPENING DAY AGE: 19
 HOW ACQUIRED: Signed as a non-drafted free agent: July 2, 2015
 SIGNED BY: (Padres)

SCOUTING & PLAYER DEVELOPMENT

ASENCIO, YEISON

OF

HT: 6-1 **WT:** 225 **B/T:** R/R **HOMETOWN:** San Cristobal, DR
BORN: November 14, 1989 in San Cristobal, DR
HOW ACQUIRED: Signed as a non-drafted free agent: July 2, 2009
SIGNED BY: Randy Smith, Felix Feliz and Martin Jose (Padres)
CAREER NOTES: **2014:** Named a Texas League Post-Season All-Star and an Organization All-Star by MiLB.com...**2013:** Selected to the World Roster of the SiriusXM All-Star Futures Game at Citi Field in New York...named an Organization All-Star by MiLB.com...**2012:** Won the Midwest League batting title for the Fort Wayne TinCaps after he hit .323...**2011:** Named an Arizona Summer League Post-Season All-Star after he led the league in runs scored (50) and total bases (123)...named the No. 1 prospect in the Arizona League by *Baseball America*...**2010:** Named a Dominican Summer League Mid-Season All-Star.

YR	CLUB	AVG	G	AB	R	H	2B	3B	HR	RBI	SH	SF	HP	BB	SO	SB	CS	OBP	SLG	E
2010	DSL Padres (R)	.241	66	228	43	55	14	3	5	37	0	2	5	27	40	12	5	.332	.395	5
2011	AZL Padres (R)	.348	50	210	50*	73	13	8	7	46+	0	1	3	4	25	8	2	.367	.586	9
2012	Fort Wayne (A)	.323*	92	350	47	113	21	4	8	61	1	7	4	16	38	7	6	.353	.474	6
2013	Lake Elsinore (A)	.296	57	243	34	72	20	2	5	44	0	4	0	10	29	1	1	.319	.457	0
	San Antonio (AA)	.261	74	291	25	76	15	3	2	32	0	2	3	13	29	3	2	.298	.354	5
2014	San Antonio (AA)	.284	117	455	51	129	21	3	10	44	3	1	3	24	57	8	4	.323	.409	10
	El Paso (AAA)	.333	21	81	16	27	4	0	5	15	0	0	1	4	9	0	1	.372	.568	2
2015	San Antonio (AA)	.301	126	482	48	145	23	1	13	74	0	4	8	14	40	6	3	.329	.434	9
Minor League Totals		.295	603	2340	314	690	131	24	55	353	4	21	27	112	267	45	24	.332	.442	46

ASHBECK, ELLIOT G.

RHP

HT: 6-3 **WT:** 215 **B/T:** L/R **HOMETOWN:** Marshfield, WI
BORN: November 16, 1993 in Marshfield, WI
HIGH SCHOOL: Marshfield High School (WI)
COLLEGE: Bradley (IL)
HOW ACQUIRED: Signed as a 16th-round selection in the 2015 First-Year Player Draft
SIGNED BY: Jeff Stewart (Padres)

YR	CLUB	W-L	ERA	G	GS	CG	SHO	SV	IP	H	R	ER	HR	HB	BB	SO	WP	BK	AVG
2015	AZL Padres (R)	2-0	3.51	16	0	0	0	4	25.2	26	12	10	3	1	4	22	5	0	.252

ASUNCION, LUIS ERNESTO

OF

HT: 6-4 **WT:** 205 **B/T:** R/R **HOMETOWN:** Santo Domingo, DR
BORN: February 27, 1997 in Santo Domingo, DR
HOW ACQUIRED: Signed as a non-drafted free agent: November 1, 2013
SIGNED BY: Randy Smith, Felix Feliz and Ysrael Rojas (Padres)

YR	CLUB	AVG	G	AB	R	H	2B	3B	HR	RBI	SH	SF	HP	BB	SO	SB	CS	OBP	SLG	E
2014	DSL Padres (R)	.135	26	104	9	14	0	1	2	10	0	0	3	5	33	0	0	.196	.212	2
2015	DSL Padres (R)	.236	54	216	25	51	10	3	4	31	0	2	6	20	72	1	1	.316	.366	3
Minor League Totals		.203	80	320	34	65	10	4	6	41	0	2	9	25	105	1	1	.278	.316	5

BARTSCH, KYLE MICHAEL

LHP

HT: 5-11 **WT:** 200 **B/T:** L/L **HOMETOWN:** Hurst, TX
BORN: March 10, 1991 in Hurst, TX
HIGH SCHOOL: L.D. Bell High School (TX)
COLLEGE: University of South Alabama
HOW ACQUIRED: From the Kansas City Royals in exchange for OF Raymond Fuentes
SIGNED BY: Sean Gibbs (Royals)
CAREER NOTES: **2013:** Originally signed by the Kansas City Royals as a seventh-round selection in the First-Year Player Draft.

YR	CLUB	W-L	ERA	G	GS	CG	SHO	SV	IP	H	R	ER	HR	HB	BB	SO	WP	BK	AVG
2013	Idaho Falls (R)	2-1	2.45	21	0	0	0	3	29.1	20	12	8	0	0	9	37	5	0	.190
2014	Wilmington (A)	5-5	2.29	41	0	0	0	7	55.0	45	16	14	3	0	12	52	3	0	.227
2015	Lake Elsinore (A)	1-3	4.60	52	1	0	0	0	72.1	101	44	37	4	2	23	69	7	0	.334
Minor League Totals		8-9	3.39	114	1	0	0	10	156.2	166	72	59	7	2	44	158	15	0	.274

BELEN, CARLOS REYNALDO

INF

HT: 6-1 **WT:** 213 **B/T:** R/R **HOMETOWN:** Santo Domingo, DR
BORN: February 28, 1996 in Santo Domingo, DR
HOW ACQUIRED: Signed as a non-drafted free agent: July 2, 2012
SIGNED BY: Felix Feliz, Ysrael Rojas and Randy Smith (Padres)

YR	CLUB	AVG	G	AB	R	H	2B	3B	HR	RBI	SH	SF	HP	BB	SO	SB	CS	OBP	SLG	E
2013	DSL Padres (R)	.247	64	231	34	57	9	4	7	27	0	2	6	26	60	5	6	.336	.411	27
	AZL Padres (R)	.211	5	19	3	4	0	0	1	1	0	0	1	1	7	1	0	.286	.368	1
2014	AZL Padres (R)	.256	37	133	20	34	5	9+	5	22	0	2	6	14	61	3	1	.348	.541	14
2015	Tri-City (A)	.218	66	248	31	54	17	3	6	35	0	5	3	28	113	5	3	.299	.383	21
Minor League Totals		.236	172	631	88	149	31	16	19	85	0	9	16	69	241	14	10	.323	.426	63

BELTRAN, PEDRO J.

RHP

HT: 6-4 **WT:** 185 **B/T:** R/R **HOMETOWN:** Santo Domingo, DR
BORN: January 19, 1998 in Santo Domingo, DR
HOW ACQUIRED: Signed as a non-drafted free agent: July 2, 2014
SIGNED BY: Felix Feliz (Padres)

YR	CLUB	W-L	ERA	G	GS	CG	SHO	SV	IP	H	R	ER	HR	HB	BB	SO	WP	BK	AVG
2015	DSL Padres (R)	0-5	6.32	14	4	0	0	0	31.1	37	36	22	0	3	34	17	14	0	.308



SCOUTING & PLAYER DEVELOPMENT

BENJAMIN, RAMON ANTONIO

LHP

HT: 6-1 WT: 195 B/T: R/L HOMETOWN: Santo Domingo, DR
 BORN: June 14, 1987 in San Jose de Los Llanos, DR
 HOW ACQUIRED: Signed as a minor league free agent: November 11, 2015
 SIGNED BY: Sandy Nin (Marlins)
 CAREER NOTES: 2006: Originally signed by the Marlins as a non-drafted free agent on May 31, 2006.

YR	CLUB	W-L	ERA	G	GS	CG	SHO	SV	IP	H	R	ER	HR	HB	BB	SO	WP	BK	AVG
2006	DSL Marlins (R)	2-4	5.75	13	7	0	0	0	40.2	53	30	26	1	0	17	30	2	1	.323
2007	GCL Marlins (R)	4-3	2.82	16	2	0	0	0	38.1	25	13	12	0	7	20	32	1	0	.187
2009	Jamestown (A)	1-1	3.77	18	0	0	0	0	28.2	25	12	12	1	3	11	31	3	0	.243
	Greensboro (A)	1-0	1.00	6	0	0	0	0	9.0	5	1	1	0	0	7	11	1	0	.147
2010	Greensboro (A)	3-3	3.46	43	0	0	0	1	67.2	57	41	26	6	2	34	71	6	1	.218
2011	Jupiter (A)	5-1	3.29	27	0	0	0	1	41.0	36	18	15	1	2	19	37	5	0	.235
	Jacksonville (AA)	2-2	4.64	16	0	0	0	0	21.1	30	21	11	2	2	12	16	2	0	.337
2014	Tampa (A)	0-2	3.75	22	0	0	0	1	36.0	37	19	15	1	1	19	34	4	0	.278
2015	Rancho Cucamonga (A)	5-2	1.82	27	0	0	0	5	39.2	32	13	8	1	4	11	30	6	0	.215
	Tulsa (AA)	2-2	4.50	24	0	0	0	1	26.0	22	15	13	4	0	16	22	0	0	.234
Minor League Totals		25-20	3.59	212	9	0	0	9	348.1	322	183	139	17	21	166	314	30	2	.245

BLANCO, FELIPE SALVADOR

INF

HT: 6-1 WT: 175 B/T: R/R HOMETOWN: Valverde, DR
 BORN: December 9, 1993 in Valverde, DR
 HOW ACQUIRED: Signed as a non-drafted free agent: November 16, 2010
 SIGNED BY: Randy Smith, Felix Felix and Emenegildo Diaz (Padres)

YR	CLUB	AVG	G	AB	R	H	2B	3B	HR	RBI	SH	SF	HP	BB	SO	SB	CS	OBP	SLG	E
2011	AZL Padres (R)	.176	38	136	13	24	0	2	1	16	4	1	3	8	42	6	3	.236	.228	28
2012	AZL Padres (R)	.250	31	88	12	22	4	0	0	0	6	2	1	0	18	33	0	.374	.295	17
	Eugene (A)	.000	3	6	0	0	0	0	0	0	0	0	0	0	3	0	0	.000	.000	1
2013	Eugene (A)	.209	52	148	11	31	10	2	2	11	4	1	2	12	48	5	3	.276	.345	14
2014	Eugene (A)	.169	37	130	9	22	8	1	1	5	2	0	1	4	57	3	1	.200	.269	12
2015	Fort Wayne (A)	.209	66	206	11	43	9	1	1	15	3	1	2	13	54	8	5	.261	.277	13
	Lake Elsinore (A)	.252	38	115	11	29	3	1	2	9	4	1	1	7	44	1	2	.298	.348	4
Minor League Totals		.206	265	829	67	171	34	7	7	62	19	5	9	62	281	23	14	.267	.290	89

BLUEBERG, COLBY JAMES

RHP

HT: 6-0 WT: 185 B/T: R/R HOMETOWN: Carson City, NV
 BORN: May 11, 1993 in Carson City, NV
 HIGH SCHOOL: Carson High School (NV)
 HOW ACQUIRED: Signed as a 24th-round selection in the 2014 First-Year Player Draft
 SIGNED BY: Sam Ray (Padres)

YR	CLUB	W-L	ERA	G	GS	CG	SHO	SV	IP	H	R	ER	HR	HB	BB	SO	WP	BK	AVG
2014	Eugene (A)	2-0	0.55	18	0	0	0	1	32.2	24	4	2	0	1	6	37	2	0	.207
	Fort Wayne (A)	1-0	0.00	2	0	0	0	0	3.0	3	0	0	0	0	2	3	0	0	.250
2015	Fort Wayne (A)	4-1	1.07	41	0	0	0	21	58.2	33	8	7	0	0	15	62	3	0	.163
	Lake Elsinore (A)	0-0	21.60	1	0	0	0	0	1.2	3	5	4	1	0	1	2	0	0	.375
Minor League Totals		7-1	1.22	62	0	0	0	22	96.0	63	17	13	1	1	24	104	5	0	.186

BOUSFIELD, AUSTON AVERY ALLEN

OF

HT: 5-11 WT: 185 B/T: R/R HOMETOWN: Winter Garden, FL
 BORN: July 5, 1993 in Oakland, FL
 HIGH SCHOOL: West Orange High School (FL)
 HOW ACQUIRED: Signed as a fifth-round selection in the 2014 First-Year Player Draft
 SIGNED BY: Andrew Salvo (Padres)

YR	CLUB	AVG	G	AB	R	H	2B	3B	HR	RBI	SH	SF	HP	BB	SO	SB	CS	OBP	SLG	E
2014	Eugene (A)	.301	45	166	36	50	16	5	3	13	0	0	4	24	37	12	4	.402	.512	3
2015	Lake Elsinore (A)	.273	102	400	53	109	12	2	3	32	8	3	7	50	79	22	6	.361	.335	3
	San Antonio (AA)	.247	19	73	6	18	3	0	0	1	0	0	0	8	17	1	0	.321	.288	1
Minor League Totals		.277	166	639	95	177	31	7	6	46	8	3	11	82	133	35	10	.367	.376	7

BOYKIN, RODERICK JERRELL (ROD)

OF

HT: 6-1 WT: 175 B/T: R/R HOMETOWN: Montgomery, AL
 BORN: April 17, 1995 in Montgomery, AL
 HIGH SCHOOL: Edgewood Academy (AL)
 HOW ACQUIRED: Signed as a 12th-round selection in the 2013 First-Year Player Draft
 SIGNED BY: Andrew Salvo (Padres)

YR	CLUB	AVG	G	AB	R	H	2B	3B	HR	RBI	SH	SF	HP	BB	SO	SB	CS	OBP	SLG	E
2013	AZL Padres (R)	.279	41	154	22	43	3	1	0	10	0	0	7	12	40	11	1	.358	.312	3
2014	AZL Padres (R)	.266	21	64	8	17	6	1	0	12	0	2	1	3	20	5	1	.300	.391	1
	Eugene (A)	.278	8	18	4	5	0	1	0	0	0	0	1	0	6	2	0	.316	.389	1
2015	Tri-City (A)	.250	63	244	49	61	10	3	3	23	2	1	4	28	85	19	4	.336	.352	2
Minor League Totals		.263	133	480	83	126	19	6	3	45	2	3	13	43	151	37	6	.338	.346	7

SCOUTING & PLAYER DEVELOPMENT

BRASOBAN, YIMMI YOEL (JIMMY) RHP

HT: 6-1 WT: 185 B/T: R/R HOMETOWN: San Cristobal, DR
 BORN: June 22, 1994 in San Cristobal, DR
 HOW ACQUIRED: Signed as a non-drafted free agent: May 12, 2011
 SIGNED BY: Felix Feliz and Martin Jose (Padres)
 CAREER NOTES: 2013: Northwest League Mid-Season All-Star.

YR	CLUB	W-L	ERA	G	GS	CG	SHO	SV	IP	H	R	ER	HR	HB	BB	SO	WP	BK	AVG
2011	DSL Padres (R)	3-3	5.65	12	10	0	0	0	43.0	42	35	27	1	11	28	25	10	0	.259
2012	DSL Padres (R)	1-2	1.50	11	11	0	0	0	54.0	43	24	9	2	6	15	39	9	0	.219
	AZL Padres (R)	0-0	8.10	2	0	0	0	0	3.1	7	3	3	0	1	1	4	0	0	.438
2013	Eugene (A)	2-3	4.17	13	13	0	0	0	58.1	44	33	27	10	4	23	39	5	4	.212
2014	Eugene (A)	2-1	6.48	4	4	0	0	0	16.2	19	13	12	1	1	8	15	0	0	.275
	Fort Wayne (A)	2-4	6.54	15	14	0	0	0	64.2	79	52	47	4	3	35	50	9	0	.302
2015	Fort Wayne (A)	5-3	2.26	41	3	0	0	10	71.2	52	23	18	5	3	25	80	5	2	.199
	Minor League Totals	15-16	4.13	98	55	0	0	10	311.2	286	183	143	23	29	135	252	38	6	.244

BRAVO, JOSE DANIEL (DANIEL) INF

HT: 6-0 WT: 160 B/T: R/R HOMETOWN: Ocumare de la Costa, Venezuela
 BORN: February 16, 1995 in Ocumare de la Costa, Venezuela
 HOW ACQUIRED: Signed as a non-drafted free agent: November 1, 2011
 SIGNED BY: Felix Feliz, Yfrain Linares and Luis Prieto (Padres)

YR	CLUB	AVG	G	AB	R	H	2B	3B	HR	RBI	SH	SF	HP	BB	SO	SB	CS	OBP	SLG	E
2012	DSL Padres (R)	.242	38	120	22	29	5	2	0	14	1	1	4	20	34	7	1	.366	.317	13
2013	DSL Padres (R)	.220	60	200	30	44	7	2	1	11	4	0	7	18	48	6	7	.307	.290	26
2014	Eugene (A)	.000	2	7	0	0	0	0	0	1	0	0	0	0	2	0	0	.000	.000	0
	AZL Padres (R)	.265	42	155	27	41	9	2	2	18	3	1	2	12	44	8	3	.324	.387	14
2015	Tri-City (A)	.262	12	42	5	11	3	0	0	2	0	0	0	0	11	1	2	.262	.333	1
	AZL Padres (R)	.296	29	108	12	32	6	2	0	11	4	0	3	5	23	5	4	.345	.389	8
	Lake Elsinore (A)	.259	8	27	4	7	0	0	3	5	0	0	0	0	6	1	0	.259	.593	2
	Minor League Totals	.249	191	659	100	164	30	8	6	62	12	2	16	55	168	28	17	.321	.346	64

BRUGUERA, REYNALDO ANTONIO (REY) INF

HT: 5-10 WT: 195 B/T: S/R HOMETOWN: La Romana, DR
 BORN: November 5, 1991 in La Romana, DR
 HOW ACQUIRED: Signed as a non-drafted free agent: February 10, 2010
 SIGNED BY: Felix Feliz and Martin Jose (Padres)

YR	CLUB	AVG	G	AB	R	H	2B	3B	HR	RBI	SH	SF	HP	BB	SO	SB	CS	OBP	SLG	E
2010	DSL Padres (R)	.207	34	87	11	18	3	1	0	5	0	1	0	16	21	3	2	.327	.264	4
2011	DSL Padres (R)	.213	37	89	23	19	2	0	1	7	0	0	3	20	21	10	9	.375	.270	8
2012	DSL Padres (R)	.272	60	217	38	59	10	5	2	20	2	0	4	38	51	15	7	.390	.392	20
2013	Eugene (A)	.154	5	13	1	2	0	0	0	0	0	0	2	2	5	1	0	.353	.154	0
	AZL Padres (R)	.087	7	23	2	2	0	0	1	3	0	0	0	3	7	0	1	.192	.217	1
	Lake Elsinore (A)	.167	8	18	2	3	1	1	0	4	0	0	1	1	6	0	0	.250	.333	0
	Fort Wayne (A)	.326	23	86	9	28	3	1	1	11	1	0	0	6	17	1	3	.370	.419	9
2014	Fort Wayne (A)	.253	27	87	10	22	3	0	0	6	0	2	0	8	23	0	0	.309	.287	3
	Lake Elsinore (A)	.169	17	59	6	10	1	0	1	3	1	0	1	2	16	0	1	.210	.237	5
2015	Lake Elsinore (A)	.143	18	56	6	8	1	0	0	2	1	0	0	7	17	0	0	.238	.161	6
	San Antonio (AA)	.226	26	84	14	19	5	0	1	4	2	0	0	11	21	0	1	.316	.321	7
	Fort Wayne (A)	.188	27	64	9	12	1	0	0	4	1	0	1	13	24	0	2	.333	.203	5
	Minor League Totals	.229	289	883	131	202	30	8	7	69	8	3	12	127	229	30	26	.333	.305	68

BURGOS, ALDEMAR OF

HT: 6-0 WT: 165 B/T: R/R HOMETOWN: San Juan, Puerto Rico
 BORN: January 23, 1997 in San Juan, Puerto Rico
 HOW ACQUIRED: Signed as an eighth-round selection in the 2015 First-Year Player Draft
 SIGNED BY: Willie Bosque (Padres)

YR	CLUB	AVG	G	AB	R	H	2B	3B	HR	RBI	SH	SF	HP	BB	SO	SB	CS	OBP	SLG	E
2015	AZL Padres (R)	.225	42	169	18	38	4	3	0	9	1	0	2	12	53	4	6	.284	.284	2

BURGOS, EDWARD OF

HT: 6-2 WT: 175 B/T: L/L HOMETOWN: Santiago, DR
 BORN: August 24, 1996 in Santiago, DR
 HOW ACQUIRED: Signed as a non-drafted free agent: July 22, 2015
 SIGNED BY: Emengildo Diaz (Padres)

YR	CLUB	AVG	G	AB	R	H	2B	3B	HR	RBI	SH	SF	HP	BB	SO	SB	CS	OBP	SLG	E
2015	DSL Padres (R)	.444	2	9	0	4	0	0	0	0	0	0	0	0	1	1	1	.444	.444	1

BUTLER, RYAN JEROME RHP

HT: 6-4 WT: 225 B/T: R/R HOMETOWN: Charlotte, NC
 BORN: February 23, 1992 in Charlotte, NC
 HIGH SCHOOL: Ardrey Kell High School (NC)
 HOW ACQUIRED: Signed as a seventh-round selection in the 2014 First-Year Player Draft
 SIGNED BY: Tyler Stubblefield (Padres)

YR	CLUB	W-L	ERA	G	GS	CG	SHO	SV	IP	H	R	ER	HR	HB	BB	SO	WP	BK	AVG
2014	Eugene (A)	0-0	8.22	5	0	0	0	1	7.2	12	7	7	0	0	3	6	0	0	.375
	Fort Wayne (A)	1-1	0.83	18	0	0	0	10	21.2	17	3	2	0	0	6	30	0	0	.215
2015	Lake Elsinore (A)	3-2	3.66	12	7	0	0	0	46.2	52	24	19	2	4	14	31	5	0	.283
	San Antonio (AA)	0-3	4.76	3	3	0	0	0	17.0	16	9	9	0	0	9	7	0	0	.254
	AZL Padres (R)	0-0	0.00	1	0	0	0	0	1.0	1	0	0	0	0	0	2	0	0	.250
	Minor League Totals	4-6	3.54	39	10	0	0	11	94.0	98	43	37	2	4	32	76	5	0	.271



SCOUTING & PLAYER DEVELOPMENT

CABRERA, JOSE ALBERTO

LHP

HT: 6-0

WT: 170

B/T: L/L

HOMETOWN: La Vaquera, Venezuela

BORN: September 26, 1998 in Puerto de La Cruz, Venezuela

OPENING DAY AGE: 17

HOW ACQUIRED: Signed as a non-drafted free agent: July 2, 2015

SIGNED BY: Antonio Alejos (Padres)

CASTILLO, FABIO

RHP

HT: 6-1

WT: 235

B/T: R/R

HOMETOWN: La Romana, DR

BORN: February 19, 1989 in Samana, DR

OPENING DAY AGE: 27

HOW ACQUIRED: Signed as a minor league free agent: December 15, 2015

SIGNED BY: Danilo Troncoso (Rangers)

CAREER NOTES: 2010: Selected to play in the Arizona Fall League's Rising Stars game. 2005: Originally signed as a non-drafted free agent on July 2, 2005.

YR	CLUB	W-L	ERA	G	GS	CG	SHO	SV	IP	H	R	ER	HR	HB	BB	SO	WP	BK	AVG
2006	AZL Rangers (R)	0-0	0.00	1	1	0	0	0	3.0	1	0	0	0	0	2	4	0	0	.100
	DSL Rangers (R)	1-4	3.46	7	6	0	0	0	26.0	21	13	10	0	1	12	37	2	0	.216
2007	Spokane (A)	3-5	5.92	14	14	0	0	0	62.1	73	46	41	4	8	27	46	5	0	.289
2008	Clinton (A)	2-5	5.28	36	7	0	0	4	90.1	88	65	53	11	1	47	78	16	0	.257
2009	Hickory (A)	3-6	4.05	40	2	0	0	2	80.0	87	45	36	5	4	25	67	4	0	.269
2010	Bakersfield (A)	1-3	1.92	36	0	0	0	6	51.2	41	15	11	2	3	26	65	1	0	.219
	Frisco (AA)	0-0	4.91	3	0	0	0	0	3.2	3	2	2	0	0	4	2	4	0	.214
2011	Frisco (AA)	3-6	6.36	42	0	0	0	9	52.1	58	40	37	6	5	23	37	5	0	.282
2012	Frisco (AA)	2-1	2.89	21	0	0	0	0	37.1	28	15	12	1	1	12	28	3	0	.199
	Round Rock (AAA)	2-0	4.82	14	0	0	0	0	18.2	17	10	10	2	0	14	13	0	0	.250
2013	Richmond (AAA)	2-2	3.34	14	2	0	0	0	32.1	25	15	12	1	0	17	44	4	1	.205
	Fresno (AAA)	4-5	6.47	23	5	0	0	0	57.0	75	44	41	6	2	26	51	3	0	.321
2014	Bowie (AA)	0-1	5.14	18	0	0	0	0	28.0	30	22	16	3	1	20	22	3	0	.273
	Pensacola (AA)	0-0	2.35	7	0	0	0	0	7.2	10	5	2	2	0	3	5	0	0	.323
	Louisville (AAA)	2-1	2.74	15	0	0	0	1	23.0	17	8	7	0	1	12	15	0	0	.205
2015	Vaqueros Laguna (AAA)	4-4	3.55	30	0	0	0	2	33.0	38	15	13	1	2	8	20	4	1	.306
	Minor League Totals	25-39	4.55	291	37	0	0	22	573.1	574	345	290	43	27	270	514	50	1	.258
	Mexican League Totals	4-4	3.55	30	0	0	0	2	33.0	38	15	13	1	2	8	20	4	1	.306

CASTILLO, JOSE GREGORIO

LHP

HT: 6-4

WT: 200

B/T: L/L

HOMETOWN: Camaguan, Venezuela

BORN: January 10, 1996 in Valencia, Venezuela

OPENING DAY AGE: 20

HOW ACQUIRED: From the Rays along with OF Wil Myers, C Ryan Hanigan and RHP Gerardo Reyes in an 11-player trade also with the Nationals, with the Padres sending C Rene Rivera, RHP Burch Smith and INF Jake Bauers sent to Tampa Bay and RHP Joe Ross and INF Trea Turner (PTBNL) to Washington and the Nationals sending OF Steven Souza, Jr. and LHP Travis Ott to Tampa Bay.

SIGNED BY: Marlon Roche & Ronnie Blanco (Rays)

CAREER NOTES: 2013: Rated by *Baseball America* as the No. 19 prospect in the Gulf Coast League. 2012: Originally signed by the Tampa Bay Rays as a non-drafted free agent on July 7, 2012.

YR	CLUB	W-L	ERA	G	GS	CG	SHO	SV	IP	H	R	ER	HR	HB	BB	SO	WP	BK	AVG
2013	GCL Rays (R)	2-2	5.87	12	3	0	0	0	30.2	34	21	20	1	1	8	25	5	1	.288
2014	GCL Rays (R)	0-0	3.86	3	0	0	0	0	4.2	3	2	2	0	0	2	4	1	1	.188
2015	Fort Wayne (A)	1-1	4.00	6	6	0	0	0	27.0	25	14	12	2	1	16	16	1	1	.255
	Tri-City (A)	3-1	3.61	13	12	0	0	0	52.1	54	26	21	1	5	16	35	5	0	.269
	Minor League Totals	6-4	4.32	34	21	0	0	0	114.2	116	63	55	4	7	42	80	12	3	.268

CHANCELLOR, JACE LOUDIN

RHP

HT: 6-5

WT: 230

B/T: R/R

HOMETOWN: Slaton, TX

BORN: February 18, 1991 in Slaton, TX

OPENING DAY AGE: 25

HIGH SCHOOL: Slaton High School (TX)

COLLEGE: Lubbock Christian University (TX)

HOW ACQUIRED: Signed as a 28th-round selection in the 2013 First-Year Player Draft

SIGNED BY: Jeff Curtis (Padres)

YR	CLUB	W-L	ERA	G	GS	CG	SHO	SV	IP	H	R	ER	HR	HB	BB	SO	WP	BK	AVG
2013																			
2014																			
2015																			

Did not Play - Injured

Did not Play - Injured

Did not Play - Injured

CHARLES, HENRY

OF

HT: 6-1

WT: 205

B/T: L/L

HOMETOWN: San Pedro de Macoris, DR

BORN: January 3, 1994 in San Pedro de Macoris, DR

OPENING DAY AGE: 22

HOW ACQUIRED: Signed as a non-drafted free agent: November 26, 2010

SIGNED BY: Randy Smith, Felix Feliz and Jose Salado (Padres)

YR	CLUB	AVG	G	AB	R	5B	3B	HR	RBI	SH	SF	HP	BB	SO	SB	CS	OBP	SLG	E
2011	DSL Padres (R)	.303	51	165	32	5	8	3	20	0	1	2	31	28	6	7	.417	.467	7
2012	AZL Padres (R)	.276	43	156	30	43	8	2	1	22	1	3	3	16	26	2	.348	.372	3
2013	Eugene (A)	.239	60	205	26	49	10	1	4	21	2	1	8	9	47	3	.296	.356	3
2014	Fort Wayne (A)	.236	86	309	34	73	9	3	8	39	2	0	1	20	62	4	.285	.362	5
2015	Fort Wayne (A)	.194	32	93	8	18	6	1	0	9	2	0	3	7	18	2	.272	.280	0
	Tri-City (A)	.183	31	109	13	20	5	0	2	14	0	2	0	16	22	1	.283	.284	2
	Minor League Totals	.244	303	1037	143	253	46	12	18	125	7	7	17	99	203	18	.318	.364	20

SCOUTING & PLAYER DEVELOPMENT

CHAVEZ, MATTHEW C.

C

HT: 6-3 WT: 225 B/T: R/R

HOMETOWN: Burlingame, CA

BORN: March 6, 1989 in Redwood City, CA

OPENING DAY AGE: 27

HIGH SCHOOL: Burlingame High School (CA)

COLLEGE: University of San Francisco (CA)

HOW ACQUIRED: Signed as a minor league free agent: August 19, 2015

SIGNED BY: (Giants)

CAREER NOTES: 2010: Selected by the Chicago White Sox in the 44th round of the 2010 First-Year Player Draft but did not sign. 2013: Signed by the San Francisco Giants as a non-drafted free agent on October 1, 2013.

YR	CLUB	AVG	G	AB	R	H	2B	3B	HR	RBI	SH	SF	HP	BB	SO	SB	CS	OBP	SLG	E
2014	August (A)	.194	10	36	4	7	3	0	0	3	0	0	0	1	14	0	0	.216	.278	0
2015	Lake Elsinore (A)	.293	15	58	8	17	4	0	3	8	0	1	1	0	20	0	0	.300	.517	1
Minor League Totals		.255	25	94	12	24	7	0	3	11	0	1	1	1	34	0	0	.268	.426	1

CIMBER, ADAM CHRISTIAN

RHP

HT: 6-4 WT: 180 B/T: R/R

HOMETOWN: San Francisco, CA

BORN: August 15, 1990 in Portland, OR

OPENING DAY AGE: 25

HIGH SCHOOL: Puyallup High School (WA)

COLLEGE: University of San Francisco (CA)

HOW ACQUIRED: Signed as a ninth-round selection in the 2013 First-Year Player Draft

SIGNED BY: Sam Ray (Padres)

YR	CLUB	W-L	ERA	G	GS	CG	SHO	SV	IP	H	R	ER	HR	HB	BB	SO	WP	BK	AVG
2013	Eugene (A)	3-1	2.56	28	0	0	0	10	31.2	25	10	9	2	2	7	27	2	0	.216
2014	Lake Elsinore (A)	5-3	2.90	52	1	0	0	0	77.2	80	27	25	5	2	9	43	5	0	.272
2015	San Antonio (AA)	4-2	3.05	44	0	0	0	1	56.0	56	21	19	4	0	15	45	2	0	.264
	El Paso (AAA)	0-0	3.00	2	0	0	0	0	3.0	5	3	1	1	0	0	1	0	0	.333
Minor League Totals		12-6	2.89	126	1	0	0	11	168.1	166	61	54	12	4	31	116	9	0	.261

CLASE, EMMANUEL

RHP

HT: 6-2 WT: 150 B/T: R/R

HOMETOWN: Rio San Juan, DR

BORN: March 18, 1998 in Rio San Juan, DR

OPENING DAY AGE: 18

HOW ACQUIRED: Signed as a non-drafted free agent: February 11, 2015

SIGNED BY: (Padres)

YR	CLUB	W-L	ERA	G	GS	CG	SHO	SV	IP	H	R	ER	HR	HB	BB	SO	WP	BK	AVG
2015	DSL Padres (R)	2-1	1.99	13	10	0	0	0	54.1	53	31	12	1	2	21	49	11	2	.252

CONSTANZA, ALEXANDER (ALEX)

LHP

HT: 6-3 WT: 190 B/T: L/L

HOMETOWN: Santo Domingo, DR

BORN: July 27, 1994 in Santo Domingo, DR

OPENING DAY AGE: 20

HOW ACQUIRED: Signed as a non-drafted free agent: May 27, 2011

SIGNED BY: Felix Feliz, Ysrael Rojas and Randy Smith (Padres)

YR	CLUB	W-L	ERA	G	GS	CG	SHO	SV	IP	H	R	ER	HR	HB	BB	SO	WP	BK	AVG
2011	DSL Padres (R)	0-0	2.25	3	0	0	0	0	4.0	3	1	1	0	0	3	4	1	0	.214
2012	DSL Padres (R)	0-3	18.00	6	1	0	0	0	6.0	10	14	12	0	1	11	2	3	0	.385
2013	DSL Padres (R)	1-3	3.44	10	10	0	0	0	36.2	36	22	14	1	1	21	34	6	0	.259
	AZL Padres (R)	0-1	2.45	3	1	0	0	0	7.1	6	5	2	0	0	3	6	0	0	.222
2014	AZL Padres (R)	2-3	4.75	10	7	0	0	0	36.0	37	27	19	7*	1	14	29	9	0	.253
	Eugene (A)	0-2	14.14	2	2	0	0	0	7.0	11	11	11	2	0	4	6	1	0	.344
2015	Tri-City (A)	0-1	12.71	5	2	0	0	0	5.2	6	9	8	0	3	8	2	4	1	.286
Minor League Totals		3-13	5.87	39	23	0	0	0	102.2	109	89	67	10	6	64	83	24	1	.269

CONTRERAS, RONALDO JOSE

OF

HT: 6-3 WT: 195 B/T: R/R

HOMETOWN: Higuey, DR

BORN: July 15, 1996 in Higuey, DR

OPENING DAY AGE: 19

HOW ACQUIRED: Signed as a non-drafted free agent: November 1, 2012

SIGNED BY: Felix Feliz, Martin Jose and Randy Smith (Padres)

YR	CLUB	AVG	G	AB	R	H	2B	3B	HR	RBI	SH	SF	HP	BB	SO	SB	CS	OBP	SLG	E
2013	DSL Padres (R)	.242	59	211	26	51	16	0	6	29	0	1	6	25	78	4	4	.337	.403	6
2014	DSL Padres (R)	.235	60	213	17	50	10	2	3	26	0	0	5	14	66	0	1	.297	.343	6
2015	AZL Padres (R)	.206	29	102	10	21	3	0	1	5	0	0	1	3	35	2	2	.236	.265	2
Minor League Totals		.232	148	526	53	122	29	2	10	60	0	1	12	42	179	6	7	.303	.352	14

COOPER, ELBY D.

LHP

HT: 6-3 WT: 175 B/T: L/L

HOMETOWN: Corn Island, Nicaragua

BORN: May 11, 1996 in Corn Island, Nicaragua

OPENING DAY AGE: 19

HOW ACQUIRED: Signed as a non-drafted free agent: February 23, 2015

SIGNED BY: (Padres)

YR	CLUB	W-L	ERA	G	GS	CG	SHO	SV	IP	H	R	ER	HR	HB	BB	SO	WP	BK	AVG
2015	DSL Padres (R)	1-0	3.00	8	0	0	0	0	9.0	7	7	3	1	0	13	10	4	0	.212



SCOUTING & PLAYER DEVELOPMENT

CORDERO, FRANCHY INF

HT: 6-3 WT: 175 B/T: L/R HOMETOWN: Azua, DR
 BORN: September 2, 1994 in Azua, DR
 HOW ACQUIRED: Signed as a non-drafted free agent: November 1, 2011
 OPENING DAY AGE: 21
 SIGNED BY: Felix Feliz, Martin Jose and Randy Smith (Padres)
 CAREER NOTES: 2014: Named Northwest League Mid-Season All-Star...rated by *Baseball America* as seventh-best prospect in league.
 2013: Tied for AZL lead in SLG, tied for second in triples and fourth in AVG...AZ League All-Star and *Baseball America* No. 3 prospect in the league.

YR	CLUB	AVG	G	AB	R	H	2B	3B	HR	RBI	SH	SF	HP	BB	SO	SB	CS	OBP	SLG	E
2012	DSL Padres (R)	.270	61	230	39	62	9	6	1	38	1	1	1	37	73	14	4	.372	.374	44
2013	AZL Padres (R)	.333	35	141	23	47	4	6	3	17	2	2	2	10	33	11	0	.381	.511+	11
2014	Fort Wayne (A)	.188	22	85	5	16	2	1	0	9	1	2	2	4	36	3	3	.237	.235	18
2015	Eugene (A)	.279	61	240	40	67	8	4	9	35	1	0	4	14	75	13	5	.329	.458	34*
2015	Fort Wayne (A)	.243	126	481	59	117	13	1	5	34	5	3	4	31	121	22	11	.293	.306	22
Minor League Totals		.263	305	1177	166	309	36	18	18	133	10	8	13	96	338	63	23	.323	.370	129

CORDERO, STARLIN MANUEL RHP

HT: 6-7 WT: 220 B/T: R/R HOMETOWN: San Cristobal, DR
 BORN: July 21, 1998 in San Cristobal, DR
 HOW ACQUIRED: Signed as a non-drafted free agent: March 2, 2015
 OPENING DAY AGE: 17
 SIGNED BY: (Padres)

YR	CLUB	W-L	ERA	G	GS	CG	SHO	SV	IP	H	R	ER	HR	HB	BB	SO	WP	BK	AVG
2015	DSL Padres (R)	3-2	4.94	15	4	0	0	0	31.0	24	24	17	0	3	28	32	9	0	.209

CORDOVA, EISLER YEFFERSON LHP

HT: 5-11 WT: 180 B/T: L/L HOMETOWN: Aragua, Venezuela
 BORN: July 11, 1995 in Maracay, Venezuela
 HOW ACQUIRED: Signed as a non-drafted free agent: January 6, 2014
 OPENING DAY AGE: 20
 SIGNED BY: Chad MacDonald, Felix Feliz and Yfrain Linares (Padres)

YR	CLUB	W-L	ERA	G	GS	CG	SHO	SV	IP	H	R	ER	HR	HB	BB	SO	WP	BK	AVG
2014	DSL Padres (R)	3-1	2.04	18	3	0	0	0	35.1	20	15	8	0	1	35	38	10	0	.157
2015	DSL Padres (R)	1-7	6.99	15	7	0	0	0	47.2	56	48	37	4	7	28	47	9	0	.295
Minor League Totals		4-8	4.88	33	10	0	0	0	83.0	76	63	45	4	8	63	85	19	0	.240

COSME, JEAN CARLOS RHP

HT: 6-2 WT: 155 B/T: R/R HOMETOWN: Toa Alta, Puerto Rico
 BORN: May 24, 1996 in Bayamon, Puerto Rico
 HOW ACQUIRED: From the Baltimore Orioles in exchange for RHP Odrisamer Despaigne: February 4, 2026
 OPENING DAY AGE: 19
 SIGNED BY: Kelvin Colon (Orioles)
 CAREER NOTES: 2014: Originally signed by the Orioles as a 17th-round selection in the 2014 First-Year Player Draft.

YR	CLUB	W-L	ERA	G	GS	CG	SHO	SV	IP	H	R	ER	HR	HB	BB	SO	WP	BK	AVG
2014	GCL Orioles (R)	2-0	4.70	9	1	0	0	0	15.1	13	8	8	1	2	8	17	4	0	.228
2015	Aberdeen (A)	3-5	4.74	12	12	0	0	0	57.0	46	31	30	2	2	18	53	4	2	.217
Minor League Totals		5-5	4.73	21	13	0	0	0	72.1	59	39	38	3	4	26	70	8	2	.219

COX, ROBERT TAYLOR (TAYLOR) LHP

HT: 6-3 WT: 210 B/T: L/L HOMETOWN: Memphis, TN
 BORN: July 2, 1993 in Bartlett, TN
 HIGH SCHOOL: Arlington High School (TN)
 COLLEGE: University of Tennessee at Martin
 HOW ACQUIRED: Signed as a 16th-round selection in the 2014 First-Year Player Draft
 SIGNED BY: Matt Thomas (Padres)

YR	CLUB	W-L	ERA	G	GS	CG	SHO	SV	IP	H	R	ER	HR	HB	BB	SO	WP	BK	AVG
2014	AZL Padres (R)	2-1	3.71	11	4	0	0	0	26.2	35	15	11	0	3	5	26	1	0	.304
	Eugene (A)	0-1	27.00	2	0	0	0	0	1.2	7	6	5	0	0	0	1	0	0	.538
2015	Fort Wayne (A)	1-3	3.64	28	5	0	0	0	59.1	60	27	24	3	3	34	26	1	0	.282
	Tri-City (A)	1-0	0.00	4	0	0	0	0	4.0	2	0	0	0	0	1	7	0	0	.143
Minor League Totals		4-5	3.93	45	9	0	0	0	91.2	104	48	40	3	6	40	60	2	0	.293

CRESSLEY, AARON KYLE RHP

HT: 6-1 WT: 175 B/T: L/R HOMETOWN: Corry, PA
 BORN: September 2, 1992 in Corry, PA
 HIGH SCHOOL: Corry High School (PA)
 COLLEGE: University of Pittsburgh - Bradford
 HOW ACQUIRED: Signed as a 26th-round selection in the 2014 First-Year Player Draft
 SIGNED BY: Tom Burns (Padres)
 CAREER NOTES: 2014: Named a Northwest League Mid-Season All-Star.

YR	CLUB	W-L	ERA	G	GS	CG	SHO	SV	IP	H	R	ER	HR	HB	BB	SO	WP	BK	AVG
2014	Eugene (A)	2-1	3.60	21	2	0	0	0	35.0	34	17	14	1	0	15	29	1	1	.252
2015	Fort Wayne (A)	1-2	4.21	21	0	0	0	1	36.1	41	22	17	4	1	18	23	5	0	.289
	Tri-City (A)	0-0	0.00	4	0	0	0	0	5.0	1	0	0	0	0	0	4	1	0	.063
Minor League Totals		3-3	3.66	46	2	0	0	1	76.1	76	39	31	5	1	33	56	7	1	.259

SCOUTING & PLAYER DEVELOPMENT

DAVIS, MARCUS ALEXANDER

INF

HT: 6-3 WT: 200 B/T: L/L HOMETOWN: Cincinnati, OH
 BORN: April 26, 1992 in Cincinnati, OH OPENING DAY AGE: 23
 HIGH SCHOOL: Princeton High School (OH) COLLEGE: Florida State University
 HOW ACQUIRED: Signed as a 24th-round selection in the 2013 First-Year Player Draft
 SIGNED BY: Chris Kelly (Padres)
 CAREER NOTES: 2014: Named a Northwest League Mid-Season All-Star.

YR	CLUB	AVG	G	AB	R	H	2B	3B	HR	RBI	SH	SF	HP	BB	SO	SB	CS	OBP	SLG	E
2013	Eugene (A)	.176	35	102	5	18	3	0	0	8	0	2	2	9	24	2	1	.252	.206	2
2014	Eugene (A)	.322	60	214	32	69	23	1	7	31	0	0	3	29	44	4	2	.411	.537*	8
2015	Lake Elsinore (A)	.255	128	494	62	126	28	3	9	65	1	9	5	31	110	2	0	.301	.379	17
Minor League Totals		.263	223	810	99	213	54	4	16	104	1	11	10	69	178	8	3	.324	.399	27

DE HORTA, ADRIAN SEBASTIAN

RHP

HT: 6-3 WT: 185 B/T: R/R HOMETOWN: La Puente, CA
 BORN: March 13, 1995 in La Puente, CA OPENING DAY AGE: 21
 HIGH SCHOOL: South Hills High School (CA)
 HOW ACQUIRED: Signed as an eighth-round selection in the 2013 First-Year Player Draft
 SIGNED BY: Brent Mayne (Padres)
 CAREER NOTES: 2013: Named by *Baseball America* as the No. 17 prospect in the Arizona League.

YR	CLUB	W-L	ERA	G	GS	CG	SHO	SV	IP	H	R	ER	HR	HB	BB	SO	WP	BK	AVG
2013	AZL Padres (R)	0-2	4.06	12	11	0	0	0	31.0	28	15	14	1	1	13	40	7	0	.241
2014	Fort Wayne (A)	0-2	5.32	12	11	0	0	0	47.1	49	31	28	2	3	38	36	7	1	.272
	Eugene (A)	1-2	5.40	13	7	0	0	0	30.0	28	24	18	2	2	30	26	4	0	.246
2015	AZL Padres (R)	0-2	8.83	7	2	0	0	0	17.1	23	20	17	0	2	10	17	8	1	.324
	Tri-City (A)	2-1	3.26	8	8	0	0	0	38.2	25	14	14	3	3	20	36	4	1	.182
Minor League Totals		3-9	4.98	52	39	0	0	0	164.1	153	104	91	8	11	111	155	30	3	.248

DE LA CRUZ, WILFRI MIGUEL

C

HT: 5-11 WT: 180 B/T: R/R HOMETOWN: Mao, DR
 BORN: December 29, 1993 in Mao, DR OPENING DAY AGE: 22
 HOW ACQUIRED: Signed as a non-drafted free agent: November 19, 2012
 SIGNED BY: Felix Feliz and Martin Jose (Padres)

YR	CLUB	AVG	G	AB	R	H	2B	3B	HR	RBI	SH	SF	HP	BB	SO	SB	CS	OBP	SLG	E
2013	DSL Padres (R)	.298	28	94	13	28	10	2	0	11	0	0	2	9	19	1	1	.371	.447	6
2014	DSL Padres (R)	.250	34	112	20	28	3	0	2	8	1	0	3	16	18	3	1	.359	.330	6
2015	DSL Padres (R)	.259	20	58	9	15	6	0	0	9	0	1	4	4	11	0	0	.343	.362	4
	AZL Padres (R)	.215	19	65	9	14	1	0	0	8	0	1	0	7	17	0	0	.288	.231	6
Minor League Totals		.258	101	329	51	85	20	2	2	36	1	2	9	36	65	4	2	.346	.350	22

DE LOS SANTOS, ENYEL

RHP

HT: 6-3 WT: 170 B/T: R/R HOMETOWN: San Pedro de Macoris, DR
 BORN: December 25, 1995 in San Pedro de Macoris, DR OPENING DAY AGE: 20
 HOW ACQUIRED: From the Seattle Mariners along with INF Nelson Ward in exchange for RHP Joaquin Benoit: November 12, 2015
 SIGNED BY: Eddy Toledo & Domingo Toribio (Mariners)
 CAREER NOTES: 2014: Originally signed by the Mariners as a non-drafted free agent on July 17, 2014.

YR	CLUB	W-L	ERA	G	GS	CG	SHO	SV	IP	H	R	ER	HR	HB	BB	SO	WP	BK	AVG
2015	AZL Mariners (R)	3-0	2.55	5	5	0	0	0	24.2	24	8	7	1	1	5	29	1	1	.250
	Everett (A)	3-0	4.06	8	8	0	0	0	37.2	37	19	17	2	6	13	42	5	0	.270
Minor League Totals		6-0	3.47	13	13	0	0	0	62.1	61	27	24	3	7	18	71	6	1	.262

DE PAULA, JOSE RAFAEL FIGUEROA (RAFAEL)

RHP

HT: 6-2 WT: 215 B/T: R/R HOMETOWN: La Victoria, DR
 BORN: March 24, 1991 in La Victoria, DR OPENING DAY AGE: 25
 HOW ACQUIRED: From the New York Yankees along with INF Yangervis Solarte in exchange for INF Chase Headley: July 22, 2014
 SIGNED BY: Victor Mata and Angel Ovalles (Yankees)
 CAREER NOTES: 2013: Selected to the World Roster of the SiriusXM Futures Game at Citi Field in New York...named a South Atlantic League Mid-Season All-Star. 2010: Originally signed by the Yankees as a minor league free agent on November 18, 2010.

YR	CLUB	W-L	ERA	G	GS	CG	SHO	SV	IP	H	R	ER	HR	HB	BB	SO	WP	BK	AVG
2012	DSL Yankees 1 (R)	8-2	1.46	14	14	1	1	0	61.2	35	18	10	2	2	18	85	9	0	.162
2013	Charleston (A)	6-2	2.94	13	13	0	0	0	64.1	43	21	21	3	3	23	96	8	5	.189
	Tampa (A)	1-3	6.06	11	10	0	0	0	49.0	54	35	33	5	5	30	50	5	0	.283
2014	Tampa (A)	6-5	4.15	20	17	0	0	0	89.0	88	44	41	5	8	38	104	9	1	.257
	Lake Elsinore (A)	2-4	6.54	8	8	0	0	0	42.2	47	32	31	7	3	17	41	6	0	.281
2015	Lake Elsinore (A)	5-9	5.01	35	18	0	0	0	120.1	125	78	67	14	6	47	129	7	1	.271
Minor League Totals		28-25	4.28	101	80	1	1	0	427.0	392	228	203	36	27	173	505	44	7	.244



SCOUTING & PLAYER DEVELOPMENT

DEL CASTILLO, MIGUEL JOSE

C

HT: 5-10 WT: 170 B/T: R/R HOMETOWN: Santa Domingo, DR
 BORN: October 14, 1991 in Santa Domingo, DR
 OPENING DAY AGE: 24
 HOW ACQUIRED: Signed as a non-drafted free agent: March 6, 2009
 SIGNED BY: Felix Feliz and Martin Jose (Padres)
 CAREER NOTES: 2014: Named a Northwest League Mid-Season All-Star.

YR	CLUB	AVG	G	AB	R	H	2B	3B	HR	RBI	SH	SF	HP	BB	SO	SB	CS	OBP	SLG	E
2009	DSL Padres (R)	.198	41	126	21	25	2	0	0	10	0	0	3	22	28	2	3	.331	.214	6
2010	DSL Padres (R)	.288	51	125	13	36	9	0	1	18	0	2	4	21	28	4	3	.401	.384	11
2011	DSL Padres (R)	.223	47	121	15	27	9	0	0	15	0	5	2	14	18	1	1	.303	.298	7
2012	AZL Padres (R)	.364	20	66	12	24	4	0	0	14	1	1	1	7	10	0	0	.427	.424	1
	Eugene (A)	.043	9	23	2	1	0	0	0	1	0	0	0	1	8	0	0	.083	.043	1
2013	Lake Elsinore (A)	.125	5	16	0	2	0	0	0	0	0	0	0	1	3	0	1	.176	.125	0
	Eugene (A)	.238	16	42	3	10	1	0	1	4	1	0	0	3	8	0	1	.289	.333	2
	San Antonio (AA)	.000	1	1	0	0	0	0	0	0	0	0	0	0	1	0	0	.000	.000	0
	Fort Wayne (A)	.129	9	31	1	4	0	0	0	3	0	0	0	3	6	0	0	.206	.129	1
2014	Eugene (A)	.203	23	79	12	16	7	1	0	12	0	1	0	4	18	0	0	.238	.316	4
2015	Fort Wayne (A)	.293	27	92	9	27	4	0	0	9	0	2	0	6	24	1	0	.330	.337	5
	Lake Elsinore (A)	.216	35	116	15	25	8	0	3	13	3	2	0	9	28	0	0	.268	.362	8
Minor League Totals		.235	284	838	103	197	44	1	5	99	5	13	10	91	180	8	9	.313	.308	46

DIAZ, ADONIS SAMUEL

RHP

HT: 6-1 WT: 185 B/T: R/R HOMETOWN: Rio Chico, Venezuela
 BORN: December 8, 1994 in Rio Chico, Venezuela
 OPENING DAY AGE: 21
 HOW ACQUIRED: Signed as a non-drafted free agent: November 1, 2012
 SIGNED BY: Felix Feliz and Yfrain Linares (Padres)

YR	CLUB	W-L	ERA	G	GS	CG	SHO	SV	IP	H	R	ER	HR	HB	BB	SO	WP	BK	AVG
2013	DSL Padres (R)	4-2	2.33	18	0	0	0	2	27.0	21	9	7	0	4	6	21	5	0	.219
2014	DSL Padres (R)	2-3	5.03	15	0	0	0	1	19.2	21	19	11	1	0	8	20	6	0	.263
2015	DSL Padres (R)	1-2	3.92	9	0	0	0	1	20.2	24	14	9	1	2	10	19	1	1	.289
	AZL Padres (R)	2-1	4.12	9	0	0	0	0	19.2	19	9	9	0	4	3	15	2	2	.253
Minor League Totals		9-8	3.72	51	0	0	0	4	87.0	85	51	36	2	10	27	75	14	3	.254

DIMOCK, MICHAEL SCOTT

RHP

HT: 6-2 WT: 195 B/T: R/R HOMETOWN: Greensboro, NC
 BORN: October 26, 1989 in Greensboro, NC
 OPENING DAY AGE: 26
 HIGH SCHOOL: Wesleyan High School (NC)
 COLLEGE: Wake Forest (NC)
 HOW ACQUIRED: From the Houston Astros in exchange for RHP Miguel Severino: June 23, 2014
 SIGNED BY: Tim Bittner (Astros)
 CAREER NOTES: 2012: Originally signed by the Astros as a 37th-round selection in the 2012 First-Year Player Draft.

YR	CLUB	W-L	ERA	G	GS	CG	SHO	SV	IP	H	R	ER	HR	HB	BB	SO	WP	BK	AVG
2012	Greenville (R)	0-0	4.20	20	0	0	0	4	30	26	15	14	0	0	9	36	1	0	.230
2013	Quad Cities (A)	5-0	3.09	10	0	0	0	0	11.2	7	4	4	1	1	2	15	0	0	.163
	Lancaster (A)	4-1	4.10	27	0	0	0	0	41.2	41	21	19	5	0	12	36	3	0	.265
2014	Corpus Christi (AA)	1-4	3.29	16	0	0	0	1	27.1	26	12	10	1	1	7	21	1	0	.252
	San Antonio (AA)	1-3	3.64	23	0	0	0	0	29.2	29	20	12	5	1	10	40	1	0	.244
2015	San Antonio (AA)	2-0	2.38	35	0	0	0	3	41.2	37	15	11	3	1	4	47	2	0	.234
	El Paso (AAA)	1-0	1.47	14	0	0	0	1	18.1	13	3	3	3	0	2	23	0	0	.203
Minor League Totals		14-8	3.28	145	0	0	0	9	200.1	179	90	73	18	4	46	218	8	0	.237

DISTASIO, LOUIS

RHP

HT: 6-4 WT: 195 B/T: R/R HOMETOWN: Yarmouth, ME
 BORN: February 5, 1994 in Portland, ME
 OPENING DAY AGE: 22
 HIGH SCHOOL: Chevrus High School (ME)
 COLLEGE: University of Rhode Island
 HOW ACQUIRED: Signed as a 32nd-round selection in the 2015 First-Year Player Draft
 SIGNED BY: Jim Bretz (Padres)

YR	CLUB	W-L	ERA	G	GS	CG	SHO	SV	IP	H	R	ER	HR	HB	BB	SO	WP	BK	AVG
2015	Tri-City (A)	1-1	3.90	19	0	0	0	0	27.2	28	14	12	2	1	12	35	1	0	.269

DORMINY, THOMAS CLEAVOUS

LHP

HT: 6-0 WT: 190 B/T: L/L HOMETOWN: Tampa, FL
 BORN: June 1, 1992 in Lutz, FL
 OPENING DAY AGE: 23
 HIGH SCHOOL: Alonzo High School (FL)
 COLLEGE: Faulkner University (AL)
 HOW ACQUIRED: Signed as a 10th-round selection in the 2014 First-Year Player Draft
 SIGNED BY: Andrew Salvo (Padres)
 CAREER NOTES: 2015: Named a Midwest League Mid-Season All-Star.

YR	CLUB	W-L	ERA	G	GS	CG	SHO	SV	IP	H	R	ER	HR	HB	BB	SO	WP	BK	AVG
2014	Eugene (A)	0-1	3.72	11	7	0	0	0	19.1	25	13	8	2	0	9	24	2	0	.316
2015	Fort Wayne (A)	11-7	2.94	25	25	0	0	0	141.0	125	54	46	5	7	48	108	1	1	.238
Minor League Totals		11-8	3.03	36	32	0	0	0	160.1	150	67	54	7	7	57	132	3	1	.248

SCOUTING & PLAYER DEVELOPMENT

EITEL, DEREK R.

RHP

HT: 6-4 WT: 200 B/T: R/R HOMETOWN: Marshall, IL
 BORN: November 21, 1987 in Marshall, IL OPENING DAY AGE: 28
 HIGH SCHOOL: Marshall High School (IL) COLLEGE: Rose-Hulman Institute of Tech (IN)
 HOW ACQUIRED: Signed as a minor league free agent: December 31, 2015
 SIGNED BY: Michael Daughtry (Diamondbacks)
 CAREER NOTES: 2010: Originally signed by the Arizona Diamondbacks as a 17th-round selection in the 2010 First-Year Player Draft... became first Rose-Hulman student-athlete to be picked in a professional sports draft.

YR	CLUB	W-L	ERA	G	GS	CG	SHO	SV	IP	H	R	ER	HR	HB	BB	SO	WP	BK	AVG
2010	Missoula (R)	2-2	5.11	11	8	0	0	0	49.1	61	35	28	3	2	22	32	3	0	.307
	South Bend (A)	2-0	1.80	4	0	0	0	1	15.0	10	3	3	0	0	6	19	2	0	.185
2011	Visalia (A)	8-9	6.15	25	22	0	0	0	123.0	155	91	84	16	9	49	105	19	1	.313
	Reno (AAA)	0-1	5.59	2	1	0	0	0	9.2	9	7	6	2	0	3	6	0	0	.237
2012	Mobile (AA)	8-11	4.37	27	25	0	0	0	150.1	167	87	73	17	12	52	91	8	0	.286
2013	Mobile (AA)	6-2	3.42	42	2	0	0	1	68.1	44	31	26	7	1	27	60	1	0	.186
2014	Reno (AAA)	5-1	2.70	30	0	0	0	0	46.2	44	15	14	5	1	23	60	7	2	.254
2015	Reno (AAA)	0-0	5.73	10	0	0	0	0	11.0	13	7	7	2	0	8	11	1	0	.302
	Mobile (AA)	0-1	7.71	4	0	0	0	0	4.2	4	5	4	0	0	6	4	0	0	.235
	AZL Brewers (R)	0-1	2.25	3	1	0	0	0	4.0	3	1	1	0	1	1	5	1	0	.188
	Biloxi (AA)	1-0	3.86	7	0	0	0	0	9.1	10	4	4	0	1	2	10	1	0	.263
Minor League Totals		32-28	4.58	165	59	0	0	2	491.1	520	286	250	52	27	199	403	43	3	.275

FERNANDEZ, OMAR MIGUEL

LHP

HT: 5-11 WT: 160 B/T: L/L HOMETOWN: Carora, Venezuela
 BORN: April 20, 1999 in Carora, Venezuela OPENING DAY AGE: 16
 HOW ACQUIRED: Signed as a non-drafted free agent: October 8, 2015
 SIGNED BY: (Padres)

FORIEST, NATHAN BOYD

LHP

HT: 6-2 WT: 190 B/T: R/L HOMETOWN: Kingston Springs, TN
 BORN: January 28, 1992 in Kingston Springs, TN OPENING DAY AGE: 24
 HIGH SCHOOL: Harpeth High School (TN) COLLEGE: Middle Tennessee State University (TN)
 HOW ACQUIRED: Signed as a 35th-round selection in the 2015 First-Year Player Draft
 SIGNED BY: Matt Thomas (Padres)

YR	CLUB	W-L	ERA	G	GS	CG	SHO	SV	IP	H	R	ER	HR	HB	BB	SO	WP	BK	AVG
2015	AZL Padres (R)	2-0	1.10	12	0	0	0	3	16.1	10	2	2	1	0	2	16	1	0	.175
	Lake Elsinore (A)	0-0	13.50	2	0	0	0	0	2.0	3	3	3	0	0	2	3	1	0	.333
	Tri-City (A)	0-0	0.00	4	0	0	0	1	6.0	2	0	0	0	0	2	6	0	0	.100
Minor League Totals		2-0	1.85	18	0	0	0	4	24.1	15	5	5	1	0	6	25	2	0	.174

FRANCE, TYLER LAWRENCE (TY)

INF

HT: 6-0 WT: 205 B/T: R/R HOMETOWN: West Covina, CA
 BORN: July 13, 1994 in Downey, CA OPENING DAY AGE: 21
 HIGH SCHOOL: South Hills High School (CA) COLLEGE: San Diego State University
 HOW ACQUIRED: Signed as a 34th-round selection in the 2015 First-Year Player Draft
 SIGNED BY: Josh Emmerick (Padres)

YR	CLUB	AVG	G	AB	R	H	2B	3B	HR	RBI	SH	SF	HP	BB	SO	SB	CS	OBP	SLG	E
2015	Tri-City (A)	.294	66	235	36	69	20	0	1	36	0	2	12	43	50	4	2	.425	.391	4

FRANCISCO, YORDI FRANCISCO

INF

HT: 6-1 WT: 175 B/T: L/R HOMETOWN: Puerto Plata, DR
 BORN: March 14, 1997 in Santiago, DR OPENING DAY AGE: 19
 HOW ACQUIRED: Signed as a non-drafted free agent: December 23, 2015
 SIGNED BY: Chip Lawrence (Padres)

FRY, BRANDON TAYLOR

LHP

HT: 6-3 WT: 195 B/T: L/L HOMETOWN: Canton, OH
 BORN: March 28, 1993 in Canton, OH OPENING DAY AGE: 23
 HIGH SCHOOL: Nease High School (FL) COLLEGE: Pearl River CC (MS)
 HOW ACQUIRED: Signed as an 18th-round selection in the 2013 First-Year Player Draft
 SIGNED BY: Andrew Salvo (Padres)

YR	CLUB	W-L	ERA	G	GS	CG	SHO	SV	IP	H	R	ER	HR	HB	BB	SO	WP	BK	AVG
2013	Eugene (A)	0-2	4.15	11	0	0	0	0	13.0	14	6	6	0	0	9	11	3	0	.286
2014	AZL Padres (A)	0-1	4.50	7	0	0	0	0	10.0	13	10	5	1	0	5	10	1	0	.310
	Eugene (A)	0-1	3.42	12	0	0	0	0	23.2	18	12	9	1	2	13	15	1	1	.209
2015	Lake Elsinore (A)	0-0	2.08	2	0	0	0	0	4.1	4	1	1	0	0	3	5	1	0	.250
	Fort Wayne (A)	1-2	7.40	15	0	0	0	1	24.1	31	22	20	1	1	10	16	7	0	.310
	Tri-City (A)	0-3	3.65	8	1	0	0	0	12.1	11	6	5	2	0	8	13	5	0	.234
Minor League Totals		1-9	4.72	55	1	0	0	1	87.2	91	57	46	5	3	48	70	18	1	.268



SCOUTING & PLAYER DEVELOPMENT

GAEDELE, KYLE R.

OF

HT: 6-3 WT: 235 B/T: R/R
 BORN: November 1, 1989 in Arlington Heights, IL
 HIGH SCHOOL: Rolling Meadows High School (IL)
 HOW ACQUIRED: Signed as a sixth-round selection in the 2011 First-Year Player Draft
 SIGNED BY: Mark Conner (Padres)
 PERSONAL NOTES: Is the great-nephew of Eddie Gaedel.

YR	CLUB	AVG	G	AB	R	H	2B	3B	HR	RBI	SH	SF	HP	BB	SO	SB	CS	OBP	SLG	E
2011	Eugene (A)	.203	63	197	34	40	6	1	3	29	1	1	3	36	67	9	0	.333	.289	2
2012	Fort Wayne (A)	.258	129	407	59	105	28	7	5	51	6	3	7	53	118	23	6	.351	.398	3
2013	Lake Elsinore (A)	.256	127	450	77	115	26	9	13	57	2	4	9	43	128	27	7	.330	.440	4
2014	San Antonio (AA)	.159	30	82	5	13	2	0	4	9	0	1	0	9	25	1	0	.239	.329	1
2015	Lake Elsinore (A)	.248	44	153	26	38	6	4	8	29	0	2	2	20	58	3	0	.339	.497	1
	San Antonio (AA)	.220	37	100	9	22	5	0	1	10	1	1	3	13	40	2	0	.325	.300	1
Minor League Totals		.240	430	1389	210	333	73	21	34	185	10	12	24	174	436	65	13	.332	.396	12

GARCIA, OMAR ALAN (ALAN)

OF

HT: 6-0 WT: 220 B/T: L/L
 BORN: January 31, 1997 in Nogales, AZ
 HIGH SCHOOL: Mountain Pointe High School (AZ)
 HOW ACQUIRED: Signed as a 19th-round selection in the 2015 First-Year Player Draft
 SIGNED BY: Dave Lottsfeldt (Padres)

YR	CLUB	AVG	G	AB	R	H	2B	3B	HR	RBI	SH	SF	HP	BB	SO	SB	CS	OBP	SLG	E
2015	AZL Padres (R)	.264	30	106	15	28	7	0	0	13	0	3	2	9	32	0	1	.325	.330	4

GARCIA, JAFFE MANUEL

OF

HT: 6-1 WT: 175 B/T: R/R
 BORN: March 13, 1996 in Margarita, Venezuela
 HOW ACQUIRED: Signed as a non-drafted free agent: July 2, 2014
 SIGNED BY: Antonio Alejos (Padres)

YR	CLUB	AVG	G	AB	R	H	2B	3B	HR	RBI	SH	SF	HP	BB	SO	SB	CS	OBP	SLG	E
2015	DSL Padres (R)	.229	45	131	26	30	4	2	1	10	1	0	5	45	59	6	5	.442	.313	1

GARCIA, JEAN LUIS

RHP

HT: 6-5 WT: 220 B/T: R/R
 BORN: December 7, 1996 in Santiago, DR
 HOW ACQUIRED: Signed as a non-drafted free agent: April 9, 2014
 SIGNED BY: Felix Feliz (Padres)

YR	CLUB	W-L	ERA	G	GS	CG	SHO	SV	IP	H	R	ER	HR	HB	BB	SO	WP	BK	AVG
2014	DSL Padres (R)	0-3	6.00	12	3	0	0	0	18.0	21	20	12	0	7	15	17	2	0	.276
2015	DSL Padres (R)	0-1	5.54	3	0	0	0	0	13.0	18	11	8	1	2	3	7	3	0	.346
	AZL Padres (R)	1-6	7.04	11	6	0	0	0	47.1	70	52	37	2	5	24	30	7	2	.327
Minor League Totals		1-10	6.55	26	12	0	0	0	78.1	109	83	57	3	14	42	54	12	2	.319

GARCIA, JOEL DE JESUS

LHP

HT: 6-2 WT: 180 B/T: L/L
 BORN: August 7, 1992 in San Cristobal, DR
 HOW ACQUIRED: Signed as a non-drafted free agent: April 14, 2012
 SIGNED BY: Felix Feliz and Martin Jose (Padres)

YR	CLUB	W-L	ERA	G	GS	CG	SHO	SV	IP	H	R	ER	HR	HB	BB	SO	WP	BK	AVG
2012	DSL Padres (R)	0-0	3.66	14	0	0	0	0	19.2	19	12	8	0	5	17	15	6	1	.253
2013									Did not play - Injured										
2014	DSL Padres (R)	1-2	8.59	19	0	0	0	0	22.0	16	22	21	0	4	33	28	5	0	.208
2015	DSL Padres (R)	4-3	2.53	19	2	0	0	1	42.2	31	23	12	2	1	33	44	9	1	.200
Minor League Totals		5-5	4.38	52	2	0	0	1	84.1	66	57	41	2	10	83	87	20	2	.215

GETTYS, MICHAEL EDWARD

OF

HT: 6-1 WT: 203 B/T: R/R
 BORN: October 22, 1995 in Gainesville, GA
 HIGH SCHOOL: Gainesville High School (GA)
 HOW ACQUIRED: Signed as a second-round selection in the 2014 First-Year Player Draft
 SIGNED BY: Andrew Salvo (Padres)
 CAREER NOTES: 2016: Named the No. 10 prospect in the Padres organization by *Baseball America* heading into the 2016 season.
 2014: Named an Arizona League Post-Season All-Star.

YR	CLUB	AVG	G	AB	R	H	2B	3B	HR	RBI	SH	SF	HP	BB	SO	SB	CS	OBP	SLG	E
2014	AZL Padres (R)	.310	52	213	29	66	8	5	3	38	1	3	1	15	66	14	2	.353	.437	10
2015	Fort Wayne (A)	.231	122	494	62	114	27	6	6	44	1	5	1	28	162	20	10	.271	.346	8
Minor League Totals		.255	174	707	91	180	35	11	9	82	2	8	2	43	228	34	12	.296	.373	18

GIRON, RUDDY

INF

HT: 5-11 WT: 175 B/T: R/R
 BORN: January 4, 1997 in Santo Domingo Norte, DR
 HOW ACQUIRED: Signed as a non-drafted free agent: July 2, 2013
 SIGNED BY: Randy Smith, Felix Feliz, Ysrael Rojas and Martin Jose (Padres)
 CAREER NOTES: 2016: Named the No. 4 prospect in the Padres organization by *Baseball America* heading into the 2016 season.

YR	CLUB	AVG	G	AB	R	H	2B	3B	HR	RBI	SH	SF	HP	BB	SO	SB	CS	OBP	SLG	E
2014	AZL Padres (R)	.168	48	185	23	31	10	0	0	13	3	1	1	8	42	1	2	.205	.222	13
2015	Fort Wayne (A)	.285	96	386	58	110	12	4	9	49	1	2	1	29	68	15	14	.335	.407	24
Minor League Totals		.247	144	571	81	141	22	4	9	62	4	3	2	37	110	16	16	.294	.347	37

SCOUTING & PLAYER DEVELOPMENT

GONZALEZ, MANUEL FRANCISCO RHP

HT: 6-4 WT: 195 B/T: R/R HOMETOWN: Santo Domingo, DR
 BORN: October 21, 1994 in Santo Domingo, DR OPENING DAY AGE: 21
 HOW ACQUIRED: Signed as a non-drafted free agent: April 24, 2012
 SIGNED BY: Randy Smith, Felix Feliz and Martin Jose (Padres)

YR	CLUB	W-L	ERA	G	GS	CG	SHO	SV	IP	H	R	ER	HR	HB	BB	SO	WP	BK	AVG
2012	DSL Padres (R)	0-1	6.75	3	0	0	0	0	4.0	6	4	3	0	1	1	2	0	0	.333
2013	DSL Padres (R)	1-4	4.53	13	13	0	0	0	59.2	63	37	30	1	7	14	57	12	2	.257
2014	AZL Padres (R)	1-6	8.04	12	6	0	0	0	43.2	66	48	39	3	6	16	25	13	0	.338
2015	DSL Padres (R)	1-0	1.50	3	3	0	0	0	12.0	15	7	2	0	1	8	18	4	0	.294
	AZL Padres (R)	0-4	9.51	10	6	0	0	0	29.1	41	35	31	1	2	16	27	6	3	.336
Minor League Totals		3-15	6.36	41	28	0	0	0	148.2	191	131	105	5	17	55	129	35	5	.303

GORIS, DIEGO AGUSTIN INF

HT: 5-10 WT: 200 B/T: R/R HOMETOWN: Santiago, DR
 BORN: November 8, 1990 in Santiago, DR OPENING DAY AGE: 25
 HOW ACQUIRED: Selected in the Triple-A Phase of the 2012 Rule 5 Draft from Kansas City
 SIGNED BY: Rene Gayo & Nelson Llena (Pirates)
 CAREER NOTES: 2014: Named a California League Mid-Season All-Star...named a MiLB.com Organization All-Star for San Diego following the season. 2011: Acquired by the Kansas City Royals with RHP Brooks Pounders in exchange for INF Yamaico Navarro on December 7, 2011. 2008: Originally signed by the Pittsburgh Pirates as a non-drafted free agent on May 23, 2008.

YR	CLUB	AVG	G	AB	R	H	2B	3B	HR	RBI	SH	SF	HP	BB	SO	SB	CS	OBP	SLG	E
2008	DSL Pirates (R)	.245	44	143	16	35	2	2	0	11	1	0	2	5	21	2	3	.280	.287	13
2009	DSL Pirates (R)	.277	58	231	37	64	8	5	1	31	7	2	3	10	22	11	7	.313	.368	21
2010	DSL Pirates (R)	.310	49	171	31	53	7	1	5	29	1	1	0	9	19	6	6	.343	.450	7
2011	DSL Pirates (R)	.350	68	266*	53	93*	20	4	5	46	2	3	3	15	28	15	3	.387	.511	13
2012	AZL Royals (R)	.425	18	80	14	34	6	3	3	19	0	2	2	2	10	0	0	.442	.688	7
	Idaho Falls (R)	.286	40	154	27	44	8	1	10	32	2	1	1	2	22	0	0	.297	.545	2
2013	Fort Wayne (A)	.266	96	361	43	96	19	1	6	52	3	7	1	16	47	1	0	.294	.374	15
2014	Lake Elsinore (A)	.324	89	370	66	120	27	2	13	61	0	6	2	14	74	5	0	.347	.514	18
	San Antonio (AA)	.247	37	146	18	36	5	0	4	10	1	1	1	2	25	1	2	.260	.363	14
2015	San Antonio (AA)	.253	99	384	38	97	20	1	5	43	2	2	2	12	55	2	3	.278	.349	11
	AZL Padres (R)	.250	1	4	1	1	0	0	3	0	0	0	0	2	0	0	0	.250	.250	1
	El Paso (AAA)	.350	5	20	2	7	1	0	1	4	0	0	1	1	3	0	0	.409	.550	0
Minor League Totals		.292	604	2330	346	680	123	20	53	341	19	25	18	88	328	43	24	.319	.430	122

GREENE, MARCUS JR. C

HT: 5-11 WT: 210 B/T: R/R HOMETOWN: Palm Springs, CA
 BORN: August 19, 1994 in Pomona, CA OPENING DAY AGE: 21
 HIGH SCHOOL: Vista del Lago High School (CA) COLLEGE: New Mexico JC
 HOW ACQUIRED: From the Texas Rangers along with PTBNL (RHP Jon Edwards) in exchange for OF Will Venable: August 18, 2015.
 SIGNED BY: Doug Banks (Rangers)
 CAREER NOTES: 2014: Named a Northwest League Mid-Season All-Star. 2012: Selected by the Florida Marlins in the 39th round of the 2012 First-Year Player Draft but did not sign.

YR	CLUB	AVG	G	AB	R	H	2B	3B	HR	RBI	SH	SF	HP	BB	SO	SB	CS	OBP	SLG	E
2013	Spokane (A)	.227	58	203	27	46	11	1	3	15	0	0	4	41	49	3	2	.367	.335	6
2014	Spokane (A)	.318	42	148	30	47	9	2	3	24	0	1	9	26	30	7	0	.446	.466	3
2015	Hickory (A)	.179	13	39	5	7	1	1	0	1	0	0	1	9	15	0	0	.347	.256	1
	Hickory (A)	.218	25	78	17	17	5	1	5	9	0	0	2	16	23	2	0	.365	.500	4
Minor League Totals		.250	138	468	79	117	26	5	11	49	0	1	16	92	117	12	2	.390	.397	14

GRULLART, OLIVER RHP

HT: 6-1 WT: 165 B/T: R/R HOMETOWN: Santo Domingo, DR
 BORN: March 23, 1997 in Santo Domingo, DR OPENING DAY AGE: 19
 HOW ACQUIRED: Signed as a non-drafted free agent: September 17, 2015
 SIGNED BY: (Padres)

GUERRA, JAVIER ALEXIS INF

HT: 5-11 WT: 155 B/T: L/R HOMETOWN: Dolega, Panama
 BORN: September 25, 1995 in David, Panama OPENING DAY AGE: 20
 HOW ACQUIRED: From the Red Sox along with OF Manuel Margot, INF Carlos Asuaje and LHP Logan Allen in exchange for RHP Craig Kimbrel, November 13, 2015.
 SIGNED BY: Cristobal Garibaldo (Red Sox)
 CAREER NOTES: 2016: Named the No. 1 prospect in the Padres organization by *Baseball America* heading into the 2016 season.
 2015: Named a South Atlantic League Mid-Season All-Star. 2014: Named the No. 7 prospect in the Gulf Coast League by *Baseball America* following the season. 2012: Originally signed by the Red Sox as an international free agent on July 2, 2012.

YR	CLUB	AVG	G	AB	R	H	2B	3B	HR	RBI	SH	SF	HP	BB	SO	SB	CS	OBP	SLG	E
2013	DSL Red Sox (R)	.248	60	210	27	52	9	0	2	23	6	1	3	33	40	7	4	.356	.290	14
2014	GCL Red Sox (R)	.269	51	201	21	54	14	4	2	26	1	0	0	5	42	1	5	.286	.408	11
2015	Greenville (A)	.279	116	434	64	121	23	3	15	68	6	3	4	30	112	7	9	.329	.449	27
Minor League Totals		.269	227	845	112	227	46	7	17	117	13	4	7	68	194	15	18	.327	.400	52

GUERRERO, JORDAN MARCELO RHP

HT: 6-5 WT: 260 B/T: R/R HOMETOWN: Sarasota, FL
 BORN: August 1, 1996 in Sarasota, FL OPENING DAY AGE: 19
 HIGH SCHOOL: Braden River High School (FL) COLLEGE: Polk State (FL)
 HOW ACQUIRED: Signed as a sixth-round selection in the 2015 First-Year Player Draft
 SIGNED BY: Chris Kelly (Padres)

YR	CLUB	W-L	ERA	G	GS	CG	SHO	SV	IP	H	R	ER	HR	HB	BB	SO	WP	BK	AVG
2015	AZL Padres (R)	3-1	4.23	13	3	0	0	1	27.2	31	14	13	1	0	13	27	4	0	.274



SCOUTING & PLAYER DEVELOPMENT

GUZMAN, JONATHAN RHP

HT: 5-10 WT: 180 B/T: R/R HOMETOWN: San Cristobal, DR
 BORN: February 8, 1995 in San Cristobal, DR
 HOW ACQUIRED: Signed as a non-drafted free agent: April 7, 2015
 OPENING DAY AGE: 21
 SIGNED BY: Martin Jose (Padres)

YR	CLUB	W-L	ERA	G	GS	CG	SHO	SV	IP	H	R	ER	HR	HB	BB	SO	WP	BK	AVG
2015	DSL Padres (R)	2-3	3.68	19	0	0	0	0	36.2	31	32	15	2	9	26	30	12	0	.225

GUZMAN, LUIS RAMON INF

HT: 6-2 WT: 175 B/T: R/R HOMETOWN: Santo Domingo, DR
 BORN: June 20, 1998 in Santo Domingo, DR
 HOW ACQUIRED: Signed as a non-drafted free agent: February 12, 2015
 OPENING DAY AGE: 17
 SIGNED BY: Israel Rojas (Padres)

YR	CLUB	AVG	G	AB	R	H	2B	3B	HR	RBI	SH	SF	HP	BB	SO	SB	CS	OBP	SLG	E
2015	DSL Padres (R)	.144	41	125	20	18	2	0	0	12	2	0	1	34	58	10	4	.331	.160	25

GUZMAN, OLIVER RHP

HT: 5-11 WT: 180 B/T: R/R HOMETOWN: Valverde, DR
 BORN: March 15, 1997 in Esperanza, DR
 HOW ACQUIRED: Signed as a non-drafted free agent: July 2, 2015
 OPENING DAY AGE: 19
 SIGNED BY: Emengildo Diaz (Padres)

YR	CLUB	W-L	ERA	G	GS	CG	SHO	SV	IP	H	R	ER	HR	HB	BB	SO	WP	BK	AVG
2015	DSL Padres (R)	0-0	0.00	1	0	0	0	0	2.0	1	0	0	0	1	0	1	1	0	.167

HANCOCK, JUSTIN D. RHP

HT: 6-4 WT: 187 B/T: R/R HOMETOWN: Defiance, OH
 BORN: October 28, 1990 in Defiance, OH
 HIGH SCHOOL: Defiance High School (OH)
 COLLEGE: Lincoln Trail (IL)
 HOW ACQUIRED: Signed as a ninth-round selection in the 2011 First-Year Player Draft
 SIGNED BY: Jeff Stewart (Padres)

CAREER NOTES: 2015: Named a Texas League Mid-Season All-Star. Personal: Signed a letter of intent to play at Indiana State University before signing with the Padres as a ninth-round selection, the highest-drafted player ever out of Lincoln Trail by round.

YR	CLUB	W-L	ERA	G	GS	CG	SHO	SV	IP	H	R	ER	HR	HB	BB	SO	WP	BK	AVG
2011	AZL Padres (R)	0-3	7.09	11	8	0	0	0	33.0	46	30	26	0	1	21	30	3	1	.329
2012	Fort Wayne (A)	0-4	6.95	13	2	0	0	0	33.2	44	31	26	3	1	20	23	1	0	.312
	Eugene (A)	5-2	1.61	15	14	0	0	0	72.2	52	17	13	3	3	23	66	7	0	.203
2013	Fort Wayne (A)	5-1	1.73	12	12	0	0	0	67.2	54	20	13	0	2	20	44	3	0	.222
	Lake Elsinore (A)	3-7	5.14	14	14	0	0	0	63.0	81	52	36	5	5	36	39	6	0	.307
2014	San Antonio (AA)	3-2	4.12	13	12	0	0	0	59.0	69	29	27	5	2	23	41	3	0	.294
	AZL Padres (R)	0-0	0.00	2	2	0	0	0	3.0	4	0	0	0	0	0	0	0	0	.333
2015	San Antonio (AA)	7-6	3.59	22	22	0	0	0	120.1	127	52	48	8	5	49	92	10	0	.277
	El Paso (AAA)	1-0	2.61	2	2	0	0	0	10.1	15	3	3	1	0	4	5	0	0	.349
Minor League Totals		24-25	3.73	104	88	0	0	0	462.2	492	234	192	25	19	196	340	33	1	.275

HEADAN, WILLIAM ROSS (WILL) LHP

HT: 6-4 WT: 230 B/T: R/L HOMETOWN: Morton, IL
 BORN: October 11, 1993 in Lafayette, IN
 HIGH SCHOOL: Morton High School (IL)
 COLLEGE: Illinois State
 HOW ACQUIRED: Signed as a 13th-round selection in the 2015 First-Year Player Draft
 SIGNED BY: Jeff Stewart (Padres)

YR	CLUB	W-L	ERA	G	GS	CG	SHO	SV	IP	H	R	ER	HR	HB	BB	SO	WP	BK	AVG
2015	AZL Padres (R)	0-0	3.12	14	1	0	0	0	26.0	28	9	9	0	0	7	34	3	1	.267
	Tri-City (A)	1-0	0.00	1	0	0	0	0	2.2	2	0	0	0	0	0	5	0	0	.222
Minor League Totals		1-0	2.83	15	1	0	0	0	28.2	30	9	9	0	0	7	39	3	1	.263

HEBNER, CODY L. RHP

HT: 6-0 WT: 175 B/T: R/R HOMETOWN: Auburn, WA
 BORN: November 21, 1990 in Auburn, WA
 HIGH SCHOOL: Auburn Mountainview High School (WA)
 COLLEGE: Green River CC (WA)
 HOW ACQUIRED: Signed as a fourth-round selection in the 2011 First-Year Player Draft
 SIGNED BY: Justin Baughman (Padres)
 CAREER NOTES: 2013: Led California League in games pitched and holds (23).

YR	CLUB	W-L	ERA	G	GS	CG	SHO	SV	IP	H	R	ER	HR	HB	BB	SO	WP	BK	AVG
2011	Eugene (A)	2-2	3.35	11	7	0	0	0	37.2	28	16	14	0	0	15	39	4	0	.207
2012	Fort Wayne (A)	7-7	5.01	25	20	0	0	1	109.2	108	63	61	5	4	50	110	7	1	.258
2013	Lake Elsinore (A)	2-2	3.62	58*	0	0	0	4	74.2	57	31	30	3	4	41	78	5	1	.207
2014	Lake Elsinore (A)	2-3	4.81	31	0	0	0	2	43.0	42	30	23	3	2	24	42	6	0	.263
	Fort Wayne (A)	2-5	4.64	11	11	0	0	0	42.2	50	32	22	3	2	14	46	0	0	.284
2015	Lake Elsinore (A)	0-0	7.84	8	0	0	0	0	10.1	8	9	9	2	1	8	14	2	0	.216
	San Antonio (AA)	0-3	5.40	17	0	0	0	1	20.0	9	14	12	1	2	20	16	1	0	.136
Minor League Totals		15-22	4.55	161	38	0	0	8	338.0	302	195	171	17	15	172	345	25	2	.238

HENRY, HENRY RHP

HT: 6-4 WT: 178 B/T: R/R HOMETOWN: San Cristobal, DR
 BORN: December 17, 1998 in San Cristobal, DR
 HOW ACQUIRED: Signed as a non-drafted free agent: July 2, 2015
 OPENING DAY AGE: 17
 SIGNED BY: Israel Rojas (Padres)

SCOUTING & PLAYER DEVELOPMENT

HERNANDEZ, ADOLFO

LHP

HT: 5-11 WT: 165 B/T: L/L
 BORN: July 23, 1997 in Coahuila, Mexico
 HOW ACQUIRED: Signed as a non-drafted free agent: July 2, 2015
 SIGNED BY: Billy McLaughlin (Padres)

HOMETOWN: Coahuila, Mexico
 OPENING DAY AGE: 18

HERNANDEZ, JOSE MANUEL

RHP

HT: 6-1 WT: 165 B/T: R/R
 BORN: March 17, 2015 in Carabobo, Venezuela
 HOW ACQUIRED: Signed as a non-drafted free agent: October 7, 2015
 SIGNED BY: Yfrain Linares (Padres)

HOMETOWN: Carabobo, Venezuela
 OPENING DAY AGE: 18

HERNANDEZ, LUIS MIGUEL

RHP

HT: 6-2 WT: 190 B/T: R/R
 BORN: June 22, 1992 in La Vega, DR
 HOW ACQUIRED: Signed as a minor league free agent: January 15, 2015
 SIGNED BY: Luis Baez & Junior Noboa (Diamondbacks)
 CAREER NOTES: 2010: Originally signed by the Arizona Diamondbacks as a non-drafted free agent on February 15, 2010.

HOMETOWN: La Vega, DR
 OPENING DAY AGE: 23

YR	CLUB	W-L	ERA	G	GS	CG	SHO	SV	IP	H	R	ER	HR	HB	BB	SO	WP	BK	AVG
2010	DSL Dbacks (R)	4-2	4.45	13	2	0	0	0	30.1	30	25	15	0	4	23	15	7	0	.248
2011	DSL Dbacks (R)	2-6	4.27	13	13	1	1	0	52.2	50	34	25	3	6	38	29	14	0	.255
2012	AZL D-backs (R)	4-4	4.71	13	12	1	0	0	65.0	62	44	34	4	5	28	53	9	2	.247
2013	AZL D-backs (R)	0-1	15.34	14	0	0	0	0	14.2	18	29	25	1	3	39	9	19	1	.316
2015	Lake Elsinore (A)	1-3	7.25	21	0	0	0	1	22.1	33	23	18	1	1	12	19	3	0	.337
	Tri-City (A)	1-5	4.36	19	0	0	0	2	33.0	26	16	16	1	1	12	26	5	0	.218
Minor League Totals		12-21	5.49	93	27	2	1	3	218.0	219	171	133	10	20	152	151	57	3	.260

HOLLAND, SAMUEL JOSEPH

RHP

HT: 6-4 WT: 200 B/T: R/R
 BORN: February 20, 1994 in Brisbane, Australia
 HOW ACQUIRED: Signed as a non-drafted free agent: October 9, 2012
 SIGNED BY: Trevor Schumm (Padres)
 CAREER NOTES: 2013: Led Arizona League in games finished (23) and ranked second in saves.

HOMETOWN: Brisbane, Australia
 OPENING DAY AGE: 22

YR	CLUB	W-L	ERA	G	GS	CG	SHO	SV	IP	H	R	ER	HR	HB	BB	SO	WP	BK	AVG
2013	AZL Padres (R)	2-2	2.25	27	0	0	0	8	32.0	35	10	8	0	2	6	34	3	0	.267
2014	Eugene (A)	0-1	2.43	27	0	0	0	0	40.2	36	20	11	1	4	8	53	2	0	.222
2015	Lake Elsinore (A)	2-1	6.51	24	0	0	0	0	27.2	31	22	20	4	4	8	17	3	0	.284
	Tri-City (A)	2-1	1.59	22	0	0	0	1	28.1	14	6	5	2	5	5	30	2	0	.149
	San Antonio (AA)	0-0	0.00	1	0	0	0	0	0.1	0	0	0	0	0	0	1	0	0	.000
Minor League Totals		6-5	3.07	101	0	0	0	9	129.0	116	58	44	7	15	27	135	10	0	.233

HUFFMAN, CHRIS ELWOOD

RHP

HT: 6-1 WT: 205 B/T: R/R
 BORN: November 25, 1992 in Fort Defiance, VA
 HIGH SCHOOL: Fort Defiance High School (VA)
 HOW ACQUIRED: Signed as a 14th-round selection in the 2014 First-Year Player Draft
 SIGNED BY: Tom Burns (Padres)

HOMETOWN: Fort Defiance, VA
 OPENING DAY AGE: 23
 COLLEGE: James Madison University (VA)

YR	CLUB	W-L	ERA	G	GS	CG	SHO	SV	IP	H	R	ER	HR	HB	BB	SO	WP	BK	AVG
2014	Eugene (A)	0-1	4.26	15	0	0	0	0	19.0	21	11	9	1	1	6	16	2	0	.292
2015	Fort Wayne (A)	9-6	3.28	22	18	0	0	0	107.0	108	50	39	6	10	23	58	5	0	.263
Minor League Totals		9-7	3.43	37	18	0	0	0	126.0	129	61	48	7	11	29	74	7	0	.267

IBARRA, JEFFREY

LHP

HT: 6-6 WT: 180 B/T: L/L
 BORN: August 18, 1987 in Escondido, CA
 HIGH SCHOOL: Murrieta Valley (CA)
 HOW ACQUIRED: Signed as a 23rd-round selection in the 2009 First-Year Player Draft
 SIGNED BY: Ash Lawson (Padres)

HOMETOWN: Menifee, CA
 OPENING DAY AGE: 28
 COLLEGE: Lee University (TN)

YR	CLUB	W-L	ERA	G	GS	CG	SHO	SV	IP	H	R	ER	HR	HB	BB	SO	WP	BK	AVG
2009	Eugene (A)	1-3	3.80	26	0	0	0	0	42.2	47	24	18	3	10	10	42	1	0	.278
2010	Fort Wayne (A)	1-1	3.96	42	0	0	0	1	50.0	56	28	22	3	2	14	44	2	1	.276
2011	Fort Wayne (A)	3-3	3.23	25	0	0	0	0	30.2	15	11	11	1	2	11	36	0	0	.144
	Lake Elsinore (A)	3-2	3.93	22	0	0	0	0	36.2	31	16	16	1	1	9	29	0	0	.240
2012	San Antonio (AA)	0-0	0.75	20	0	0	0	0	24.0	22	5	2	0	1	5	24	0	0	.227
	AZL Padres (R)	0-0	0.00	2	0	0	0	0	2.0	1	1	0	0	0	0	0	0	0	.143
	Lake Elsinore (A)	0-0	1.74	9	0	0	0	0	10.1	11	3	2	0	0	0	12	0	0	.262
2013	Tucson (AAA)	0-0	30.86	2	0	0	0	0	2.1	8	8	8	1	1	3	2	0	0	.533
	San Antonio (AA)	3-1	5.88	57	0	0	0	0	52.0	59	35	34	5	4	11	52	1	1	.278
2014	San Antonio (AA)	2-1	2.59	38	0	0	0	0	41.2	41	15	12	5	0	15	50	1	0	.258
2015	Did not Play - Injured																		
Minor League Totals		13-11	3.85	243	0	0	0	3	292.1	291	146	125	19	21	78	291	5	2	.256

ILARRAZA, REINALDO ANDRES

INF

HT: 5-10 WT: 150 B/T: S/R
 BORN: January 12, 1999 in Yaracuy, Venezuela
 HOW ACQUIRED: Signed as a non-drafted free agent: July 2, 2015
 SIGNED BY: Luis Prieto (Padres)

HOMETOWN: Yaracuy, Venezuela
 OPENING DAY AGE: 17



SCOUTING & PLAYER DEVELOPMENT

JENSEN, PETER CHASE (CHASE) INF

HT: 6-4 WT: 195 B/T: R/R HOMETOWN: Arlington, TX
 BORN: January 29, 1991 in Riverside, CA OPENING DAY AGE: 25
 HIGH SCHOOL: Arlington Martin High School (TX) COLLEGE: Oklahoma City University
 HOW ACQUIRED: Signed as a 22nd-round selection in the 2013 First-Year Player Draft
 SIGNED BY: Lane Decker (Padres)
 CAREER NOTES: 2014: Named a Northwest League Mid-Season All-Star.

YR	CLUB	AVG	G	AB	R	H	2B	3B	HR	RBI	SH	SF	HP	BB	SO	SB	CS	OBP	SLG	E
2013	Eugene (A)	.162	38	117	8	19	2	0	1	6	1	0	4	10	36	0	0	.252	.205	5
2014	Lake Elsinore (A)	.455	3	11	4	5	2	0	0	1	0	0	1	3	0	0	.500	.636	1	
	Fort Wayne (A)	.161	16	56	4	9	2	1	0	5	0	1	2	1	12	0	0	.200	.232	2
	Eugene (A)	.278	23	79	5	22	5	0	2	11	0	1	1	1	27	0	0	.293	.418	5
2015	Fort Wayne (A)	.197	40	127	10	25	8	0	2	17	0	0	1	4	32	3	3	.227	.307	3
	Lake Elsinore (A)	.276	51	196	18	54	6	1	5	28	1	2	3	8	54	2	0	.311	.393	12
Minor League Totals		.229	171	586	49	134	25	2	10	68	2	4	11	25	164	5	3	.272	.329	28

JESTER, JASON GENE RHP

HT: 5-10 WT: 185 B/T: R/R HOMETOWN: Hallsville, TX
 BORN: May 4, 1991 in Hallsville, TX OPENING DAY AGE: 24
 HIGH SCHOOL: Hallsville High School (TX) COLLEGE: Texas A&M
 HOW ACQUIRED: Signed as a 23rd-round selection in the 2014 First-Year Player Draft
 SIGNED BY: Jeff Curtis (Padres)

YR	CLUB	W-L	ERA	G	GS	CG	SHO	SV	IP	H	R	ER	HR	HB	BB	SO	WP	BK	AVG
2014	AZL Padres (R)	0-0	0.00	2	0	0	0	0	2.2	2	0	0	0	0	0	7	0	0	.200
	Fort Wayne (A)	3-1	1.71	19	0	0	0	0	26.1	21	9	5	0	1	8	27	2	0	.208
2015	Lake Elsinore (A)	3-2	3.57	38	0	0	0	0	64.5	51	19	18	1	2	10	52	3	0	.285
Minor League Totals		6-3	2.78	59	0	0	0	0	74.1	74	28	23	1	3	18	86	5	0	.255

JONES, DUANEL FRANCISCO INF

HT: 6-3 WT: 220 B/T: R/R HOMETOWN: Samana, DR
 BORN: May 11, 1993 in Samana, DR OPENING DAY AGE: 22
 HOW ACQUIRED: Signed as a non-drafted free agent: April 13, 2010
 SIGNED BY: Randy Smith, Felix Feliz and Jose Salado (Padres)
 CAREER NOTES: 2011: Ranked second in the Arizona Summer League in home runs (8) and tied for ninth in runs scored (38).

YR	CLUB	AVG	G	AB	R	H	2B	3B	HR	RBI	SH	SF	HP	BB	SO	SB	CS	OBP	SLG	E
2010	DSL Padres (R)	.211	20	57	6	12	2	0	0	3	0	0	1	15	16	1	1	.384	.246	8
2011	AZL Padres (R)	.267	37	150	38	40	7	2	8	23	0	0	3	16	43	1	1	.349	.500	17
	Eugene (A)	.206	18	68	7	14	5	0	0	5	0	0	0	5	25	3	0	.260	.279	6
2012	Fort Wayne (A)	.226	113	394	51	89	26	0	5	41	2	8	2	37	99	4	4	.290	.330	33
2013	Lake Elsinore (A)	.225	123	449	49	101	21	2	7	54	0	2	5	31	124	1	3	.281	.327	30
2014	Lake Elsinore (A)	.234	108	389	34	91	20	1	10	56	2	5	5	27	112	4	5	.289	.368	8
2015	Fort Wayne (A)	.327	41	153	22	50	11	0	7	36	0	2	0	15	36	1	1	.382	.536	8
	San Antonio (AA)	.226	90	319	39	72	10	0	7	38	0	5	0	22	65	2	1	.272	.323	24
Minor League Totals		.237	550	1979	246	469	102	5	44	256	4	22	16	168	520	17	16	.299	.360	134

KEEL, JERRY WESLEY LHP

HT: 6-6 WT: 240 B/T: L/L HOMETOWN: Palmdale, CA
 BORN: September 26, 1993 in Lancaster, CA OPENING DAY AGE: 22
 HIGH SCHOOL: Palmdale High School (CA) COLLEGE: Cal State Northridge
 HOW ACQUIRED: Signed as a ninth-round selection in the 2015 First-Year Player Draft
 SIGNED BY: Brent Mayne (Padres)

YR	CLUB	W-L	ERA	G	GS	CG	SHO	SV	IP	H	R	ER	HR	HB	BB	SO	WP	BK	AVG
2015	Tri-City (A)	3-1	3.00	19	0	0	0	0	33.0	34	16	11	1	2	8	28	1	1	.268

KELICH, PETER THOMAS (PETE) RHP

HT: 6-2 WT: 195 B/T: R/R HOMETOWN: Jackson, NJ
 BORN: February 16, 1991 in Freehold, NJ OPENING DAY AGE: 25
 HIGH SCHOOL: Jackson Memorial High School (NJ) COLLEGE: Bryant (RI)
 HOW ACQUIRED: Signed as a 38th-round selection in the 2013 First-Year Player Draft
 SIGNED BY: Jim Bretz (Padres)
 CAREER NOTES: 2013: Led the AZL in wins and tossed league's only CG...also led in WHIP (0.76) and opponents avg...second in ERA and strikeouts and third in IP...named an AZL All-Star after the season...2012: Named Northeast Conference Pitcher of the Year and First-Team All-NEC going 8-3 with a 1.81 ERA.

YR	CLUB	W-L	ERA	G	GS	CG	SHO	SV	IP	H	R	ER	HR	HB	BB	SO	WP	BK	AVG
2013	AZL Padres (R)	7-1	1.40	13	10	1	0	1	58.0	43	14	9	1	1	1	69	5	1	.200*
2014	Fort Wayne (A)	0-3	4.88	5	5	0	0	0	24.0	33	21	13	1	0	3	26	0	1	.303
2015	AZL Padres (R)	0-0	1.64	5	3	0	0	0	11.0	9	2	2	0	0	2	10	2	1	.231
	Fort Wayne (A)	3-2	2.32	6	6	0	0	0	31.0	28	9	8	3	1	6	15	0	0	.250
Minor League Totals		10-6	2.32	29	24	1	0	1	124.0	113	46	32	5	2	12	120	7	3	.238

SCOUTING & PLAYER DEVELOPMENT

KELLY, MICHAEL JOSEPH

RHP

HT: 6-4 WT: 185 B/T: R/R HOMETOWN: Delray Beach, FL
 BORN: September 6, 1992 in Boynton Beach, FL OPENING DAY AGE: 23
 HIGH SCHOOL: West Boca Raton Community High School (FL)
 HOW ACQUIRED: Signed as a supplemental-round (48th overall) selection in the 2011 First-Year Player Draft
 SIGNED BY: Willie Bosque (Padres)
 CAREER NOTES: 2010: Played in the Aflac All-American Baseball Classic at Petco Park

YR	CLUB	W-L	ERA	G	GS	CG	SHO	SV	IP	H	R	ER	HR	HB	BB	SO	WP	BK	AVG
2012	Fort Wayne (A)	0-2	7.53	7	0	0	0	0	14.1	18	14	12	0	1	18	14	5	0	.316
	AZL Padres (R)	0-5	7.11	13	6	0	0	0	44.1	54	48	35	2	7	25	37	12	1	.302
2013	Fort Wayne (A)	2-1	5.00	15	0	0	0	0	18.0	17	10	10	1	2	12	16	4	0	.262
	Eugene (A)	1-1	6.10	18	0	0	0	0	38.1	36	37	26	2	6	35	33	13	0	.257
2014	Eugene (A)	7-5	4.05	15	14	0	0	0	73.1	59	36	33	5	4	25	71	6	1	.224
2015	Fort Wayne (A)	5-3	4.46	13	13	0	0	0	66.2	68	39	33	5	0	22	35	1	1	.271
	Lake Elsinore (A)	0-6	8.40	6	5	0	0	0	30.0	45	33	28	5	4	9	22	6	0	.349
Minor League Totals		15-23	5.59	87	38	0	0	0	285.0	297	217	177	20	24	146	228	47	3	.274

KENNEDY, ALLAN JACOB (A.J.)

C

HT: 6-0 WT: 190 B/T: R/R HOMETOWN: Anaheim, CA
 BORN: January 23, 1994 in Irvine, CA OPENING DAY AGE: 22
 HIGH SCHOOL: Savanna High School (CA)
 COLLEGE: Cal State Fullerton
 HOW ACQUIRED: Signed as a 30th-round selection in the 2015 First-Year Player Draft
 SIGNED BY: Josh Emmerick (Padres)

YR	CLUB	AVG	G	AB	R	H	2B	3B	HR	RBI	SH	SF	HP	BB	SO	SB	CS	OBP	SLG	E
2015	Tri-City (A)	.276	24	87	12	24	6	0	0	16	2	2	2	7	16	0	1	.337	.345	3

KENNEDY, BRETT

RHP

HT: 6-0 WT: 200 B/T: R/R HOMETOWN: Brigantine, NJ
 BORN: August 4, 1994 in Pomona, NJ OPENING DAY AGE: 21
 HIGH SCHOOL: Atlantic City High School (NJ)
 COLLEGE: Fordham (NY)
 HOW ACQUIRED: Signed as an 11th-round selection in the 2015 First-Year Player Draft
 SIGNED BY: Jim Bretz (Padres)

YR	CLUB	W-L	ERA	G	GS	CG	SHO	SV	IP	H	R	ER	HR	HB	BB	SO	WP	BK	AVG
2015	Tri-City (A)	0-2	2.70	12	9	0	0	0	30.0	18	10	9	0	1	11	38	4	0	.173

KIRKMAN, MICHAEL S.

LHP

HT: 6-4 WT: 215 B/T: L/L HOMETOWN: Lake City, FL
 BORN: September 18, 1986 in Lake City, FL OPENING DAY AGE: 29
 HIGH SCHOOL: Columbia High School (FL)
 HOW ACQUIRED: Signed as a minor league free agent: February 20, 2016
 SIGNED BY: Guy DeMuttis (Rangers)
 CAREER NOTES: 2010: Named Pacific Coast League Pitcher of the Year as well as a PCL Mid-Season and Post-Season All-Star as well as an Organization All-Star by MiLB.com.

YR	CLUB	W-L	ERA	G	GS	CG	SHO	SV	IP	H	R	ER	HR	HB	BB	SO	WP	BK	AVG
2005	AZL Rangers (R)	3-1	3.44	14	9	0	0	0	52.1	51	28	20	0	1	19	58	3	0	.249
2006	Clinton (A)	0-3	6.98	6	6	0	0	0	19.1	23	17	15	0	1	24	22	5	0	.303
	AZL Rangers (R)	1-2	13.20	8	4	0	0	0	15.0	21	27	22	0	5	27	8	9	0	.333
2007	Spokane (A)	1-4	7.00	9	6	0	0	0	27.0	33	30	21	2	2	25	24	7	0	.306
	Clinton (A)	0-1	7.43	5	2	0	0	0	13.1	17	12	11	1	0	12	12	1	0	.304
2008	Clinton (A)	4-3	4.36	15	14	0	0	0	74.1	78	43	36	8	3	23	58	6	1	.269
	Spokane (A)	1-1	0.00	2	2	0	0	0	10.0	7	4	0	0	1	2	9	0	0	.184
2009	Bakersfield (A)	4-1	2.06	8	7	0	0	0	48.0	43	16	11	1	4	18	54	3	0	.244
	Frisco (AA)	5-7	4.19	18	18	0	0	0	96.2	93	54	45	9	4	43	64	5	0	.254
2010	Oklahoma City (AAA)	13-3	3.09	24	22	0	0	0	131.0	115	52	45	8	3	68	130	9	0	.235
	TEXAS	0-0	1.65	14	0	0	0	0	16.1	9	3	3	0	0	10	16	0	0	.161
2011	Round Rock (AAA)	3-3	5.05	27	7	0	0	1	73.0	87	45	41	6	3	37	84	3	1	.295
	TEXAS	1-1	6.59	15	0	0	0	0	27.1	26	22	20	5	3	12	21	2	0	.250
2012	Round Rock (AAA)	5-1	5.25	15	8	0	0	0	48.0	47	29	28	5	0	31	48	4	0	.266
	TEXAS	1-2	3.82	28	0	0	0	0	35.1	24	16	15	5	1	17	38	2	0	.182
2013	TEXAS	0-2	8.18	25	0	0	0	1	22.0	36	20	20	2	0	15	25	2	0	.364
	Round Rock (AAA)	2-3	6.98	6	5	0	0	0	29.2	31	23	23	3	1	19	23	6	0	.282
2014	Round Rock (AAA)	5-5	4.47	36	4	0	0	1	54.1	50	34	27	6	2	29	62	2	0	.240
	TEXAS	0-1	1.59	12	0	0	0	0	5.2	5	1	1	0	2	1	3	0	0	.263
2015	Colorado Springs (AAA)	3-1	2.81	33	0	0	0	1	32.0	19	11	10	1	3	28	34	3	0	.173
Major League Totals		2-6	4.98	94	0	0	0	1	108.2	100	62	59	12	6	55	103	6	0	.244
Minor League Totals		50-39	4.41	226	114	0	0	3	724.0	715	425	355	50	33	405	690	66	2	.258

KIMBER, COREY ALEXANDER

RHP

HT: 6-1 WT: 175 B/T: R/R HOMETOWN: Greensboro, NC
 BORN: June 28, 1994 in Greensboro, NC OPENING DAY AGE: 21
 HIGH SCHOOL: Dudley High School (NC)
 HOW ACQUIRED: Signed as a 25th-round selection in the 2012 First-Year Player Draft
 SIGNED BY: Adam Bourassa (Padres)

YR	CLUB	W-L	ERA	G	GS	CG	SHO	SV	IP	H	R	ER	HR	HB	BB	SO	WP	BK	AVG
2012	AZL Padres (R)	2-1	3.38	8	0	0	0	0	5.1	6	5	2	0	0	7	3	2	0	.273
2013	Did not Play - Injured																		
2014	AZL Padres (R)	2-2	5.24	21	0	0	0	1	34.1	36	26	20	1	1	23	37	2	0	.288
2015	Tri-City (A)	2-2	3.65	20	0	0	0	4	24.2	21	17	10	1	2	12	25	2	1	.239
	Lake Elsinore (A)	0-0	9.00	1	0	0	0	0	2.0	3	2	2	0	0	2	1	0	0	.375
Minor League Totals		6-5	4.61	50	0	0	0	5	66.1	66	50	34	2	3	44	66	6	1	.272

SCOUTING & PLAYER
DEVELOPMENT



SCOUTING & PLAYER DEVELOPMENT

KOHLSCHEEN, STEPHEN K.

RHP

HT: 6-6 **WT:** 235 **B/T:** R/R **HOMETOWN:** Norman, OK
BORN: September 20, 1988 in York, NE **OPENING DAY AGE:** 27
HIGH SCHOOL: Norman North High School (OK) **COLLEGE:** Auburn (AL)
HOW ACQUIRED: From the Seattle Mariners with OF Abraham Almonte in exchange for OF Chris Denorfia: July 31, 2014
SIGNED BY: Devitt Moore (Mariners)
CAREER NOTES: 2014: Named a Southern League Mid-Season All-Star...2013: Led the Southern League in SO/9.0 innings (11.48), while ranking fourth in opponent average (.203)...2010: Signed by the Mariners as a 45th-round selection in the First-Year Player Draft.

YR	CLUB	W-L	ERA	G	GS	CG	SHO	SV	IP	H	R	ER	HR	HB	BB	SO	WP	BK	AVG
2010	Pulaski (R)	3-0	2.51	7	5	0	0	0	28.2	30	8	8	1	1	5	28	0	0	.268
2011	Clinton (A)	5-3	4.44	22	7	0	0	0	73	77	39	36	9	2	33	71	6	1	.267
	Everett (A)	2-0	3.03	9	7	0	0	0	35.2	29	12	12	1	0	11	31	2	0	.220
2012	Clinton (A)	1-1	3.96	12	0	0	0	0	25	29	13	11	2	1	12	30	1	0	.296
	High Desert (A)	3-2	3.27	29	0	0	0	3	44	46	20	16	6	1	23	60	8	0	.266
	Jackson (AA)	0-0	0	1	0	0	0	0	1	2	1	0	0	0	1	1	0	0	.333
2013	Jackson (AA)	7-3	2.3	41	0	0	0	2	66.2	47	18	17	6	1	25	85	1	0	.203
2014	Jackson (AA)	1-1	2.25	23	0	0	0	6	32	31	10	8	4	2	4	33	0	0	.250
	Tacoma (AAA)	2-0	3.28	15	0	0	0	0	24.2	22	9	9	2	1	6	22	0	0	.237
	El Paso (AAA)	1-0	1.32	13	0	0	0	1	13.2	13	5	2	0	0	2	13	1	0	.250
2015	El Paso (AAA)	2-1	6.08	17	0	0	0	0	23.2	28	20	16	3	0	7	22	1	0	.283
	San Antonio (AA)	5-2	2.70	27	2	0	0	2	53.1	53	21	16	2	1	19	41	2	0	.256
Minor League Totals		32-13	3.23	216	21	0	0	14	421.1	407	176	151	36	10	148	437	22	1	.252

KRAL, ROBERT PATRICK

C

HT: 5-10 **WT:** 195 **B/T:** L/R **HOMETOWN:** Randolph, NJ
BORN: March 28, 1989 in Randolph, NJ **OPENING DAY AGE:** 27
HIGH SCHOOL: Randolph High School (NJ) **COLLEGE:** College of Charleston (SC)
HOW ACQUIRED: Signed as a 10th-round selection in the 2011 First-Year Player Draft
SIGNED BY: Adam Bourassa (Padres)
CAREER NOTES: 2013: Named a California League Mid-Season All-Star.

YR	CLUB	AVG	G	AB	R	H	2B	3B	HR	RBI	SH	SF	HP	BB	SO	SB	CS	OBP	SLG	E
2011	AZL Padres (R)	.275	14	40	9	11	1	1	7	0	0	0	1	13	10	0	1	.463	.425	6
2012	Lake Elsinore (A)	.315	22	54	6	17	5	0	3	9	0	2	1	11	13	0	1	.426	.574	3
	San Antonio (AA)	.160	14	25	6	4	1	0	0	1	1	1	0	9	8	0	0	.371	.200	2
	Tucson (AAA)	.385	6	13	3	5	1	0	0	1	0	0	0	5	1	0	0	.556	.462	0
2013	Lake Elsinore (A)	.286	80	269	57	77	16	5	13	45	0	3	5	63	51	2	0	.426	.528	3
	San Antonio (AA)	.154	21	65	6	10	1	0	3	8	1	0	0	15	14	0	0	.313	.308	1
2014	San Antonio (AA)	.181	60	193	20	35	8	0	5	23	0	2	0	35	54	1	1	.304	.301	6
2015	Lake Elsinore (A)	.189	12	37	5	7	2	0	1	4	0	2	0	7	9	0	0	.304	.324	3
	El Paso (AAA)	.241	19	29	4	7	3	1	0	3	0	1	0	2	10	0	0	.281	.414	0
	AZL Padres (R)	.250	1	4	0	1	0	0	0	0	0	0	0	1	2	0	0	.400	.250	0
	San Antonio (AA)	.000	6	14	1	0	0	0	0	0	0	0	0	2	7	0	0	.125	.000	0
Minor League Totals		.234	255	743	117	174	38	7	26	101	2	11	7	163	179	3	3	.372	.409	24

LAMET, DINELSON

RHP

HT: 6-4 **WT:** 187 **B/T:** R/R **HOMETOWN:** Santiago, DR
BORN: July 18, 1992 in Santiago, DR **OPENING DAY AGE:** 23
HOW ACQUIRED: Signed as a non-drafted free agent: July 18, 2014
SIGNED BY: Randy Smith, Felix Feliz, Emenegildo Diaz and Jose Salado (Padres)

YR	CLUB	W-L	ERA	G	GS	CG	SHO	SV	IP	H	R	ER	HR	HB	BB	SO	WP	BK	AVG
2014	DSL Padres (R)	0-0	0.00	2	0	0	0	0	4.0	2	1	0	0	0	0	8	0	0	.143
2015	Fort Wayne (A)	5-8	2.99	26	24	0	0	0	105.1	82	42	35	9	9	44	120	9	6	.214
Minor League Totals		5-8	2.88	28	24	0	0	0	109.1	84	43	35	9	9	44	128	9	6	.211

LANTIGUA, JONAS

INF

HT: 6-5 **WT:** 205 **B/T:** L/R **HOMETOWN:** Santo Domingo, DR
BORN: December 15, 1994 in Bonao, DR **OPENING DAY AGE:** 21
HOW ACQUIRED: Signed as a non-drafted free agent: February 17, 2012
SIGNED BY: Randy Smith and Felix Feliz (Padres)

YR	CLUB	AVG	G	AB	R	H	2B	3B	HR	RBI	SH	SF	HP	BB	SO	SB	CS	OBP	SLG	E
2012	DSL Padres (R)	.198	46	167	8	33	10	1	0	14	0	2	3	1	45	1	0	.214	.269	17
2013	DSL Padres (R)	.273	64	238	22	65	15	2	1	38	0	1	4	24	55	0	2	.348	.366	10
2014	AZL Padres (R)	.238	43	160	18	38	14+	0	4	24	0	3	1	14	48	0	1	.298	.400	7
2015	AZL Padres (R)	.264	31	110	9	29	6	0	2	15	0	0	0	8	32	2	2	.314	.373	9
Minor League Totals		.244	184	675	57	165	45	3	7	91	0	6	8	47	180	3	5	.299	.351	43

LEBRON, JAIMITO

RHP

HT: 6-2 **WT:** 175 **B/T:** R/R **HOMETOWN:** Santo Domingo, DR
BORN: October 20, 1996 in Banica, DR **OPENING DAY AGE:** 19
HOW ACQUIRED: Signed as a non-drafted free agent: July 2, 2013
SIGNED BY: Randy Smith, Felix Feliz and Martin Jose (Padres)

YR	CLUB	W-L	ERA	G	GS	CG	SHO	SV	IP	H	R	ER	HR	HB	BB	SO	WP	BK	AVG
2014	DSL Padres (R)	0-0	1.50	2	2	0	0	0	6.0	4	3	1	0	0	2	7	1	0	.190
	AZL Padres (R)	1-3	7.58	12	8	0	0	0	38.0	57	38	32	4	6	17	26	8	2	.337
2015	DSL Padres (R)	0-1	6.43	6	4	0	0	0	7.0	9	5	5	0	2	2	3	2	0	.290
	AZL Padres (R)	0-0	6.00	5	0	0	0	0	6.0	4	5	4	0	2	2	3	1	0	.200
Minor League Totals		1-4	6.63	25	14	0	0	0	57.0	74	51	42	4	10	23	39	12	2	.307

SCOUTING & PLAYER DEVELOPMENT

LEMOND, ZECHARIAH DAVID (ZECH)

RHP

HT: 6-1 WT: 170 B/T: R/R HOMETOWN: Houston, TX
 BORN: October 9, 1992 in Houston, TX OPENING DAY AGE: 23
 HIGH SCHOOL: Waltrip High School (TX) COLLEGE: Rice (TX)
 HOW ACQUIRED: Signed as a third-round selection in the 2014 First-Year Player Draft
 SIGNED BY: Kevin Ellis (Padres)

YR	CLUB	W-L	ERA	G	GS	CG	SHO	SV	IP	H	R	ER	HR	HB	BB	SO	WP	BK	AVG
2014	Eugene (A)	2-3	3.79	11	8	0	0	0	38.0	39	17	16	1	4	5	34	1	0	.262
	San Antonio (AA)	0-0	0.00	1	0	0	0	0	4.0	1	0	0	0	0	0	2	0	0	.071
2015	Lake Elsinore (A)	5-10	5.54	32	22	0	0	0	130.0	175	92	80	12	6	44	101	11	1	.326
Minor League Totals		7-13	5.02	44	30	0	0	0	172.0	215	109	96	13	10	49	137	12	1	.308

LEZAMA, AARON ISAAC

LHP

HT: 6-5 WT: 180 B/T: L/L HOMETOWN: Miranda, Venezuela
 BORN: April 22, 1997 in Caracas, Venezuela OPENING DAY AGE: 18
 HOW ACQUIRED: Signed as a non-drafted free agent: November 16, 2015
 SIGNED BY: Yfrain Linares (Padres)

LEZAMA, JOSE ALEXANDER

C

HT: 5-10 WT: 195 B/T: L/R HOMETOWN: Aragua, Venezuela
 BORN: February 19, 1998 in Maracay, Venezuela OPENING DAY AGE: 18
 HOW ACQUIRED: Signed as a non-drafted free agent: January 15, 2015
 SIGNED BY: Luis Prieto (Padres)

YR	CLUB	AVG	G	AB	R	H	2B	3B	HR	RBI	SH	SF	HP	BB	SO	SB	CS	OBP	SLG	E
2015	DSL Padres (R)	.325	38	126	14	41	7	0	0	23	2	1	2	32	17	0	1	.466	.381	13

LINARES, JOEL ALFREDO

RHP

HT: 6-1 WT: 175 B/T: R/R HOMETOWN: Calabozo, Venezuela
 BORN: December 8, 1994 in Calabozo, Venezuela OPENING DAY AGE: 21
 HOW ACQUIRED: Signed as a non-drafted free agent: September 11, 2012
 SIGNED BY: Feliz Feliz and Yfrain Linares (Padres)

YR	CLUB	W-L	ERA	G	GS	CG	SHO	SV	IP	H	R	ER	HR	HB	BB	SO	WP	BK	AVG
2013	DSL Padres (R)	0-2	4.22	13	13	0	0	0	49.0	31	27	23	3	2	40	36	11	1	.178
2014	DSL Padres (R)	2-7	3.64	15	14	0	0	0	64.1	58	37	26	3	4	15	55	16	0	.240
2015	DSL Padres (R)	1-1	3.46	3	3	0	0	0	13.0	10	5	5	2	0	6	16	1	0	.196
	AZL Padres (R)	3-3	4.03	9	8	0	0	0	44.2	43	23	20	2	2	17	36	6	0	.253
	Tri-City (A)	0-2	7.02	4	4	0	0	0	16.2	15	13	13	3	1	11	16	2	0	.231
Minor League Totals		6-15	4.17	44	42	0	0	0	187.2	157	105	87	13	9	89	159	36	1	.224

LINDSEY, TAYLOR THOMAS

INF

HT: 6-0 WT: 195 B/T: L/R HOMETOWN: Scottsdale, AZ
 BORN: December 2, 1991 in Scottsdale, AZ OPENING DAY AGE: 24
 HIGH SCHOOL: Desert Mountain High School (AZ)
 HOW ACQUIRED: From Los Angeles Angels with RHP Elliot Morris, INF Jose Rondon and RHP R.J. Alvarez in exchange for RHPs Huston Street and Trevor Gott: July 19, 2014
 SIGNED BY: John Gracio (Angels)
CAREER NOTES: **2014:** Entered the season rated by *Baseball America* as being the top prospect in the Angels System. **2013:** Named a Texas League Mid-Season and Post-Season All-Star. **2012:** Named a California League Post-Season All-Star as well as an Organization All-Star by MiLB.com. **2011:** Named the Pioneer League Most Valuable Player after leading the league in hits, doubles, extra-base hits (43), runs, and total bases (172) and ranked second in batting average...also named a MiLB.com Organization All-Star as well as to *Baseball America's* Rookie League All-Star Team. **2010:** Originally signed by the Los Angeles Angels as a supplemental first round selection (37th overall) in the 2010 First-Year Player Draft.

YR	CLUB	AVG	G	AB	R	H	2B	3B	HR	RBI	SH	SF	HP	BB	SO	SB	CS	OBP	SLG	E
2010	AZL Angels (R)	.284	45	194	26	55	12	6	0	18	2	2	1	12	33	8	3	.325	.407	6
2011	Orem (R)	.362	63	290	64*	105*	28*	6	9	46	0	1	3	13	46	10	4	.394	.593	7
2012	Inland Empire (A)	.289	134	547*	79	158	26	6	9	58	4	4	5	29	66	8	6	.328	.408	17
2013	Arkansas (AA)	.274	134	508	68	139	22	6	17	56	3	3	4	48	91	4	4	.339	.441	18
2014	Salt Lake (AAA)	.247	75	295	50	73	13	4	8	30	5	0	2	31	44	7	2	.323	.400	7
	AZL Angels (R) @	.333	1	3	1	1	0	0	0	0	0	0	0	1	0	0	0	.500	.333	0
	Orem (R) @	.200	1	5	0	1	1	0	0	1	0	0	0	0	0	0	0	.200	.400	0
	El Paso (AAA)	.219	41	146	18	32	6	1	2	17	0	2	2	9	15	0	2	.270	.315	10
2015	El Paso (AAA)	.228	33	92	8	21	3	1	0	7	0	0	0	16	18	3	1	.343	.283	4
	San Antonio (AA)	.171	61	199	21	34	11	0	5	15	0	2	1	23	38	1	0	.258	.302	13
Minor League Totals		.272	588	2279	335	619	122	30	50	248	14	14	18	182	351	41	22	.329	.417	82

LIRIANO, ELVIN

LHP

HT: 6-3 WT: 190 B/T: L/L HOMETOWN: San Cristobal, DR
 BORN: October 17, 1992 in San Cristobal, DR OPENING DAY AGE: 23
 HOW ACQUIRED: Signed as a non-drafted free agent: December 9, 2010
 SIGNED BY: Felix Feliz and Martin Jose (Padres)
CAREER NOTES: **2015:** Named a Northwest League Mid-Season All-Star.

YR	CLUB	W-L	ERA	G	GS	CG	SHO	SV	IP	H	R	ER	HR	HB	BB	SO	WP	BK	AVG
2011	DSL Padres (R)	3-3	3.58	13	8	0	0	0	50.1	36	29	20	1	3	31	35	12	0	.196
2012	DSL Padres (R)	0-7	5.27	14	14	0	0	0	54.2	49	43	32	2	2	31	47	11	0	.236
2013	DSL Padres (R)	0-4	4.35	13	8	0	0	0	39.1	34	24	19	2	2	26	33	9	0	.236
	AZL Padres (R)	0-0	17.18	3	0	0	0	0	3.2	5	9	7	0	1	5	3	2	0	.312
2014	AZL Padres (R)	1-1	1.34	17	0	0	0	0	33.2	16	11	5	0	1	17	34	4	2	.139
	Eugene (A)	0-0	3.86	2	0	0	0	0	2.1	1	1	1	0	0	3	4	0	0	.111
2015	Tri-City (A)	4-1	2.23	21	0	0	0	0	36.1	24	10	9	2	2	16	54	2	3	.183
Minor League Totals		8-16	3.80	83	30	0	0	0	220.1	165	127	93	7	11	129	210	40	5	.204

SCOUTING & PLAYER
DEVELOPMENT



SCOUTING & PLAYER DEVELOPMENT

LLOYD, KYLE CHRISTOPHER

RHP

HT: 6-4 WT: 221 B/T: R/R

HOMETOWN: Auburn, CA

BORN: October 16, 1990 in Sacramento, CA

OPENING DAY AGE: 25

HIGH SCHOOL: Carmel High School (CA)

COLLEGE: Evansville (IN)

HOW ACQUIRED: Signed as a 29th-round selection in the 2013 First-Year Player Draft

SIGNED BY: Jeff Stewart (Padres)

CAREER NOTES: 2015: Led all Padres minor leaguers in strikeouts for the second-straight season, finishing with the third-most strikeouts of any pitcher in the California League and sixth-most innings pitched. 2014: Led all Padres minor leaguers and all Midwest League pitchers in strikeouts (155). **Misc.:** Father, Craig, played minor league baseball in the Kansas City Royals organization.

YR	CLUB	W-L	ERA	G	GS	CG	SHO	SV	IP	H	R	ER	HR	HB	BB	SO	WP	BK	AVG
2013	Eugene (A)	4-1	2.30	19	0	0	0	0	47.0	42	18	12	5	0	15	51	2	0	.237
	Lake Elsinore (A)	0-0	6.00	2	0	0	0	0	3.0	2	2	2	0	0	2	4	0	0	.182
2014	Fort Wayne (A)	6-5	3.61	27	21	0	0	0	119.2	114	60	48	8	2	34	155*	9	1	.247
2015	Lake Elsinore (A)	7-11	4.72	31	20	0	0	0	137.1	139	85	72	10	4	41	139	8	1	.262
Minor League Totals		17-17	3.93	79	41	0	0	0	307.0	297	165	134	23	6	92	349	19	2	.251

LOCKETT, ANDREW WALKER (WALKER)

RHP

HT: 6-5 WT: 225 B/T: R/R

HOMETOWN: Jacksonville, FL

BORN: May 3, 1994 in Jacksonville, FL

OPENING DAY AGE: 21

HIGH SCHOOL: Providence High School (FL)

HOW ACQUIRED: Signed as a fourth-round selection in the 2012 First-Year Player Draft

SIGNED BY: Chris Kelly (Padres)

YR	CLUB	W-L	ERA	G	GS	CG	SHO	SV	IP	H	R	ER	HR	HB	BB	SO	WP	BK	AVG
2012	AZL Padres (R)	0-1	4.34	10	3	0	0	0	18.2	25	11	9	2	0	4	13	5	0	.329
2013	AZL Padres (R)	0-0	11.57	3	0	0	0	0	2.1	5	3	3	0	0	2	2	1	0	.455
2014	Fort Wayne (A)	0-0	0.00	1	1	0	0	0	5.0	3	3	0	0	0	1	1	0	0	.150
	Eugene (A)	0-2	21.94	4	2	0	0	0	5.1	13	15	13	0	2	12	1	1	0	.481
2015	Fort Wayne (A)	0-3	7.98	4	4	0	0	0	14.2	20	15	13	2	0	4	10	4	0	.308
	Tri-City (A)	3-0	2.83	11	11	0	0	0	57.1	50	28	18	3	3	10	47	8	0	.230
	AZL Padres (R)	1-1	5.40	3	2	0	0	0	15.0	19	10	9	2	0	6	13	3	1	.317
Minor League Totals		4-7	4.94	36	23	0	0	0	118.1	135	85	65	9	5	39	87	22	1	.284

LOPEZ, ADAM ALEXYS

RHP

HT: 6-5 WT: 195 B/T: R/R

HOMETOWN: Fredericksburg, VA

BORN: February 21, 1990 in Burlington, NJ

OPENING DAY AGE: 26

HIGH SCHOOL: Stafford High School (VA)

COLLEGE: Virginia Military Institute

HOW ACQUIRED: Signed as a minor league free agent: December 14, 2015

SIGNED BY: Andrew Pinter (White Sox)

CAREER NOTES: 2015: Pitched in five games for Indios de Mayaguez in Puerto Rico following the 2015 season. 2013: Finished ranked seventh in the South Atlantic League in strikeouts despite making just seven starts among his 32 appearances. 2012: Originally signed by the Chicago White Sox as a 21st-round selection in the 2012 First-Year Player Draft.

YR	CLUB	W-L	ERA	G	GS	CG	SHO	SV	IP	H	R	ER	HR	HB	BB	SO	WP	BK	AVG
2012	Bristol (R)	1-0	3.27	11	0	0	0	0	11.0	14	5	4	0	2	6	14	0	0	.318
	Kannapolis (A)	0-0	0.00	2	0	0	0	1	3.1	0	0	0	0	0	0	6	0	0	.000
2013	Kannapolis (A)	5-3	2.54	32	7	0	0	3	99.1	84	39	28	3	3	35	129	12	0	.223
2014	AZL White Sox (R)	0-0	0.00	3	3	0	0	0	4.2	3	0	0	0	0	4	8	1	0	.176
	Winston-Salem (A)	0-1	5.14	4	0	0	0	0	7.0	4	4	4	0	0	5	9	1	0	.174
2015	Did not pitch during the 2015 season																		
Minor League Totals		6-4	2.59	52	10	0	0	4	125.1	105	48	36	3	5	50	166	14	0	.223

LOPEZ, DARI EMANUEL

RHP

HT: 6-3 WT: 170 B/T: R/R

HOMETOWN: Santiago, DR

BORN: May 10, 1996 in Santiago, DR

OPENING DAY AGE: 19

HOW ACQUIRED: Signed as non-drafted free agent: January 29, 2015

SIGNED BY: Emengildo Diaz (Padres)

YR	CLUB	W-L	ERA	G	GS	CG	SHO	SV	IP	H	R	ER	HR	HB	BB	SO	WP	BK	AVG
2015	DSL Padres (R)	0-0	2.97	12	5	0	0	0	33.1	32	16	11	1	2	6	38	3	0	.246

LOPEZ, DIOMAR SAMUEL

RHP

HT: 6-0 WT: 165 B/T: R/R

HOMETOWN: Leon, Nicaragua

BORN: December 15, 1996 in Larreynaga, Nicaragua

OPENING DAY AGE: 19

HOW ACQUIRED: Signed as non-drafted free agent: November 1, 2013

SIGNED BY: Felix Feliz, Robert Rowley and Elvin Jarquin (Padres)

YR	CLUB	W-L	ERA	G	GS	CG	SHO	SV	IP	H	R	ER	HR	HB	BB	SO	WP	BK	AVG
2014	DSL Padres (R)	0-1	2.30	12	0	0	0	1	15.2	15	6	4	1	1	3	8	1	0	.246
2015	DSL Padres (R)	1-1	2.18	11	0	0	0	1	20.2	11	5	5	3	2	4	17	0	0	.157
Minor League Totals		1-2	2.23	23	0	0	0	2	36.1	26	11	9	4	3	7	25	1	0	.198

LORENZINI, BRAXTON RYAN

RHP

HT: 6-4 WT: 172 B/T: R/R

HOMETOWN: Centennial, CO

BORN: April 5, 1995 in Aurora, CO

OPENING DAY AGE: 20

HIGH SCHOOL: Eaglecrest (CO)

COLLEGE: West Hills Community College (CA)

HOW ACQUIRED: Signed as a 33rd-round selection in the 2015 First-Year Player Draft

SIGNED BY: Sam Ray (Padres)

YR	CLUB	W-L	ERA	G	GS	CG	SHO	SV	IP	H	R	ER	HR	HB	BB	SO	WP	BK	AVG
2015	AZL Padres (R)	0-1	5.21	12	0	0	0	1	19.0	22	11	11	0	1	13	15	3	0	.293

SCOUTING & PLAYER DEVELOPMENT

LUCIO, SETH ABEL

RHP

HT: 5-10 WT: 180 B/T: R/R HOMETOWN: Locust Grove, GA
 BORN: April 30, 1993 in Locust Grove, GA OPENING DAY AGE: 22
 HIGH SCHOOL: Locust Grove High School (GA) COLLEGE: Tennessee Tech University
 HOW ACQUIRED: Signed as a 12th-round selection in the 2014 First-Year Player Draft
 SIGNED BY: Matt Thomas (Padres)
 CAREER NOTES: Misc.: All-time saves leader at Tennessee Tech University (22).

YR	CLUB	W-L	ERA	G	GS	CG	SHO	SV	IP	H	R	ER	HR	HB	BB	SO	WP	BK	AVG
2014	Eugene (A)	3-2	2.96	24	0	0	0	1	27.1	16	11	9	1	2	20	46	1	1	.165
2015	Fort Wayne (A)	4-2	3.19	30	0	0	0	0	42.1	36	18	15	0	3	18	43	5	0	.222
Minor League Totals		7-4	3.10	54	0	0	0	1	69.2	52	29	24	1	5	38	89	6	1	.201

MACHUCA, CRISTIAN FELIPE

LHP

HT: 6-1 WT: 165 B/T: L/L HOMETOWN: San Cristobal, DR
 BORN: April 24, 1997 in San Cristobal, DR OPENING DAY AGE: 18
 HOW ACQUIRED: Signed as a non-drafted free agent: April 10, 2015
 SIGNED BY: Martin Jose (Padres)

YR	CLUB	W-L	ERA	G	GS	CG	SHO	SV	IP	H	R	ER	HR	HB	BB	SO	WP	BK	AVG
2015	DSL Padres (R)	2-2	4.74	13	7	0	0	0	49.1	59	35	26	4	4	15	41	2	0	.295

MAGDALENO, WESTERS ELIGIO

INF

HT: 6-1 WT: 190 B/T: R/R HOMETOWN: Santo Domingo, DR
 BORN: October 30, 1996 in Santo Domingo, DR OPENING DAY AGE: 19
 HOW ACQUIRED: Signed as non-drafted free agent: November 1, 2013
 SIGNED BY: Randy Smith, Felix Feliz and Ysrael Rojas (Padres)

YR	CLUB	AVG	G	AB	R	H	2B	3B	HR	RBI	SH	SF	HP	BB	SO	SB	CS	OBP	SLG	E
2014	DSL Padres (R)	.182	62	231	28	42	5	2	0	17	1	1	11	32	85	6	4	.309	.221	26
2015	AZL Padres (R)	.216	26	88	8	19	2	0	0	9	1	0	3	8	30	2	2	.303	.239	17
Minor League Totals		.191	88	319	36	61	7	2	0	26	2	1	14	40	115	8	6	.307	.226	43

MAGEE, JOSHUA NIJELE (JOSH)

OF

HT: 5-10 WT: 180 B/T: R/R HOMETOWN: Franklinton, LA
 BORN: February 13, 1997 in Covington, LA OPENING DAY AGE: 19
 HIGH SCHOOL: Franklinton High School (LA)
 HOW ACQUIRED: Signed as a fifth-round selection in the 2015 First-Year Player Draft
 SIGNED BY: Stephen Baker (Padres)

YR	CLUB	AVG	G	AB	R	H	2B	3B	HR	RBI	SH	SF	HP	BB	SO	SB	CS	OBP	SLG	E
2015	AZL Padres (R)	.203	49	172	24	35	4	0	0	11	1	1	8	18	57	14	5	.307	.227	6

MARTINEZ, ADRIAN MISAEL

RHP

HT: 6-2 WT: 195 B/T: R/R HOMETOWN: Mexicali, Mexico
 BORN: December 10, 1996 in Mexicali, Mexico OPENING DAY AGE: 19
 HOW ACQUIRED: Signed as a non-drafted free agent: March 6, 2015
 SIGNED BY: Billy McLaughlin (Padres)

YR	CLUB	W-L	ERA	G	GS	CG	SHO	SV	IP	H	R	ER	HR	HB	BB	SO	WP	BK	AVG
2015	DSL Padres (R)	0-0	4.41	7	2	0	0	0	16.1	19	9	8	0	2	2	19	2	0	.279

MARTINEZ, ALAM MICHEL

OF

HT: 6-3 WT: 203 B/T: N/A HOMETOWN: Santo Domingo, DR
 BORN: June 13, 1997 in Santo Domingo, DR OPENING DAY AGE: 18
 HOW ACQUIRED: Signed as a non-drafted free agent: October 6, 2015
 SIGNED BY: Martin Jose (Padres)

MARTINEZ, ALBERTH ALEXANDER

OF

HT: 6-1 WT: 170 B/T: R/R HOMETOWN: San Felix, Venezuela
 BORN: January 23, 1991 in San Felix, Venezuela OPENING DAY AGE: 25
 HOW ACQUIRED: Signed as a non-drafted free agent: November 26, 2009
 SIGNED BY: Yfrain Linares, Felix Feliz and Antonio Alejos (Padres)
 CAREER NOTES: 2011: Named the No. 11 prospect in the Arizona Summer League by *Baseball America* after the season.

YR	CLUB	AVG	G	AB	R	H	2B	3B	HR	RBI	SH	SF	HP	BB	SO	SB	CS	OBP	SLG	E
2010	DSL Padres (R)	.272	50	180	27	49	9	2	1	10	0	1	0	18	22	9	4	.337	.361	3
2011	AZL Padres (R)	.354	44	189	31	67	12	6	7	24	2	1	3	10	27	14	3	.394	.593	2
	Eugene (A)	.182	12	44	3	8	2	1	0	3	2	0	1	2	8	4	0	.234	.273	0
	Fort Wayne (A)	.000	4	13	0	0	0	0	0	0	0	0	1	1	6	0	1	.133	.000	0
	Tucson (AAA)	.118	4	17	0	2	0	0	0	0	0	0	0	0	7	0	0	.118	.118	0
2012	Eugene (A)	.254	66	232	37	59	11	1	0	20	3	0	1	23	38	9	4	.324	.310	1
	Fort Wayne (A)	.129	20	62	8	8	4	0	0	3	1	0	2	4	14	3	0	.206	.194	0
2013	Fort Wayne (A)	.277	97	358	63	99	24	9	10	58	9	1	8	39	68	10	4	.360	.478	6
2014	Lake Elsinore (A)	.268	132	526	76	141	28	2	12	68	2	11	6	41	97	7	6	.322	.397	5
2015	San Antonio (AA)	.276	129	479	58	132	19	3	11	56	0	3	5	44	85	6	4	.341	.397	3
Minor League Totals		.269	558	2100	303	565	109	24	41	242	19	17	27	182	372	62	26	.333	.402	20

MARTINEZ, LUIS FELIPE

RHP

HT: N/A WT: N/A B/T: N/A HOMETOWN: Miranda, Venezuela
 BORN: December 1, 1995 in Caracas, Venezuela OPENING DAY AGE: 20
 HOW ACQUIRED: Signed as a non-drafted free agent: July 2, 2015
 SIGNED BY: Antonio Alejos (Padres)



SCOUTING & PLAYER DEVELOPMENT

MATON, PHILLIP LOUIS (PHIL)

RHP

HT: 6-3 WT: 220 B/T: R/R

HOMETOWN: Chatham, IL

BORN: March 25, 1993 in Paducah, KY

OPENING DAY AGE: 23

HIGH SCHOOL: Glenwood High School (IL)

COLLEGE: Louisiana Tech

HOW ACQUIRED: Signed as a 20th-round selection in the 2015 First-Year Player Draft

SIGNED BY: Eddie Ciafardini & Matt Schaffner (Pares)

CAREER NOTES: 2015: Named a Short-Season All-Star by *Baseball America*, following the season.

YR	CLUB	W-L	ERA	G	GS	CG	SHO	SV	IP	H	R	ER	HR	HB	BB	SO	WP	BK	AVG
2015	Tri-City (A)	4-2	1.38	23	0	0	0	6	32.2	23	6	5	0	0	5	58	1	0	.192

MCELROY, CASEY ROBERT

INF

HT: 5-8 WT: 180 B/T: L/R

HOMETOWN: Orlando, FL

BORN: December 28, 1989 in Bakersfield, CA

OPENING DAY AGE: 26

HIGH SCHOOL: Boone High School (FL)

COLLEGE: Auburn (AL)

HOW ACQUIRED: Signed as an 11th-round selection in the 2011 First-Year Player Draft

SIGNED BY: David Francia (Padres)

CAREER NOTES: 2014: Named a Texas League Mid-Season All-Star... Misc: Was a First Team All-SEC selection in 2011, his last season at Auburn, leading the conference in hits (87).

YR	CLUB	AVG	G	AB	R	H	2B	3B	HR	RBI	SH	SF	HP	BB	SO	SB	CS	OBP	SLG	E
2011	AZL Padres (R)	.263	5	19	0	5	2	0	0	3	1	0	0	1	9	0	1	.300	.368	0
	Eugene (A)	.301	19	73	11	22	6	0	2	11	0	1	0	10	13	0	2	.381	.466	2
2012	Fort Wayne (A)	.237	59	228	19	54	13	2	5	30	2	4	4	20	42	1	0	.305	.377	9
	Lake Elsinore (A)	.327	58	226	44	74	13	1	5	36	2	1	2	27	32	1	1	.402	.460	10
2013																				
2014	Lake Elsinore (A)	.211	15	57	8	12	2	0	2	6	1	0	0	6	17	0	0	.286	.351	1
	San Antonio (AA)	.248	96	347	56	86	12	1	9	45	2	3	12	47	50	1	3	.355	.366	4
2015	San Antonio (AA)	.254	61	228	25	58	9	1	3	32	1	1	5	25	41	0	2	.340	.342	5
	El Paso (AAA)	.275	72	247	47	68	13	4	3	32	2	0	5	19	46	2	2	.339	.397	8
	Minor League Totals	.266	385	1425	210	379	70	9	29	195	11	10	28	155	250	5	11	.347	.389	39

MCGRATH, KYLE DANIEL

LHP

HT: 6-2 WT: 185 B/T: L/L

HOMETOWN: Louisville, KY

BORN: July 31, 1992 in Louisville, KY

OPENING DAY AGE: 23

HIGH SCHOOL: Butler Traditional High School (KY)

COLLEGE: Louisville (KY)

HOW ACQUIRED: Signed as a 36th-round selection in the 2014 First-Year Player Draft

SIGNED BY: Matt Thomas (Padres)

YR	CLUB	W-L	ERA	G	GS	CG	SHO	SV	IP	H	R	ER	HR	HB	BB	SO	WP	BK	AVG
2014	AZL Padres (R)	1-1	0.79	13	0	0	0	2	22.2	8	3	2	0	1	6	22	1	0	.110
2015	Fort Wayne (A)	3-0	1.70	41	0	0	0	3	68.2	56	15	13	3	2	8	79	1	0	.219
	San Antonio (AA)	0-1	18.00	1	0	0	0	0	2.0	5	4	4	0	0	1	2	1	0	.455
	Minor League Totals	4-2	1.83	55	0	0	0	5	93.1	69	22	19	3	3	15	103	3	0	.203

MCNUTT, KENNETH TREY (TREY)

RHP

HT: 6-4 WT: 220 B/T: R/R

HOMETOWN: Haleyville, AL

BORN: August 2, 1989 in Birmingham, AL

OPENING DAY AGE: 26

HIGH SCHOOL: Haleyville High School (AL)

COLLEGE: Shelton State Community College (AL)

HOW ACQUIRED: Signed as a minor league free agent: February 2, 2016

SIGNED BY: Jim Crawford and Al Geddes (Cubs)

CAREER NOTES: 2011: Selected to play in the Rising Stars game of the Arizona Fall League. Named a Southern League Mid-Season All-Star. 2010: Named a Midwest League Mid-Season All-Star.

YR	CLUB	W-L	ERA	G	GS	CG	SHO	SV	IP	H	R	ER	HR	HB	BB	SO	WP	BK	AVG
2009	AZL Cubs (R)	0-1	0.00	6	4	0	0	0	7.1	5	5	0	0	0	3	7	1	1	.167
	Boise (A)	3-0	1.33	7	2	0	0	0	20.1	9	7	3	1	3	12	21	4	0	.132
2010	Peoria (A)	6-0	1.51	13	13	0	0	0	59.2	43	14	10	0	2	24	70	3	1	.202
	Daytona (A)	4-0	2.63	9	9	0	0	0	41.0	29	16	12	3	2	9	49	3	1	.191
2011	Tennessee (AA)	0-1	5.74	3	3	0	0	0	15.2	21	12	10	2	0	4	13	1	0	.333
	Tennessee (AA)	5-6	4.55	23	22	0	0	0	95.0	120	50	48	5	5	39	65	9	0	.319
2012	Tennessee (AA)	9-8	4.26	34	17	0	0	0	95.0	93	58	45	12	7	45	66	6	2	.251
2013	Tennessee (AA)	2-5	4.60	27	0	0	0	2	31.1	28	17	16	3	1	14	23	3	0	.250
	AZL Cubs (R)	0-0	0.00	2	2	0	0	0	2.0	3	0	0	0	0	0	3	0	0	.333
2014																			
2015	AZL Cubs (R)	2-0	6.75	8	1	0	0	0	8.0	9	6	6	1	4	3	4	0	0	.290
	Minor League Totals	31-21	3.60	132	73	0	0	2	375.1	360	185	150	27	24	153	321	30	5	.253

MEGILL, TREVOR J.

RHP

HT: 6-8 WT: 235 B/T: L/R

HOMETOWN: Huntington Beach, CA

BORN: December 5, 1993 in Long Beach, CA

OPENING DAY AGE: 22

HIGH SCHOOL: Bixby Charter School (CA)

COLLEGE: Loyola Marymount (CA)

HOW ACQUIRED: Signed as a seventh-round selection in the 2015 First-Year Player Draft

SIGNED BY: Brent Mayne (Padres)

YR	CLUB	W-L	ERA	G	GS	CG	SHO	SV	IP	H	R	ER	HR	HB	BB	SO	WP	BK	AVG
2015	AZL Padres (R)	0-0	3.97	7	0	0	0	0	11.1	13	6	5	1	0	3	16	2	0	.289
	Tri-City (A)	2-0	2.70	10	0	0	0	1	20.0	14	6	6	4	0	8	27	4	0	.187
	Minor League Totals	2-0	3.16	17	0	0	0	1	31.1	27	12	11	5	0	11	43	6	0	.225

SCOUTING & PLAYER DEVELOPMENT

MEJIA, ANGEL ANTONIO RHP

HT: 6-0 WT: 160 B/T: R/R HOMETOWN: Peravia, DR
 BORN: February 10, 1995 in Peravia, DR OPENING DAY AGE: 21
 HOW ACQUIRED: Signed as a minor league free agent: July 3, 2014
 SIGNED BY: Koby Perez (Phillies)
 CAREER NOTES: 2013: Originally signed by the Philadelphia Phillies as a non-drafted free agent on May 11, 2013.

YR	CLUB	W-L	ERA	G	GS	CG	SHO	SV	IP	H	R	ER	HR	HB	BB	SO	WP	BK	AVG
2013	DSL Phillies (R)	2-3	2.01	21	0	0	0	7	40.1	28	11	9	2	6	18	26	6	0	.209
2014	DSL Padres (R)	1-1	2.89	16	0	0	0	2	18.2	19	9	6	0	0	2	22	3	0	.253
2015	Tri-City (A)	6-3	4.95	15	15	1	0	0	67.1	85	46	37	7	5	21	50	9	2	.307
Minor League Totals		9-7	3.70	52	15	1	0	9	126.1	132	66	52	9	11	41	98	18	2	.272

MELEAN, KELVIN OSWALDO INF

HT: 6-0 WT: 165 B/T: R/R HOMETOWN: Guatire, Venezuela
 BORN: September 5, 1998 in Guatire, Venezuela OPENING DAY AGE: 17
 HOW ACQUIRED: Signed as a non-drafted free agent: July 2, 2015
 SIGNED BY: Luis Prieto (Padres)

MILLER, MICHAEL ADEL C

HT: 6-2 WT: 200 B/T: R/R HOMETOWN: Mansfield, TX
 BORN: May 27, 1992 in Arlington, TX OPENING DAY AGE: 23
 HIGH SCHOOL: Mansfield High School (TX) COLLEGE: Dallas Baptist (TX)
 HOW ACQUIRED: Signed as a 20th-round selection in the 2013 First-Year Player Draft
 SIGNED BY: Jeff Curtis (Padres)

YR	CLUB	AVG	G	AB	R	H	2B	3B	HR	RBI	SH	SF	HP	BB	SO	SB	CS	OBP	SLG	E
2013	Eugene (A)	.194	38	124	9	24	5	0	1	7	0	0	4	10	16	0	0	.275	.258	6
2014	Eugene (A)	.236	26	89	7	21	3	0	1	9	0	0	2	6	13	2	0	.299	.303	5
2015	Lake Elsinore (A)	.225	10	40	4	9	3	0	0	3	0	0	0	0	7	0	0	.225	.300	0
	Fort Wayne (A)	.192	24	78	10	15	2	0	2	6	0	0	3	6	9	0	1	.276	.295	2
Minor League Totals		.208	98	331	30	69	13	0	4	25	0	0	9	22	45	2	1	.276	.284	13

MILLER, RYAN SCOTT C

HT: 6-2 WT: 200 B/T: R/R HOMETOWN: Hemet, CA
 BORN: November 17, 1992 in Hemet, CA OPENING DAY AGE: 23
 HIGH SCHOOL: Hemet Tahquitz High School (CA) COLLEGE: San Bernardino Valley (CA)
 HOW ACQUIRED: Signed as a 14th-round selection in the 2013 First-Year Player Draft
 SIGNED BY: Brent Mayne (Padres)

YR	CLUB	AVG	G	AB	R	H	2B	3B	HR	RBI	SH	SF	HP	BB	SO	SB	CS	OBP	SLG	E
2013	Eugene (A)	.245	43	139	12	34	6	1	0	9	0	1	2	13	31	3	1	.316	.302	0
	Fort Wayne (A)	.167	3	6	1	1	0	0	0	1	0	0	0	0	1	0	0	.167	.167	0
2014	Fort Wayne (A)	.243	87	305	38	74	14	0	12	37	2	2	9	19	69	1	1	.304	.407	9
2015	Lake Elsinore (A)	.261	69	287	32	75	20	4	3	27	0	0	2	8	58	2	1	.286	.390	5
	San Antonio (AA)	.231	4	13	2	3	0	0	0	1	1	0	0	0	2	0	0	.231	.231	0
Minor League Totals		.249	206	750	85	187	40	5	15	75	3	3	13	40	161	6	3	.298	.376	14

MINAYA, EURI ALBERTO OF

HT: 6-4 WT: 205 B/T: R/R HOMETOWN: Santo Domingo Este, DR
 BORN: October 11, 1995 in Santo Domingo Este, DR OPENING DAY AGE: 20
 HOW ACQUIRED: Signed as a non-drafted free agent: November 1, 2012
 SIGNED BY: Felix Feliz, Jose Salado and Randy Smith (Padres)

YR	CLUB	AVG	G	AB	R	H	2B	3B	HR	RBI	SH	SF	HP	BB	SO	SB	CS	OBP	SLG	E
2013	DSL Padres (R)	.182	42	154	22	28	5	1	5	15	0	1	7	16	74	0	1	.287	.325	4
	AZL Padres (R)	.000	2	5	1	0	0	0	0	0	0	0	0	0	3	0	0	.000	.000	0
2014	Did not play - Injured																			
2015	AZL Padres (R)	.500	2	8	3	4	2	0	0	1	0	0	1	0	2	1	0	.556	.750	0
Minor League Totals		.192	46	167	26	32	7	1	5	16	0	1	8	16	79	1	1	.292	.335	4

MONROE, NICHOLAS JAMES (NICK) RHP

HT: 6-4 WT: 235 B/T: R/R HOMETOWN: Mebane, NC
 BORN: March 6, 1994 in Greenville, SC OPENING DAY AGE: 22
 HIGH SCHOOL: Eastern Alamance (NC) COLLEGE: UNC Wilmington (NC)
 HOW ACQUIRED: Signed as a 21st-round selection in the 2015 First-Year Player Draft
 SIGNED BY: Tyler Stubblefield (Padres)

YR	CLUB	W-L	ERA	G	GS	CG	SHO	SV	IP	H	R	ER	HR	HB	BB	SO	WP	BK	AVG
2015	AZL Padres (R)	1-0	0.00	8	0	0	0	1	11.1	6	2	0	0	0	1	18	0	0	.146
	Fort Wayne (A)	1-0	2.33	11	0	0	0	0	19.1	18	8	5	1	0	5	16	2	0	.240
Minor League Totals		2-0	1.47	19	0	0	0	1	30.2	24	10	5	1	0	6	34	2	0	.207

MONTAS, ERNESTO RHP

HT: 6-3 WT: 180 B/T: R/R HOMETOWN: Bonao, DR
 BORN: July 18, 1991 in Bonao, DR OPENING DAY AGE: 24
 HOW ACQUIRED: Signed as a non-drafted free agent: February 4, 2013
 SIGNED BY: Felix Feliz and Emengildo Diaz (Padres)

YR	CLUB	W-L	ERA	G	GS	CG	SHO	SV	IP	H	R	ER	HR	HB	BB	SO	WP	BK	AVG
2013	DSL Padres (R)	3-4	3.76	13	13	0	0	0	55.0	63	33	23	0	3	15	27	11	0	.286
2014	DSL Padres (R)	2-5	2.35	14	13	0	0	0	69.0	63	35	18	1	4	9	47	7	0	.227
2015	Fort Wayne (A)	12-7	3.50	24	24	0	0	0	131.0	151	61	51	6	9	24	62	10	1	.291
	Lake Elsinore (A)	0-2	11.57	3	3	0	0	0	11.2	25	19	15	0	0	4	9	3	0	.431
Minor League Totals		17-18	3.61	54	53	0	0	0	266.2	302	148	107	7	16	52	145	31	1	.281



SCOUTING & PLAYER DEVELOPMENT

MOORE, WILLIAM TYLER (TYLER)

OF

HT: 5-8 WT: 165 B/T: R/R HOMETOWN: Evans, GA
 BORN: May 28, 1993 in Evans, GA OPENING DAY AGE: 22
 HIGH SCHOOL: Evans High School (GA) COLLEGE: USC Aiken (SC)
 HOW ACQUIRED: Signed as a 29th-round selection in the 2015 First-Year Player Draft
 SIGNED BY: Tyler Stubblefield (Padres)

YR	CLUB	AVG	G	AB	R	H	2B	3B	HR	RBI	SH	SF	HP	BB	SO	SB	CS	OBP	SLG	E
2015	AZL Padres (R)	.216	43	167	13	36	4	2	0	11	0	2	3	14	35	15	7	.285	.263	10

MORALES, MITCHELL BLAKE (MITCH)

INF

HT: 5-10 WT: 165 B/T: L/R HOMETOWN: Wellington, FL
 BORN: March 3, 1993 in Wellington, FL OPENING DAY AGE: 23
 HIGH SCHOOL: Wellington Community High School (FL) COLLEGE: Florida Atlantic University
 HOW ACQUIRED: Signed as a 29th-round selection in the 2014 First-Year Player Draft
 SIGNED BY: Willie Bosque (Padres)

YR	CLUB	AVG	G	AB	R	H	2B	3B	HR	RBI	SH	SF	HP	BB	SO	SB	CS	OBP	SLG	E
2014	AZL Padres (R)	.167	11	24	3	4	1	0	0	2	1	0	0	7	7	0	0	.355	.208	2
	Eugene (A)	.214	9	28	1	6	1	0	0	1	0	0	0	1	8	1	0	.241	.250	3
2015	Lake Elsinore (A)	.250	2	8	1	2	0	0	0	0	0	0	0	0	0	0	0	.250	.250	0
	Tri-City (A)	.248	38	141	17	35	7	0	0	12	0	0	0	12	40	1	3	.307	.298	5
	Fort Wayne (A)	.211	6	19	3	4	0	0	0	1	0	0	0	1	3	1	0	.250	.211	0
Minor League Totals		.232	66	220	25	51	9	0	0	16	1	0	0	21	58	3	3	.299	.273	10

MORENO, EDWIN

OF

HT: 6-1 WT: 190 B/T: L/L HOMETOWN: Santo Domingo, DR
 BORN: October 27, 1993 in Sabana Perdida, DR OPENING DAY AGE: 22
 HOW ACQUIRED: Signed as a non-drafted free agent: October 28, 2010
 SIGNED BY: Randy Smith, Felix Feliz and Ysrael Rojas (Padres)

YR	CLUB	AVG	G	AB	R	H	2B	3B	HR	RBI	SH	SF	HP	BB	SO	SB	CS	OBP	SLG	E
2011	DSL Padres (R)	.244	49	176	28	43	5	2	7	27	0	2	1	14	28	4	3	.301	.415	5
2012	AZL Padres (R)	.298	42	178	35	53	15	4	2	36	0	3	0	7	31	4	0	.319	.461	6
	Eugene (A)	.067	6	15	1	1	0	0	1	2	1	0	0	2	4	0	0	.176	.267	1
2013	Tucson (AAA)	.500	2	2	0	1	0	0	0	1	0	0	0	0	0	0	0	.500	.500	0
	Eugene (A)	.182	39	132	10	24	9	0	0	9	1	2	0	4	39	1	1	.203	.250	1
2014	Eugene (A)	.242	26	95	8	23	7	0	1	5	0	1	0	3	22	3	2	.263	.347	2
	Lake Elsinore (A)	.200	3	5	0	1	0	0	0	1	0	0	0	0	2	0	0	.200	.200	0
	Fort Wayne (A)	.143	8	28	1	4	1	0	0	1	0	0	0	0	10	0	0	.143	.179	0
2015	Fort Wayne (A)	.308	89	302	41	93	15	8	4	31	5	0	2	14	68	13	10	.343	.450	7
Minor League Totals		.260	264	933	124	243	52	14	15	113	7	8	3	44	204	25	16	.294	.394	22

MORRIS, ELLIOT ANTHONY

RHP

HT: 6-4 WT: 210 B/T: R/R HOMETOWN: Federal Way, WA
 BORN: April 26, 1992 in Renton, WA OPENING DAY AGE: 23
 HIGH SCHOOL: Federal Way High School (WA) COLLEGE: Pierce College (WA)
 HOW ACQUIRED: From Los Angeles Angels along with INFs Taylor Lindsey and Jose Rondon and RHP R.J. Alvarez in exchange for RHPs
 Houston Street and Trevor Gott: July 19, 2014
 SIGNED BY: Jason Ellison (Angels)
 CAREER NOTES: 2013: Originally signed by the Los Angeles Angels as a fourth-round selection in the 2013 First-Year Player Draft.

YR	CLUB	W-L	ERA	G	GS	CG	SHO	SV	IP	H	R	ER	HR	HB	BB	SO	WP	BK	AVG
2013	Orem (R)	2-2	3.95	11	2	0	0	0	27.1	29	12	12	1	3	11	25	5	0	.279
2014	Burlington (A)	2-1	2.25	8	7	0	0	0	40	29	14	10	2	2	13	44	4	0	.200
	Inland Empire (A)	3-3	4.17	9	9	0	0	0	45.1	37	23	21	5	1	28	40	4	0	.220
	Lake Elsinore (A)	3-3	3.56	8	8	0	0	0	48	40	19	19	7	1	11	33	1	1	.226
2015	San Antonio (AA)	5-9	4.87	21	18	0	0	0	101.2	113	62	55	6	2	44	72	5	2	.280
	AZL Padres (R)	0-0	0.00	1	0	0	0	0	1.0	0	0	0	0	0	0	0	0	0	.000
Minor League Totals		15-18	4.00	58	44	0	0	0	263.1	248	130	117	21	9	107	214	19	3	.248

MORROW, BRYCE DAVID

RHP

HT: 6-2 WT: 200 B/T: R/R HOMETOWN: Caledonia, MI
 BORN: January 2, 1988 in Grand Rapids, MI OPENING DAY AGE: 28
 HIGH SCHOOL: Caledonia High School (MI) COLLEGE: Central Michigan
 HOW ACQUIRED: Signed as a non-drafted free agent: July 24, 2013
 SIGNED BY: Randy Smith (Padres)

YR	CLUB	W-L	ERA	G	GS	CG	SHO	SV	IP	H	R	ER	HR	HB	BB	SO	WP	BK	AVG
2011	Traverse City (IND)	1-0	6.35	6	0	0	0	0	11.1	11	8	8	1	2	5	2	0	0	--
2012	Evansville (IND)	8-8	3.97	19	19	0	0	0	111	104	63	49	5	15	32	78	2	0	--
2013	Evansville (IND)	6-2	3.3	11	11	2	1	0	71	64	31	26	4	5	13	59	2	0	--
2014	Lake Elsinore (A)	4-2	4.81	7	7	0	0	0	39.1	45	28	21	4	1	10	23	0	0	.281
	Lake Elsinore (A)	1-1	3.75	19	5	0	0	0	50.1	56	27	21	7	2	8	37	0	0	.287
	San Antonio (AA)	4-5	3.13	16	13	0	0	0	89.0	84	32	31	6	1	19	67	0	0	.257
2015	El Paso (AAA)	2-2	5.88	6	6	0	0	0	26.0	37	17	17	2	2	8	17	0	0	.346
	Tri-City (A)	0-0	5.00	2	2	0	0	0	9.0	10	6	5	1	0	3	5	0	0	.278
	San Antonio (AA)	5-3	4.01	13	5	0	0	0	49.1	48	24	22	4	2	16	34	0	0	.254
Minor League Totals		16-13	4.00	63	38	0	0	0	263.0	280	134	117	24	8	64	183	0	0	.276
Independent League Totals		15-10	3.86	36	30	2	1	0	193.1	179	102	83	10	22	50	142	6	0	--

SCOUTING & PLAYER DEVELOPMENT

MOSKOS, DANIEL R.

LHP

HT: 6-1

WT: 200

B/T: R/L

HOMETOWN: Scottsdale, AZ

BORN: April 28, 1986 in Greenville, SC

OPENING DAY AGE: 29

HIGH SCHOOL: Damien High School (CA)

COLLEGE: Clemson

HOW ACQUIRED: Signed as a minor league free agent: February 16, 2016

SIGNED BY: Greg Schilz (Pirates)

CAREER NOTES: 2015: Played parts of the 2015 season for Lancaster in the Independent Atlantic League. 2009: Named an Eastern League Mid-Season All-Star. Selected to the Rising Stars game in the Arizona Fall League. 2007: Originally signed by the Pittsburgh Pirates as a first-round (fourth overall) selection in the First-Year Player Draft. **PERSONAL:** As a senior at Clemson University he went 3-6 with a 3.29 ERA in 27 appearances, 10 starts.

YR	CLUB	W-L	ERA	G	GS	CG	SHO	SV	IP	H	R	ER	HR	HB	BB	SO	WP	BK	AVG
2007	GCL Pirates (R)	0-0	0.00	2	0	0	0	0	3.0	4	0	0	0	0	0	3	0	0	.333
	State College (A)	0-0	4.26	11	0	0	0	1	12.2	19	8	6	1	2	6	13	0	0	.328
2008	Lynchburg (A)	7-7	5.95	29	20	0	0	0	110.1	124	83	73	8	6	43	78	11	0	.284
2009	Altoona (AA)	11-10	3.74	27	25	1	0	0	149.0	159	75	62	11	6	58	77	6	1	.279
2010	Altoona (AA)	3-1	1.52	37	0	0	0	21	41.1	26	10	7	0	3	16	43	1	0	.179
	Indianapolis (AAA)	0-5	10.38	19	0	0	0	1	17.1	26	20	20	3	1	20	18	2	1	.351
2011	Indianapolis (AAA)	1-1	3.43	30	0	0	0	3	42.0	40	17	16	2	1	11	29	1	0	.258
	PITTSBURGH	1-1	2.96	31	0	0	0	0	24.1	29	11	8	0	0	9	11	0	0	.302
2012	Indianapolis (AAA)	1-2	3.86	14	0	0	0	0	14.0	13	6	6	0	1	8	11	3	0	.241
	Charlotte (AAA)	1-1	4.43	16	0	0	0	2	20.1	26	12	10	2	0	14	21	3	0	.313
2013	Charlotte (AAA)	2-1	4.97	22	0	0	0	1	29.0	30	17	16	6	1	15	28	1	0	.273
2014	Albuquerque (AAA)	1-0	6.52	9	0	0	0	0	9.2	10	7	7	0	3	5	8	1	0	.270
	Major League Totals	1-1	2.96	31	0	0	0	0	24.1	29	11	8	0	0	9	11	0	0	.302
	Minor League Totals	26-28	4.43	207	45	1	0	29	439.0	467	248	216	33	21	191	321	28	2	.275

MUNOZ, ANDRES CLEMENTE

RHP

HT: 6-2

WT: 165

B/T: R/R

HOMETOWN: Los Mochis, Mexico

BORN: January 16, 1999 in Los Mochis, Mexico

OPENING DAY AGE: 17

HOW ACQUIRED: Signed as a non-drafted free agent: July 7, 2015

SIGNED BY: Trevor Schumm (Padres)

MYERS, D'ARBY ELIJAH

OF

HT: 6-3

WT: 180

B/T: R/R

HOMETOWN: Los Angeles, CA

BORN: December 9, 1988 in Los Angeles, CA

OPENING DAY AGE: 27

HIGH SCHOOL: Westchester High School (CA)

HOW ACQUIRED: Signed as a minor league free agent: December 28, 2015

SIGNED BY: Tim Kissner (Phillies)

CAREER NOTES: 2013: Named a Texas League Mid-Season All-Star. 2006: Named a Gulf Coast League Post-Season All-Star.

2006: Originally signed by the Philadelphia Phillies as a fourth-round selection in the 2006 First-Year Player Draft. **MISC:** Is a cousin of former NBA All-Star Shaquille O'Neal...at age 14 hit a home run at Minute Maid Park (HOU) participating in RBI World Series.

YR	CLUB	AVG	G	AB	R	H	2B	3B	HR	RBI	SH	SF	HP	BB	SO	SB	CS	OBP	SLG	E
2006	GCL Phillies (R)	.313	31	128	20	40	7	1	2	13	0	0	1	7	32	11	4	.353	.430	4
2007	Williamsport (A)	.240	46	179	28	43	7	0	1	17	2	1	1	11	34	11	6	.286	.296	1
2008	Lakewood (A)	.174	64	207	28	36	7	2	1	10	4	1	1	14	52	10	1	.229	.242	2
	Williamsport (A)	.266	50	199	29	53	13	2	1	15	2	0	2	14	28	7	4	.321	.367	2
2009	Lakewood (A)	.270	83	270	41	73	14	5	2	23	4	0	3	12	62	16	4	.309	.381	4
2010	Clearwater (A)	.268	66	239	28	64	9	2	3	28	1	1	3	15	64	14	3	.318	.360	3
2011	Clearwater (A)	.235	44	136	16	32	2	3	1	9	3	1	2	5	30	5	1	.271	.316	1
	GCL Phillies (R)	.222	2	9	0	2	0	0	0	0	0	0	0	0	1	0	0	.222	.222	0
2012	Clearwater (A)	.304	20	69	12	21	6	1	1	9	0	2	0	3	9	5	1	.324	.464	2
	Reading (AA)	.477	47	121	19	37	5	0	3	10	0	0	0	6	20	7	0	.339	.421	1
2013	Midland (AA)	.285	118	485	75	138	29	3	5	51	9	2	10	16	70	20	10	.320	.388	2
2014	Midland (AA)	.305	59	213	36	65	14	2	2	21	4	3	2	17	38	9	6	.357	.418	3
	AZL Athletics (R)	.300	3	10	5	3	1	0	0	0	0	0	0	4	3	1	0	.500	.400	0
2015	Arkansas (A)	.235	56	179	21	42	4	2	1	15	2	0	3	11	25	8	2	.290	.296	0
	Salt Lake (AAA)	.300	6	10	1	3	0	0	0	2	1	0	0	1	2	0	1	.364	.300	0
	Minor League Totals	.266	695	2454	359	652	118	23	23	223	32	11	28	136	470	124	43	.310	.361	25

NIX, JACOB JAMES

RHP

HT: 6-4

WT: 220

B/T: R/R

HOMETOWN: Los Alamitos, CA

BORN: January 9, 1996 in Fullerton, CA

OPENING DAY AGE: 20

HIGH SCHOOL: Los Alamitos (CA)

COLLEGE: IMG Academy (FL)

HOW ACQUIRED: Signed as a third-round selection in the 2015 First-Year Player Draft

SIGNED BY: Chris Kelly (Padres)

CAREER NOTES: 2014: Selected by the Houston Astros in the fifth round of the 2014 First-Year Player draft but did not sign.

YR	CLUB	W-L	ERA	G	GS	CG	SHO	SV	IP	H	R	ER	HR	HB	BB	SO	WP	BK	AVG
2015	AZL Padres (R)	0-2	5.49	7	3	0	0	0	19.2	23	16	12	1	2	7	19	6	0	.284

NUNN, CHRISTOPHER JARED (CHRIS)

LHP

HT: 6-5

WT: 200

B/T: L/L

HOMETOWN: Memphis, TN

BORN: October 5, 1990 in Cordova, TN

OPENING DAY AGE: 25

HIGH SCHOOL: Harding Academy (TN)

COLLEGE: Lipscomb University (TN)

HOW ACQUIRED: Signed as a 24th-round selection in the 2012 First-Year Player Draft

SIGNED BY: Mark Conner (Padres)

CAREER NOTES: 2013: Led the Midwest League in apps. and was second in holds (10). 2012: Named a Northwest League Post-Season All-Star.

YR	CLUB	W-L	ERA	G	GS	CG	SHO	SV	IP	H	R	ER	HR	HB	BB	SO	WP	BK	AVG
2012	AZL Padres (R)	1-0	4.50	1	0	0	0	0	2.0	2	1	1	0	0	0	4	0	0	.250
	Eugene (A)	3-0	0.57	24	0	0	0	3	31.1	18	2	2	0	1	19	45	2	0	.159
2013	Fort Wayne (A)	8-2	2.77	55*	0	0	0	9	65.0	62	23	20	3	3	30	66	4	0	.259
2014	Lake Elsinore (A)	4-2	4.30	49	0	0	0	0	58.2	52	31	28	7	1	25	76	4	1	.234
2015	San Antonio (AA)	1-0	8.64	7	0	0	0	0	8.1	9	8	8	2	0	8	8	1	0	.273
	Lake Elsinore (A)	3-0	6.75	40	0	0	0	1	48.0	59	40	36	4	0	36	43	9	0	.307
	Minor League Totals	20-4	4.01	176	0	0	0	13	213.1	202	105	95	16	5	118	242	20	1	.250



SCOUTING & PLAYER DEVELOPMENT

O'GRADY, DENNIS PATRICK

RHP

HT: 5-9 WT: 205 B/T: R/R HOMETOWN: Queens, NY
 BORN: May 17, 1989 in Floral Park, NY OPENING DAY AGE: 26
 HIGH SCHOOL: Archbishop Molloy High School (NY) COLLEGE: Duke University (NC)
 HOW ACQUIRED: Signed as a 34th-round selection in the 2011 First-Year Player Draft
 SIGNED BY: Adam Bourassa (Padres)

YR	CLUB	W-L	ERA	G	GS	CG	SHO	SV	IP	H	R	ER	HR	HB	BB	SO	WP	BK	AVG
2011	AZL Padres (R)	0-0	6.43	2	1	0	0	0	7.0	10	5	5	1	1	0	4	0	0	.323
	Fort Wayne (A)	4-2	4.53	10	10	0	0	0	51.2	55	30	26	2	0	22	43	8	0	.267
2012	Fort Wayne (A)	4-1	4.73	24	0	0	0	0	51.1	54	32	27	4	1	23	49	5	1	.277
	Lake Elsinore (A)	3-1	3.38	19	0	0	0	0	26.2	23	14	10	2	2	13	31	2	0	.232
2013	Lake Elsinore (A)	3-7	3.86	54	0	0	0	10	70.0	70	35	30	4	2	29	69	10	1	.258
2014	San Antonio (AA)	0-0	3.86	14	0	0	0	1	16.1	19	7	7	1	0	7	21	2	0	.292
	El Paso (AAA)	7-1	4.42	43	0	0	0	0	53.0	61	31	26	6	3	24	37	6	0	.298
2015	San Antonio (AA)	3-5	5.42	33	13	0	0	0	91.1	110	66	55	9	1	42	70	3	0	.298
	El Paso (AAA)	1-0	9.00	1	1	0	0	0	5.0	5	5	5	2	0	3	2	0	0	.263
Minor League Totals		25-17	4.62	200	25	0	0	11	372.1	407	225	191	31	10	163	326	36	2	.279

OLMO, DAYON LEANDRO

OF

HT: 5-11 WT: 165 B/T: S/R HOMETOWN: Boca Chica, DR
 BORN: November 15, 1996 in Boca Chica, DR OPENING DAY AGE: 19
 HOW ACQUIRED: Signed as a non-drafted free agent: November 1, 2013
 SIGNED BY: Randy Smith, Felix Feliz and Jose Salado (Padres)

YR	CLUB	AVG	G	AB	R	H	2B	3B	HR	RBI	SH	SF	HP	BB	SO	SB	CS	OBP	SLG	E
2014	DSL Padres (R)	.162	48	167	11	27	1	4	0	14	1	2	3	17	51	6	4	.249	.216	4
2015	DSL Padres (R)	.245	38	147	36	36	5	3	1	16	2	0	4	27	37	18	6	.376	.340	7
Minor League Totals		.201	86	314	47	63	6	7	1	30	3	2	7	44	88	24	10	.311	.274	11

ORTEGA, ARIEL ANTONIO

INF

HT: 5-10 WT: 150 B/T: R/R HOMETOWN: Cheop, Panama
 BORN: June 20, 1997 in Panama City, Panama OPENING DAY AGE: 18
 HOW ACQUIRED: Signed as a non-drafted free agent: January 23, 2015
 SIGNED BY: Rick Montenegro (Padres)

YR	CLUB	AVG	G	AB	R	H	2B	3B	HR	RBI	SH	SF	HP	BB	SO	SB	CS	OBP	SLG	E
2015	DSL Padres (R)	.304	29	102	22	31	2	1	1	8	6	0	4	8	16	4	4	.377	.373	4

OVERSTREET, WILLIAM KYLE (KYLE)

C

HT: 5-11 WT: 205 B/T: R/R HOMETOWN: Boaz, AL
 BORN: September 4, 1993 in Birmingham, AL OPENING DAY AGE: 22
 HIGH SCHOOL: Boaz High School (AL) COLLEGE: Alabama
 HOW ACQUIRED: Signed as a 14th-round selection in the 2015 First-Year Player Draft
 SIGNED BY: Steve Moritz (Padres)

YR	CLUB	AVG	G	AB	R	H	2B	3B	HR	RBI	SH	SF	HP	BB	SO	SB	CS	OBP	SLG	E
2015	AZL Padres (R)	.202	35	119	15	24	3	1	1	9	1	2	1	18	27	0	2	.307	.269	3

PACCHIOLI, JUSTIN MICHAEL

OF

HT: 6-2 WT: 190 B/T: R/R HOMETOWN: Easton, PA
 BORN: September 28, 1992 in Allentown, PA OPENING DAY AGE: 23
 HIGH SCHOOL: Easton Area (PA) COLLEGE: Lehigh University (PA)
 HOW ACQUIRED: Signed as a 10th-round selection in the 2015 First-Year Player Draft
 SIGNED BY: Tom Burns (Padres)

YR	CLUB	AVG	G	AB	R	H	2B	3B	HR	RBI	SH	SF	HP	BB	SO	SB	CS	OBP	SLG	E
2015	Tri-City (A)	.245	58	204	41	50	2	1	1	14	0	1	7	40	46	19	6	.385	.279	2

PAULLUS, ROBERT BENSON (BEN)

RHP

HT: 6-1 WT: 190 B/T: R/R HOMETOWN: Olive Branch, MS
 BORN: August 31, 1989 in Olive Branch, MS OPENING DAY AGE: 26
 HIGH SCHOOL: DeSoto Central High School (MS) COLLEGE: Memphis (TN)
 HOW ACQUIRED: From the New York Yankees in exchange for INF Dean Anna: November 20, 2013
 SIGNED BY: (Yankees)
 CAREER NOTES: 2011: Originally signed by the New York Yankees as a 19th-round selection in the 2011 First-Year Player Draft

YR	CLUB	W-L	ERA	G	GS	CG	SHO	SV	IP	H	R	ER	HR	HB	BB	SO	WP	BK	AVG	
2011	Staten Island (A)	1-2	3.86	20	0	0	0	2	30.1	21	15	13	3	2	12	41	1	1	.186	
2012	Charleston (A)	3-2	6.65	29	0	0	0	3	47.1	53	35	35	3	5	24	38	9	0	.288	
2013	Charleston (A)	6-3	2.54	32	0	0	0	9	60.1	46	20	17	2	6	26	60	9	0	.208	
	Tampa (A)	0-0	5.56	6	0	0	0	0	11.1	15	7	7	0	1	2	6	2	0	.300	
2014	Lake Elsinore (A)	1-0	4.65	23	0	0	0	1	31.0	45	23	16	4	0	9	28	6	0	.331	
2015	Did not play - Injured																			
Minor League Totals		11-7	4.39	110	0	0	0	15	180.1	180	100	88	12	14	73	173	27	1	.256	

PENA, JHONATAN

OF

HT: 6-2 WT: 180 B/T: R/R HOMETOWN: Peravia, DR
 BORN: April 18, 1994 in Peravia, DR OPENING DAY AGE: 21
 HOW ACQUIRED: Signed as a non-drafted free agent: April 14, 2012
 SIGNED BY: Randy Smith, Felix Feliz and Martin Jose (Padres)

YR	CLUB	AVG	G	AB	R	H	2B	3B	HR	RBI	SH	SF	HP	BB	SO	SB	CS	OBP	SLG	E
2013	DSL Padres (R)	.297	41	155	23	46	11	2	0	13	1	0	2	15	32	9	4	.366	.394	1
2014	AZL Padres (R)	.231	29	91	11	21	2	2	0	9	1	0	0	6	31	4	2	.278	.297	4
2015	AZL Padres (R)	.304	32	112	13	34	6	2	4	15	0	0	1	8	28	4	5	.355	.500	2
Minor League Totals		.282	102	358	47	101	19	6	4	37	2	0	3	29	91	17	11	.341	.402	7

SCOUTING & PLAYER DEVELOPMENT

PEREZ, FERNANDO MAYORAL

INF

HT: 6-0 WT: 210

B/T: L/R

HOMETOWN: Chula Vista, CA

BORN: September 13, 1993 in Ensenada, Mexico

OPENING DAY AGE: 22

HIGH SCHOOL: Otay Ranch High School (CA)

COLLEGE: Central Arizona College (AZ)

HOW ACQUIRED: Signed as a third-round selection in the 2012 First-Year Player Draft

SIGNED BY: Dave Lottsfeldt (Padres)

CAREER NOTES: 2014: Named an Organization All-Star by MiLB.com...led all Padres minor leaguers and the Midwest League in RBI (95).

YR	CLUB	AVG	G	AB	R	H	2B	3B	HR	RBI	SH	SF	HP	BB	SO	SB	CS	OBP	SLG	E
2012	AZL Padres (R)	.273	14	55	6	15	2	1	2	16	0	0	0	2	17	1	0	.298	.455	6
2013	AZL Padres (R)	.417	4	12	3	5	1	0	1	4	0	0	0	1	2	0	0	.462	.750	0
	Eugene (A)	.213	59	211	15	45	9	1	3	27	0	2	2	15	68	0	1	.270	.308	16
2014	Fort Wayne (A)	.284	116	469	69	133	24	1	18	95*	1	7	5	25	106	3	2	.322	.454	24
2015	Lake Elsinore (A)	.224	113	446	46	100	21	3	10	53	1	2	4	39	115	1	1	.291	.352	18
	Minor League Totals	.250	306	1193	139	298	57	6	34	195	2	11	11	82	308	5	4	.301	.393	64

PEREZ, LUIS MANUEL

RHP

HT: 6-0

WT: 175

B/T: R/R

HOMETOWN: San Cristobal, DR

BORN: May 3, 1995 in San Cristobal, DR

OPENING DAY AGE: 20

HOW ACQUIRED: Signed as a non-drafted free agent: January 23, 2015

SIGNED BY: (Padres)

YR	CLUB	W-L	ERA	G	GS	CG	SHO	SV	IP	H	R	ER	HR	HB	BB	SO	WP	BK	AVG
2015	DSL Padres (R)	2-1	2.33	19	0	0	0	4	27.0	28	11	7	0	4	15	21	6	0	.269

PEREZ, MAYKY ARJELIS

RHP

HT: 6-5

WT: 235

B/T: R/R

HOMETOWN: San Pedro de Macoris, DR

BORN: September 26, 1996 in San Pedro de Macoris, DR

OPENING DAY AGE: 19

HOW ACQUIRED: Signed as a non-drafted free agent: November 1, 2013

SIGNED BY: Randy Smith, Felix Feliz and Jose Salado (Padres)

YR	CLUB	W-L	ERA	G	GS	CG	SHO	SV	IP	H	R	ER	HR	HB	BB	SO	WP	BK	AVG
2014	DSL Padres (R)	0-1	9.00	2	2	0	0	0	4.0	7	5	4	0	0	3	4	1	0	.368
	AZL Padres (R)	0-3	7.08	11	4	0	0	0	34.1	46	31	27	4	3	15	30	8	2	.315
2015	AZL Padres (R)	0-0	0.00	2	0	0	0	0	2.0	0	0	0	0	0	1	0	0	0	.000
	Minor League Totals	0-4	6.92	15	6	0	0	0	40.1	53	36	31	4	3	19	34	9	2	.310

QUINTANA, GABRIEL ANDRES

INF

HT: 6-3

WT: 215

B/T: R/R

HOMETOWN: Azua, DR

BORN: September 7, 1992 in Azua, DR

OPENING DAY AGE: 23

HOW ACQUIRED: Signed as a non-drafted free agent: November 2, 2009

SIGNED BY: Randy Smith, Felix Feliz and Martin Jose (Padres)

CAREER NOTES: 2014: Named an organization All-Star by MiLB.com...2013: Named an organization All-Star by MiLB.com

YR	CLUB	AVG	G	AB	R	H	2B	3B	HR	RBI	SH	SF	HP	BB	SO	SB	CS	OBP	SLG	E
2010	DSL Padres (R)	.194	61	211	30	41	14	0	1	24	0	3	7	19	56	6	4	.279	.275	34
2011	DSL Padres (R)	.284	60	211	35	60	16	0	7	34	0	2	9	18	55	3	3	.363	.460	25
	AZL Padres (R)	.267	8	30	3	8	1	0	1	3	0	0	0	3	6	0	1	.333	.400	3
2012	AZL Padres (R)	.291	37	151	25	44	10	2	5	36	0	1	5	6	37	2	1	.337	.483	17
	Eugene (A)	.230	16	61	2	14	2	0	1	8	0	2	0	1	18	0	0	.234	.311	5
2013	Fort Wayne (A)	.305	88	347	50	106	20	1	9	44	0	2	5	11	91	6	2	.334	.447	2
	AZL Padres (R)	.333	6	21	4	7	2	0	0	3	0	0	2	1	4	0	0	.417	.429	27
2014	Lake Elsinore (A)	.263	130	529	77	139	35	0	18	84	0	5	11	21	150	4	1	.302	.431	24
2015	Lake Elsinore (A)	.245	117	461	58	113	31	1	12	54	1	4	1	16	107	1	4	.270	.395	21
	San Antonio (AA)	.308	10	39	11	12	4	0	4	9	0	0	1	0	13	0	0	.325	.718	6
	Minor League Totals	.264	533	2061	295	544	135	4	58	299	1	19	41	96	537	22	16	.307	.418	164

RADKE, TRAVIS JAMES

LHP

HT: 6-4

WT: 200

B/T: L/L

HOMETOWN: Ennis, MT

BORN: March 6, 1993 in Thousand Oaks, CA

OPENING DAY AGE: 23

HIGH SCHOOL: Oaks Christian High School (CA)

COLLEGE: University of Portland (OR)

HOW ACQUIRED: Signed as a 25th-round selection in the 2014 First-Year Player Draft

SIGNED BY: Justin Baughman (Padres)

YR	CLUB	W-L	ERA	G	GS	CG	SHO	SV	IP	H	R	ER	HR	HB	BB	SO	WP	BK	AVG
2014	Eugene (A)	2-3	3.12	17	2	0	0	0	34.2	32	20	12	0	2	16	44	3	3+	.241
2015	Lake Elsinore (A)	1-4	8.10	7	7	0	0	0	33.1	50	32	30	7	3	12	26	3	0	.362
	Tri-City (A)	2-2	3.41	6	6	0	0	0	29.0	36	11	11	2	3	1	30	3	1	.298
	Fort Wayne (A)	1-1	3.94	3	3	0	0	0	16.0	19	9	7	0	1	4	13	5	0	.302
	Minor League Totals	6-10	4.78	33	18	0	0	0	113.0	137	72	60	9	9	33	113	14	4	.301

RAMIREZ, EMMANUEL ODALIS

RHP

HT: 6-2

WT: 190

B/T: R/R

HOMETOWN: Puerto Plata, DR

BORN: July 15, 1994 in Puerto Plata, DR

OPENING DAY AGE: 21

HOW ACQUIRED: Signed as a non-drafted free agent: November 19, 2012

SIGNED BY: Emenegildo Diaz and Felix Feliz (Padres)

YR	CLUB	W-L	ERA	G	GS	CG	SHO	SV	IP	H	R	ER	HR	HB	BB	SO	WP	BK	AVG
2013	DSL Padres (R)	1-3	8.92	24	0	0	0	0	36.1	36	51	36	1	6	49	41	18	0	.255
2014	DSL Padres (R)	3-1	4.56	12	0	0	0	0	25.2	25	15	13	0	4	10	31	7	0	.258
2015	DSL Padres (R)	0-0	4.91	2	2	0	0	0	7.1	6	4	4	0	1	5	9	0	0	.231
	AZL Padres (R)	4-2	1.51	8	6	0	0	0	41.2	29	21	7	2	4	7	37	3	1	.185
	Tri-City (A)	2-1	3.00	5	5	0	0	0	24.0	20	9	8	1	0	8	25	2	0	.217
	Minor League Totals	10-7	4.53	51	13	0	0	0	135.0	116	100	68	4	15	79	143	30	1	.226

SCOUTING & PLAYER
DEVELOPMENT



SCOUTING & PLAYER DEVELOPMENT

RAMOS, EMMANUEL DE JESUS

RHP

HT: 6-2 WT: 185 B/T: R/R HOMETOWN: Moca, DR
 BORN: July 23, 1994 in Moca, DR
 HOW ACQUIRED: Signed as a non-drafted free agent: November 1, 2012
 SIGNED BY: Emengildo Diaz and Felix Feliz (Padres)

YR	CLUB	W-L	ERA	G	GS	CG	SHO	SV	IP	H	R	ER	HR	HB	BB	SO	WP	BK	AVG
2013	DSL Padres (R)	2-4	4.12	21	0	0	0	0	39.1	37	25	18	2	3	24	30	7	1	.262
2014	DSL Padres (R)	0-3	3.71	16	5	0	0	0	34.0	38	21	14	1	2	5	25	6	0	.271
2015									Did not play - Injured										
Minor League Totals		2-7	3.93	37	5	0	0	0	73.1	75	46	32	3	5	29	55	13	1	.267

RAMOS, JORDIS JAVIER

LHP

HT: 6-10 WT: 194 B/T: L/L HOMETOWN: Santiago, DR
 BORN: December 12, 2014 in Santiago, DR
 HOW ACQUIRED: Signed as a non-drafted free agent: July 2, 2015
 SIGNED BY: Emengildo Diaz (Padres)

YR	CLUB	W-L	ERA	G	GS	CG	SHO	SV	IP	H	R	ER	HR	HB	BB	SO	WP	BK	AVG
2015	DSL Padres (R)	0-2	8.31	8	5	0	0	0	17.1	29	24	16	0	0	20	11	10	0	.367

REARICK, CHRISTOPHER (CHRIS)

LHP

HT: 6-3 WT: 205 B/T: L/L HOMETOWN: Houston, TX
 BORN: December 6, 1987 in Savannah, GA
 COLLEGE: University of North Georgia
 HOW ACQUIRED: From the Tampa Bay Rays in exchange for INF Vince Belnome: December 13, 2012
 SIGNED BY: Milt Hill (Rays)

YR	CLUB	W-L	ERA	G	GS	CG	SHO	SV	IP	H	R	ER	HR	HB	BB	SO	WP	BK	AVG
2010	Princeton (R)	3-1	4.72	13	1	0	0	0	40.0	59	25	21	0	4	7	29	5	0	.331
2011	Bowling Green (A)	7-2	1.66	50	0	0	0	20	81.1	49	18	15	3	7	16	89	6	1	.173
2012	Charlotte (A)	2-3	1.79	35	0	0	0	20	45.1	35	12	9	0	2	15	59	3	0	.207
	Montgomery (AA)	2-1	4.38	15	0	0	0	2	24.2	22	14	12	4	2	8	26	2	0	.234
2013	San Antonio (AA)	3-0	1.89	35	0	0	0	0	38.0	31	11	8	1	1	10	42	1	0	.223
2014	El Paso (AAA)	2-0	2.72	33	0	0	0	0	36.1	31	13	11	2	0	9	38	2	0	.225
	San Antonio (AA)	1-0	3.68	7	0	0	0	0	7.1	8	3	3	2	0	0	9	1	0	.267
2015	SAN DIEGO	0-0	12.00	5	0	0	0	0	3.0	6	4	4	2	0	2	4	0	0	.462
	El Paso (AAA)	0-3	5.23	37	0	0	0	0	43.0	48	28	25	5	3	30	28	2	1	.293
	San Antonio (AA)	0-0	0.00	5	0	0	0	2	6.0	5	0	0	0	0	1	9	1	0	.217
Major League Totals		0-0	12.00	5	0	0	0	0	3.0	6	4	4	2	0	2	4	0	0	.462
Minor League Totals		20-10	2.91	230	1	0	0	44	322.0	288	124	104	17	19	96	329	23	2	.236

REDMAN, HUNTER RIDGE

C

HT: 5-10 WT: 180 B/T: R/R HOMETOWN: Midland, TX
 BORN: August 25, 1992 in Lubbock, TX
 HIGH SCHOOL: Midland Christian High School (TX)
 COLLEGE: Texas Tech
 HOW ACQUIRED: Signed as a minor league free agent: January 25, 2016
 SIGNED BY: Calvin Jones (Dodgers)
 CAREER NOTES: 2014: Originally signed by the Los Angeles Dodgers as an eighth-round selection in the 2014 First-Year Player Draft.

YR	CLUB	AVG	G	AB	R	H	2B	3B	HR	RBI	SH	SF	HP	BB	SO	SB	CS	OBP	SLG	E
2014	Ogden Raptors (R)	.239	18	46	7	11	1	0	2	5	0	0	1	3	13	1	0	.300	.391	--
2015	Ogden Raptors (R)	.333	2	6	0	2	0	0	0	0	0	0	0	0	0	0	0	.333	.333	--
	Oklahoma City (AAA)	.667	1	3	0	2	0	0	0	0	0	0	0	0	1	0	0	.667	.667	--
	Tulsa (AA)	.000	1	2	0	0	0	0	0	0	0	0	0	0	1	0	0	.000	.000	--
Minor League Totals		.283	22	57	7	15	1	0	2	5	0	0	1	3	15	1	0	.311	.386	--

REYES, FRANMIL FEDERICO

OF

HT: 6-5 WT: 240 B/T: R/R HOMETOWN: San Cristobal, DR
 BORN: July 7, 1995 in Palenque, DR
 HOW ACQUIRED: Signed as a non-drafted free agent: November 1, 2011
 SIGNED BY: Felix Feliz, Martin Jose and Randy Smith (Padres)

YR	CLUB	AVG	G	AB	R	H	2B	3B	HR	RBI	SH	SF	HP	BB	SO	SB	CS	OBP	SLG	E
2012	DSL Padres (R)	.267	67	243	32	65	16	4	4	37	0	0	5	30	56	12	4	.360	.416	8
2013	Eugene (A)	.205	12	44	4	9	1	0	1	4	0	0	0	1	10	0	0	.222	.295	2
	AZL Padres (R)	.315	45	165	24	52	12	2	3	30	0	1	0	20	39	5	5	.387	.467	6
2014	Fort Wayne (A)	.248	128	508	67	126	24	2	11	59	1	3	2	38	118	1	5	.301	.368	14
2015	Fort Wayne (A)	.255	123	455	52	116	25	7	8	62	0	7	1	46	91	10	5	.320	.393	2
Minor League Totals		.260	375	1415	179	368	78	15	27	192	1	11	8	135	314	28	19	.326	.394	32

REYES, GENISON PAYANO

RHP

HT: 6-5 WT: 190 B/T: R/R HOMETOWN: San Francisco de Macoris, DR
 BORN: September 19, 1991 in San Francisco de Macoris, DR
 HOW ACQUIRED: Signed as a non-drafted free agent: August 12, 2010
 SIGNED BY: Randy Smith, Felix Feliz and Jose Salado (Padres)

YR	CLUB	W-L	ERA	G	GS	CG	SHO	SV	IP	H	R	ER	HR	HB	BB	SO	WP	BK	AVG
2011	AZL Padres (R)	2-6	10.34	18	5	0	0	0	42.2	76	58	49	3	5	19	44	14	1	.394
2012	Eugene (A)	3-2	2.61	16	3	0	0	0	38.0	28	18	11	3	3	22	38	6	0	.206
2013	Fort Wayne (A)	3-1	7.07	13	0	0	0	0	14.0	16	15	11	0	1	15	5	2	0	.271
	Eugene (A)	1-2	3.53	25	0	0	0	0	35.2	34	18	14	1	6	13	37	7	0	.241
2014	Fort Wayne (A)	2-0	6.69	30	0	0	0	0	39.0	47	29	29	2	1	22	39	3	0	.290
	Lake Elsinore (A)	1-2	5.47	18	0	0	0	0	24.2	37	23	15	4	3	15	21	5	0	.343
2015	Lake Elsinore (A)	3-3	3.74	33	0	0	0	0	43.1	43	22	18	2	1	20	37	3	0	.264
	San Antonio (AA)	0-1	0.00	8	0	0	0	0	11.1	6	3	0	0	0	7	13	1	0	.150
Minor League Totals		15-17	5.32	161	8	0	0	0	248.2	287	186	147	15	20	133	234	41	1	.286

SCOUTING & PLAYER DEVELOPMENT

REYES, GERARDO

RHP

HT: 5-11 WT: 160 B/T: R/R HOMETOWN: Tamaulipas, Mexico
 BORN: May 13, 1993 in Victoria, Mexico OPENING DAY AGE: 22
 HIGH SCHOOL: Hidalgo High School (TX) COLLEGE: Galveston College (TX)
 HOW ACQUIRED: From the Tampa Bay Rays along with OF Wil Myers, C Ryan Hanigan and LHP Jose Castillo in exchange for C Rene Rivera, RHP Burch Smith and INF Jake Bauers with the Washington Nationals receiving RHP Joe Ross and INF Trea Turner (PTBNL) from San Diego and Tampa Bay also receiving OF Steven Souza, Jr. and LHP Travis Ott from Washington: December 19, 2014
 SIGNED BY: Pat Murphy (Rays)
 CAREER NOTES: 2013: Originally signed by the Tampa Bay Rays as a non-drafted free agent on August 11, 2013.

YR	CLUB	W-L	ERA	G	GS	CG	SHO	SV	IP	H	R	ER	HR	HB	BB	SO	WP	BK	AVG
2014	Hudson (A)	2-1	4.09	20	0	0	0	3	33.0	32	16	15	2	5	9	39	5	1	.258
2015																			

Did not play - Injured

REYNOLDS, GREGORY ADAM

RHP

HT: 6-7 WT: 220 B/T: R/R HOMETOWN: Pacifica, CA
 BORN: July 3, 1985 in Pacifica, CA OPENING DAY AGE: 30
 HIGH SCHOOL: Terra Nova High School (CA) COLLEGE: Stanford
 HOW ACQUIRED: Signed as a minor league free agent: February 11, 2016
 SIGNED BY: Gary Wilson (Rockies)
 CAREER NOTES: 2014: Played parts of the 2014 season in Japan's Pacific League. 2006: Originally signed by the Colorado Rockies as a first-round (second overall) selection in the 2006 First-Year Player Draft. 2003: Selected by the Philadelphia Phillies in the 41st round of the 2003 First-Year Player Draft but did not sign.

YR	CLUB	W-L	ERA	G	GS	CG	SHO	SV	IP	H	R	ER	HR	HB	BB	SO	WP	BK	AVG
2006	Modesto (A)	2-1	3.33	11	11	0	0	0	48.2	51	22	18	1	3	14	29	3	0	.271
2007	Tulsa (AA)	4-1	1.42	8	8	0	0	0	50.2	32	10	8	2	2	9	35	0	0	.180
2008	Colorado Springs (AAA)	1-3	4.26	13	13	0	0	0	63.1	84	38	30	4	3	22	37	0	0	.328
	COLORADO	2-8	8.13	14	13	0	0	0	62.0	83	58	56	14	4	26	22	2	0	.322
2009	Colorado Springs (AAA)	0-0	10.38	1	1	0	0	0	4.1	6	5	5	0	0	3	0	0	0	.316
2010	Modesto (A)	1-0	0.82	2	2	0	0	0	11.0	13	4	1	1	0	2	6	1	0	.260
	Tulsa (AA)	7-6	5.22	17	17	0	0	0	89.2	105	55	52	10	4	15	45	3	0	.290
2011	COLORADO	3-0	6.19	13	3	0	0	0	32.0	40	22	22	6	1	10	18	1	0	.303
	Colorado Springs (AAA)	6-7	6.81	19	19	0	0	0	109.2	160	88	83	10	2	32	65	0	0	.343
2012	Round Rock (AAA)	11-9	5.30	27	27	0	0	0	163.0	208	108	96	22	8	46	69	7	2	.316
2013	Louisville (AAA)	12-3	2.42	23	21	3	1	0	156.1	139	45	42	6	1	26	97	2	0	.237
	CINCINNATI	1-3	5.52	6	5	0	0	0	29.1	38	19	18	5	4	6	13	0	0	.322
	Minor League Totals	44-30	4.33	121	119	3	1	0	696.2	798	375	335	56	23	169	386	16	2	.289
	Major League Totals	6-1	7.01	33	21	0	0	0	123.1	161	99	96	25	9	42	53	3	0	.317

RISEDORF, ZACHARY ALLAN (ZACH)

C

HT: 5-11 WT: 190 B/T: R/R HOMETOWN: Barkhamsted, CT
 BORN: March 11, 1996 in Hartford, CT OPENING DAY AGE: 20
 HIGH SCHOOL: Northwest Regional High School (CT)
 HOW ACQUIRED: Signed as a sixth-round selection in the 2014 First-Year Player Draft
 SIGNED BY: Jim Bretz (Padres)

YR	CLUB	AVG	G	AB	R	H	2B	3B	HR	RBI	SH	SF	HP	BB	SO	SB	CS	OBP	SLG	E
2014	AZL Padres (R)	.203	23	69	13	14	1	0	1	7	0	0	1	8	18	0	0	.295	.261	6
2015	AZL Padres (R)	.105	14	38	4	4	0	0	1	3	0	0	0	9	15	1	0	.277	.184	2
	Minor League Totals	.168	37	107	17	18	1	0	2	10	0	0	1	17	33	1	0	.288	.234	8

RIVERA, CARLOS DAVID

RHP

HT: 6-3 WT: 190 B/T: R/R HOMETOWN: San Pedro de Macoris, DR
 BORN: June 8, 1995 in San Pedro de Macoris, DR OPENING DAY AGE: 20
 HOW ACQUIRED: Signed as a non-drafted free agent: April 22, 2015
 SIGNED BY: Jose Salado (Padres)

YR	CLUB	W-L	ERA	G	GS	CG	SHO	SV	IP	H	R	ER	HR	HB	BB	SO	WP	BK	AVG
2015	DSL Padres (R)	0-0	3.86	4	0	0	0	0	7.0	5	3	3	0	1	3	9	2	0	.200

RODRIGUEZ, BRYAN DE JESUS (BRYAN)

RHP

HT: 6-5 WT: 180 B/T: R/R HOMETOWN: San Pedro de Macoris, DR
 BORN: July 6, 1991 in San Pedro de Macoris, DR OPENING DAY AGE: 24
 HOW ACQUIRED: Signed as a non-drafted free agent: April 19, 2010
 SIGNED BY: Randy Smith, Felix Feliz and Jose Salado (Padres)
 CAREER NOTES: 2011: Missed the entire season due to a right elbow sprain. 2010: Named a DSL Mid-Season All-Star

YR	CLUB	W-L	ERA	G	GS	CG	SHO	SV	IP	H	R	ER	HR	HB	BB	SO	WP	BK	AVG
2010	DSL Padres (R)	4-1	3.14	10	8	1	0	0	48.2	37	23	17	0	3	23	41	4	2	.203
2011																			
	Injured - Did not pitch																		
2012	AZL Padres (R)	3-3	6.26	11	3	0	0	0	41.2	54	43	29	2	5	18	31	8	2	.298
	Eugene (A)	0-1	8.31	2	2	0	0	0	4.1	7	10	4	0	0	3	3	1	0	.304
2013	Fort Wayne (A)	2-8	3.19	19	14	0	0	0	84.2	88	48	30	5	6	32	52	1	4	.269
2014	Lake Elsinore (A)	8-9	4.16	27	26	0	0	0	149.1	154	81	69	9	8	46	104	11	3	.269
2015	San Antonio (AA)	6-14	4.44	24	23	1	0	0	133.2	165	76	66	8	3	37	83	8	1	.301
	El Paso (AAA)	1-2	9.75	3	2	0	0	0	12.0	24	13	13	0	0	4	4	1	0	.429
	Minor League Totals	24-38	4.33	96	78	2	0	0	474.1	529	294	228	24	25	163	318	34	12	.280

SCOUTING & PLAYER
DEVELOPMENT



SCOUTING & PLAYER DEVELOPMENT

ROGERS, BLAKE R.

RHP

HT: 6-2 **WT:** 200 **B/T:** R/R **HOMETOWN:** Lewisville, TX
BORN: February 23, 1994 in Lewisville, TX **OPENING DAY AGE:** 22
HIGH SCHOOL: Lewisville High School (TX) **COLLEGE:** Oklahoma
HOW ACQUIRED: Signed as a 37th-round selection in the 2015 First-Year Player Draft
SIGNED BY: Lane Decker (Padres)

YR	CLUB	W-L	ERA	G	GS	CG	SHO	SV	IP	H	R	ER	HR	HB	BB	SO	WP	BK	AVG
2015	AZL Padres (R)	1-1	2.53	14	0	0	0	6	21.1	18	8	6	0	3	3	22	3	0	.209
	Lake Elsinore (A)	0-0	3.68	4	0	0	0	0	7.1	8	3	3	0	1	3	5	1	0	.286
Minor League Totals		1-1	2.83	18	0	0	0	6	28.2	26	11	9	0	4	6	27	4	0	.228

ROMAN, MIGUEL ANGEL

RHP

HT: 6-1 **WT:** 170 **B/T:** R/R **HOMETOWN:** Carabobo, Venezuela
BORN: February 23, 1997 in Carabobo, Venezuela **OPENING DAY AGE:** 19
HOW ACQUIRED: Signed as a non-drafted free agent: August 15, 2015
SIGNED BY: Yfrain Linares (Padres)

ROSARIO, EGUY

INF

HT: 5-9 **WT:** 150 **B/T:** R/R **HOMETOWN:** San Cristobal, DR
BORN: August 25, 1999 in San Cristobal, DR **OPENING DAY AGE:** 16
HOW ACQUIRED: Signed as a non-drafted free agent: August 25, 2015
SIGNED BY: Martin Jose (Padres)

ROSEN, YALE MARSHALL SANFORD

OF

HT: 6-2 **WT:** 215 **B/T:** L/L **HOMETOWN:** Oak Harbor, WA
BORN: May 9, 1993 in Pasadena, CA **OPENING DAY AGE:** 22
HIGH SCHOOL: Oak Harbor High School (WA) **COLLEGE:** Washington State
HOW ACQUIRED: Signed as an 11th-round selection in the 2014 First-Year Player Draft
SIGNED BY: Justin Baughman (Padres)

YR	CLUB	AVG	G	AB	R	H	2B	3B	HR	RBI	SH	SF	HP	BB	SO	SB	CS	OBP	SLG	E
2014	Eugene (A)	.247	54	170	16	42	12	0	7	29	0	0	1	26	55	1	2	.350	.441	0
2015	Lake Elsinore (A)	.204	63	211	23	43	11	3	7	29	3	0	2	14	71	0	1	.260	.384	3
	AZL Padres (R)	.313	9	32	10	10	4	0	3	8	0	0	0	7	10	0	1	.436	.719	1
Minor League Totals		.230	126	413	49	95	27	3	17	66	3	0	3	47	136	1	4	.313	.433	4

ROSIN, SETH D.

RHP

HT: 6-6 **WT:** 250 **B/T:** R/R **HOMETOWN:** Shoreview, MN
BORN: November 2, 1988 in Fargo, ND **OPENING DAY AGE:** 27
COLLEGE: University of Minnesota
HOW ACQUIRED: Signed as a minor league free agent: January 31, 2016
SIGNED BY: Lou Colletti (Giants)

CAREER NOTES: 2012: Acquired by the Philadelphia Phillies from San Francisco along with OF Nate Schierholtz and C Tommy Joseph in exchange for OF Hunter Pence on July 31, 2012. 2010: Originally signed by the San Francisco Giants as a fourth-round selection in the 2010 First-Year Player Draft.

YR	CLUB	W-L	ERA	G	GS	CG	SHO	SV	IP	H	R	ER	HR	HB	BB	SO	WP	BK	AVG
2010	Salem-Keizer (A)	1-1	4.91	6	1	0	0	0	11.0	9	6	6	0	0	1	9	1	0	.214
2011	Augusta (A)	2-3	3.34	39	10	0	0	2	89.0	81	44	33	3	2	30	93	2	0	.247
2012	San Jose (A)	2-1	4.31	34	5	0	0	10	56.1	49	29	27	6	1	18	68	2	1	.228
	Clearwater (A)	0-1	3.00	3	3	0	0	0	12.0	7	5	4	0	0	4	7	0	0	.179
	Reading (AA)	9-6	4.33	26	23	1	0	0	126.2	120	69	61	13	3	35	96	3	1	.248
2014	TEXAS	1-0	6.75	3	0	0	0	0	4.0	6	3	3	0	0	1	3	0	0	.333
	Lehigh Valley (AAA)	1-3	6.26	17	1	0	0	2	23.0	31	17	16	3	0	9	20	2	0	.333
	Reading (AA)	2-2	2.29	26	0	0	0	1	35.1	33	9	9	3	0	10	24	1	1	.252
2015	Lehigh Valley (AAA)	4-3	3.29	47	0	0	0	3	68.1	76	27	25	4	0	21	49	4	0	.278
	PHILADELPHIA	0-0	22.50	1	0	0	0	0	2.0	7	5	5	1	1	1	0	1	0	.636
Major League Totals		1-0	12.00	4	0	0	0	0	6.0	13	8	8	1	1	2	3	1	0	.448
Minor League Totals		21-20	3.86	198	43	1	0	18	421.2	406	206	181	32	6	128	366	15	3	.253

RUIZ, JOSE RAFAEL

C

HT: 6-1 **WT:** 190 **B/T:** R/R **HOMETOWN:** Guacara, Venezuela
BORN: October 21, 1994 in Guacara, Venezuela **OPENING DAY AGE:** 21
HOW ACQUIRED: Signed as a non-drafted free agent: July 2, 2011
SIGNED BY: Felix Feliz, Yfrain Linares, Luis Prieto and Randy Smith (Padres)

YR	CLUB	AVG	G	AB	R	H	2B	3B	HR	RBI	SH	SF	HP	BB	SO	SB	CS	OBP	SLG	E
2012	DSL Padres (R)	.176	55	204	13	36	5	0	1	11	0	0	2	6	41	1	1	.208	.216	16
2013	AZL Padres (R)	.224	33	107	10	24	6	2	0	16	0	1	3	2	25	0	0	.257	.318	11
	Lake Elsinore (A)	.200	1	5	1	1	0	0	0	1	0	0	0	0	3	0	0	.200	.200	0
2014	Eugene (A)	.187	43	155	12	29	7	0	0	7	1	1	2	1	36	0	0	.201	.232	8
2015	Fort Wayne (A)	.214	90	299	32	64	8	1	0	24	3	4	4	20	61	2	3	.269	.247	16
Minor League Totals		.200	222	770	68	154	26	3	1	59	4	6	11	29	166	3	4	.238	.245	51

SCOUTING & PLAYER DEVELOPMENT

RUSSELL, ROBERT GRIFFIN (GRIFFIN) LHP

HT: 6-0 WT: 190 B/T: L/L HOMETOWN: Wichita Falls, TX
 BORN: March 5, 1994 in Wichita Falls, TX OPENING DAY AGE: 22
 HIGH SCHOOL: Wichita Falls High School (TX)
 HOW ACQUIRED: Signed as a 28th-round selection in the 2012 First-Year Player Draft
 SIGNED BY: Jeff Curtis (Padres)

YR	CLUB	W-L	ERA	G	GS	CG	SHO	SV	IP	H	R	ER	HR	HB	BB	SO	WP	BK	AVG
2012	AZL Padres (R)	1-1	6.99	16	0	0	0	0	28.1	39	31	22	1	1	27	18	5	1	.322
2013	AZL Padres (R)	0-1	6.30	9	3	0	0	0	20.0	22	16	14	1	4	13	24	3	0	.286
2014	Eugene (A)	0-3	4.97	11	5	0	0	0	29.0	32	18	16	3	3	18	29	2	0	.288
2015	Fort Wayne (A)	1-2	3.55	5	0	0	0	0	12.2	15	6	5	0	0	6	9	0	0	.306
	Tri-City (A)	2-2	3.86	14	1	0	0	0	25.2	24	13	11	1	1	9	28	2	0	.253
	Lake Eisnmore (A)	0-1	4.91	3	0	0	0	0	3.2	4	2	2	0	0	1	3	0	0	.286
Minor League Totals		4-10	5.28	58	9	0	0	0	119.1	136	86	70	6	9	74	111	12	1	.291

SABALA, ELVIS JOEL INF

HT: 6-1 WT: 178 B/T: R/R HOMETOWN: Santo Domingo, DR
 BORN: September 26, 1997 in Santo Domingo, DR OPENING DAY AGE: 18
 HOW ACQUIRED: Signed as a non-drafted free agent: July 2, 2014
 SIGNED BY: Felix Feliz (Padres)

YR	CLUB	AVG	G	AB	R	H	2B	3B	HR	RBI	SH	SF	HP	BB	SO	SB	CS	OBP	SLG	E
2015	DSL Padres (R)	.123	48	155	28	19	2	1	0	8	1	2	9	26	80	12	3	.281	.148	20

SANCHEZ, ELIER LHP

HT: 6-2 WT: 230 B/T: L/L HOMETOWN: Ciudad Habana, Cuba
 BORN: October 4, 1986 Ciudad Habana, Cuba OPENING DAY AGE: 29
 HOW ACQUIRED: Signed as a non-drafted free agent: February 15, 2016
 SIGNED BY: (Padres)

SANCHEZ, JONELQUI INF

HT: 5-11 WT: 160 B/T: S/R HOMETOWN: Santo Domingo, DR
 BORN: July 10, 1998 in Santo Domingo, DR OPENING DAY AGE: 17
 HOW ACQUIRED: Signed as a non-drafted free agent: March 17, 2015
 SIGNED BY: (Padres)

YR	CLUB	AVG	G	AB	R	H	2B	3B	HR	RBI	SH	SF	HP	BB	SO	SB	CS	OBP	SLG	E
2015	DSL Padres (R)	.225	11	40	5	9	1	0	0	5	0	0	1	3	11	0	0	.295	.250	6

SANTANA, ADONIS RHP

HT: 6-1 WT: 160 B/T: R/R HOMETOWN: San Francisco de Macoris, DR
 BORN: September 10, 1998 in San Francisco de Macoris, DR OPENING DAY AGE: 17
 HOW ACQUIRED: Signed as a non-drafted free agent: July 2, 2015
 SIGNED BY: Israel Rojas (Padres)

SANTOS, ANGEL RAFAEL OF

HT: 6-4 WT: 170 B/T: L/R HOMETOWN: La Vega, DR
 BORN: January 13, 1996 in La Vega, DR OPENING DAY AGE: 20
 HOW ACQUIRED: Signed as a non-drafted free agent: February 5, 2015
 SIGNED BY: Alvin Duran (Padres)

YR	CLUB	AVG	G	AB	R	H	2B	3B	HR	RBI	SH	SF	HP	BB	SO	SB	CS	OBP	SLG	E
2015	DSL Padres (R)	.254	44	134	20	34	2	2	0	11	5	0	2	19	40	18	4	.355	.299	4

SANTOS, TRAE ANTHONY INF

HT: 6-1 WT: 235 B/T: L/L HOMETOWN: Helena, AL
 BORN: October 11, 1992 in Barrigada, Guam OPENING DAY AGE: 23
 HIGH SCHOOL: Pelham High School (AL)
 COLLEGE: Troy (AL)
 HOW ACQUIRED: Signed as a 17th-round selection in the 2013 First-Year Player Draft
 SIGNED BY: Andrew Salvo (Padres)

CAREER NOTES: 2013: Named a Northwest League Mid-Season All-Star. Misc.: Became just the third native of Guam to be drafted...ranked third in the NCAA with 18 home runs in 2013...played baseball for two seasons in 2011-12 at Northwest Florida State College.

YR	CLUB	AVG	G	AB	R	H	2B	3B	HR	RBI	SH	SF	HP	BB	SO	SB	CS	OBP	SLG	E
2013	Eugene (A)	.248	56	210	18	52	15	0	3	20	1	0	5	12	58	1	0	.304	.362	7
2014	Eugene (A)	.204	49	162	15	33	8	1	4	26	0	1	5	20	47	2	0	.309	.340	4
2015	Fort Wayne (A)	.264	130	435	54	115	33	4	14	60	2	5	10	57	108	3	2	.359	.455	16
Minor League Totals		.248	235	807	87	200	56	5	21	106	3	6	20	89	213	6	2	.335	.408	27

SAVINON, JOSE RAMON INF

HT: 6-0 WT: 160 B/T: L/R HOMETOWN: Bani, DR
 BORN: February 17, 1996 in Bani, DR OPENING DAY AGE: 20
 HOW ACQUIRED: Signed as a non-drafted free agent: May 15, 2014
 SIGNED BY: (Padres)

YR	CLUB	AVG	G	AB	R	H	2B	3B	HR	RBI	SH	SF	HP	BB	SO	SB	CS	OBP	SLG	E
2014	DSL Padres (R)	.300	50	180	29	54	4	3	0	18	0	0	1	23	15	9	3	.382	.356	12
2015	AZL Padres (R)	.241	25	87	9	21	1	1	0	6	1	1	0	7	28	4	3	.295	.276	8
Minor League Totals		.281	75	267	38	75	5	4	0	24	1	1	1	30	43	13	6	.355	.330	20



SCOUTING & PLAYER DEVELOPMENT

SCHULZ, NICHOLAS SCOTT (NICK)

OF

HT: 6-3 WT: 210 B/T: R/R HOMETOWN: Mountain View, CA
 BORN: May 3, 1991 in Mountain View, CA OPENING DAY AGE: 24
 HIGH SCHOOL: St. Francis High School (CA) COLLEGE: San Jose State University
 HOW ACQUIRED: Signed as a non-drafted free agent: April 30, 2014
 SIGNED BY: Randy Johnson (Padres)

YR	CLUB	AVG	G	AB	R	H	2B	3B	HR	RBI	SH	SF	HP	BB	SO	SB	CS	OBP	SLG	E
2014	Eugene (A)	.167	12	48	6	8	2	0	1	5	0	0	0	4	13	0	0	.231	.271	0
	Fort Wayne (A)	.341	49	176	30	60	8	2	8	30	2	0	2	11	47	1	1	.386	.545	0
2015	Lake Elsinore (A)	.238	122	453	66	108	26	2	12	48	0	3	4	67	112	2	6	.340	.384	2
	Minor League Totals	.260	183	677	102	176	36	4	21	83	2	3	6	82	172	3	7	.344	.418	2

SEIDENBERGER, TREVOR DYLAN

LHP

HT: 6-2 WT: 195 B/T: L/L HOMETOWN: Austin, TX
 BORN: June 9, 1992 in Austin, TX OPENING DAY AGE: 23
 HIGH SCHOOL: Hendrickson High School (TX) COLLEGE: Texas Christian University
 HOW ACQUIRED: From the Milwaukee Brewers in exchange for OF Rymer Liriano: January 28, 2016
 SIGNED BY: Tim Collinsworth (Brewers)
 CAREER NOTES: 2013: Originally signed by the Milwaukee Brewers as a 12th-round selection in the 2013 First-Year Player Draft.

YR	CLUB	W-L	ERA	G	GS	CG	SHO	SV	IP	H	R	ER	HR	HB	BB	SO	WP	BK	AVG
2013	Helena (R)	0-1	6.75	10	2	0	0	0	26.2	32	23	20	3	0	12	19	4	0	.302
2014	Wisconsin (A)	6-1	1.59	20	0	0	0	1	39.2	26	9	7	3	2	11	37	7	0	.193
	Brevard County (A)	0-1	8.59	11	0	0	0	0	14.2	21	14	14	3	0	8	18	1	0	.339
2015	Brevard County (A)	4-2	3.06	22	0	0	0	5	35.1	25	12	12	1	1	21	37	2	0	.197
	Biloxi (AA)	1-0	6.75	8	0	0	0	0	13.1	11	10	10	3	0	5	11	0	0	.220
	Minor League Totals	11-5	4.37	71	2	0	0	6	129.2	115	68	63	13	3	57	122	14	0	.240

SHEPHERD, MATTHEW KEITH

RHP

HT: 6-3 WT: 185 B/T: R/R HOMETOWN: Bluff City, TN
 BORN: May 2, 1990 in Bristol, TN OPENING DAY AGE: 25
 HIGH SCHOOL: Sullivan East High School (TN) COLLEGE: Tennessee Tech
 HOW ACQUIRED: Signed as a 31st-round selection in the 2012 First-Year Player Draft
 SIGNED BY: Mark Conner (Padres)

YR	CLUB	W-L	ERA	G	GS	CG	SHO	SV	IP	H	R	ER	HR	HB	BB	SO	WP	BK	AVG
2012	Eugene (A)	4-2	2.70	31	1	0	0	1	40.0	37	21	12	2	3	17	42	6	0	.239
2013	Fort Wayne (A)	4-4	4.04	36	8	0	0	1	93.2	85	48	42	8	4	44	79	12	0	.240
2014	Lake Elsinore (A)	6-1	5.02	43	5	0	0	1	86.0	81	50	48	8	5	37	96	11	0	.243
2015	Lake Elsinore (A)	4-11	5.90	34	20	0	0	2	116.0	168	106	76	12	8	46	99	12	1	.340
	Minor League Totals	18-18	4.77	144	34	0	0	5	335.2	371	225	178	30	20	144	316	41	1	.278

SMITH, AUSTIN NATHANIEL

RHP

HT: 6-4 WT: 220 B/T: R/R HOMETOWN: Boynton Beach, FL
 BORN: July 9, 1996 in Boynton Beach, FL OPENING DAY AGE: 19
 HIGH SCHOOL: Park Vista High School (FL)
 HOW ACQUIRED: Signed as a second-round selection in the 2015 First-Year Player Draft
 SIGNED BY: Willie Bosque (Padres)
 CAREER NOTES: 2016: Named the No. 9 prospect in the Padres organization by *Baseball America* heading into the 2016 season.

YR	CLUB	W-L	ERA	G	GS	CG	SHO	SV	IP	H	R	ER	HR	HB	BB	SO	WP	BK	AVG
2015	AZL Padres (R)	0-3	7.94	9	9	0	0	0	17.0	27	16	15	0	2	9	11	1	0	.375

SMITH, MASON LUNT

OF

HT: 6-2 WT: 195 B/T: R/R HOMETOWN: Meridian, ID
 BORN: March 16, 1995 in Salt Lake City, UT OPENING DAY AGE: 21
 HIGH SCHOOL: Rocky Mountain High School (ID)
 HOW ACQUIRED: Signed as a fourth-round selection in the 2013 First-Year Player Draft
 SIGNED BY: Justin Baughman (Padres)
 CAREER NOTES: Misc.: Became the first Idahoan drafted in the first 10 rounds since Allen Langdon (10th round in 2005).

YR	CLUB	AVG	G	AB	R	H	2B	3B	HR	RBI	SH	SF	HP	BB	SO	SB	CS	OBP	SLG	E
2013	AZL Padres (R)	.209	37	129	13	27	11	2	0	11	0	0	2	14	45	3	1	.297	.326	1
2014	AZL Padres (R)	.199	44	151	20	30	5	2	1	10	0	3	9	22	53	2	1	.330	.278	1
2015	Tri-City (A)	.226	55	177	23	40	6	1	2	30	2	2	7	23	55	6	3	.335	.305	2
	Minor League Totals	.212	136	457	56	97	22	5	3	51	2	5	18	59	153	11	5	.323	.302	4

SCOUTING & PLAYER DEVELOPMENT

SNODGRESS, SCOTT ANDREW

LHP

HT: 6-6 WT: 235 B/T: L/L

HOMETOWN: Santa Barbara, CA

BORN: September 20, 1989 in Fontana, CA

OPENING DAY AGE: 26

HIGH SCHOOL: Yucaipa High School (CA)

COLLEGE: Stanford

HOW ACQUIRED: Signed as a minor league free agent: February 9, 2016

SIGNED BY: Adam Virchis (White Sox)

CAREER NOTES: 2013: Named a Southern League Mid-Season All-Star. 2012: Named an Organization All-Star for Chicago by MiLB.com. 2011: Originally signed by the Chicago White Sox as a fifth-round selection in the 2011 First-Year Player Draft. Named a *Baseball America* Rookie All-Star.

YR	CLUB	W-L	ERA	G	GS	CG	SHO	SV	IP	H	R	ER	HR	HB	BB	SO	WP	BK	AVG
2011	Great Falls (R)	3-3	3.34	16	12	0	0	0	59.1	61	32	22	5	1	17	68	7	1	.262
2012	Kannapolis (A)	3-3	3.64	19	19	0	0	0	99.0	86	49	40	4	7	49	84	6	0	.233
	Winston-Salem (A)	4-0	1.50	8	8	0	0	0	42.0	26	10	7	2	1	15	44	1	0	.176
2013	Birmingham (AA)	11-11	4.70	26	26	2	0	0	143.2	146	90	75	9	4	59	90	4	2	.269
2014	Birmingham (AA)	6-7	3.89	21	21	0	0	0	122.2	119	60	53	9	7	52	79	7	0	.256
	Charlotte (AAA)	0-1	4.96	8	0	0	0	0	16.1	17	9	9	4	0	4	16	0	0	.266
	CHICAGO-AL	0-0	15.43	4	0	0	0	0	2.1	8	7	4	1	0	3	1	1	0	.500
2015	Salt Lake (AAA)	1-1	11.16	24	1	0	0	0	25.0	46	31	31	2	3	10	22	1	0	.411
	Arkansas (AA)	0-0	5.19	9	0	0	0	0	8.2	9	7	5	0	0	8	7	2	0	.300
	Major League Totals	0-0	15.43	4	0	0	0	0	2.1	8	7	4	1	0	3	1	1	0	.500
	Minor League Totals	28-26	4.22	131	87	2	0	0	516.2	510	288	242	35	23	214	410	28	3	.280

SOLANO, EDUARDO

LHP

HT: 6-3 WT: 203 B/T: L/L

HOMETOWN: San Cristobal, DR

BORN: May 22, 1997 in San Cristobal, DR

OPENING DAY AGE: 18

HOW ACQUIRED: Signed as a non-drafted free agent: July 2, 2014

SIGNED BY: Felix Feliz and Ysrael Rojas (Padres)

YR	CLUB	W-L	ERA	G	GS	CG	SHO	SV	IP	H	R	ER	HR	HB	BB	SO	WP	BK	AVG
2014	DSL Padres (R)	0-0	3.38	4	0	0	0	0	8.0	10	3	3	0	1	4	6	4	0	.303
2015	DSL Padres (R)	0-4	6.18	17	9	0	0	0	39.1	41	39	27	2	2	40	31	17	1	.266
	Minor League Totals	0-4	5.70	21	9	0	0	0	47.1	51	42	30	2	3	44	37	21	1	.273

SOSA, CARLOS ALBERTO

INF

HT: 6-1 WT: 190 B/T: R/R

HOMETOWN: Santo Domingo, DR

BORN: August 7, 1995 in Santo Domingo, DR

OPENING DAY AGE: 20

HOW ACQUIRED: Signed as a non-drafted free agent: November 1, 2013

SIGNED BY: Randy Smith, Felix Feliz and Ysrael Rojas (Padres)

YR	CLUB	AVG	G	AB	R	H	2B	3B	HR	RBI	SH	SF	HP	BB	SO	SB	CS	OBP	SLG	E
2014	DSL Padres (R)	.241	36	141	17	34	8	1	3	28	0	1	4	12	35	1	1	.316	.376	12
2015	AZL Padres (R)	.195	40	133	8	26	6	1	1	13	0	0	3	10	42	2	1	.267	.278	11
	Minor League Totals	.219	76	274	25	60	14	2	4	41	0	1	7	22	77	3	2	.293	.328	23

SOTILLO, JOSE ANDRES

OF

HT: 6-1 WT: 175 B/T: R/R

HOMETOWN: Tucupita, Venezuela

BORN: May 13, 1996 in Tucupita, Venezuela

OPENING DAY AGE: 19

HOW ACQUIRED: Signed as a non-drafted free agent: October 2, 2013

SIGNED BY: Felix Feliz, Yfrain Linares and Victor Magdaleno (Padres)

YR	CLUB	AVG	G	AB	R	H	2B	3B	HR	RBI	SH	SF	HP	BB	SO	SB	CS	OBP	SLG	E
2014	DSL Padres (R)	.195	56	169	21	33	3	1	0	9	1	0	11	23	68	7	2	.330	.225	4
2015	DSL Padres (R)	.301	35	123	18	37	3	1	1	11	2	2	4	10	39	10	5	.367	.366	3
	Minor League Totals	.240	91	292	39	70	6	2	1	20	3	2	15	33	107	17	7	.345	.284	7

STEVENS, RIVER KENTON

INF

HT: 6-0 WT: 185 B/T: L/R

HOMETOWN: Escondido, CA

BORN: January 10, 1992 in Fountain Valley, CA

OPENING DAY AGE: 24

HIGH SCHOOL: Mission Hills High School (CA)

COLLEGE: Allan Hancock College (CA)

HOW ACQUIRED: Signed as a ninth-round selection in the 2012 First-Year Player Draft

SIGNED BY: Brent Mayne (Padres)

YR	CLUB	AVG	G	AB	R	H	2B	3B	HR	RBI	SH	SF	HP	BB	SO	SB	CS	OBP	SLG	E
2012	Eugene (A)	.241	49	170	23	41	7	0	0	17	4	0	0	15	22	3	2	.303	.282	13
2013									Did not play											
2014	Fort Wayne (A)	.248	26	101	14	25	1	2	1	9	0	1	0	4	13	2	0	.274	.327	13
	Lake Elsinore (A)	.150	7	20	1	3	0	0	0	0	0	0	0	3	4	0	0	.261	.150	1
	Eugene (A)	.267	24	86	12	23	4	0	0	10	1	1	3	7	16	7	2	.340	.314	4
2015	Lake Elsinore (A)	.297	41	158	16	47	5	0	0	14	4	0	3	8	28	13	1	.343	.329	13
	AZL Padres (R)	.333	1	3	0	1	0	0	0	0	0	0	1	1	1	0	0	.600	.333	0
	Minor League Totals	.260	148	538	66	140	17	2	1	50	9	2	7	38	84	25	5	.316	.305	44



SCOUTING & PLAYER DEVELOPMENT

STREICH, SETH THOMAS

RHP

HT: 6-3 WT: 210 B/T: L/R HOMETOWN: Ridgway, PA
 BORN: February 19, 1991 in Ridgway, PA OPENING DAY AGE: 25
 HIGH SCHOOL: Johnsonburg High School (PA) COLLEGE: Ohio University
 HOW ACQUIRED: From Oakland along with C Derek Norris in exchange for RHP Jesse Hahn and RHP R.J. Alvarez: December 18, 2014
 SIGNED BY: Rich Sparks (Athletics)
 CAREER NOTES: 2012: Originally signed by the Oakland A's as a sixth-round selection in the 2012 First-Year Player Draft.

YR	CLUB	W-L	ERA	G	GS	CG	SHO	SV	IP	H	R	ER	HR	HB	BB	SO	WP	BK	AVG
2012	AZL Athletics (R)	0-0	3.38	2	0	0	0	0	2.2	1	1	1	0	1	1	6	0	0	.111
	Vermont (A)	4-1	2.60	15	4	0	0	0	34.2	26	12	10	1	5	17	42	4	0	.206
2013	Beloit (A)	10-6	3.82	21	21	1	0	0	110.2	114	56	47	2	10	41	82	6	0	.268
2014	Stockton (A)	9-6	3.16	22	22	0	0	0	114.0	110	49	40	7	6	22	116	13	0	.253
2015									Did not play - Injured										
	Minor League Totals	23-13	3.37	60	47	1	0	0	262.0	251	118	98	10	22	81	246	23	0	.252

SUAREZ, FELIX GABRIEL

INF

HT: 6-0 WT: 180 B/T: R/R HOMETOWN: Santo Domingo, DR
 BORN: January 9, 1996 in Santo Domingo, DR OPENING DAY AGE: 20
 HOW ACQUIRED: Signed as a non-drafted free agent: August 2, 2013
 SIGNED BY: Randy Smith and Felix Feliz (Padres)

YR	CLUB	AVG	G	AB	R	H	2B	3B	HR	RBI	SH	SF	HP	BB	SO	SB	CS	OBP	SLG	E
2014	DSL Padres (R)	.208	41	144	20	30	8	2	1	10	2	1	2	16	52	9	4	.294	.313	3
2015	DSL Padres (R)	.239	31	113	21	27	7	1	0	11	3	1	5	12	26	7	5	.336	.319	9
	Minor League Totals	.222	72	257	41	57	15	3	1	21	5	2	7	28	78	16	9	.313	.315	12

SULLIVAN, GERALD MICHAEL (JERRY)

RHP

HT: 6-4 WT: 218 B/T: R/R HOMETOWN: Cornell, IL
 BORN: January 18, 1988 in Denville, NJ OPENING DAY AGE: 27
 HIGH SCHOOL: Mount Olive High School (NJ) COLLEGE: Oral Roberts (OK)
 HOW ACQUIRED: Signed as a third-round selection in the 2009 First-Year Player Draft
 SIGNED BY: Lane Decker (Padres)
 CAREER NOTES: 2010: Named a Midwest League Mid-Season All-Star

YR	CLUB	W-L	ERA	G	GS	CG	SHO	SV	IP	H	R	ER	HR	HB	BB	SO	WP	BK	AVG
2009	Eugene (A)	5-3	4.02	16	9	0	0	0	53.2	44	26	24	5	4	27	58	7	2	.219
2010	Fort Wayne (A)	7-4	4.03	27	26	0	0	0	116.0	119	63	52	9	4	29	92	1	2	.264
2011	Lake Elsinore (A)	6-9	5.95	28	28	0	0	0	134.2	184	111	89	17	2	32	74	4	0	.323
2012	Lake Elsinore (A)	4-5	4.20	49	3	0	0	2	81.1	86	42	38	8	4	12	82	7	0	.275
2013									Injured - Did not pitch										
2014	San Antonio (AA)	3-2	1.80	24	0	0	0	1	25.0	19	6	5	0	0	10	27	4	1	.211
	El Paso (AAA)	2-1	2.65	30	0	0	0	12	34.0	24	11	10	2	0	10	39	3	0	.197
2015	El Paso (AAA)	6-2	5.32	34	0	0	0	1	45.2	47	30	27	3	2	14	43	8	0	.266
	Minor League Totals	33-26	4.50	208	66	0	0	16	490.1	523	289	245	44	16	134	415	34	5	.272

TAVERAS, CARLOS EDUARDO

OF

HT: 5-11 WT: 165 B/T: S/R HOMETOWN: Santo Domingo, DR
 BORN: April 17, 1997 in Santo Domingo, DR OPENING DAY AGE: 18
 HOW ACQUIRED: Signed as a non-drafted free agent: February 23, 2015
 SIGNED BY: Felix Feliz (Padres)

YR	CLUB	AVG	G	AB	R	H	2B	3B	HR	RBI	SH	SF	HP	BB	SO	SB	CS	OBP	SLG	E
2015	DSL Padres (R)	.171	46	146	16	25	8	1	0	14	5	0	4	34	55	13	3	.342	.240	5

TEJADA, LUIS MIGUEL

1B/OF

HT: 6-3 WT: 175 B/T: R/R HOMETOWN: San Francisco de Macoris, DR
 BORN: October 12, 1992 in Constanza, DR OPENING DAY AGE: 23
 HOW ACQUIRED: Signed as a non-drafted free agent: January 16, 2010
 SIGNED BY: Felix Feliz, Juan Lara and Martin Jose (Padres)
 CAREER NOTES: 2013: Named a Midwest League Mid-Season All-Star

YR	CLUB	AVG	G	AB	R	H	2B	3B	HR	RBI	SH	SF	HP	BB	SO	SB	CS	OBP	SLG	E
2010	DSL Padres (R)	.228	64	189	20	43	10	0	0	24	0	2	7	23	50	3	7	.330	.280	4
2011	DSL Padres (R)	.276	67	217	48	60	12	2	8	42	1	2	7	35	60	16	6	.391	.461	4
2012	AZL Padres (R)	.293	46	181	34	53	8	3	0	19	0	1	1	16	40	10	3	.352	.370	8
2013	Fort Wayne (A)	.227	112	423	44	96	19	4	2	37	3	4	5	19	92	18	5	.266	.305	16
2014	Fort Wayne (A)	.247	46	158	19	39	6	1	3	18	1	1	6	9	36	2	0	.310	.354	4
	San Antonio (AA)	.333	2	6	1	2	0	0	0	1	0	0	1	0	1	0	0	.429	.333	0
	Lake Elsinore (A)	.190	12	42	5	8	2	0	0	2	0	0	1	2	12	0	0	.244	.238	0
2015	Fort Wayne (A)	.293	70	259	34	76	12	1	4	37	0	0	4	13	44	8	3	.337	.394	18
	Minor League Totals	.256	419	1475	205	377	69	11	17	180	5	10	32	117	335	57	24	.322	.352	54

TIDWELL, KODIE LEE WILLIAM

INF

HT: 6-1 WT: 195 B/T: L/R HOMETOWN: Calhoun, LA
 BORN: July 3, 1994 in Monroe, LA OPENING DAY AGE: 21
 HOW ACQUIRED: Signed as a 26th-round selection in the 2015 First-Year Player Draft
 SIGNED BY: Eddie Cifardini and Matt Schaffner (Padres)

YR	CLUB	AVG	G	AB	R	H	2B	3B	HR	RBI	SH	SF	HP	BB	SO	SB	CS	OBP	SLG	E
2015	AZL Padres (R)	.341	11	41	7	14	2	1	0	2	0	0	0	5	9	1	0	.413	.439	4
	Tri-City (A)	.256	50	168	24	43	8	0	1	17	5	1	0	32	31	6	3	.373	.321	6
	Minor League Totals	.273	61	209	31	57	10	1	1	19	5	1	0	37	40	7	3	.381	.344	10

SCOUTING & PLAYER DEVELOPMENT

TORRES, NICK CAWLEY

OF

HT: 6-1 WT: 220 B/T: R/R HOMETOWN: Lakewood, CA
 BORN: June 30, 1993 in Lakewood, CA OPENING DAY AGE: 22
 HIGH SCHOOL: Lakewood High School (CA) COLLEGE: Cal Poly San Luis Obispo
 HOW ACQUIRED: Signed as a fourth-round selection in the 2014 First-Year Player Draft
 SIGNED BY: Brent Mayne (Padres)
 CAREER NOTES: 2015: Named a Midwest League Mid-Season and Post-Season All-Star.

YR	CLUB	AVG	G	AB	R	H	2B	3B	HR	RBI	SH	SF	HP	BB	SO	SB	CS	OBP	SLG	E
2014	AZL Padres (R)	.000	1	1	1	0	0	0	0	0	0	0	0	1	0	0	0	.500	.000	0
	Eugene (A)	.254	43	169	20	43	11	0	3	23	0	0	2	7	42	2	2	.292	.373	1
2015	Fort Wayne (A)	.326	77	288	45	94	29	2	2	40	0	5	9	18	52	4	1	.378	.462	0
	Lake Elsinore (A)	.275	52	211	21	58	15	2	3	30	0	3	5	9	45	5	1	.316	.408	3
Minor League Totals		.291	173	669	87	195	55	4	8	93	0	8	16	35	139	11	4	.338	.422	4

TORRES, WILMER ARMANDO

RHP

HT: 6-3 WT: 190 B/T: R/R HOMETOWN: Nirgua, Venezuela
 BORN: May 31, 1996 in Bejuma, Venezuela OPENING DAY AGE: 19
 HOW ACQUIRED: Signed as a non-drafted free agent: February 18, 2015
 SIGNED BY: Yfrain Linares (Padres)

YR	CLUB	W-L	ERA	G	GS	CG	SHO	SV	IP	H	R	ER	HR	HB	BB	SO	WP	BK	AVG
2015	DSL Padres (R)	1-0	0.66	5	2	0	0	0	13.2	6	1	1	0	1	4	11	1	0	.133

TOVAR, DANNY JOSE

OF

HT: 5-11 WT: 180 B/T: L/L HOMETOWN: Barquisimeto, Venezuela
 BORN: November 2, 1998 in Barquisimeto, Venezuela OPENING DAY AGE: 17
 HOW ACQUIRED: Signed as a non-drafted free agent: October 8, 2015
 SIGNED BY: Victor Magdaleno (Padres)

UGUETO, ELYS LUIS (LUIS)

INF

HT: 6-1 WT: 180 B/T: R/R HOMETOWN: Caracas, Venezuela
 BORN: August 5, 1996 in Caracas, Venezuela OPENING DAY AGE: 18
 HOW ACQUIRED: Signed as a non-drafted free agent: November 1, 2012
 SIGNED BY: Felix Feliz, Yfrain Linares and Luis Prieto (Padres)

YR	CLUB	AVG	G	AB	R	H	2B	3B	HR	RBI	SH	SF	HP	BB	SO	SB	CS	OBP	SLG	E
2013	DSL Padres (R)	.148	39	122	11	18	1	1	0	12	2	2	1	15	37	1	4	.243	.172	13
2014									Did Not Play											
2015	DSL Padres (R)	.166	52	175	25	29	1	1	1	27	0	0	3	36	48	13	5	.318	.200	14
Minor League Totals		.158	91	297	36	47	2	2	1	39	2	2	4	51	85	14	9	.288	.189	27

URENA, JOSE CARLOS

OF

HT: 6-3 WT: 180 B/T: R/R HOMETOWN: Ciudad Obregon, Mexico
 BORN: January 14, 1995 in Ciudad Obregon, Mexico OPENING DAY AGE: 21
 HOW ACQUIRED: Signed as a non-drafted free agent: August 17, 2011
 SIGNED BY: Robert Rowley, Juan Lara and Randy Smith (Padres)
 CAREER NOTES: 2015: Named a Northwest League Mid-Season and Post-Season All-Star. 2013: Led the Arizona League in home runs, total bases (97) and tied for league-lead with 25 extra-base hits...also was third in RBI and slugging pct...Named an Arizona League Post-Season All-Star and Baseball America No. 5 prospect in the league.

YR	CLUB	AVG	G	AB	R	H	2B	3B	HR	RBI	SH	SF	HP	BB	SO	SB	CS	OBP	SLG	E
2012	DSL Padres (R)	.285	57	214	37	61	13	3	6	33	0	4	8	28	58	3	6	.382	.458	4
2013	AZL Padres (R)	.257	49	191	32	49	11	5	9*	34	0	1	3	22	54	1	2	.341	.508	2
2014	Fort Wayne (A)	.165	19	79	7	13	3	1	2	11	0	0	2	5	27	0	0	.233	.304	2
	Eugene (A)	.196	44	158	14	31	8	0	4	13	0	1	3	16	65	0	3	.281	.323	1
2015	Tri-City (A)	.258	63	225	43	58	13	0	7	45	0	2	3	47	59	8	2	.390	.409	0
Minor League Totals		.245	232	867	133	212	48	9	28	136	0	8	19	118	263	12	13	.345	.418	9

URIAS, LUIS FERNANDO

INF

HT: 5-9 WT: 160 B/T: R/R HOMETOWN: Magdalena de Kino, Mexico
 BORN: June 3, 1997 in Magdalena de Kino, Mexico OPENING DAY AGE: 18
 HOW ACQUIRED: Signed as a non-drafted free agent: December 27, 2013
 SIGNED BY: Chad MacDonald and Robert Rowley (Padres)

YR	CLUB	AVG	G	AB	R	H	2B	3B	HR	RBI	SH	SF	HP	BB	SO	SB	CS	OBP	SLG	E
2014	DSL Padres (R)	.100	2	10	1	1	0	0	0	0	0	0	0	1	1	0	0	.381	.339	0
	AZL Padres (R)	.310	43	155	29	48	5	1	0	14	1	1	4	18	13	10	6	.393	.355	7
2015	Tri-City (A)	.355	10	31	6	11	1	0	0	1	5	0	3	5	1	3	3	.487	.387	1
	Fort Wayne (A)	.290	51	193	28	56	5	1	0	16	5	1	9	16	18	5	10	.370	.326	8
Minor League Totals		.298	106	389	64	116	11	2	0	31	11	2	16	40	33	18	19	.385	.337	16



SCOUTING & PLAYER DEVELOPMENT

VALENZUELA, RICARDO ALFONSO

C

HT: 6-0 WT: 190 B/T: R/R HOMETOWN: Hermosillo, Mexico
 BORN: August 4, 1990 in Hermosillo, Mexico
 HOW ACQUIRED: Signed as a non-drafted free agent: January 31, 2010
 OPENING DAY AGE: 25
 SIGNED BY: Robert Rowley (Padres)

YR	CLUB	AVG	G	AB	R	H	2B	3B	HR	RBI	SH	SF	HP	BB	SO	SB	CS	OBP	SLG	E
2010	DSL Padres (R)	.257	29	70	8	18	4	1	0	10	0	2	1	7	13	3	2	.325	.343	4
2011	DSL Padres (R)	.250	31	72	10	18	6	0	0	6	0	0	2	11	6	1	2	.365	.333	3
2012	DSL Padres (R)	.275	42	120	14	33	6	0	1	15	0	0	2	15	12	1	4	.365	.350	3
2013	AZL Padres (R)	.221	19	68	8	15	3	0	0	6	0	0	0	5	13	0	0	.274	.265	2
2014	AZL Padres (R)	.250	34	96	12	24	4	1	1	11	1	3	3	8	17	1	0	.318	.344	2
2015	Tri-City (A)	.250	3	8	1	2	1	0	0	4	0	1	0	2	2	0	0	.364	.375	0
	Lake Elsinore (A)	.183	28	93	7	17	3	0	1	8	0	0	1	10	15	0	1	.269	.247	1
Minor League Totals		.241	186	527	60	127	27	2	3	60	1	6	9	58	78	6	9	.323	.317	15

VAN GANSEN, PETER

INF

HT: 5-9 WT: 175 B/T: L/R HOMETOWN: San Fernando, CA
 BORN: March 4, 1994 in San Fernando, CA
 HIGH SCHOOL: Alemany High School (CA)
 HOW ACQUIRED: Signed as a 12th-round selection in the 2015 First-Year Player Draft
 OPENING DAY AGE: 21
 COLLEGE: Cal Poly San Luis Obispo
 SIGNED BY: Josh Emmerick (Padres)

CAREER NOTES: 2015: Named a Northwest League Mid-Season All-Star...named the MiLB.com Top Star of the Northwest League vs. Pioneer League All-Star Game after delivering a walk-off RBI single to give the Northwest League a 6-5 victory in 10 innings.

YR	CLUB	AVG	G	AB	R	H	2B	3B	HR	RBI	SH	SF	HP	BB	SO	SB	CS	OBP	SLG	E
2015	Tri-City (A)	.267	67	270	45	72	9	4	2	30	3	1	2	34	40	6	1	.352	.352	5

VANMETER, JOSHUA MICHAEL (JOSH)

INF

HT: 5-11 WT: 165 B/T: L/R HOMETOWN: Ossian, IN
 BORN: March 10, 1995 in Ossian, IN
 HIGH SCHOOL: Norwell High School (IN)
 HOW ACQUIRED: Signed as a fifth-round selection in the 2013 First-Year Player Draft
 OPENING DAY AGE: 21
 SIGNED BY: Mark Conner (Padres)

YR	CLUB	AVG	G	AB	R	H	2B	3B	HR	RBI	SH	SF	HP	BB	SO	SB	CS	OBP	SLG	E
2013	AZL Padres (R)	.278	44	158	33	44	7	2	0	16	1	1	2	24	25	10	4	.378	.348	11
2014	Fort Wayne (A)	.254	116	421	49	107	24	0	3	39	2	0	1	34	87	8	4	.311	.333	18
2015	Fort Wayne (A)	.250	25	96	13	24	4	0	0	3	0	0	0	13	12	1	1	.339	.292	2
	AZL Padres (R)	.727	3	11	3	8	2	1	0	0	0	0	0	0	1	0	1	.727	1.091	0
Minor League Totals		.267	188	686	98	183	37	3	3	58	3	1	3	71	125	19	10	.338	.343	31

VERBITSKY, BRYAN CHRISTOPHER

RHP

HT: 5-11 WT: 205 B/T: R/R HOMETOWN: Levittown, NY
 BORN: June 11, 1992 in Levittown, NY
 HIGH SCHOOL: Island Trees High School (NY)
 HOW ACQUIRED: Signed as a third-round selection in the 2013 First-Year Player Draft
 OPENING DAY AGE: 23
 COLLEGE: Hofstra (NY)
 SIGNED BY: Jim Bretz (Padres)
 CAREER NOTES: 2014: Named a Northwest League Mid-Season All-Star.

YR	CLUB	W-L	ERA	G	GS	CG	SHO	SV	IP	H	R	ER	HR	HB	BB	SO	WP	BK	AVG
2013	Eugene (A)	0-6	4.01	14	14	0	0	0	49.1	42	25	22	2	2	38	47	2	0	.239
2014	Lake Elsinore (A)	0-1	5.40	1	1	0	0	0	3.1	3	2	2	2	0	6	2	0	0	.231
	Fort Wayne (A)	0-1	13.50	3	2	0	0	0	8.0	16	13	12	1	0	5	8	2	0	.410
	Eugene (A)	2-2	1.67	23	0	0	0	10	27.0	13	6	5	0	0	10	42	0	0	.144
2015	Fort Wayne (A)	0-0	3.00	25	0	0	0	3	36.0	29	17	12	1	2	17	38	2	1	.216
	Lake Elsinore (A)	1-2	4.18	21	0	0	0	1	28.0	30	17	13	2	0	11	33	1	0	.268
Minor League Totals		3-12	3.92	87	17	0	0	14	151.2	133	80	66	8	4	87	170	7	1	.236

VILTER, NICHOLAS PAUL SPRINGER (NICK)

INF

HT: 6-4 WT: 220 B/T: R/R HOMETOWN: Seal Beach, CA
 BORN: October 6, 1993 in Seal Beach, CA
 HIGH SCHOOL: Los Alamitos High School (CA)
 HOW ACQUIRED: Signed as a ninth-round selection in the 2014 First-Year Player Draft
 OPENING DAY AGE: 22
 COLLEGE: University of California, Riverside
 SIGNED BY: Josh Emmerick (Padres)

YR	CLUB	AVG	G	AB	R	H	2B	3B	HR	RBI	SH	SF	HP	BB	SO	SB	CS	OBP	SLG	E
2014	AZL Padres (R)	.111	3	9	2	1	0	0	0	1	0	0	1	1	2	0	0	.273	.111	0
	Eugene (A)	.216	23	74	11	16	4	1	0	8	1	0	4	15	21	1	1	.376	.297	5
2015	Fort Wayne (A)	.155	24	71	6	11	2	1	0	8	1	1	6	7	18	0	0	.282	.211	3
	Tri-City (A)	.234	44	145	21	34	11	0	1	19	1	1	9	19	49	3	1	.356	.331	3
Minor League Totals		.207	94	299	40	62	17	2	1	36	3	2	20	42	90	4	2	.342	.288	11

VIZCAINO, MANUEL ALEXANDER

INF

HT: 6-0 WT: 165 B/T: R/R HOMETOWN: Bani, DR
 BORN: January 8, 1996 in Bani, DR
 HOW ACQUIRED: Signed as a non-drafted free agent: December 26, 2012
 OPENING DAY AGE: 20
 SIGNED BY: Felix Feliz and Randy Smith (Padres)
 CAREER NOTES: 2014: Named a Dominican Summer League Mid-Season All-Star

YR	CLUB	AVG	G	AB	R	H	2B	3B	HR	RBI	SH	SF	HP	BB	SO	SB	CS	OBP	SLG	E
2013	DSL Padres (R)	.204	29	98	12	20	2	0	0	5	0	0	4	10	35	0	2	.304	.224	14
2014	DSL Padres (R)	.265	61	219	29	58	9	5	1	14	0	1	5	24	66	9	7	.349	.365	21
2015	DSL Padres (R)	.194	43	139	18	27	5	2	2	18	0	2	7	18	45	5	7	.313	.302	19
Minor League Totals		.230	133	456	59	105	16	7	3	37	0	3	16	52	146	14	16	.328	.316	54

SCOUTING & PLAYER DEVELOPMENT

WARD, JAMES NELSON (NELSON) INF

HT: 5-11 WT: 175 B/T: L/R HOMETOWN: Marietta, GA
 BORN: August 6, 1992 in Marietta, GA OPENING DAY AGE: 23
 HIGH SCHOOL: Lassiter High School (GA) COLLEGE: Georgia
 HOW ACQUIRED: From the Seattle Mariners along with RHP Enyel De Los Santos in exchange for RHP Joaquin Benoit: November 12, 2015
 SIGNED BY: Dustin Evans (Mariners)
 CAREER NOTES: 2014: Originally signed by the Mariners as a 12th-round selection in the 2014 First-Year Player Draft.

YR	CLUB	AVG	G	AB	R	H	2B	3B	HR	RBI	SH	SF	HP	BB	SO	SB	CS	OBP	SLG	E
2014	Pulaski (R)	.350	11	40	6	14	3	1	1	8	1	0	0	4	7	5	1	.409	.550	0
	Everett (A)	.223	31	94	12	21	2	1	2	11	0	1	1	16	17	3	3	.339	.330	2
	Clinton (A)	.232	18	56	8	13	3	2	0	3	2	1	0	4	10	3	3	.279	.357	2
2015	Clinton (A)	.270	46	163	27	44	7	7	2	16	3	0	0	26	41	5	4	.370	.436	4
	Bakersfield (A)	.282	76	291	54	82	12	6	7	39	8	1	4	33	83	8	3	.362	.436	9
Minor League Totals		.270	182	644	107	174	27	17	12	77	14	3	5	83	158	24	14	.356	.421	17

WATROUS, MITCHELL EARL (MITCH) RHP

HT: 6-0 WT: 205 B/T: R/R HOMETOWN: Riverton, UT
 BORN: December 31, 1992 in Salt Lake City, UT OPENING DAY AGE: 23
 HIGH SCHOOL: Riverton High School (UT) COLLEGE: University of Utah
 HOW ACQUIRED: Signed as an eighth-round selection in the 2014 First-Year Player Draft
 SIGNED BY: Dave Lottsfeldt (Padres)

YR	CLUB	W-L	ERA	G	GS	CG	SHO	SV	IP	H	R	ER	HR	HB	BB	SO	WP	BK	AVG
2014	AZL Padres (R)	1-0	10.80	3	0	0	0	0	3.1	6	4	4	0	0	1	4	2	0	.400
2015	Did not Play - Injured																		

WEICKEL, CHARLES WALKER (WALKER) RHP

HT: 6-6 WT: 195 B/T: R/R HOMETOWN: Orlando, FL
 BORN: November 14, 1993 in Orlando, FL OPENING DAY AGE: 22
 HIGH SCHOOL: Olympia High School (FL)
 HOW ACQUIRED: Signed as a compensation-round (55th overall) selection in the 2012 First-Year Player Draft
 SIGNED BY: Willie Bosque (Padres)

YR	CLUB	W-L	ERA	G	GS	CG	SHO	SV	IP	H	R	ER	HR	HB	BB	SO	WP	BK	AVG
2012	AZL Padres (R)	1-3	4.50	9	6	0	0	0	14.0	16	17	7	0	0	6	12	2	0	.262
2013	Fort Wayne (A)	3-6	5.04	24	23	0	0	0	110.2	125	72	62	8	8	43	82	5	0	.283
2014	Fort Wayne (A)	1-8	6.32	15	15	0	0	0	72.2	94	65	51	8	6	34	39	12	0	.308
	AZL Padres (R)	1-0	1.29	2	2	0	0	0	7.0	5	1	1	0	1	2	3	0	0	.208
	Eugene (A)	0-3	6.09	7	7	0	0	0	34.0	47	31	23	3	5	17	20	7	1	.318
2015	Lake Elsinore (A)	1-0	4.38	8	1	0	0	0	12.1	16	9	6	1	0	6	10	3	0	.302
Minor League Totals		7-20	5.39	65	54	0	0	0	250.2	303	195	150	20	20	108	166	29	1	.294

WEIR, TYLER JORDAN (T.J.) RHP

HT: 6-0 WT: 205 B/T: R/R HOMETOWN: Kokomo, IN
 BORN: September 15, 1991 in Kokomo, IN OPENING DAY AGE: 24
 HIGH SCHOOL: Kokomo High School (IN) COLLEGE: Ball State University
 HOW ACQUIRED: Signed as a 17th-round selection in the 2014 First-Year Player Draft
 SIGNED BY: Matt Thomas (Padres)

YR	CLUB	W-L	ERA	G	GS	CG	SHO	SV	IP	H	R	ER	HR	HB	BB	SO	WP	BK	AVG
2014	AZL Padres (R)	2-0	0.42	12	6	0	0	0	21.2	11	2	1	0	0	6	24	1	1	.151
2015	Fort Wayne (A)	5-4	4.15	37	3	0	0	2	73.2	70	41	34	4	2	24	84	4	2	.247
Minor League Totals		7-4	3.30	49	9	0	0	2	95.1	81	43	35	4	2	30	108	5	3	.228

WIECK, BRADLEY MICHAEL (BRAD) LHP

HT: 6-9 WT: 255 B/T: L/L HOMETOWN: Canyon, TX
 BORN: October 14, 1991 in Amarillo, TX OPENING DAY AGE: 24
 HIGH SCHOOL: Amarillo San Jacinto Christian (TX) COLLEGE: Oklahoma City
 HOW ACQUIRED: From the New York Mets on June 13, 2015 as a PTBNL to complete the March 30, 2015 trade of LHP Alex Torres to the Mets in exchange for RHP Cory Mazzoni and a PTBNL.
 SIGNED BY: Steve Gossett (Mets)
 CAREER NOTES: 2014: Originally signed by the Mets as a seventh-round selection in the 2014 First-Year Player Draft.

YR	CLUB	W-L	ERA	G	GS	CG	SHO	SV	IP	H	R	ER	HR	HB	BB	SO	WP	BK	AVG
2014	Brooklyn (A)	1-1	1.40	16	0	0	0	0	25.2	17	6	4	1	1	6	39	3	0	.181
2015	Savannah (A)	3-5	3.21	10	10	0	0	0	56.0	54	23	20	2	4	21	74	6	0	.256
	Fort Wayne (A)	2-0	2.61	2	2	0	0	0	10.1	8	3	3	0	2	3	12	1	0	.205
	Lake Elsinore (A)	2-6	5.21	11	11	0	0	0	57.0	61	37	33	6	1	26	53	5	0	.279
Minor League Totals		8-12	3.62	39	23	0	0	0	149.0	140	69	60	9	8	56	178	15	0	.249

WINGENTER, ANTHONY JAMES (TREY) RHP

HT: 6-7 WT: 200 B/T: R/R HOMETOWN: Madison, AL
 BORN: April 15, 1994 in Huntsville, AL OPENING DAY AGE: 21
 HIGH SCHOOL: Bob Jones High School (AL) COLLEGE: Auburn
 HOW ACQUIRED: Signed as a 17th-round selection in the 2015 First-Year Player Draft
 SIGNED BY: Steve Moritz (Padres)

YR	CLUB	W-L	ERA	G	GS	CG	SHO	SV	IP	H	R	ER	HR	HB	BB	SO	WP	BK	AVG
2015	Tri-City (A)	0-1	12.00	6	0	0	0	0	9.0	14	12	12	0	0	4	11	0	0	.350
	AZL Padres (R)	1-1	2.79	6	0	0	0	0	9.2	10	7	3	0	1	3	5	4	0	.250
Minor League Totals		1-2	7.23	12	0	0	0	0	18.2	24	19	15	0	1	7	16	4	0	.300



SCOUTING & PLAYER DEVELOPMENT

YARDLEY, ERIC CHRISTIAN

RHP

HT: 6-0 WT: 165 B/T: R/R

HOMETOWN: Richland, WA

BORN: August 18, 1990 in Richland, WA

OPENING DAY AGE: 25

HIGH SCHOOL: Richland High School (WA)

COLLEGE: Seattle (WA)

HOW ACQUIRED: Signed as a non-drafted free agent: July 21, 2013

SIGNED BY: Justin Baughman (Padres)

CAREER NOES: 2015: Named a California League Mid-Season All-Star...named to the Arizona Fall League's Rising Stars game after the season.

YR	CLUB	W-L	ERA	G	GS	CG	SHO	SV	IP	H	R	ER	HR	HB	BB	SO	WP	BK	AVG
2013	Taos (IND)	0-0	4.15	3	0	0	0	0	4.1	4	5	2	0	0	7	3	1	0	--
	Trinidad (IND)	0-0	1.80	4	0	0	0	0	5	5	3	1	1	0	1	7	0	1	--
	AZL Padres (R)	2-0	1.89	12	0	0	0	2	19.0	15	5	4	0	1	2	18	1	0	.205
2014	Fort Wayne (A)	2-4	2.95	42	0	0	0	3	58.0	48	24	19	1	4	10	52	1	0	.218
	San Antonio (AA)	0-0	3.00	4	0	0	0	0	6.0	3	2	2	0	1	4	7	0	0	.150
2015	Lake Elsinore (A)	2-4	2.72	47	0	0	0	16	59.2	66	20	18	2	4	14	49	2	0	.284
	San Antonio (AA)	0-1	5.14	5	0	0	0	0	7.0	10	4	4	2	0	2	1	0	0	.385
Minor League Totals		6-9	2.83	110	0	0	0	21	149.2	142	55	47	5	10	32	127	4	0	.249
Independent League Totals		0-0	2.89	7	0	0	0	0	9.1	9	8	3	1	0	8	10	1	1	--

YNFANTE, STARLING YGNACIO

RHP

HT: 6-2 WT: 200 B/T: R/R

HOMETOWN: Santiago de los Caballeros, DR

BORN: February 23, 1994 in Santiago de los Caballeros, DR

OPENING DAY AGE: 22

HOW ACQUIRED: Signed as a non-drafted free agent: November 1, 2012

SIGNED BY: Felix Feliz, Martin Jose and Randy Smith (Padres)

YR	CLUB	W-L	ERA	G	GS	CG	SHO	SV	IP	H	R	ER	HR	HB	BB	SO	WP	BK	AVG
2013	DSL Padres (R)	0-2	2.33	14	9	0	0	0	38.2	20	16	10	3	6	33	45	14	0	.152
2014	AZL Padres (R)	0-4	4.42	8	4	0	0	0	18.1	9	12	9	4	1	12	17	4	1	.134
2015	DSL Padres (R)	1-1	0.84	3	0	0	0	1	10.2	6	3	1	1	0	6	18	1	0	.154
	AZL Padres (R)	1-4	7.30	12	5	0	0	0	37.0	50	33	30	2	2	15	37	6	4	.321
Minor League Totals		2-11	4.30	37	18	0	0	1	104.2	85	64	50	10	9	66	117	25	5	.216

ZAWADZKI, GRANT JEFFERY

RHP

HT: 5-10 WT: 200 B/T: R/R

HOMETOWN: Tunnel Hill, GA

BORN: April 27, 1992 in Tunnel Hill, GA

OPENING DAY AGE: 23

COLLEGE: Bryan (TN)

HOW ACQUIRED: Signed as a non-drafted free agent: February 21, 2016

SIGNED BY: (Padres)

CAREER NOTES: Played the 2014 and 2015 seasons in the Independent Atlantic League as an infielder.

ZUNICA, BRADLEY LAWRENCE (BRAD)

INF

HT: 6-6 WT: 254 B/T: L/R

HOMETOWN: Bradenton, FL

BORN: October 21, 1995 in Harvey, IL

OPENING DAY AGE: 20

HIGH SCHOOL: Lakewood Ranch High School (FL)

COLLEGE: State College of Florida, Manatee-Sarasota

HOW ACQUIRED: Signed as a 15th-round selection in the 2015 First-Year Player Draft

SIGNED BY: Chris Kelly (Padres)

CAREER NOTES: MISC: Also attended the University of Miami as a freshman in 2014.

YR	CLUB	AVG	G	AB	R	H	2B	3B	HR	RBI	SH	SF	HP	BB	SO	SB	CS	OBP	SLG	E
2015	AZL Padres (R)	.271	35	129	21	35	8	0	7	24	0	0	1	10	40	0	1	.329	.496	5



petcopark



JULY 12 ★ FOX

MISCELLANEOUS



PETCO PARK INFORMATION



OPENING DAY: April 8, 2004

PETCO PARK ADDRESS: 19 Tony Gwynn Drive...the Padres announced the address during post-game ceremonies honoring "Mr. Padre," Tony Gwynn, following the last game of his 20-year playing career on October 7, 2001...the frontage road between Park Blvd. and Seventh Avenue was officially renamed Tony Gwynn Drive on March 11, 2004.

OFFICE ADDRESS: 100 Park Blvd., San Diego, CA 92101

OWNERSHIP: Owned 70 percent by the City of San Diego and 30 percent by the San Diego Padres for 30 years (through 2034), and 100 percent by the City thereafter.

BALLPARK OPERATOR: San Diego Padres Baseball Club, under a Joint Use & Management Agreement (JUMA) with City of San Diego.

NAMING RIGHTS SPONSOR: Petco Animal Supplies, Inc., San Diego, CA.

CAPACITY: 40,162 fixed seats, plus ADA accessible seating, ticking for numerous group/social spaces, and additional "Park Passes" that provide access to standing room locations throughout the ballpark and lawn seating in the Park at the Park.

SECURITY: Prior to the 2015 season, as part of a Major League Baseball initiative to strengthen and standardize security practices across the League, CEIA walk-through metal detectors were installed at all Petco Park entry gates and access points. In addition to pre-existing bag checks prior to entry, all guests must now be screened prior to entering the ballpark, with no exceptions.

PLAYING SURFACE: Bandera Bermuda overseeded with Ryegrass.

FIELD DIMENSIONS: Prior to the 2013 season, the Padres altered the dimensions of Petco Park. From the right field porch to the right center gap, the wall was moved in 11 feet, and at the deepest point in left center field, the fence was moved in from 402 feet to 390 feet. After the 2014 season, the club improved the left field seating area and in doing so, brought in the left field and left center field wall four feet.

Left-Field Foul Line: 336 feet

Left-Center: 386 feet

Straightaway Center Field: 396 feet

Right-Center: 391 feet


Right-Field Foul Line: 322 feet

OUTFIELD FENCES: Five feet tall from the Down the Line Suite presented by AMR in the corner of the Western Metal Supply Co. Building to the left field wall...seven feet tall from the left-field wall to the door that leads to the Padres bullpen at which point it increases to eight feet tall to the right side of the batter's eye. New in 2016, the wall in front of The Pier and the Sun Diego Beach has been reduced from seven feet, ten inches tall to five feet, two inches tall. At the right field wall, it goes back to eight feet tall for the 140-foot length of the wall and LED display...the fence tapers down to seven feet, six inches tall along the side of the trapezoid that forms the Home Run Porch in right

HIGH-DEF MAKEOVER

- Prior to the 2016 season, a new LED ribbon board (3.5-feet tall by 70-feet wide) manufactured by Daktronics was installed along the fascia of the top level of The Pier in right-center field.
- Prior to the start of the 2015 season, the Padres installed a state-of-the-art high definition video board.
- The board measures 61.2-feet tall by 123.6-feet wide, covering 7,564.32 square feet, the third-largest in Major League Baseball and the largest in the National League (Safeco Field, 56.7' x 201.5' - 11,425 sq. ft. and Kauffman Stadium, 105' x 84' - 8,820 sq. ft.).
- The video board itself, provided by Daktronics, is nearly five times the size of the previous video screen (30-feet tall by 53-feet wide; 1,590 square feet), which was in place since 2004 when Petco Park opened.
- The entire board can be run full-screen to show live action or video replays, or it can be split into sections for statistical information, graphics and animations.
- The video board's resolution is 1224x2472, with 3,025,728 total pixels.
- In addition, the new video board was accompanied by new LED ribbon boards spanning nearly 750 feet along the first and third base lines on the Toyota Terrace Level (3.6-feet tall), as well as on the left field grandstand fascia (7.5 feet tall by 130-feet wide).
- As part of the upgrade, Sony has also provided a state-of-the-art HD control room, including in-house production, broadcast and entertainment systems.
- Eight mini scoreboards located under overhangs in the seating bowl on the field level were also replaced and upgraded, as well as new 60" Sony TVs in the same areas.

field...remains at seven feet, six inches tall along the front of the Home Run Porch, and tapers back up to 10 feet tall along the side of the trapezoid that connects to the right field foul pole (the length of the fence that forms the Home Run Porch is 15 feet, 9 inches along the side nearest to center field, 25 feet, 3 inches along the front of the Home Run Porch at the first row of seats, and 15 feet, 9 inches along the side that connects to the right field foul pole).



PETCO PARK INFORMATION

LIGHTING: Petco Park took another major step toward energy sustainability prior to the 2016 season, with the installation of Musco's SportsCluster® LED™ system, in partnership with Cisterra Development. The Padres are the first team in the National League to install LED lighting. With specially designed optics, the new system cuts glare both inside and outside the ballpark, enhances television broadcasts and provides a stage-like atmosphere for spectators. Petco Park will be 95 percent LED by the 2016 All-Star Game.

Ten "racks," encompassing 460 light fixtures, all with 1,200-watt bulbs, except for 110, 130-watt housekeeping bulbs...the tallest light standards, which are in a vertical configuration, are atop the First Base and Third Base Towers – 205 feet above the playing field...other light standards, in a conventional horizontal configuration, are 190 feet above the field.

SIGHT LINES: Designed to provide the best and closest views of the game in Major League Baseball, re-directed seating angles maximize sight lines for baseball and comfort...all seats down the lines are angled toward home plate, to maximize views of the field from every seat...the top two decks are built on extended, 56-foot cantilevers to bring all seats lower and closer to the field.

SEAT SPECIFICATIONS: Prior to the 2016 season, 222 new seats manufactured by American Seating were installed in the Lexus Home Plate Club. Fixed seats elsewhere around the ballpark are manufactured by Hussey Seating and measure 19, 20 or 21 inches in width, depending on location...all seats are Pacific Blue in color.

PARK AT THE PARK VIDEO BOARD: Upgraded in 2014, the video board on the back of the Batter's Eye, facing the Park at the Park, is 17-feet high by 29-feet wide.

RIGHT FIELD LED RIBBON BOARD: In 2013, new LED ribbon boards were added to right field...upper right field board measures 6-feet high by 192-feet wide and the right field wall board measures 7-feet high by 104-feet wide...both boards provided by Daktronics.

AUDIO SYSTEM: Prior to the start of the 2014 season, Daktronics installed several new distributed loudspeakers in numerous locations, replaced speakers in other areas of the park as well as completely retuned the entire sound system to provide a base level of uniform system operations...all systems are tied together using the latest state-of-the-art Digital Signal Processing Systems.

CONCOURSE FLOORING: Between 2014 and 2015, approximately 255,000 square feet of concourse flooring was replaced with decorative waterproof, flake flooring system manufactured by Neogard and installed locally by KTM Coating.

DUGOUTS: The Padres dugout is located on the first-base side and is 57 feet long by 14 feet wide...the visitors', on the third-base side, is 46 feet long by 14 feet wide...both dugouts have steps that lead to the field for half their length, and a rail on the other half.

BACKSTOP NETTING: New backstop netting was installed prior to the 2016 season separating spectators behind home plate from the field of play. The netting, manufactured by Promats® Athletics, features the latest technology to minimize the appearance of the net and provide an optimal viewing experience, while maintaining high safety standards. The netting was extended in width from inside the home dugout to inside the visitor's dugout, in accordance with Major League Baseball's newest recommendations.

BULLPENS: The Padres bullpen in left field is 87' 8" long by 27' 8" wide, and elevated 3' 6" above field level...the visitors' bullpen was re-located from the field before the 2013 season...is now tiered behind the home bullpen, elevated another 3' 6". It is 80' 11" long and 27' wide. The visiting team pitches east to west, while the home team pitches west to east. Each bullpen has a separate entrance to the playing field.

BATTER'S EYE: Background for batters in center field is painted Pacific Blue, except for the side facing the Park at the Park, which is green...the structure houses an equipment storage room on the Field Level and "The Batter's Eye Porch," a pre- and post-game and special event area 30 feet high by 80 feet long in the Park at the Park...above this is a security command post and a 10-foot rotational sign that provides a solid background when batters are at home plate and offsets rotating panels between innings.

RETIRED NUMBERS: Prior to the 2016 season, Padres retired numbers were relocated from the top of the batter's eye to a more prominent location on the upper deck facade behind home plate. The retired numbers are now positioned above the Jerry Coleman Broadcast Center and adjacent press box. The numbers – No. 6, Steve Garvey; No. 19, Tony Gwynn; No. 31, Dave Winfield; No. 35, Randy Jones; No. 51, Trevor Hoffman; No. 42, Jackie Robinson (retired throughout Major League Baseball in 1997) – are in Padres yellow and flanked by the players' first and last name in white – the start of a Padres' ring of honor around the upper deck.

PADRES HALL OF FAME

- Efforts to showcase the organization's history throughout Petco Park will come to life in 2016, highlighted by the new Padres Hall of Fame, which will open on K Street behind the left field seating area before the 2016 All-Star Game at Petco Park.

TEAM CLUBHOUSE FACILITIES

- Clubhouses are located on the Field Level, with direct access to the dugouts and service corridor.
- The home clubhouse is approximately 16,500 square feet, including a 3,560 square foot locker room with 40 cubicles (4 feet wide), configured in a circle...the home clubhouse includes a 240 square foot video coaching area located near the home (first base) dugout, with access from inside and outside the clubhouse...other facilities include a 7,580 square foot, fully-equipped weight and exercise room, dry sauna, hydrotherapy room, player lounge and kitchen, manager's office, coaches' locker room, rehab room, medical facilities, offices, laundry, media interview room and storage.
- The visitors' clubhouse is approximately 8,990 square feet, including a 2,140 square foot locker room with 40 cubicles, training room, manager's office, coaches' locker room, weight and exercise room, player lounge and kitchen, laundry and storage.
- Internal batting and pitching tunnels (two for the home team, one for the visiting team) are located on the Service Level with access to the clubhouses and are fully-equipped, including cameras for video recording...tunnels are sized to accommodate two batters and/or two pitchers.
- Views to the home batting tunnel are available from the Lexus Home Plate Club through one-way glass so club patrons can observe players at work.
- Other facilities include an auxiliary locker room (approximately 2,040 square feet), with an operable partition, the umpires' locker room (approximately 910 square feet), a home team family waiting room, a visiting team family waiting room and a greenroom/VIP dressing room.

SEATING DECKS: Three (Field Level, Toyota Terrace Level, Upper Deck).

PARK AT THE PARK: A landscaped park of 2.8 acres beyond the outfield fence, featuring a video board on the back of the Batter's Eye, Picnic Hill (gently sloped area for lawn seating with views of the game and video board), "tot lot" play area, children's baseball diamond and portable concessions.

- Petco Park is the first Major League ballpark since Forbes Field in Pittsburgh (closed in 1970) to have a park adjacent to the outfield...The Park at the Park is a ticketed area and vital part of the baseball experience on game days, including admission to conveniences and amenities of the seating bowl with a Park Pass during ticketed events...it functions as a special events venue when there is no game and as a neighborhood park daily.

WESTERN METAL SUPPLY CO. BUILDING: The historic brick warehouse that housed the Western Metal Supply Company, which dates to 1909 and has ties to the Old West, was renovated and incorporated into the ballpark, with the left-field foul pole attached to its southeastern corner...the building holds the Padres Majestic Team Store on the first floor, 12 party suites (available on an individual game basis) on the second and third floors, a restaurant with terrace dining on the fourth floor, and another restaurant and group space on the rooftop, 80 feet above field level.

WI-FI: Introduced in 2012, the Padres provide wireless internet access to fans at Petco Park in partnership with Verizon.



PETCO PARK INFORMATION

OTHER UNIQUE FEATURES

- New in 2016 is a two-level social space in right-center field inspired by San Diego's beach lifestyle, featuring pilings and decking constructed from environmentally friendly recycled composite wood. The lower level, the Sun Diego Beach, will be utilized as a group space, while the upper level, The Pier, will be a multi-use area. In total, the space accommodates nearly 600 people in a standing room only capacity. The space was constructed in the location previously occupied by The Beachers seating area and The Beach play area. As part of the design, the children's sand play area was preserved and relocated to a space along K Street, further removed from the playing field and safe from balls in play. Partners on this project were San Diego-based architecture firm Larimer Design and Clark Construction.
- 2015's left field renovation project included the debut of several new social spaces and seating areas, including The Landing, a private 300-person group space immediately below the video board and the Down the Line Suite presented by AMR on the ground floor of the Western Metal Supply Co. Building. Also introduced in 2015 was the Hideaway presented by Deep Eddy Vodka down the left field line on the Toyota Terrace level.
- The On-Deck Suite, introduced in 2014, is an eight-person suite next to the visitor's dugout, giving fans an unprecedented view of the action...closer to the batter's box than the pitcher on the mound is.
- The Jack Daniel's Old No. 7 Deck, created in 2013, is nestled just beyond the wall in right field and houses 56 seats.
- Picnic Terraces, to the left of the Batter's Eye, have tiered picnic tables and are intended primarily as a group sales area.
- Palm Court Plaza, with 13 palm trees and 13,588 bricks, of which 10,842 are personalized, commemorative bricks.
- Omni San Diego Hotel and The Metropolitan (36 luxury condominiums on the top 11 floors of the hotel) connected to the main concourse by a pedestrian skybridge.
- The audio and video graphics to celebrate Padres players' home runs at Petco Park have a distinct military and nautical flavor. The sound of a ship's horn is an actual recording of the horn of the Navy's USS Ronald Reagan (CVN-76) nuclear aircraft carrier, which was formerly home-ported in San Diego. To accompany the horn, fireworks blast from the top of the video board during night games.

ARCHITECTURAL FEATURES

- Seating bowl "fractured" by first base and third base Towers housing vertical light standards and other elements to create distinctive "seating neighborhoods."
- First base and third base Garden Buildings house concession areas, premium seating club membership lounges, offices, restrooms and other programming elements usually housed inside a ballpark.
- Spacious concourses and terraces afford outstanding views of San Diego Bay, Coronado Bay Bridge, downtown skyline, Pacific sunsets, glimpses of Balboa Park and mountains to the east.

LANDSCAPE

- Entire ballpark is designed and landscaped to "be a garden."
- Landscape includes plants inside as well as outside, vines and flowering vegetation spilling over bridges, walkways and trellises.
- Wall of flowing water at Home Plate Plaza captures the spirit of San Diego's casual, coastal lifestyle.
- Garden Buildings feature bougainvillea and colorful planters. Jacaranda trees line the main entrance, Home Plate Plaza features coral trees at the top of the staircase and palms, and Palm Court Plaza features signature palm trees.
- Park at the Park features landscaped lawn, flowering trees, shrubs, gardens with perennials and annuals selected to bloom in sequence throughout the year, and plantings that evoke the gardens of Balboa Park and the flower fields of Carlsbad.
- Landscape and vegetation selected to be "water-wise," low allergenic, and environmentally responsible, requiring minimal use of pesticides and toxic chemicals.

MORE THAN A BALLPARK

In addition to serving as the home of the Padres, Petco Park also hosts concerts, special events and other sporting events. In November 2015, it hosted the inaugural nine-hole golf event The Links at Petco Park, in partnership with Callaway Golf. The venue transitioned into an outdoor hoops arena for the Bill Walton Basketball Festival, featuring a week of community events, tournaments and high school games, culminating in the SDSU vs. USD men's basketball game. Finally, Petco Park hosted its second annual Holiday Wonderland event in December, where guests experienced the magic of the holidays throughout the ballpark. In early 2016, the park welcomed monster trucks and dirt bikes back, as host of Monster Jam and Monster Energy Supercross. The inaugural World Baseball Classic semi-finals and final were played at Petco Park in 2006, with the site playing host to second-round games in 2009. Petco Park has hosted the 2014 Davis Cup, The USA SEVENS Rugby tournament, and international soccer matches including the Tijuana Xolos. Petco Park also serves as a year-round concert venue, having hosted The Rolling Stones (November 2005 and May 2015), Madonna (November 2008) Sir Paul McCartney (September 2014), and most recently, Taylor Swift (August 2015). In May 2016, Billy Joel will play Petco Park, his only California show this year.

ENVIRONMENTAL FEATURES: An agreement with the Environmental Health Coalition comprehensively addressed issues of air and water quality, urban runoff, removal of hazardous materials, and use of pesticides and toxic chemicals in the construction and operation of the ballpark...progressive recycling and waste management programs also help make Petco Park one of the greenest ballparks in Major League Baseball.

CONCESSIONAIRE/FOOD SERVICE AND RETAIL PROVIDER: Delaware North Companies' Sportservice Corporation.

PADRES MAJESTIC TEAM STORE: On the ground floor of the Western Metal Supply Co. Building, with entrances from Seventh Ave. and Palm Court Plaza.

ENTRANCE/EXIT GATES:

- Home Plate Plaza at Park Blvd. and Tony Gwynn Drive
- Palm Court Plaza at Gaslamp Gate, Seventh Avenue and K Street
- East Village Gate at 10th Avenue and K Street
- Park Boulevard Gate at 10th Avenue
- Downtown Gate to Park at the Park at Eighth Avenue and J Street
- Balboa Gate to Park at the Park at Ninth Avenue and J Street

POINTS OF ENTRY: 41

TICKET WINDOWS: 38 total – 31 open to the street and seven internal

- Home Plate Plaza: 18 windows, street level, shaded
- Western Metal Building: nine windows, all open to street
- Right Field Grandstand: six windows, four open to street, two to concourse
- The Mercado: three windows, advance sales, open to Main Concourse
- First Base Tower: two windows, advance sales and Padres Ticket Office


ACCESSIBILITY:

- At least 1% of all fixed seats are semi-ambulant, and at least 1% is reserved for wheelchair and companion with removable arm seats.
- Wheelchair and companion seating is available in all seating categories, dispersed proportionately throughout the three seating levels, and equally distributed in areas exposed to the sun and in shade.
- All concession stands are accessible.
- All restrooms are equipped with accessible water closets.
- All ramps and elevators were designed to exceed federal and state requirements for people with disabilities.

PETCO PARK INFORMATION

MR. PADRE

The nine-foot, 1,200-pound bronze likeness of "Mr. Padre" was unveiled at the Park at the Park prior to the Padres-Phillies game on July 21, 2007 as part of "Tribute to Tony Weekend," honoring the 2007 National Baseball Hall of Fame inductee. The statue was molded by sculptor William Behrends, whose artistic credits include a statue of Willie Mays at San Francisco's AT&T Park. The statue and surrounding plaza includes bricks with personalized messages from fans to Gwynn.



ARCHITECTS: HOK Sport+Venue+Event, Kansas City, MO, Executive Architect. (Joseph E. Spear, AIA, Senior Principal).

Antoine Predock Architect, Albuquerque, NM, Design Architect
Spurlock Poirier, San Diego, CA, Landscape Architect. (Andrew J. Spurlock, Principal)

ROMA Design Group, San Francisco, CA, Master Plan Architect, Ballpark District. (Boris Dramov, President)

Heritage Architecture & Planning, San Diego, CA, Restoration Architect (Milford Wayne Donaldson, AIA, Principal)

DEVELOPMENT MANAGER: Hines, Houston, TX. (Rick Vogel, Vice President, Project Manager).

GENERAL CONTRACTOR: San Diego Ballpark Builders – A Joint Venture of Clark Construction Group, Inc., Roel Construction Company, and Douglas E. Barnhart, Inc. (Officer in Charge: Alan Petrask, Senior Vice President, Clark Construction. Project Executive: Jim McLamb, Vice President, Clark Construction).

THE COLONEL

On September 15, 2012, the Padres honored the late Jerry Coleman's 70 years in baseball and 40 with the Padres with a pregame ceremony at Petco Park, during which the club unveiled a bronze statue of Coleman at the ballpark, which stands 7.5' tall, weighs 650 lbs. and depicts Coleman in the uniform he wore as a pilot in the Marine Corps. San Diego Mayor Jerry Sanders proclaimed the day "Jerry Coleman Day."



BALLPARK CONSTRUCTION COST: \$298 million

BALLPARK PROJECT COST: \$474 million, including land assemblage, infrastructure work, and implementation agreement obligations.

BALLPARK DISTRICT: 26 blocks bordered by Market Street to the north, Harbor Drive and Sixth Avenue to the west, 12th Avenue to the east, and Imperial Avenue to the south.

HISTORIC RESOURCES: In addition to the Western Metal Supply Co. Building, several other historic resources in the Ballpark District are being preserved in accordance with a 1999 Settlement Agreement between the National Trust for Historic Preservation, the Save Our Heritage Organization (SOHO), the Padres, the City of San Diego, the Centre City Development Corporation and JMI Realty...Schieffer & Sons Warehouse on J Street and Showley Brothers Candy Factory (Bumble Bee Foods), parts of Levi Wholesale Grocery Building (Kvaas Construction), and Wellman Peck Warehouse (TR Produce) on the north side of J Street are to be preserved and adaptively re-used.

PETCO PARK FIRSTS

FIRST GAME: April 8, 2004 vs. San Francisco

ATTENDANCE: 41,400 (sellout)

FIRST PITCH: 7:08 pm PDT

TEMPERATURE: 64 degrees

PADRES STARTING LINEUP: 3B Sean Burroughs, 2B Mark Loretta, RF Brian Giles, 1B Phil Nevin, LF Ryan Klesko, CF Jay Payton, C Ramon Hernandez, SS Khalil Greene, P David Wells

BATTER: Giants 2B Ray Durham

HIT: Padres RF Brian Giles single to center in the bottom of the 1st

RUN: Padres SS Khalil Greene in the bottom of the 3rd

SINGLE: Giles in the 1st

DOUBLE: Padres 3B Sean Burroughs in the bottom of the 3rd

TRIPLE: Giles in the bottom of the 4th on April 11, 2004 vs. SF

HOME RUN: Giants CF Marquis Grissom in the top of the 10th

PADRES HOME RUN: Padres 2B Mark Loretta in the bottom of the 1st on April 15, 2004 vs. the LAD

RBI: Burroughs in the bottom of the 3rd

STOLEN BASE: Padres P Adam Eaton and 3B Burroughs double steal in the bottom of the 7th on April 13 vs. LAD

STRIKEOUT: Padres CF Jay Payton in the bottom of the 2nd

WALK: Giles in the bottom of the 3rd

ERROR: Giants 2B Durham in the bottom of the 4th on April 11, 2004

PITCH: Padres David Wells (called strike)

WINNING PITCHER: Padres Eddie Oropesa

LOSING PITCHER: Giants Matt Herges

SAVE: Padres Trevor Hoffman on April 10, 2004 vs. SF

DAY GAME: April 18, 2004 vs. ARI

NON-MLB EVENT: University of Houston vs. San Diego State on March 11, 2004

CONCERT: The Rolling Stones on November 11, 2005

* Firsts are from April 8, 2004 unless noted.



Wayne Partello
SVP, Chief Marketing Officer



Shana Wilson
Director, Communications



Josh Ishoo
Sr. Manager, Player/Media Relations



Danny Sanchez
Coordinator, Communications



Darren Feeney
Coordinator, Media Relations

MEDIA GUIDELINES

CREDENTIALS: Media credentials shall be issued to working members of the media only and are non-transferable. The Padres shall issue full-season credentials to those media members who will cover the club on a regular basis throughout the season. Credentials will be issued on a game-by-game basis to members of the media who expect to cover the team periodically throughout the season. Credentials provide access to areas of Petco Park as designated on each individual credential. Any unauthorized use of a credential shall result in confiscation of the credential and ejection from Petco Park.

Credential requests can be made online at <https://credentials.mlb.com> no later than 24 hours before the requested date. All questions and inquiries regarding credentials should be directed to the Padres Communications office at credential@padres.com. Credentials may be picked up at the VIP/Media Gate within Home Plate Plaza beginning four hours before game time.

PARKING: Media parking is available on a limited basis in the Lexus Premier surface lot and MTS Garage on the corner of Park Boulevard and Imperial Avenue, conveniently located near the VIP/Media Gate. Please contact the Padres Communications Department to arrange for parking passes that provide complimentary admission to a parking lot.

CLUBHOUSE ACCESS: The Padres clubhouse opens only to media with approved credentials. The clubhouse will be open for a period of at least one hour before each game, typically around three and one-half hours before game time but earlier on days with early batting practice. Please check with the Padres communications department for timing. The clubhouse will always close once the team takes the field for batting practice. No still photographers will be granted pre-game clubhouse access. While clubhouses are closed, approved media may access the field and dugouts through the tunnel located alongside the press elevator behind homeplate. Following all games, the clubhouse opens no later than 10 minutes after the final out.

The Padres clubhouse is located on the first base side and the visitors clubhouse on the third base side. Access to the visiting clubhouse shall be regulated by the visiting club.

The Padres clubhouse may be closed at any time at the discretion of the manager or a club Communications representative.

All non-BBWA credential holders must sign in before entering the clubhouse. As per Major League Baseball guidelines, the umpires' dressing room is off limits to the media.

FIELD ACCESS: Members of the media whose credentials provide for field access are asked to be respectful of players and coaches who are preparing for a game, and, for their own safety, to remain in foul territory, between first and third base at all times. Members of the media are asked to refrain from conducting interviews during stretch and batting practice. No one under the age of 18 is permitted on the field.

PRESS BOX: The Petco Park press box is located on the Toyota Terrace Club Level. To access the press box from the service level, please take the press elevator to the Toyota Terrace Club Level.

Press box seating is available to accredited members of the working media on assignment only. Credentialed members of the media without an assigned press box seat may sit at any unassigned location in the top row of the press box. The Padres ask for the cooperation of the media in maintaining a professional working environment. Cheering, rooting or clapping of any kind for either team in the press box shall result in credential revocation and ejection from the ballpark.

GAME INFORMATION: Statistics and game notes for both clubs are made available in the press box and on PadresPressBox.com at least two hours prior to game time. Starting lineups are distributed as soon as they are available from both teams. Following the game, post-game notes, official boxscores, play-by-play reports and updated statistics will be made available approximately 10 minutes after the final out.

WIRELESS INTERNET: Complimentary Wireless Internet access is available in the press box. Contact the Communications Department for details or view signage in the press box area.

INTERVIEW REQUESTS: Requests to interview Padres players or coaches should be made through the Communications Department at least one day in advance.

AUTOGRAPHS/PHOTOS PROHIBITED: All credentialed members of the media are prohibited from requesting autographs, equipment or photos from players AT ALL TIMES. Any violation of these guidelines will result in immediate revocation of the credential and could bar future use.

PHONE USAGE/LIVE TRANSMISSIONS: The use of cellular phones, including text messaging, is prohibited in the dugout and in both clubhouses. Live transmissions are permitted from Petco Park by non-rightsholders prior to and after every game telecast.

BASEBALL WRITERS' ASSOCIATION OF AMERICA SAN DIEGO CHAPTER

Scott Miller
(Chairman)
Bleacher Report

Bernie Wilson
(Vice Chairman)
Associated Press

John Maffei
(Secretary/Treasurer)
San Diego Union-Tribune

Kevin Acee
San Diego Union-Tribune

Dennis Lin
San Diego Union-Tribune

Bryce Miller
San Diego Union-Tribune

Jeff Sanders
San Diego Union-Tribune

Larry Graham
San Diego Union-Tribune

Corey Brock
MLB.com

Kazumi Gillespie
Tokyo Chunichi Sports

Jay Paris
At Large

LIFETIME MEMBERS

Nick Canepa

Bill Center

Bill Dickens

Gary Hyvonen

Tom Krasovic

Chris Jenkins



SAN DIEGO

For the fifth consecutive season more than 150 games, as well as 10 Spring Training contests, will be televised live on FOX Sports San Diego. Hall of Fame broadcaster and 2015 Ford C. Frick award recipient, Dick Enberg returns for what will be his final season in the broadcast booth alongside former Padres starting pitcher, Mark Grant. Joining the FOX Sports San Diego team in 2016 is former Red Sox play-by-play announcer Don Orsillo and sideline reporter Julie Alexandria. Padres Live pre-game and post-game shows, hosted by FOX Sports San Diego's Mike Pomeranz with analysis by Mark Sweeney, will continue to surround game coverage providing viewers with live commentary from FOX Sport San Diego's state-of-the-art set at Petco Park during home games and in-studio during road games. In addition to game-day coverage, other can't miss Padres-related programming on FOX Sports San Diego includes #SDLive, Padres POV hosted by newcomer Michelle Margaux, Cup of Coffee with Dick Enberg, Spotlight, Padres Social Hour, and more. FOX Sports San Diego can be seen locally in San Diego on Cox Cable channels 56 and 1056 (HD), DIRECTV channels 694, AT&T U-verse channels 776 and 1776 (HD), DISH channel 408 and Verizon channels 80 and 580 (HD).

The San Diego Padres are in the 13th year of their broadcasting relationship with The Mighty 1090, the club's English flagship station. All Padres regular-season games are broadcast live on 1090 AM with Ted Leitner and Jesse Agler providing play-by-play and color commentary along with new addition, Don Orsillo, for select games. The Mighty 1090 is also the home of the MLB Playoffs and the World Series in San Diego and is the radio flagship of the San Diego State Aztecs.



All regular-season Padres games will air live in Spanish on XEMO 860 AM, which is in its 14th season as the club's Spanish flagship station. Eduardo Ortega returns for his 30th season calling Padres games and will be joined again by Carlos Hernandez, who returns for his fourth season, to provide the play-by-play and color commentary in 2016.

2016 marks the third season of **Padres Social Hour**, a daily multimedia hour-long interactive pregame show that debuted in 2014. *Padres Social Hour* airs live on padres.com, and is simulcast on FOX Sports San Diego and ESPN 1700. The club-produced show, with new host Mike Janela, airs prior to FOX Sports San Diego's pregame show, *Padres Live*, and encourages fans to join the conversation using #PadresSH. Janela will be joined by a rotation of co-hosts, including Padres Hall of Famer Randy Jones and longtime Padres beat writer Bill Center. Each show features appearances by special guests, including players, coaches and front office executives. More information on *Padres Social Hour* is available at Padres.com/socialhour.





TED LEITNER

2016 marks Ted Leitner's 37th season behind the microphone for "My Padres."

Now in his 39th year broadcasting in San Diego, Leitner is also the voice of San Diego State University Aztecs football and basketball.

Leitner spent 25 years (1978-2002) as sports anchor for KFMB-TV (CBS 8) in San Diego.

Leitner's previous play-by-play credits include the National Football League's San Diego Chargers and Philadelphia Eagles, the National Basketball Association's San Diego Clippers, the University of Oklahoma and the University of Connecticut.

Leitner studied TV and radio broadcasting at Oklahoma State University and earned his Master's degree in communications from the University of Oklahoma in Norman.

A fixture in the San Diego community, he has served as master of ceremonies at several Padres events over the years, including Opening Day ceremonies, the club's annual awards dinner, Padres Hall of Fame induction ceremonies and 2012's Jerry Coleman Day, honoring Coleman's 70 years in baseball.

Leitner has six sons: twins Nicholas and Ryan, Mark, Matthew, Jordan and Teddy, and one daughter, Kristin.



JESSE AGLER

2016 marks Jesse Agler's third season as a member of the Padres' broadcast team, his first as a primary voice for Padres radio broadcasts on the club's flagship station, The Mighty 1090. Agler previously served as the host of Padres Social Hour, as well as the club's fill-in play-by-play announcer.

Agler joined the Padres front office in February 2014 as director of content, a role in which he oversaw all club digital and social operations, including the integration of content for padres.com and Padres social media accounts.

Having come to San Diego by way of Miami, Agler spent the previous four seasons as the pregame, halftime and postgame host on the Dolphins Radio Network, also calling select preseason games during that time period. In 2013, he did television play-by-play for the Dolphins' preseason games on CBS-4.

In addition to his gameday duties, Agler hosted The Finsiders, the Miami Dolphins' daily multimedia talk show, airing on radio (940-WINZ), Dolphins.com and FOX Sports Florida. He also served as host of the TV show Finsiders Final Drive, which airs weekly on FOX Sports Florida and locally in Miami on the NFL Network.

Agler began his professional career in 2005, and has since hosted several radio shows in the South Florida market. His experience includes serving as pregame, halftime and postgame radio host for the then-Florida Marlins, the Florida Panthers and the University of Miami Hurricanes' football and basketball teams. Agler has also previously been the fill-in play-by-play announcer for the Marlins.

A graduate of the University of Miami, Agler's first job was calling baseball games for the Elkhart (KS) Dusters of the Jayhawk League. Agler and his wife, Tovah, reside in San Diego.



DICK ENBERG

In 2016, Dick Enberg returns for his seventh and final season as the primary play-by-play voice for Padres television broadcasts, having been part of the on-air team that helped launch the new regional sports network FOX Sports San Diego in 2012.

Renowned as one of the greatest sports broadcasters of all time, Enberg worked for CBS Sports for 11 years prior to joining the Padres, most recently serving as a play-by-play voice for the network's coverage of the NFL, college basketball and the U.S. Open Tennis Championship. He also contributed to coverage of the Masters® and PGA Championship broadcasts on CBS Sports.

Prior to CBS, Enberg spent 25 years at NBC Sports, covering countless major events, including the memorable 1979 Michigan St.-Indiana St. game. He began his full-time

broadcasting career in 1965 in Los Angeles as the radio and television voice of the California Angels, UCLA California Sportscaster of the Year on four occasions.

Last July, Enberg received the 2015 Ford C. Frick Award for broadcasting excellence from the National Baseball Hall of Fame in Cooperstown, N.Y., making him one of only two individuals to have earned entry into each of the Baseball, Football (Rozelle Award) and Basketball (Gowdy Award) Halls of Fame.

Enberg also has been inducted into the National Sports Broadcasting Hall of Fame and the National Sportscaster and Sportswriters Hall of Fame, as well as the Rose Bowl Hall of Fame.

The many accolades Enberg has received for his work include 14 Emmy awards, nine Sportscaster of the Year awards, the Ronald Reagan Media Award and the Victor Award, recognizing the top sportscaster of the past 40 years.

Enberg holds the distinction of being the only person to win National Emmy awards as a sportscaster, a writer and a producer, and in 2000, he received the prestigious Lifetime Achievement Emmy award.

In February 1998, he became just the fourth sportscaster to be honored with a star on the Hollywood Walk of Fame.

Enberg is the author of two best-selling books: Dick Enberg's Humorous Quotes for All Occasions and his autobiography, Oh My. He has also written a successful one-man, one-act play, "McGuire," which features the wit and wisdom of former coach-colleague, Al McGuire.

A native of Armada, Mich., Enberg began his broadcasting career as a student at Central Michigan University. After graduating with a bachelor's degree in 1957, he went on to earn a master's degree (1958) and doctorate from Indiana University (1962). He taught health education at Indiana University and for four years at Cal State Northridge, where he was also the assistant baseball coach of the Matadors. Enberg has been named a Distinguished Alumnus by both Central Michigan University and Indiana University. He resides in San Diego with his wife, Barbara.

OH MY!

Below is a look at Dick Enberg's broadcasting experience built-up over a 50-year career:

- 42 NFL seasons
- 28 Wimbledons
- 23 French Opens
- 15 NCAA Men's Basketball Championships
- 12 U.S. Open Tennis Championships
- 10 Super Bowls
- 9 Rose Bowls
- 6 Orange Bowls
- 4 Olympic Games
- 8 Australian Opens
- 3 Ryder Cups
- 3 MLB Playoffs
- 3 Heavyweight Boxing Championships
- World Series
- NBA Playoffs
- NBA All-Star Game
- Breeder's Cup Horse Racing





DON ORSILLO

Don Orsillo makes his debut as a member of the Padres' broadcast team in 2016. He will call select games for both television and radio broadcasts this season, before assuming the television play-by-play duties full time in 2017.

Orsillo comes to San Diego from Boston, where he spent the past 15 seasons with NESN as the primary play-by-play announcer for the Red Sox. While at NESN, Orsillo also hosted the weekly Red Sox Report, as well as the offseason weekly program Hot Stove Live.

In addition his postseason experience with the Red Sox, Orsillo called MLB Division Series games on TBS from 2007 to 2013.

Orsillo's broadcasting repertoire also includes college basketball and hockey, having called both Boston College basketball games and Hockey East matches on NESN, as well as Providence College basketball games on the Big East Network/ESPN PLUS.

Orsillo's numerous accolades include two Emmy Awards for outstanding play-by-play (2003 and 2004) and two New England Sports Best Play-by-Play awards (2014 and 2015). He was named Massachusetts Sportscaster of the year in 2005.

Through his role with the Red Sox, Orsillo has appeared in a number of motion pictures, including 2013's *The Heat*, 2010's *The Town* and 2005's *Fever Pitch*.

A graduate of Northeastern University, Orsillo began his broadcasting career in minor league baseball, calling games for the Pittsfield Mets (1991-92), Binghamton Mets (1993-95), and Pawtucket Red Sox (1996-2000). He also has previously called minor league hockey (Springfield Indians/Falcons 1991-96).

Orsillo has two daughters: Sydney, 15, and Madison, 13. He now resides in Coronado.



MARK GRANT

Mark Grant returns to FOX Sports San Diego in 2016 for his 21st season as color analyst for Padres television broadcasts.

No stranger to San Diego baseball, Grant pitched for the Padres from 1987-90. Originally selected by the San Francisco Giants with the 10th pick in the first round of the 1981 Draft out of Joliet (IL) Catholic High School, he played parts of eight Major League seasons with San Francisco, San Diego, Atlanta, Seattle, Houston and Colorado. Grant went 22-32 with eight saves and a 4.31 ERA in 233 games (58 starts). He recorded a career-high eight wins and posted a 3.33 ERA for the Padres in 1989.

Grant began his broadcasting career at KFMB Radio in 1994 as a sports anchor and talk show host. After retiring from baseball in 1995, he provided analysis on Prime Sports' Padres broadcasts in 1996, then joined Channel 4 San Diego upon its inception in 1997. In 2012, he was part of the on-air team that helped launch the new regional sports network FOX Sports San Diego.

Grant is active in the community, having worked closely with the Rady Children's Hospital Foundation for the last 20 years. He has been associated with the Cystic Fibrosis Foundation of San Diego since 1987, and also works with the Down Syndrome Association of San Diego. Additionally, he serves as a spokesperson for St. Madeleine Sophie's Center in El Cajon, a vocational and educational center for developmentally disabled adults.

Grant and his wife, Mary, reside in Alpine with their daughter, Alexis, and two sons, Andrew and Aidan.



EDUARDO ORTEGA

Eduardo Ortega, the Spanish-language voice of the Padres, will be calling Padres games for the 30th season in 2016, his 36th year in the broadcasting business. Ortega does play-by-play for both Spanish radio (XEMO) and Spanish television (FOX Deportes) broadcasts.

One of the most highly regarded Spanish-language sports broadcasters in the business, Ortega has broadcast in the postseason since 1993 for various outlets, including CBS Hispanic Radio Network, Cadena Caracol, LBC Radio Network and ESPN Deportes radio.

He has called 16 MLB All-Star Games, 21 World Series and five no-hitters. Milestones Ortega has called include Tony Gwynn's and Ricky Henderson's 3,000th hits, Randy Johnson's 4,000th strikeout, Mark McGwire's 500th homerun, Barry Bonds' 700th and 755th home runs, Trevor Hoffman's breaking of the all-time saves record, Hoffman's 500th career save, and four of San Diego's five division titles.

Ortega handled the play-by-play worldwide telecasts of the Caribbean Series for Galavision and Fox Sports for 11 seasons and was the lead Spanish play-by-play voice for the World Baseball Classic in 2006, 2009 and 2013.

In addition to his time with the Padres, Ortega served one season (1991) as the voice of the San Francisco Giants, four years as play-by-play announcer for the Tijuana Potros of the Mexican-Pacific Winter League, two seasons broadcasting for Tijuana's team in the northern Sonora Double-A Summer League, and one year as the voice of the Cotton Growers of Torreon, in the Mexican Summer League. Since 2005, he has been the radio voice of the Mexicali Aguilas in the Liga Mexicana del Pacifico, and starting in 2015, on the national cable television network Megacable.

In 2015, Ortega was inducted into the Hispanic Heritage Baseball Museum Hall of Fame. Prior to that, in 2012, he was inducted into the Tijuana Sports Hall of Fame. He also was honored in 2004 by the Tijuana sports media with a Career Achievement Award, and the Mexican Federation of Sportscasters celebrated his 25th anniversary in broadcasting and his multiple contributions to the industry.

In addition, Ortega was named Sportscaster of the Year by the Sportswriters Association of Tijuana in 1997 and Sports Ambassador of Tijuana by the city's mayor in 1998.

Ortega is a Tijuana native and a long-time San Diego resident.



CARLOS HERNANDEZ

In 2016, Carlos Hernández enters his fifth season as the main Padres color analyst on FOX Deportes, following a Major League playing career that spanned 11 seasons with the Los Angeles Dodgers (1990-96), San Diego Padres (1997-2000) and St. Louis Cardinals (2000).

Signed by the Dodgers as a free agent in 1984, Hernández became the second Venezuelan catcher in MLB history, following Bo Díaz. He made his Major League debut in 1990 with the Los Angeles Dodgers. A highly skilled defensive player, Hernández spent his Dodgers career (1990-96) mainly as a back-up catcher to Mike Scioscia and Mike Piazza, appearing in 230 games, with 133 starts. He signed with the Padres as a free agent and in his first full season as a regular catch for the organization, Hernández batted .262 with 9 home

runs and 52 RBI in 129 games played.

Hernández finished his career batting .253 (315-1244) with 24 home runs, 141 RBI, 102 runs, 51 doubles, one triple and one stolen base in 488 games played. In 22 postseason games, he hit .299 (20-67) with one home run and two RBI.

In 2004, Hernández successfully led the Toros de Tijuana to the playoff as manager of the Mexican Summer League team.

Hernández returned to the Padres organization in 2005, serving as the club's catching coordinator until 2007. He served as manager of the prestigious Leones del Caracas Venezuelan Winter League club from 2006-08.



SPRING TRAINING



The Padres will spend their 23rd Spring Training in Peoria, Ariz. in 2016. Peoria Sports Complex, located 20 miles northwest of downtown Phoenix, serves as the spring home for both the Padres and the Seattle Mariners.

The complex has separate practice facilities for the Padres and Mariners, both renovated in 2014. Each facility has six full fields with four diamonds laid out in a cloverleaf formation, as well as a half-field for infield and baserunning drills and a covered area that houses four batting cages. Each organization has their own building for administrative offices, Major League and minor league clubhouses, weight and training rooms and media workrooms.

Peoria Stadium underwent profound transformations beginning in the summer of 2014. Highlights of the transformation include:

- New 2,400 square foot team store
- New upper level terrace for group functions with new concessions stand, bar and restrooms
- Expanded ticket office and relocated customer service windows
- Renovated entrance gates and administrative offices
- New fixed seats with cup holders as well as new seats along the first and third baselines and field level seating behind home plate
- The Colonnade, a new group space down the third base line was installed in 2016 featuring an upscale catering menu, TV's, private restrooms, full bar and viewing patio for groups of up to 200
- New outfield pavilion in left field to accommodate groups of 20-300 as well as widened pedestrian walkway around the outfield
- Accessible seating platforms added as well as an ADA accessible ramp to the stadium field
- Painting of entire stadium facade and shade trellis to compliment the team clubhouses
- Public restroom upgrades
- Infrastructure upgrades to water, fiber and information technology

The working press box at Peoria Stadium has space for 35 writers and five separate broadcast booths. To reserve broadcast booth space, please contact the Padres Media Relations Department at (623) 412-4000.

PEORIA SPORTS COMPLEX

8131 W. Paradise Lane
Peoria, AZ 85382
(623) 486-7000

OwnerCity of Peoria
First Game.....Padres vs. Mariners, March 2, 1994
Seating Capacity12,339

Outfield Dimensions:
Left Field Line340 ft.
Left-Center385 ft.
Center Field410 ft.
Right-Center385 ft.
Right Field Line340 ft.

Media Relations Phone Number: (623) 412-4000
Press Box Phone Number: (623) 412-4215

Media Relations Fax Number: (623) 486-9341
Baseball Operations Fax Number: (623) 486-7154

PADRES ANNUAL SPRING TRAINING RESULTS

YEAR	RECORD	ATTENDANCE	YEAR	RECORD	ATTENDANCE	YEAR	RECORD	ATTENDANCE
1969	10-15	14,987	1985	11-15	61,421	2001	17-11	77,035
1970	14-12	17,991	1986	16-14	62,103	2002	18-15	83,777
1971	11-14	16,540	1987	13-16	59,531	2003	8-17-2	88,709
1972	12-8	13,437	1988	11-16	59,485	2004	11-20	77,918
1973	6-16	13,735	1989	18-8	69,541	2005	16-14	96,522
1974	10-10	15,748	1990	12-2	23,481	2006	17-11	85,443
1975	10-10	16,462	1991	15-12	63,298	2007	17-14	100,063
1976	8-7	10,420	1992	13-15	63,071	2008	12-14-4	132,361
1977	16-10	24,279	1993	13-15	64,142	2009	10-21	88,794
1978	15-13	30,270	1994	11-18	91,011	2010	18-10	79,671
1979	9-11	35,180	1995	3-8-1	38,375	2011	13-17-1	75,906
1980	8-10	27,881	1996	20-13	75,385	2012	20-16	87,962
1981	12-13	30,972	1997	20-11	82,752	2013	16-21	92,638
1982	15-8	29,788	1998	19-10-3	104,995	2014	11-13-6	81,212
1983	12-13	47,000	1999	20-12-1	104,975	2015	17-12-1	106,328
1984	13-17	50,262	2000	16-14	96,359	Total	622-592-63	2,870,217

PETCO PARK SEATING



SEATING SECTIONS	
Field VIP	Left Field Upper Box
Premier Club	Left Field Reserved
Field Infield	Right Field Lower Box
Field Plaza	Right Field Lower Reserved
Field Box	Right Field Upper Box
Field Reserved	Right Field Upper Reserved
Field Pavilion	Upper Box Infield
Toyota Terrace VIP	Upper Box Reserved
Toyota Terrace Plaza	Upper Infield
Toyota Terrace Reserved	Upper Box Pavilion
Toyota Terrace Pavilion	Upper Reserved
Left Field Lower Box	Park At The Park
Left Field Row A & B	

MISCELLANEOUS



2016 SAN DIEGO PADRES

MEDIA GUIDE

APRIL							SD	
SUN	MON	TUE	WED	THU	FRI	SAT		
					1	2		
3	4 LAD 4:05	5 LAD 7:10	6 LAD 6:10	7	8 COL 1:10	9 COL 5:10		
10 COL 1:10	11 PHI 12:05	12 PHI 4:05	13 PHI 4:05	14 PHI 10:05	15 ARI 7:40	16 ARI 5:40		
17 ARI 1:40	18	19 PIT 7:10	20 PIT 7:10	21 PIT 6:10	22 STL 7:40	23 STL 5:40		
24 STL 1:40	25 SF 7:15	26 SF 7:15	27 SF 12:45	28	29 LAD 7:10	30 LAD 6:10		

JULY							SD	
SUN	MON	TUE	WED	THU	FRI	SAT		
					1 NYY 7:40	2 NYY 7:10		
3 NYY 1:40	4 ARI 6:10	5 ARI 6:40	6 ARI 6:40	7 LAD 7:10	8 LAD 7:10	9 LAD 4:15		
10 LAD 1:10	11 HR DERBY	12	13	14	15 SF 7:40	16 SF 5:40		
17 SF 1:40	18 STL 5:15	19 STL 5:15	20 STL 5:15	21 STL 4:15	22 WAS 4:05	23 WAS 4:05		
24 WAS 1:40 CIN 1:45 31	25 TOR 4:07	26 TOR 4:07	27 TOR 9:37	28	29 CIN 7:40	30 CIN 5:40		

MAY							SD	
SUN	MON	TUE	WED	THU	FRI	SAT		
1 LAD 1:10	2 COL 7:10	3 COL 7:10	4 COL 12:40	5 NYM 7:10	6 NYM 7:40	7 NYM 5:40		
8 NYM 1:40	9 CHC 5:05	10 CHC 5:05	11 CHC 5:05	12 MIL 5:10	13 MIL 5:10	14 MIL 4:10		
15 MIL 11:10	16	17 SF 7:10	18 SF 7:10	19 SF 6:10	20 LAD 7:40	21 LAD 7:10		
22 LAD 1:40	23 SF 7:15	24 SF 7:15	25 SF 12:45	26	27 ARI 6:40	28 ARI 7:10		
29 ARI 1:10	30 SEA 1:10	31 SEA 12:40						

AUGUST							SD	
SUN	MON	TUE	WED	THU	FRI	SAT		
	1 MIL 7:10	2 MIL 12:40	3 MIL 12:40	4	5 PHI 7:40	6 PHI 5:40		
7 PHI 1:40	8	9 PIT 4:05	10 PIT 4:05	11 PIT 9:35	12 NYM 4:10	13 NYM 4:10		
14 NYM 10:10	15 TB 4:10	16 TB 4:10	17 TB 10:10	18 ARI 7:10	19 ARI 7:40	20 ARI 5:40		
21 ARI 1:40	22 CHC 7:10	23 CHC 7:10	24 CHC 12:40	25	26 MIA 4:10	27 MIA 4:10		
28 MIA 10:10	29	30 ATL 4:10	31 ATL 4:10					

JUNE							SD	
SUN	MON	TUE	WED	THU	FRI	SAT		
			1 SEA 7:10	2 SEA 6:10	3 COL 7:40	4 COL 7:10		
5 COL 6:10	6 ATL 7:10	7 ATL 7:10	8 ATL 12:40	9	10 COL 5:40	11 COL 1:10		
12 COL 1:10	13 MIA 7:10	14 MIA 7:10	15 MIA 12:40	16 WAS 7:10	17 WAS 7:40	18 WAS 7:10		
19 WAS 1:40	20	21 BAL 4:05	22 BAL 4:05	23 CIN 4:10	24 CIN 4:10	25 CIN 1:10		
26 CIN 10:10	27	28 BAL 7:10	29 BAL 12:40	30				

SEPTEMBER/OCTOBER							SD	
SUN	MON	TUE	WED	THU	FRI	SAT		
				1 ATL 9:10	2 LAD 7:10	3 LAD 6:10		
4 LAD 1:10	5 BOS 1:40	6 BOS 7:10	7 BOS 6:10	8 COL 7:10	9 COL 7:40	10 COL 5:40		
11 COL 1:40	12 SF 7:15	13 SF 7:15	14 SF 12:45	15	16 COL 5:40	17 COL 5:10		
18 COL 1:10	19 ARI 7:10	20 ARI 7:10	21 ARI 6:10	22 SF 7:10	23 SF 7:40	24 SF 5:40		
25 SF 1:40 ARI 12:15 2	26	27 LAD 7:10	28 LAD 7:10	29 LAD 6:10	30 ARI 6:40	1 ARI 5:10		

REGULAR SEASON

 HOME GAMES - Petco Park

 ROAD GAMES

All times are Pacific time. All elements of this schedule are subject to change.

619.795.5555

PADRES.COM

PADRESBEISBOL.COM