

2010 MEDIA GUIDE

2019 NORTHWEST ARKANSAS NATURALS

MEDIA GUIDE

# Northwest Arkansas Naturals 2019 Schedule

## Home Nationals Game

### April

SUNDAY	MONDAY	TUESDAY	WEDNESDAY	THURSDAY	FRIDAY	SATURDAY
	1	2	3	4	5	6
7	8	9	10	11	12	13
2:05PM SPR	7:05PM NLR	7:05PM NLR	7:05PM NLR	6:35PM SPR	7:05PM SPR	6:05PM SPR
14	15	16	17	18	19	20
2:10PM SPR	7:10PM NLR	7:10PM NLR	11:00AM NLR	7:05PM SPR	7:05PM SPR	6:05PM SPR
21	22	23	24	25	26	27
OFF	6:15PM CC	6:15PM CC	6:15PM CC	7:00PM MID	7:00PM MID	
28	29	30				
2:00PM MID	11:00AM MID	OFF				

### June

SUNDAY	MONDAY	TUESDAY	WEDNESDAY	THURSDAY	FRIDAY	SATURDAY
						1 6:10PM SPR
2	3	4	5	6	7	8
6:10PM SPR	7:05PM NLR	7:05PM NLR	7:05PM NLR	4:05PM SPR	7:05PM SPR	6:05PM SPR
9	10	11	12	13	14	15
2:05PM SPR	OFF	7:05PM AMA	7:05PM AMA	7:05PM FRI	7:05PM FRI	
16	17	18	19	20	21	22
6:05PM FRI	7:05PM AMA	12:05PM AMA	7:05PM AMA	7:05PM FRI	7:05PM FRI	6:05PM FRI
23	24	25	26	27	28	29
2:05PM FRI	OFF	ASG TULSA	OFF	7:10PM SPR	6:10PM SPR	

1st Half of Texas League Schedule ends Monday, June 17

### August

SUNDAY	MONDAY	TUESDAY	WEDNESDAY	THURSDAY	FRIDAY	SATURDAY
				1	2	3
4	5	6	7	8	9	10
7:05PM TUL	7:10PM NLR	7:10PM NLR	7:10PM NLR	7:05PM TUL	7:05PM TUL	6:05PM TUL
11	12	13	14	15	16	17
2:05PM TUL	7:10PM NLR	7:10PM NLR	7:10PM NLR	7:10PM TUL	7:15PM TUL	6:05PM TUL
18	19	20	21	22	23	24
2:05PM TUL	OFF	6:30PM MID	6:30PM MID	7:00PM FRI	7:05PM FRI	7:05PM FRI
25	26	27	28	29	30	31
6:05PM FRI	7:05PM MID	7:05PM MID	7:05PM MID	7:05PM MID	7:05PM FRI	6:05PM FRI

NLR = Arkansas Travelers, AA Affiliate of the Seattle Mariners  
CC = Corpus Christi Hooks, AA Affiliate of the Houston Astros  
FRI = Frisco RoughRiders, AA Affiliate of the Texas Rangers  
MID = Midland Rockhounds, AA Affiliate of the Oakland Athletics  
SPR = Springfield Cardinals, AA Affiliate of the St. Louis Cardinals  
AMA = Amarillo Sod Poodles, AA Affiliate of the San Diego Padres  
TUL = Tulsa Drillers, AA Affiliate of the Los Angeles Dodgers

## Away Nationals Game

### May

SUNDAY	MONDAY	TUESDAY	WEDNESDAY	THURSDAY	FRIDAY	SATURDAY
			1	2	3	4
5	6	7	8	9	10	11
2:05PM MID	7:05PM MID	11:05AM MID	7:05PM CC	11:05AM CC	7:05PM CC	6:05PM MID
12	13	14	15	16	17	18
4:10PM SPR	7:05PM TUL	7:05PM TUL	OFF	7:05PM SPR	7:15PM SPR	6:05PM SPR
19	20	21	22	23	24	25
2:05PM SPR	7:10PM NLR	7:10PM NLR	7:10PM NLR	7:05PM TUL	7:05PM TUL	7:05PM TUL
26	27	28	29	30	31	
7:05PM TUL	OFF	7:05PM NLR	7:05PM NLR	7:05PM NLR	7:10PM SPR	

### July

SUNDAY	MONDAY	TUESDAY	WEDNESDAY	THURSDAY	FRIDAY	SATURDAY
1	2	3	4	5	6	7
6:10PM SPR	6:35PM NLR	6:35PM NLR	6:35PM NLR	7:05PM TUL	7:05PM TUL	7:05PM TUL
8	9	10	11	12	13	14
7:05PM SPR	7:10PM NLR	7:10PM NLR	7:10PM NLR	7:05PM TUL	7:05PM TUL	6:05PM TUL
15	16	17	18	19	20	21
2:05PM TUL	OFF	6:15PM CC	6:15PM CC	6:15PM CC	7:05PM AMA	7:05PM AMA
22	23	24	25	26	27	28
6:05PM AMA	7:05PM AMA	7:05PM CC	7:05PM CC	7:05PM CC	6:05PM AMA	
29	30	31				
2:05PM AMA	7:05PM AMA	7:05PM AMA	OFF			

\*\*4TH AT THE FIELD Fireworks - 6:30pm event begins

### September

SUNDAY	MONDAY	TUESDAY	WEDNESDAY	THURSDAY	FRIDAY	SATURDAY
1	2	3	4	5	6	7
6:05PM FRI	1:05PM FRI	OFF	1:05PM HOME GAMES	2ND HALF HOME GAMES	2ND HALF HOME GAMES	2ND HALF HOME GAMES
8	9	10	11	12	13	14
2ND CHAMP	OFF	CHAMPS IN SOUTH	OFF	CHAMPS IN THE		
15						
NORTH						

HOME AWAY FIREWORKS  
WEEKDAY DAY GAME



# 2019 NORTHWEST ARKANSAS NATURALS MEDIA GUIDE

3000 Gene George Boulevard  Springdale, Arkansas 72762

Front Office: (479) 927-4900  Tickets: 1-877-444-2637

Email: [tickets@nwanaturals.com](mailto:tickets@nwanaturals.com) or [groups@nwanaturals.com](mailto:groups@nwanaturals.com)

## NORTHWEST ARKANSAS NATURALS MEDIA GUIDE - BY SECTION

Rich Products, Naturals Ownership Group.....	3-4	Naturals History.....	83-97
Front Office Administration.....	6	Records.....	99-118
Arvest Ballpark.....	9	2019 Opponents.....	119-124
Club Information.....	7-9	General Information.....	125-133
2019 Naturals.....	11-69	Naturals in the Community.....	72 & 82
2018 Season in Review.....	73-81		

## NORTHWEST ARKANSAS NATURALS MEDIA GUIDE - BY PAGE

10-Game Winners.....	42	Opening Day Line-Ups.....	89
All-Time Roster.....	86-87	Opponents, 2019.....	121-124
All-Star Game Selections.....	87	Overall Season Series.....	106
All-Star Game, 2013.....	97	Ownership.....	3-4
Arvest Ballpark.....	9	<b>PITCHING</b>	
Attendances, All-Time.....	118	10-plus Strikeout Performances, Naturals.....	115
<b>AWARDS</b>		10-game Winners.....	42
Award Winners, Texas League.....	88	Career Top-10.....	111-112
Award, Pitcher of the Week, All-Time.....	77	Season Top-10.....	110-111
Award, Player of the Week, All-Time.....	29	No-Hitters.....	114
Award, Kansas City Organizational, All-Time, Naturals.....	88	Player Profiles.....	18-69
Award, Various Others, Naturals.....	88	<b>POSTSEASON</b>	
<b>BATTING</b>		North Division Championship Series, Naturals.....	91-92
Career Top-10.....	108-109	Texas League Championship Series, Naturals.....	93-96
Hitting Streaks, Naturals.....	113	Postseason Records, Single-Game.....	116
Hit for the Cycle.....	99	Postseason Records, Career.....	117
Season Top-10.....	107-108	Pregame Schedule.....	8
Top Performances, Naturals.....	113	Press Box Directory.....	8
Walk-off Home Runs.....	113	Pronunciation Guide.....	71
Birthdays, Naturals.....	81	Rainouts.....	118
Coaching Staff.....	12-16	<b>RECORDS</b>	
Day-by-Day, 2017.....	74-75	Records, Consecutive Streaks.....	104-106
Division Play, North Division.....	115	Records, Individuals.....	103-104
Franchise Firsts.....	90	Records, Monthly.....	104
Front Office Staff.....	6	Records, Single Game.....	103
Ground Rules, Arvest Ballpark.....	129	Records, Single Season.....	100-102
Hall of Fame, Naturals.....	84-85	Road Trip Mileage Chart.....	17
Highs and Lows.....	79	Roster, Royals 40-man.....	70-71
Inter-Division Play.....	115	Roster, Spring Training Invites.....	71
League Leaders, Naturals All-Time.....	40	Terms of Interests.....	132
Media Information.....	7-8	Season Stats, Club, 2018.....	76
Medical Terminology.....	130-131	Season Stats, Texas League.....	78
Minor League Affiliates.....	126-127	Standings/Naturals Stats.....	100
Miscellaneous Stats, 2018.....	77	Texas League Information.....	120
Naturals Radio Network.....	10	Transactions, Naturals, 2018.....	80-81
Opening Day All-Time Figures.....	89-90	Transaction Terminology.....	127-128

\*Research and production of the 2019 Naturals Media Guide by: Benjamin Kelly, Brenden Sexton & Rebekah Rivette.  
Sources: Kansas City Royals 2019 Media Guide, *Baseball America*.  
Photo Credit: Jeremy Davis, John Own, Tim Campbell and Sarah Young\*

## NATURALS OWNERSHIP GROUP

---



**ROBERT E. RICH, JR.**  
Owner/President

Mr. Rich's involvement in professional baseball dates back to 1983, when as President of Rich Products Corporation, he came forward to purchase Buffalo's struggling Double-A franchise in order to keep the professional sport in the city. In 1984, Bob realized another major goal when he purchased the Triple-A Wichita Aeros and moved the American Association franchise to Buffalo. Thirteen years later, Mr. Rich signed a twenty-year lease to bring professional baseball to Northwest Arkansas.

Throughout his career, Bob has received many distinguished awards for both his business and baseball endeavors. In 1996, he was inducted into the National Frozen Food Association's Industry Hall of Fame and in 1999 was named Chairman of the Grocery Manufacturers Association. Bob was named the Buffalo-Niagara Frontier Sales and Marketing Executive of the Year in 1984, to share the distinction with his father, who also received the honor. Only two years after arriving on the Triple-A baseball scene, Bob was named the 1986 American Association Executive of the Year. He also won the award in 1988 and 1991. Today, Bob is active on numerous corporate boards and organizations including Students in Free Enterprise (SIFE) and is chairman of Development for the Cleveland Clinic.



**MINDY RICH**  
Vice-Chairperson, Rich Products Corp. President,  
Entertainment Group

Mrs. Rich oversees Rich Baseball Operations. R.E.G. which encompasses B.R. Guest, Ltd., which is responsible for concession operations in Buffalo and Jamestown through FanFare Concessions; restaurant/catering/event operations through Rich Renaissance Niagara, Pettibones Grille, The Glen Iris Inn at Letchworth State Park and Palm Beach National Golf & Country Club. R.E.G. also includes the Travel Team Inc.

In addition to her entertainment responsibilities, Mindy also is Vice Chairman at Rich Products Corporation. In 1999, Mindy was inducted into the Buffalo Baseball Hall of Fame. In March 2004, Mindy was also inducted into the Western New York Women's Hall of Fame. She received the Pathfinder's Award in 1997 and the Erie County Sheriff's Foundation Community Service Award in 1996. In 1992, Mindy was given the Rita Webb Smith Citizen Drug Fighter of the Year Award from New York State Governor Cuomo's Anti-Drug Abuse Council; Business First's "Forty Under 40" Award to young leaders in the community; and was named the American Jewish Committee's Institute of Human Relations' Woman of the Year. At the baseball winter meetings in 1988, Mindy received the Rawlings' Minor League Female Executive of the Year Award.

## NATURALS OWNERSHIP GROUP CONTINUED

---

### JOE SEGARRA

Sr. Vice President of Finance

Mr. Segarra oversees operations of the Rich Baseball Organization, The Travel Team, The Florida Restaurant Group, Palm Beach National Golf & Country Club, Rich Entertainment Group (theatre and related activities) and our Campus Food Service organization. Joe maintains his leadership and advisory role with the Corporate Flight Department and ROAR Logistics.

Mr. Segarra joined Rich's in 1993 as Director of Tax. Segarra has held increasing leadership roles at Rich products and its subsidiaries throughout his tenure including: VP of Finance in the Shareholder Risk Management Group, CFO for the Rich Entertainment Group, and Treasurer of the Rich Family Foundation. In his role at Rich Products, Mr. Segarra has had a leadership role in the establishment of our worldwide tax positions and organizational structure to best meet the needs and demands of both our businesses and shareholders and is actively involved in the pursuit of economic development incentives which benefit the company. Joe continues his responsibilities at Rich Products including his responsibility for our Tax group, Internal Audit function, and Shareholder Planning activities. Joe remains a member of the CFO Steering team.

### JONATHAN A. DANDES

President, Rich Baseball Operations



Mr. Dandes was appointed President of Rich Baseball Operations in October, 2001. He joined Rich Products Corporation Food Services Division in June, 1986 as Product Manager and was soon appointed Director of Restaurant Operations. He was named vice president/general manager of Stadium Services, Inc. in 1988, and Executive Vice President of the Rich Entertainment Group in 1996. Rich Baseball Operations is comprised of Rich Products' subsidiary companies which includes National Baseball Congress and Palm Beach National Golf & Country Club in Lake Worth, Fla. Dandes is a certified Foodservice Management Professional (1994), as designated by the National Restaurant Association. In 2003, he graduated from the Harvard Business School Management Development Program. Dandes lives in East Amherst, NY. His son Leo, is a Law Student at the University of Buffalo School of Law. Their daughter Arin, is a musical theatre major at the University at Buffalo.



The Buffalo Bisons (Triple-A, Toronto Blue Jays) have been owned and operated by Rich Products since 1983 and are a member of the International League. The West Virginia Black Bears (Short-Season-A, Pittsburgh Pirates) moved from Jamestown, Pa. to Morgantown, W. Va. prior to the 2015 season and are members of the New York-Penn League.

# FRONT OFFICE DIRECTORY



**JUSTIN COLE**  
Vice President/General Manager

Mr. Justin Cole enters the 2019 season as his sixth as the Naturals' Vice President/General Manager. He served as Assistant General Manager the previous six seasons at Arvest Ballpark, after spending four seasons working with the Rich Baseball owned and operated Wichita Wranglers. Cole served as co-General Manager during the team's final season in Wichita, Kan. Before making the move to Springdale with the team in late-2007. 2017 will be Justin's 14<sup>th</sup> season in Minor League Baseball.

The 2016 recipient of the **Matt Minker Award**, Cole grew up in Barker, N.Y. and is a December, 2002 graduate of the University at Buffalo. He began his career in baseball by serving as an intern with the Buffalo Bisons, then the Triple-A affiliate of the Cleveland Indians.

Cole roots for the Naturals' parent club, the Kansas City Royals, and like all western New Yorkers, is a devoted Buffalo Bills fan. He resides in Springdale with his wife, Kristin and the couple's daughter, Olivia.

Dustin Dethlefs.....	Director of Marketing and Public Relations
Morgan Helmer.....	Director of Business Department
Jeff Windle.....	Director of Stadium Operations
Mark Zaiger.....	Director of Sales
Benjamin Kelly.....	Radio Broadcaster/Baseball Operations
Roxanne Grundmeier.....	Promotions Coordinator
Adam Annaratone.....	Production/PR Coordinator
Sam Ahern.....	Ticket Office Manager
Brad Ziegler.....	Senior Account Executive
Josh Hill .....	Account Executive
Matt Fanning.....	Account Executive
Trey Garner.....	Account Executive
Spencer Lundquist.....	Account Executive
Sara Giesen.....	Business Department Assistant
Brock White.....	Head Groundskeeper
Corey Lewis.....	Stadium Operations Assistant
Danny Helmer.....	Equipment and Clubhouse Manager
Ben Roberts.....	Visiting Clubhouse Manager
Rebekah Rivette.....	Creative Services Intern
Ben Hall.....	Ticket Office Intern
Micaela Mjones.....	Seasonal Sales Assistant
Brendan Sexton.....	Media Relations Intern
Nick Poehailos.....	Marketing & Promotions Assistant
Nolyn Coughlin.....	Marketing & Promotions Assistant
Fulton Cure.....	Stadium Operations Intern
Lee Anderson.....	Grounds Assistant
Seth Simmons.....	Grounds Assistant

## CLUB INFORMATION

**Contact** the Naturals Media Relations Department for any information and questions (interviews, photos, statistical or credential requests, news releases, etc.). It is our privilege to be of assistance to our local media.

**Credentials** honored at Arvest Ballpark for accredited members of the news media are available upon request. Season-long credentials can be picked up at the front desk in the Naturals' office.

**Daily and single-game credentials** can be requested for any game; however daily credentials must be requested by 5:00 P.M. the day *prior* to the game for which the credential is being requested. The Naturals' Media Relations Department will determine the level of access (field access, clubhouse access, press box access) on an individual basis.

To request credentials, please email Dustin Dethlefs, Director of Marketing and Public Relations at [dustin@nwanaturals.com](mailto:dustin@nwanaturals.com) at least **24 HOURS IN ADVANCE** of the requested date. Written requests must be submitted on letterhead.

To pick up single-game credentials, please report to will call at the ticket office on the day of the game. Please do not report to the front desk.

Any credentials may be revoked at any time without cause. All we ask is that you respect our players, staff and fans. Thank you for your cooperation.

Credentialed media are **NOT** to request autographs from players or any VIP's who may visit Arvest Ballpark.

The Naturals are not liable for the safety of any credentialed media member during their work at Arvest Ballpark, whether prior to, during, or subsequent to a game. The Naturals are NOT liable for injuries incurred by credentialed media (from batted balls, flying bats, etc) OR damages related to said injuries or loss/damage to personal property or equipment.

For road game media credentials, please contact the Naturals' Media Relations Department. For Kansas City Royals credentials, please contact the Royals Media Relations Department at (816) 921-8000.

**Photographers** must work out of the stationary locations adjacent to both dugouts or in the bay located in the Press Box. To receive a photography credential, contact the Naturals Media Relations Department.

**Media Notes and Statistics** are available in the Press Box 1 ½ hours before game time. Anyone needing information earlier should contact the Media Relations Department.

### Media Relations Information

**Naturals Front Office**.....(479) 927-4900

**Home Media Contact**..... Dustin Dethlefs  
Office Phone..... (479) 927-4068  
Cell Phone..... (479) 713-9349  
Email..... [dustin@nwanaturals.com](mailto:dustin@nwanaturals.com)

**Road Media Contact**..... Benjamin Kelly  
Office Phone..... (479) 927-4929  
Cell Phone..... (260) 499-0951  
Email..... [benjamin@nwanaturals.com](mailto:benjamin@nwanaturals.com)

**Press Box**..... (479) 927-4927

**Flagship Radio Station**..... 92.1-FM, KQSM  
Secondary Station..... 1590-AM, KNGY

**Website**..... [www.nwanaturals.com](http://www.nwanaturals.com)  
**Facebook**..... [www.facebook.com/Naturals](http://www.facebook.com/Naturals)  
**Twitter**..... [www.twitter.com/nwanaturals](http://www.twitter.com/nwanaturals)  
**Instagram**..... @NWNaturals

**Mailing Address:**  
3000 Gene George Blvd. • Springdale, AR 72762

**Press Box** is located on the suite level directly behind home plate. Many work spaces are equipped with an electrical outlet, internet jack and complimentary wireless internet access. Telephones will not be available. The Press Box can be accessed via the elevators located on the first base side of Arvest Ballpark or the stairs near the Naturals' Team Store.

**Media Lounge and Workroom** is located inside the Press Box behind the working press area. Meal service will begin approximately one hour before game time to **ACCREDITED WORKING MEMBERS OF THE MEDIA ONLY**.

**Interview** periods are arranged prior to and following Naturals games through the Naturals Media Relation Department. All interviews should be completed at least 45 minutes prior to game time.

**Pregame:** The manager, coaches and player are generally accessible before batting practice on the field and in the clubhouse. Players are not available during stretching, batting practice and pregame interviews should not interfere with players' specific game preparations. **Manager Darryl Kennedy** is available upon request prior to the game.

**Manager Postgame:** The Naturals will conduct a postgame interview with the manager outside the Naturals' clubhouse immediately following each Naturals' home game. Postgame interviews with all personnel should be related to the game and not of the feature variety.

**Players Postgame:** Interviews will be granted upon requested and based on player availability.

# CLUB INFORMATION CONTINUED

## NATURALS CLUBHOUSE

The **Naturals Clubhouse** is located on the service level directly behind the first base dugout (visitor located behind third base dugout). The clubhouse is open prior to batting practice and following batting practice on game days until 45 minutes prior to game time. The clubhouse is open following the game at the manager's approval. The Naturals' clubhouse is closed during rain delays and between games of a doubleheader. For visiting team clubhouse guidelines, please contact visiting team's media relations department.

**Training Rooms and Players Lounge** are strictly off limits at all times to everyone. If there is a problem reaching someone in these areas, please see Benjamin Kelly and/or Dustin Dethlefs.

**The elevator** is to be used by the media only and strictly to reach the service level and inclusive of access to the field during games. It is located near the Sam's Club Community Room and the front gate of Arvest Ballpark. Please do not use the elevator down the first base line.

## PRESS BOX DIRECTORY

Director of Marketing and Public Relations.....	Dustin Dethlefs
Voice of the Naturals.....	Benjamin Kelly
Video Production Coordinator.....	Adam Annaratone
Media Relations Intern.....	Brenden Sexton
Creative Services Intern.....	Rebekah Rivette
Public Address Announcer.....	Bill Rodgers/Jon Williams
Official Scorer.....	Kyle Stiles/Watler Woodie
Statistician.....	Kyle Stiles
MiLB Gameday.....	Kyle Rockett
Pitch Clock Operator.....	Kyle Stiles/Watler Woodie

## NATURALS PRE-GAME SCHEDULE




	11:05 AM	2:05 PM	5:05 PM (DH)	6:05 PM	7:05 PM
Naturals Infield	8:00-8:15	11:05-11:20	2:00-2:15	3:00-3:15	4:00-4:15
Naturals Batting Practice	8:45-9:00	11:20-12:15	2:15-3:15	3:15-4:15	4:15-5:15
Visitors Batting Practice	9:30-10:15	12:30-1:15	3:30-4:15	4:30-5:15	5:30-6:15
Visitors Infield	10:15-10:30	1:15-1:30	4:15-4:30	5:15-5:30	6:15-6:30
Grounds Crew	10:30-10:55	1:30-1:55	4:30-4:55	5:30-5:55	6:30-6:55
Game Times	11:05 AM	2:05 PM	5:05 PM	6:05 PM	7:05 PM

## NATURALS SOCIAL MEDIA OUTLETS

The Naturals are extremely active in all facets of social media. Follow all the official accounts of the Northwest Arkansas Naturals for all the exclusive, entertaining and breaking news throughout the 2017 season:

 [facebook.com/naturals](https://facebook.com/naturals)     [@nwanaturals](https://twitter.com/nwanaturals)     [NWANaturals](https://www.instagram.com/NWANaturals)

Follow the accounts below for supplemental information on all things Naturals:

-  [@BKellyPxP](https://twitter.com/BKellyPxP) - Information for fans and listeners from the Naturals Radio Voice
-  [BenjaminKelly26](https://www.instagram.com/BenjaminKelly26) - Photos of road trips and an inside look at the clubhouse
-  <https://medium.com/@NaturalTake> - Official blog of the Naturals



# CLUB INFORMATION CONTINUED

## TEAM INFORMATION

Major League Affiliation.....	Kansas City Royals (American League, Central Division)
League/Division/Level.....	Texas League/North/Double-A
General Manager.....	Mr. Justin Cole
Field Manager.....	Darryl Kennedy, First Season
Year in the League.....	12 (2008 - Present)
Texas League Titles.....	1, 2010
Texas League Championship Appearances.....	4, last: 2017
North Division Half Championships .....	8, last: 2017
Team Colors.....	Navy Blue, Burgundy, White

## ARVEST BALLPARK INFORMATION

The Northwest Arkansas Naturals celebrates the franchise's 12<sup>th</sup> season at Arvest Ballpark in 2019. Named the *2008 Ballpark of the Year* by baseballparks.com, Arvest Ballpark was designed by HOK (now Populous) which has been designing Minor League Baseball stadiums for more than 20 years including six Major League Ballparks. Populous also assisted in the renovations at Kauffman Stadium that commenced in 2010.

The Arvest Ballpark investment reached \$50 million which included parking lots and surrounding road improvements. The City of Springdale has enhanced fans' ability to and from the ballpark by adding an exit ramp off I-49 (Exit 70 - Don Tyson) along with widening roads, providing a round-about and basic road maintenance over the past two season.

Prior to the 2017 season, in trend with much of professional baseball, the Naturals extended the netting above each dugout to allow fans further protection from batted balls and/or flying objects.

The grandest upgrade to Arvest Ballpark occurred prior to the 2016 season. A complete high-definition video board made the screen from 20' x 30' to 17' x 66'. 2017 improvements include extended netting above the dugouts, upgraded picnic areas among other upgrades.

Through the first 11 seasons of Naturals' baseball, nearly 3.5 millions fans have walked through the gates at Arvest Ballpark. The average single-game attendance is 4,517 over the first 11 seasons.

### 2018 ARVEST BALLPARK FACTS

Date Opened.....	April 10, 2008
Design.....	HOK Sports (Populous)
Total Seating Capacity.....	7,500 (6,500 seats)
HD Video Board.....	17' x 66'
Team Colors.....	Navy Blue, Burgundy, White

#### Outfield Distances

Left Field.....	327 feet
Left-Center Field.....	377 feet
Center Field.....	400 feet
Right-Center Field.....	378 feet
Right Field.....	325 feet

#### Height of Fence

Center Field.....	12 feet
Left-to-Left Center.....	9 feet
Right Center-to-Right.....	9 feet

#### Seating Breakdown

Fixed Seating.....	6,500
Grass Berm.....	1,000
Total Capacity.....	7,500

#### Luxury Suites

Single Suites.....	21
Double Suites.....	2

#### Game Times

Monday - Friday Day Games.....	11:05 AM
Monday - Friday Night Games.....	7:05 PM
Sunday Day Games.....	2:05 PM
Sunday Night Games.....	6:05 PM

Complete Schedule on Inside Cover  
\*Some exceptions apply\*

## DIRECTIONS TO ARVEST BALLPARK

**From points North (Rogers, Lowell, Bentonville, Bella Vista):** Take I-49 south to Exit 72 (US 412/Springdale Exit). Follow signs to U.S. 412/Sunset Ave. Turn right on Sunset Ave. Turn left at 56th Street. Arvest Ballpark will be on your right at the corner of Gene George Blvd. and Watkins Ave.

**From points South (Fayetteville, Ft. Smith):** Take I-49 north to Exit 70 (Don Tyson Pkwy) and follow Gene George Blvd. north to Arvest Ballpark.

**From points East (Springdale):** Follow US 412/Sunset Ave. heading west. Turn left at 56th St. Arvest Ballpark will be on your right at the corner of Gene George Blvd. and Watkins Ave.

**From points West (Tontitown, Siloam Springs):** Take US 412/Sunset Ave. heading east. Turn right at 56th street. Arvest Ballpark will be on your right at the corner of Gene George Blvd. and Watkins Ave.

## BROADCAST INFORMATION



### BENJAMIN KELLY Voice of the Naturals

Benjamin Kelly begins his sixth season as the “Voice of the Naturals” and seventh in minor league baseball. Kelly works all 140 regular-season games, broadcasting each game on the Naturals flagship station, 92.1-FM the Ticket. He also holds the title of Baseball Operations Coordinator for the Naturals working directly with the Kansas City Royals.

Kelly joined the Naturals in March, 2014 after spending a season in the Frontier League (Independent) with the Schaumburg Boomers. Following his time in Schaumburg, Kelly worked as an Associate

Sports Information Director for Judson University (NAIA) in Elgin, Ill. working with the website, press releases and other media relation duties.

During the off-season, Kelly is an on-air talent for the SEC Networks digital platform broadcasting Arkansas Razorback athletics including Olympic sports and softball and also serves as the play-by-play voice of Bentonville High School Tigers basketball.

Kelly is a 2013 graduate of Goshen College (NAIA) in Goshen, Ind. where he was a four-year scholarship catcher on the Maple Leafs baseball team. Kelly is originally from Omaha, Neb. following the Kansas City Royals. He currently resides in Fayetteville, Arkansas.


### RADIO STATION INFORMATION



Naturals baseball can be heard on the air at 92.1-FM the Ticket (KQSM), a Cumulus Station. Tune-in to all 140 Northwest Arkansas Naturals games with Benjamin Kelly for every game. The games can be heard simulcast online at [921theticket.com](http://921theticket.com) or on the MiLB First Pitch app on your smart phone. Select games will be heard on AM-1590 KNGY, the Ticket-2, when in conflict with the University of Arkansas Razorback athletics.

The **Indigo Sky Casino Pregame Show** can be heard 20-minutes prior to first pitch of all 140 broadcasts this season. The Naturals Postgame Show will proceed the conclusion of each game.

Fans can view the live feed of the games with the commentary online at [nwanaturals.com](http://nwanaturals.com) or on your MiLB First Pitch App.





2019 **NATURALS**



# DARRYL KENNEDY

MANAGER



## MANAGERIAL CAREER

- Named the fourth manager in Naturals' franchise history on January 7, 2019 and begins his second stint in the Texas League.
- 2019 marks Kennedy's 13th season in the Royals organization.
- Spent 2018 with the Wilmington (Advanced-A) Blue Rocks and led the club to a 68-72 overall record including a 37-33 second half mark.
- Kennedy managed four mid-season All-Stars including three players -- Bryan Brickhouse, Khalil Lee, Kort Peterson and D.J. Burt -- with Brickhouse, Lee and Peterson all playing for the Naturals during the 2018 season.
- Led the Blue Rocks to their longest winning streak of the season at seven games from July 20 to July 26 which included the first four-game sweep by a Blue Rocks team since June, 2017.
- Prior to his return to Wilmington, Kennedy spent the previous three seasons skipping the Arizona League (Rookie) Royals from 2015 to 2017.
- Kennedy made his second appearance as the Blue Rocks manager in 2014 and finished 65-72 and did not qualify for the Carolina League playoffs.
- From 2010 to 2013, Kennedy managed the AZL Royals and finished with a combined record 98-124 ... managed former Naturals' and current big leaguers, Jorge Bonifacio, Cheslor Cuthbert, Terrance Gore and Cam Gallagher.
- In 2009, Kennedy managed Idaho Falls (Rookie) and went 43-31, but fell short of a postseason berth.
- 2008 was the first season Kennedy spent in the Royals organization and finished 69-71 with Wilmington and made the playoffs, but were swept by Potomac in a pair of one-run games.
- In his 10 season in the Royals organization, Kennedy is 400-424, good for a .485 winning percentage.

## KENNEDY'S MANAGERIAL RECORD

YEAR	CLUB (LEAGUE)	ORGANIZATION	OVERALL	1ST HALF	2ND HALF	FINISH
1998	Rangers (Gulf Coast League)	Texas	34-26	N/A	N/A	1st, West*
1999	Rangers (Gulf Coast League)	Texas	37-23	N/A	N/A	1st, West
2000	Rangers (Gulf Coast League)	Texas	38-18	N/A	N/A	1st, West*
2001	Port Charlotte (Florida State)	Texas	67-70	N/A	N/A	5th, West
2002	Port Charlotte (Florida State)	Texas	84-56	N/A	N/A	1st, West*
2003	Spokane (Northwest League)	Texas	50-26	N/A	N/A	1st, East*
2004	Spokane (Northwest League)	Texas	41-35	N/A	N/A	2nd, East
2005	Frisco (Texas League)	Texas	58-82	29-41	29-41	4th, West
2006	Frisco (Texas League)	Texas	72-68	35-35	37-33	3rd, South
2007	Burlington (Appalachian)	Kansas City	38-30	N/A	N/A	2nd, East
2008	Wilmington (Carolina League)	Kansas City	69-71	42-28	34-36	2nd, East†
2009	Idaho Falls (Pioneer League)	Kansas City	43-31	20-16	23-15	2nd, South
2010	AZL Royals (Arizona Rookie)	Kansas City	31-25	N/A	N/A	2nd, West
2011	AZL Royals (Arizona Rookie)	Kansas City	22-34	N/A	N/A	4th, West
2012	AZL Royals (Arizona Rookie)	Kansas City	23-32	N/A	N/A	3rd, West
2013	AZL Royals (Arizona Rookie)	Kansas City	22-33	10-18	12-15	4th, West
2014	Wilmington (Carolina League)	Kansas City	65-72	33-35	32-37	4th, North
2016	AZL Royals (Arizona Rookie)	Kansas City	31-24	14-14	17-10	1st, West†
2017	AZL Royals (Arizona Rookie)	Kansas City	26-30	13-15	13-15	4th, West
2018	Wilmington (Carolina League)	Kansas City	68-72	31-39	37-33	3rd, North
<b>TOTALS (20 Seasons)</b>			<b>988-929 (.515 Winning Percentage)</b>			

## PRE-ROYALS ORGANIZATION CAREER


- His managerial resume includes four league championships including two in the Gulf Coast League with the GCL Rangers in 1998 and 2000, one in the Florida State League (2002) with the Charlotte Rangers and the final coming in the following season with the Spokane Indians of the Northwest League.
- Originally selected by the Rangers in the 37th round of the 1991 June Draft out of the University of North Florida ... he also attended and played at Manatee (Fla.) Community College.
- Drafted as a catcher, Kennedy spent seven seasons in both the Rangers and San Francisco Giants' system making as far as Triple-A.
- Posted his best season playing in 1996
- with the Giants Triple-A affiliate in the Pacific Coast League ... hit .307 in 64 games with the Phoenix Firebirds.
- Currently resides in Surprise, Arizona with his wife, Beth. The couple has two sons, Cade and Cort and one daughter, Emma.
- Cade is a freshman catcher at Three Rivers Junior College in Poplar Bluff, Missouri.

### JAMES DARRYL KENNEDY

Year	Team	Level	G	AB	R	H	2B	3B	HR	RBI	SB	CS	BB	SO	AVG	OBP	SLG	GDP	HP	SH	SF
1991	Port Charlotte	A+	23	68	5	7	3	0	0	4	0	0	5	11	.103	.182	.147	2	2	1	2
	GCL Rangers	Rk	5	18	4	2	1	0	0	1	0	0	1	1	.111	.158	.167	0	0	0	0
1992	Tulsa	AA	30	98	6	22	2	0	0	9	0	0	8	18	.224	.294	.245	4	2	2	1
	Port Charlotte	A+	13	28	3	13	4	0	0	6	0	1	3	3	.464	.516	.607	0	0	0	0
	Gastonia	A	13	33	2	3	1	0	0	2	0	2	6	6	.091	.244	.121	1	1	0	1
1993	Oklahoma City	AAA	6	16	2	1	0	0	0	0	0	0	3	4	.063	.211	.063	0	0	1	0
	Port Charlotte	A+	106	347	47	97	23	0	1	30	5	7	47	38	.280	.365	.354	7	1	5	2
1994	Tulsa	AA	23	70	5	16	3	0	1	5	1	1	8	10	.229	.308	.314	1	0	2	0
	Port Charlotte	A+	53	177	24	47	5	2	1	22	1	2	25	20	.266	.360	.333	7	1	2	0
1995	Oklahoma City	AAA	3	11	1	2	0	0	1	3	0	0	2	2	.182	.182	.455	0	0	0	0
	Tulsa	AA	61	195	26	49	9	1	3	26	0	0	17	22	.251	.315	.354	5	3	3	4
1996	Phoenix	AAA	64	192	27	59	11	3	2	24	2	2	12	25	.307	.351	.427	5	3	4	4
	Oklahoma City	AAA	2	7	0	2	0	0	0	0	0	0	2	2	.286	.286	.286	0	0	0	0
	Tulsa	AA	15	43	11	13	3	1	1	10	0	1	4	5	.302	.375	.488	2	1	1	0
1997	Phoenix	AAA	32	98	10	17	4	0	0	8	1	1	6	13	.173	.224	.214	2	1	1	2
	Shreveport	AA	22	71	11	19	4	0	2	10	0	0	6	8	.268	.325	.408	2	0	0	0
<b>Minors (7 Seasons)</b>			<b>471</b>	<b>1472</b>	<b>184</b>	<b>369</b>	<b>73</b>	<b>7</b>	<b>12</b>	<b>160</b>	<b>10</b>	<b>17</b>	<b>151</b>	<b>188</b>	<b>.251</b>	<b>.323</b>	<b>.334</b>	<b>38</b>	<b>15</b>	<b>22</b>	<b>16</b>

### NATURALS MANAGERS

MANAGER	YEARS ACTIVE	GAMES	RECORD	PERCENTAGE
Brian Poldberg	2008-2013	980	495-485	.505
Vance Wilson	2014-2017	270	254-305	.454
Mike Rojas	2018	140	70-70	.500
Darryl Kennedy	2019-present			



Brian Poldberg (right), led the Naturals to the 2010 Texas League Championship and is a member of the Naturals Hall of Fame. Vance Wilson (left) has helmed the Naturals for the last four seasons, leading NWA to three straight postseason berths.



# DOUG HENRY

PITCHING COACH



## COACHING CAREER

- Enters his 12th season in the Royals' organization and his first as the pitching coach with the Naturals.
- Served in the same role with Wilmington in 2018 and guided the Blue Rocks pitching staff to a 4.18 ERA.
- Under Henry's guidance in 2018, Gerson Garabito took the Carolina League ERA title with a 3.16 ERA and teammate, Ofreidy Gomez finished third in the circuit with a 3.40 ERA ... Garabito also ranked fifth in the league in strikeouts (116) and second in lowest opponents' average (.226).
- Spent the previous five season (2013-2017) as the Major League bullpen coach on Royals' manager, Ned Yost's staff ... the Royals ranked in the top-five in bullpen ERA in four of his five seasons
- In 2015, the Royals' relievers ranked second in the American League in saves (56), which also set a franchise record.
- During 2015, Henry assisted former Natural, Kelvin Herrera and closer, Wade Miley achieve All-Star honors.
- Prior to joining the big league staff, Henry was the pitching coach in Triple-A, Omaha from 2010-2012 and was the Royals' Minor League Pitching Coordinator in 2009.
- Joined the organization in 2008 as the pitching coach in Burlington (Rookie) after serving as the pitching coach at three different levels in the Atlanta Braves' system from 2005 to 2007.
- Began his coaching career at the University of Wisconsin-Whitewater in 2002, following an 11-year Major League career from 1991 to 2001.

## PLAYING CAREER

- Originally drafted in the eight round of the 1985 June Draft by Milwaukee.
- Pitched 11 seasons in the big leagues with Milwaukee (1991-1994), New York (NL) (1995-1996), San Francisco (1997, 2000), Houston (1998-2000) and Kansas City (2001).
- Finished eighth in the 1991 American League Rookie of the Year voting while pitching with Milwaukee

## PERSONAL

- Currently resides in Hartland, Wis. with his wife, Monique and their four children: Danielle, Jason, Zachary and Mikayla.

## NATURALS PITCHING COACHES

Pitching Coach	Year	Games	ERA	Finish
Larry Carter	2008	140	4.15	2nd
Larry Carter	2009	140	4.42	6th
Larry Carter	2010	140	3.84	3rd
Larry Carter	2011	140	4.57	5th
Larry Carter	2012	140	4.78	8th
Jim Brower	2013	140	4.19	8th
Jim Brower	2014	140	4.26	8th
Jim Brower	2015	139	3.89	5th
Steve Luebber	2016	140	3.55	3rd
Steve Luebber	2017	140	4.21	5th
Steve Luebber	2018	140	4.56	6th



## ABRAHAM NÚÑEZ

HITTING COACH



### COACHING CAREER

- Enters his first season as the hitting coach for the Naturals after serving in the same capacity with Wilmington over the previous four seasons (2015-2018).
- During 2018, Nunez helped groom the young hitters of the Royals to a team-average of .248 in the pitcher-friendly Carolina League, ranking fifth in the circuit.
- Helped current Naturals, DJ Burt and Emmanuel Rivera to tie for eighth in the Carolina League with a .280 average
- ... Gabriel Cancel finished fourth in the league with 74 RBIs and tied for first in doubles (31).
- He was part of the staff that led Wilmington to its first Mills Cup Championship Series appearance in 11 years during the 2015 season.
- Also had stops as the hitting coach in Lexington (2014), Burlington (2013) and the Dominican Summer League Royals (2012).

### PLAYING CAREER

- Played parts of 12 seasons in the Major Leagues with the Pirates (1997-2004), St. Louis (2005), Philadelphia (2006-2007) and New York (NL) (2008).
- Owned a career average of .242 as a utility infielder in the big leagues.
- His best season came in 2005 when he hit .285 in 139 games for the National League Champion, St. Louis Cardinals.
- Nunez retired at the end of 2009 season.

### PERSONAL

- Born in Santo Domingo, Dominican Republic and currently resides in Garfield, N.J.

### NATURALS HITTING COACHES

Hitting Coach	Year	Games	AVG	Finish
Tommy Gregg	2008	140	.262	7th
Terry Bradshaw	2009	140	.269	3rd
Terry Bradshaw	2010	140	.291	1st
Terry Bradshaw	2011	140	.268	4th
Terry Bradshaw	2012	140	.257	4th
Nelson Liriano	2013	140	.250	6th
Andre David	2014	140	.241	8th
Brandon Moore	2015	139	.266	3rd
Brian Buchanan	2016	140	.253	4th
Leon Roberts	2017	140	.260	5th
Leon Roberts	2018	140	.267	2nd

# NATURALS FIELD STAFF CONTINUED

## JUSTIN KEMP - Certified Athletic Trainer

Justin Kemp enters his first season as the Northwest Arkansas Natuarls athletic trainer, after serving in the same role for Idaho Falls (2016-2018) and Surprise (2015). Kemp spent the 2014 season as an intern athletic trainer for the Kanas City Royals. He graduated from Mount Marty College in Yankton, S.D., where he earned a Bachelor of Arts degree in exercise wellness and played baseball for four years. He also attended South Dakota State University, where he earned a Master's of Science degree in Athletic Training and worked with the Jackrabbit baseball team. Currently resides in Spearfish, S.D.

## WILL GILMORE - Strength and Condition Coach

Will Gilmore enters his first season as Northwest Arkansas' strength and conditioning coach, after serving in the same role with Wilmington (2017-18), Lexington (2016) and Idaho Falls (2015). He spent the fall of 2014 training baseball, football and volleyball athletes at the University of California, Berkeley. From 2012-14, he coached and conducted the strength program for Loyola High School Baseball in Los Angeles. He also coached and trained the Glendale Community College Baseball team in 2014. Gilmore earned his Bachelor's from Santa Clara University in 2011, where he played first and third base. He also played one season in the Belgian Baseball Federation as a second baseman and catcher. Will resides in Pasadena, Calif.

## CHRISTOPHER DOUGHERTY, D.O. - Team Physician

Dr. Chris Dougherty is a specialist in sports medicine and minimally invasive (arthroscopic) surgery to repair joint problems involving the shoulder, elbow, knee, foot, ankle and hip. Dougherty is a native of Bloomsdale, Mo., and a graduate of Kansas City University of Medicine and Biosciences. He came to Northwest Arkansas in April 2005. Prior to that he completed a residency in orthopedics at Oklahoma State University Medical Center and a fellowship at the Kentucky Sports Medicine Center, where he provided care for professional and collegiate athletes. Dr. Dougherty is nationally and internationally recognized for his expertise in sports medicine and serves as an instructor in arthroscopy and sports medicine both in the United States and abroad.

### ATHLETIC TRAINERS

Chris Delucci	2008
Tony Medina	2009-2011
Masa Koyanagi	2012-2018
Justin Kemp	2019

### STRENGTH COACHES

Niz Lively	2008-2009
Joey Greany	2010-2011
George Timke	2012
Nate Dine	2013
Austin Driggers	2014-2016
Jarret Abell	2017-2018
Will Gilmore	2019

## 2019 NATURALS ROAD TRIP MILEAGE CHART

<i>Date</i>	<i>From</i>	<i>To</i>	<i>Mileage</i>
<b>Road Trip #1</b>			<b>544</b>
April 11	Northwest Arkansas	Springfield, Mo.	140
April 14	Springfield, Mo.	North Little Rock, Ark.	211
April 17	North Little Rock, Ark.	Northwest Arkansas	193
<b>Road Trip #2</b>			<b>1,861</b>
April 21	Northwest Arkansas	Corpus Christi, Texas	728
April 25	Corpus Christi, Texas	Midland, Texas	490
April 29	Midland, Texas	Northwest Arkansas	634
<b>Road Trip #3</b>			<b>280</b>
May 8	Northwest Arkansas	Springfield, Mo.	140
May 12	Springfield, Mo.	Northwest Arkansas	140
<b>Road Trip #4</b>			<b>570</b>
May 20	Northwest Arkansas	North Little Rock, Ark.	193
May 21	North Little Rock, Ark.	Tulsa, Okla.	271
May 26	Tulsa, Okla.	Northwest Arkansas	106
<b>Road Trip #5</b>			<b>280</b>
May 31	Northwest Arkansas	Springfield, Mo.	140
June 2	Springfield, Mo.	Northwest Arkansas	140
<b>Road Trip #6</b>			<b>1,143</b>
June 10	Northwest Arkansas	Amarillo, Texas	469
June 13	Amarillo, Texas	Frisco, Texas	352
June 16	Frisco, Texas	Northwest Arkansas	322
<b>Road Trip #7</b>			<b>280</b>
June 27	Northwest Arkansas	Springfield, Mo.	140
June 30	Springfield, Mo.	Northwest Arkansas	140
<b>Road Trip #8</b>			<b>570</b>
July 4	Northwest Arkansas	Tulsa, Okla.	106
July 7	Tulsa, Okla.	North Little Rock, Ark.	271
July 10	North Little Rock, Ark.	Northwest Arkansas	193
<b>Road Trip #9</b>			<b>280</b>
July 15	Northwest Arkansas	Corpus Christi, Texas	728
July 18	Corpus Christi, Texas	Amarillo, Texas	641
July 22	Amarillo, Texas	Northwest Arkansas	469
<b>Road Trip #10</b>			<b>570</b>
August 1	Northwest Arkansas	Tulsa, Okla.	106
August 4	Tulsa, Okla.	North Little Rock, Ark.	271
August 7	North Little Rock, Ark.	Northwest Arkansas	193
<b>Road Trip #11</b>			<b>386</b>
August 12	Northwest Arkansas	North Little Rock, Ark.	193
August 15	North Little Rock, Ark.	Northwest Arkansas	193
<b>Road Trip #12</b>			<b>1,326</b>
August 19	Northwest Arkansas	Midland	652
August 22	Midland	Frisco	352
August 25	Frisco	Northwest Arkansas	322
<b>Total Miles</b>			<b>8,090</b> (Estimated from Google Maps)



# ANDREW BECKWITH

## RIGHT-HANDED PITCHER

HEIGHT | WEIGHT | BATS | THROWS  
6-0 | 180 | R | R

BIRTHDATE: March 22, 1995

2019 Opening Day Age: 24

Birthplace/Resides: Blythewood, S.C./Blythewood, S.C.



## 2018 SEASON

- Split his first professional season between Lexington (A) and Wilmington (Advanced-A) ... combined for a 4-1 record and a 1.75 ERA over 36 relief appearances between the two levels.
- Led all Royals' farmhands (min. 60.0 IP) with a 1.75 ERA (12 ER/61.2 IP) ... logged a 7.9 strikeouts/9.0 inning ratio with 54 strikeouts over the 61.2 innings.
- Promoted to Wilmington in mid-July ... at the time of promotion, ranked third in the South Atlantic League in lowest batting average against (.192) and third on the Legends in ERA (1.84), appearances (25) and eighth in strikeouts (43).
- Did not allow more than two earned runs in any relief outing during the season ... 15 of his 36 appearances.

## AWARDS



**SOUTH ATLANTIC LEAGUE CHAMPION**  
(Lexington, 2018)

## CAREER HIGHLIGHTS

Drafted: 32nd round, 2017, Coastal Carolina  
Professional Debut: June 26, 2017 (AZL Royals)  
First Professional Win: Sept. 9, 2017 (Idaho Falls)  
First Professional Save: Aug. 8, 2017 (Idaho Falls)  
Career-high 9.1 scoreless inning streak, 7/15-8/10/18

## SINGLE-GAME CAREER HIGHS

IP: 7.0 (3x), 6/13/18 Home Runs: 1 (3x)  
Strikeouts: 6, 9/9/17 Hits: 6, 8/13/17  
Walks: 2 (6x), 7/6/18 Runs: 3, 8/13/17

## CAREER HIGHLIGHTS

- 2017:** Reported to the AZL Royals (Rookie) following the 2017 draft ... split his first professional season between AZL Royals and Idaho Falls (Rookie) ... combined to pitch to a 3.29 ERA (10 ER/27.1 IP) with 32 strikeouts and 10 walks in 16 relief appearances.
- Posted a 10.9 strikeout/9.0 innings ration for Idaho Falls in 13 appearances ... racked up 30 strikeouts over 24.2 innings.
- Finished 1-0 with a 0.66 ERA (1 ER/13.2 IP) over his final six appearances with Idaho Falls.

## MISCELLANEOUS NOTES

- Full name is **Andrew Beckwith** ... resides in Blythewood, South Carolina in the off-season.
- Graduated from Blythewood (S.C.) High in 2013 ... went 7-3 in 79.1 innings his senior year ... played second base, as well ... hit .351 (29-for-111) ... set a school record with nine career saves.
- Attended Coastal Carolina ... set the school's Division I ERA record as a freshman in 2014 with a 1.33 ERA in a team-high 29 appearances.
- Led the NCAA in wins in 2016, going 15-1 with a 1.85 ERA in 26 appearances (10 starts) ... earned three wins in three starts (two complete games) in the College World Series posting a 0.76 ERA en route to being named CWS' Most Outstanding Player.
- Named one of 55 players on the *Golden Spikes Award Watch List* his junior season in 2017.

## ANDREW BECKWITH

Year Club	Level	W	L	ERA	G	GS	CG	SHO	SV	IP	H	R	ER	HR	BB	SO	HBP	BK	WP	WHIP
2017 Idaho Falls	Rk	1	0	2.55	13	0	0	0	4	24.2	27	7	7	0	8	30	2	0	3	1.419
AZL Royals	Rk	0	0	10.13	3	0	0	0	0	2.2	5	3	3	0	2	2	1	1	0	2.625
2018 Wilmington	A+	1	0	1.42	11	0	0	0	0	12.2	15	3	2	0	1	11	1	0	0	1.263
Lexington	A	3	1	1.84	25	0	0	0	2	49.0	33	17	10	3	13	43	4	0	1	0.939
<b>Minors (2 Seasons)</b>		<b>5</b>	<b>1</b>	<b>2.22</b>	<b>52</b>	<b>0</b>	<b>0</b>	<b>0</b>	<b>6</b>	<b>89.0</b>	<b>80</b>	<b>30</b>	<b>22</b>	<b>3</b>	<b>24</b>	<b>86</b>	<b>8</b>	<b>1</b>	<b>4</b>	<b>1.169</b>



# SCOTT BLEWETT

## RIGHT-HANDED PITCHER

HEIGHT | WEIGHT | BATS | THROWS  
6-6 | 210 | R | R

BIRTHDATE: April 10, 1996

2019 Opening Day Age: 22

Birthplace/Resides: Syracuse, New York/Phoenix, Arizona



## 2018 SEASON

- Kansas City selected his contract on Nov. 20, 2018, making him a member of the 40-man roster for the first time in his career.
- Pitched for Surprise in the Arizona Fall League making six starts ... posted a 4-0 record with a 2.49 ERA (7 ER/25.1 IP) with a 1.145 WHIP ... struck out 21 and walked eight batters.
- Ranked seventh in the Texas League in ERA (4.79 ERA), third in starts (25), second in innings pitched (148.1 IP), fourth in walks (49) and fifth amongst starters in opponent's batting average (.281).
- Tossed second career complete game on August 10 v. Frisco allowing one run on eight hits with three strikeouts.
- Fanned a season-high eight batters on August 3 against Springfield over 6.0 innings of work.
- Over his final five appearances, posted a 2-0 record with a 2.27 ERA (9 ER/35.2 IP) with a 0.95 WHIP.

## AWARDS



### LEAGUE ALL-STAR

(Texas League, 2018, MiLB.com Org. 2017)



### PITCHER OF THE WEEK

(Texas League, 2018; Arizona Fall League, 2018)

## CAREER HIGHLIGHTS

Drafted: 2nd round, 2014 out of Baker (NY) High School

Professional Debut: July 11, 2014

First Professional Win: August 21, 2014

Contract selected by a Kansas City: November 20, 2018

Rated as the No. 15 Prospect by Baseball America

## SINGLE-GAME CAREER HIGHS

IP:	9.0 (2x), 8/10/18	Home Runs:	3, 5/20/17
Strikeouts:	12, 6/22/17	Hits:	10 (2x), 6/8/18
Walks:	6, 9/1/17	Runs:	8 (2x), 5/20/17

## CAREER HIGHLIGHTS

- **2017:** Spent the season with Wilmington (Advanced-A) making a career-high 27 starts ... ranked second in the Carolina League in innings pitched (152.2) and starts, fifth in strikeouts (129) and 10th in WHIP.
- Tossed the first shutout of his career on July 2nd in a win over the Salem Red Sox. In a scoreless 9 innings he allowed just four hits, no walks, and struck out four.
- Struck out a career high 12 hitters over 6.0 innings on June 22 in a no-decision effort against Salem... struck out 10 hitters on June 16 vs. Salem.
- **2016:** Made 25 starts for Lexington (A) ... worked two seven-inning complete games (May 28 at Hagerstown and June 24 v. Hagerstown) ... matched his career-high 7.0 innings in three starts during 2016 ... fanned 10 batters twice (July 12 at Kannapolis and August 24 at West Virginia).
- Over his final 10 starts held opposition to .231 average (46-for-199).
- **2015:** Joined Lexington on May 28 and made 18 starts in first full professional season.
- **2014:** Pitched his first season of professional baseball in Burlington (A) in 2014.

## MISCELLANEOUS NOTES

- Full name is **Scott Thomas Blewett**...resides in Phoenix, Ariz. during the off-season.
- Graduated from C.W. Baker High in Baldwinsville, N.Y., 2014...named New York's Player of the Year in 2013 after leading Baker to the AA State Championship
- Earned Gatorade New York Player of the Year honors, 2014, after going 4-0 with a 0.23 ERA and 50 strikeouts in 30.0 innings...finished 21-0 in his high school career.
- Turned down a scholarship to St. John's by signing with the Royals
- Went to high school with current Las Vegas Golden Knights forward, Alex Tuch.

@SBlewett7

## SCOTT THOMAS BLEWETT

Year Club	Level	W	L	ERA	G	GS	CG	SHO	SV	IP	H	R	ER	HR	BB	SO	HBP	BK	WP	WHIP
2014 Burlington	Rk	1	2	4.82	8	7	0	0	0	28.0	27	16	15	3	15	29	3	0	6	1.500
2015 Lexington	A	3	5	5.20	18	18	0	0	0	81.1	88	51	47	6	24	60	3	0	10	1.377
2016 Lexington	A	8	11	4.31	25	25	2	0	0	129.1	138	72	62	10	51	121	8	1	18	1.461
2017 Wilmington	A+	7	10	4.07	27	27	1	1	0	152.2	153	76	69	16	52	129	7	0	13	1.343
2018 Northwest Arkansas	AA	8	6	4.79	26	25	1	0	0	148.1	164	84	79	12	49	100	12	2	10	1.436
Minors (5 seasons)		27	34	4.54	104	102	4	1	0	539.2	570	299	272	47	191	439	33	3	57	1.410



# BRYAN BRICKHOUSE

RIGHT-HANDED PITCHER

HEIGHT | WEIGHT | BATS | THROWS  
6-0 | 212 | R | R

BIRTHDATE: June 6, 1992

2019 Opening Day Age: 26

Birthplace/Resides: Charlotte, N.C./the Woodlands, Texas



## 2018 SEASON

- In his first season back in professional baseball, Brickhouse pitched both for Wilmington (Advanced-A) and Northwest Arkansas.
- Named a mid-season All-Star for the Blue Rocks, posting a 1.99 ERA over 27 relief outings with a 0.947 WHIP.
- Struck out a season-high three batters four times in his 38 total appearances.
- Struggled with the Naturals, giving up a go-ahead, three-run home run to Tulsa on June 23 ... walked three batters on June 29 against San Antonio in a 4-3 extra-inning loss ... gave up a walk-off grand slam to Johan Mieses of Springfield on July 16.

## CAREER HIGHLIGHTS

- 2017:** Did not pitch due to injury (hyperextended elbow) and voluntarily retirement.
- 2016:** Did not pitch due to injury (Tommy John surgery)
- 2015:** Pitched with the Arizona League (Rookie) Royals and Idaho Falls (Rookie) Chukars ... posted a combined ERA of 2.93 (15.1 IP/ 5 ER) with 13 strikeouts against 11 walks in seven combined starts ... had his season cut short due to the need for Tommy John surgery.
- 2014:** Worked in nine games (eight starts) for Idaho Falls posting a 4.88 ERA (27.2 IP/15 ER) with 22 strikeouts against 10 walks ... logged 5.0 innings in his final two outings with a combined eight strikeouts and one walk ... missed most of the season due to injury.
- 2013:** Made 11 starts for Lexington (A) with a 2.25 ERA working a career-high 60.0 innings with 49 strikeouts and a 1.25 WHIP ... worked a career-high 7.0 innings twice with his best outing coming on May 25, 2013 scattering three hits with four strikeouts over 7.0 frames.
- 2012:** Pitched his first professional season with Idaho Falls and Kane County (A), pitching under former Naturals' manager, Vance Wilson.

## MISCELLANEOUS NOTES

- Full name is **William Bryan Brickhouse** ... resides in the Woodlands, Texas.
- Bypassed an opportunity to pitch at North Carolina-Chapel Hill by signing with the Royals as the 95th overall pick in the 2012 draft out of high school ... was high school teammates with Jameson Taillon, the 2nd overall pick by Pittsburgh in 2010.
- During his retirement, Brickhouse became a licensed real estate agent, like his mother, Tina.

## AWARDS

★ **LEAGUE ALL-STAR**  
(Carolina League, Mid-Season, 2018)

★ **PITCHER OF THE WEEK**  
(South Atlantic League, May 13, 2013)

## CAREER HIGHLIGHTS

Drafted: 3rd round, 2011 out of the Woodlands (TX) HS

Professional Debut: June 18, 2012 (Idaho Falls)

First Professional Win: July 3, 2012 (Kane County)

Previously ranked as high as No. 17 prospect by

*Baseball America* (2014).

## SINGLE-GAME CAREER HIGHS

IP:	7.0 (3x), 5/25/13	Home Runs:	2, 7/2/18
Strikeouts:	9, 5/6/13	Hits:	8, 8/1/12
Walks:	6, 7/20/12	Runs:	8, 7/8/12

## WILLIAM (BRYAN) BRICKHOUSE

Year	Club	Level	W	L	ERA	G	GS	CG	SHO	SV	IP	H	R	ER	HR	BB	SO	HBP	BK	WP	WHIP
2012	Idaho Falls	Rk	0	0	37.80	1	1	0	0	0	1.2	5	7	7	1	3	1	0	0	1	4.800
	Kane County	A	3	3	5.61	10	10	0	0	0	51.1	50	39	32	3	23	40	4	1	6	1.422
2013	Lexington	A	4	4	2.25	11	11	0	0	0	60.0	54	20	15	3	21	49	3	0	3	1.250
2014	Idaho Falls	Rk	1	2	4.88	9	8	0	0	0	27.2	30	18	15	3	10	22	2	1	8	1.446
2015	Idaho Falls	Rk	0	0	3.00	3	3	0	0	0	9.0	5	3	3	1	5	6	0	0	1	1.111
	AZL Royals	Rk	0	0	2.84	4	4	0	0	0	6.1	5	2	2	1	6	7	0	0	1	1.737
2016																					
2017																					
2018	Wilmington	A+	1	0	1.99	27	0	0	0	14	31.2	11	7	7	0	19	39	1	0	3	0.947
	Northwest Arkansas	AA	0	5	11.81	11	0	0	0	0	10.2	18	18	14	5	12	11	0	1	3	2.813
	Minors (5 seasons)		9	14	4.31	76	37	0	0	14	198.1	178	114	95	17	99	175	10	3	26	1.397



# JOHN BRONTSEMA

INFIELDER

HEIGHT | WEIGHT | BATS | THROWS  
6-2 | 185 | R | R

BIRTHDATE: December 13, 1994

2019 Opening Day Age: 24

Birthplace/Resides: Santa Barbara, Calif./Santa Barbara, Calif.



## 2018 SEASON

- Spent most of the season with Northwest Arkansas after being transferred from Wilmington (Advanced-A) on April 29.
- Matched his career-high in hits (four) on May 17 v. Arkansas for the third time in his career ... finished a triple shy of the cycle.
- Made professional debut on the mound on July 8 at Corpus Christi and took an at-bat as a pitcher, becoming the third "pitcher" in franchise history with an at-bat.
- Placed on the 7-day disabled list on July 16 due to a back injury and missed the remainder of 2018.

## CAREER HIGHLIGHTS

- 2017:** Split 2017 between Lexington (A) and Wilmington (Advanced-A) ... batted a combined .296/.381/.435 between the two stops ... began the season with the Legends in late-May... recorded a career-best four hits on two separate occasions on June 16 v. Hagerstown (4-for-4) and Aug. 2 v. West Virginia (4-for-5) ... scored a career-high five runs on June 16.
- Joined Wilmington on Aug. 8 and played the remainder of the season for the Blue Rocks ... batted .226 with a home run and two runs batted in 22 games.
- Hit all five of his career home runs during 2017 ... four with Lexington and one with Wilmington.
- 2016:** Began his professional career with the Surprise Royals of the Arizona League ... later promoted to Wilmington (Advanced-A) for the final three games of the season.
- Ranked second in the Arizona League in batting average, third in hits and on-base percentage ... named Arizona League Postseason All-Star.

## MISCELLANEOUS NOTES

- Full name is **John Alexander Brontsema** ... currently resides in Santa Barbara, California.
- Attended University of Cal State-Irvine ... went to the College World Series in 2014 as a freshman...hit .289/.364/.389 his junior season (2016) with 35 runs in 47 games ... played shortstop for the Anteaters.
- Graduated from Santa Barbara High School in 2013 ... voted team MVP ... named to the All-City Team his senior season ... hit .391 with 34 hits, including eight doubles, two triples and two home runs.
- His father, Bob, was the long-time baseball coach at UC-Santa Barbara...he posted more victories than any coach in school history...named a two-time Big West Conference Coach of the year ... guided the Gauchos to the NCAA tournament in 1996 and 2001 ... currently an Assistant Athletic Director at UCSB.

 @jbronts11

## JOHN ALEXANDER BRONTSEMA

Year	Team	Level	G	AB	R	H	2B	3B	HR	RBI	SB	CS	BB	SO	AVG	OBP	SLG	GDP	HP	SH	SF
2016	Wilmington	A+	3	12	1	3	0	0	0	0	0	0	0	3	.250	.250	.250	0	0	0	0
	AZL Royals	Rk	47	175	34	60	9	1	0	24	9	4	13	30	.343	.395	.406	2	4	0	3
2017	Wilmington	A+	22	62	5	14	2	0	1	2	0	1	5	19	.226	.284	.306	0	0	1	0
	Lexington	A	52	161	31	52	12	1	4	21	6	2	17	41	.323	.416	.484	3	10	0	2
2018	Northwest Arkansas	AA	37	109	17	25	5	1	2	10	5	1	8	31	.229	.309	.349	3	5	0	1
	Wilmington	A+	4	12	2	3	0	0	0	0	0	1	4	4	.250	.438	.250	0	0	0	0
All Levels (3 Seasons)			165	531	90	157	28	3	7	57	20	9	47	128	.296	.370	.399	8	19	1	6



## D.J. BURT

### INFIELDER

HEIGHT | WEIGHT | BATS | THROWS  
5-9 | 160 | R | R

BIRTHDATE: October 13, 1995

2019 Opening Day Age: 23

Birthplace/Resides: Raleigh, N.C./Fuquay-Varina, N.C.



## 2018 SEASON

- Played his second straight season with Wilmington (Advanced-A).
- Led the league in stolen bases (32), sacrifice hits (12) ... eighth in average (.280), fifth in on-base percentage (.367), fourth in runs (72) and tied for fourth in triples (7).
- Used as a utility player for the Blue Rocks playing second, third and shortstop along with left field ... made first career start in left on April 25 v. Potomac and first career start at third base on May 26 v. Salem.
- Led Wilmington in multi-hit games (33) and recorded a hit in 79 of 111 games (71-percent).
- Logged a season-high nine-game hitting streak from July 7 to July 19 where he hit .348/.404/.522 with two home runs, eight RBIs, two doubles and five walks.
- Played for Melbourne in the Australian Baseball League and hit .288/.414/.413 with a home run for the Aces ... was a teammate with former big league closer, Byung-Hyun Kim.

## AWARDS



### LEAGUE ALL-STAR

(Carolina League, Mid-Season, 2018)

(Carolina League, Postseason, 2018)

## CAREER HIGHLIGHTS

Drafted: 4th round, 2014 out of Fuquay-Varina (NC) HS

Professional Debut: June 19, 2014 (AZL Royals)

First Professional Hit: June 20, 2014 (Single)

2018 Wilmington Player of the Year

Stolen Base Champion in Carolina League, 2018 (32)

Rated as No. 28 prospect by MLB Pipeline.com in 2018

Posted 62-game on-base streak from July 12, 2015 to April 16, 2016

## SINGLE-GAME CAREER HIGHS

Hits: 4 (6x), 5/4/2017 Runs: 4, 7/17/15

Doubles: 2 (2x), 5/17/17 Stolen Bases: 2, (20x)

RBI: 5 (2x), 8/10/16 Hit Streak: 15, 8/27/15-4/10/16

## CAREER HIGHLIGHTS

- **2017:** Played the entire season with Wilmington (Advanced-A) ... missed the final month of the season due to a left injury ... ranked fifth in the Carolina League in stolen bases (32) ... finished one shy of leading all Royals' farmhands for the 2017 season.
- Matched a career-best four hits (4-for-6) on May 4th at Down East ... recorded a double, two runs batted in a run scored and a stolen base ... marked the sixth time in his career he's collected four hits.
- **2016:** Spent all season with Lexington (A) ... stole a career-high 43 bases and finished tied for second in the South Atlantic League in thefts while ranking fourth in runs (74) ... collected three four-hit games for the Legends ... drove in a career-high five RBIs on two separate occasions: April 19 at Asheville and Aug. 10 v. Asheville -- homered in both contests.
- **2015:** Played all season with Idaho Falls (Rookie) ... led the Pioneer League in sacrifice hits (10) and ranked third in runs (56) and walks (40)...reached base in 59 of his 62 games for the Chukars including his final 54 consecutive games.
- Clubbed his first career home run on June 30, 2014 against Greenville for Burlington (Rookie).

## MISCELLANEOUS NOTES

- Full name is **Dawon JaMarcus Burt**...currently resides in Fuquay-Varina, North Carolina.
- Graduated from Fuquay-Varina (N.C.) High School where he hit .423 as a senior...committed to Marianna Chipola (Fla.) Junior College before signing with the Royals.
- Named a 2014 Perfect Game Honorable Mention.

## DAWON JAMARCUS NORMAN BURT

Year	Team	Level	G	AB	R	H	2B	3B	HR	RBI	SB	CS	BB	SO	AVG	OBP	SLG	GIDP	HP	SH	SF
2014	Burlington	Rk	49	144	17	31	1	0	2	9	7	3	15	25	.215	.301	.264	2	3	0	1
2015	Idaho Falls	Rk	65	248	56	72	6	8	1	28	20	7	40	58	.290	.392	.391	0	3	10	2
2016	Lexington	A	125	474	74	122	16	5	4	59	43	17	51	108	.257	.335	.338	6	7	5	5
2017	Wilmington	A+	103	365	52	83	19	5	0	29	32	13	64	101	.227	.347	.307	9	5	7	4
2018	Wilmington	A+	111	410	72	115	14	7	3	46	32	10	59	98	.280	.367	.371	8	0	12	5
Minors (5 seasons)			453	1641	271	423	56	25	10	171	134	50	229	390	.258	.352	.341	25	18	34	17



# GABRIEL CANCEL

## INFIELDER

HEIGHT | WEIGHT | BATS | THROWS  
6-1 | 185 | R | R

BIRTHDATE: December 8, 1996

2019 Opening Day Age: 22

Birthplace/Resides: Manati, P.R./Arecibo, P.R.



## 2018 SEASON

- Played his first season with Wilmington (Advanced-A) and set career-highs in RBIs (73), doubles (31) and games played (120).
- Ranked tied for second in the Royals' organization in RBIs and in doubles.
- Hit his first career grand slam against Down East on June 12.
- Spent a week on the disabled list due to a lower body injury in late-April.
- Posted a season-high six-game hitting streak from July 11 to July 16.
- Smacked his lone career grand slam on June 12 at Down East and logged his career-best four RBIs in the contest.
- Posted 18 multi-RBI games including nine games with three or more runs batted in.

## AWARDS



**ORGANIZATIONAL ALL-STAR**  
(MiLB Organizational, 2017)

## CAREER HIGHLIGHTS

Drafted: 7th round, 2015, Padre A. Reyes Belen (PR) HS

Professional Debut: June 22, 2015 (AZL Royals)

First Professional Hit: June 22, 2015 (Single)

Tied for Carolina League leader in doubles (31), 2018

Multi-Home Run Games: 1, 4/28/17 v. Hagerstown

## SINGLE-GAME CAREER HIGHS

Hits: 3 (27x), 7/15/2018 Runs: 3 (5x), 7/7/18

Doubles: 2 (8x), 7/15/18 Stolen Bases: 2, 7/3/17

RBI: 4, 6/12/18 Hit Streak: 9, 8/3-8/11/17

## CAREER HIGHLIGHTS

- **2017:** Spent the entire season with Lexington (A) ... posted career-bests in home runs (14) and stolen bases (9) ... finished fifth amongst Royals' farmhands in extra-base hits (46).
- Ranked 13th in the South Atlantic League in average, tied for seventh in home runs and tied for eighth in doubles.
- Clubbed his lone career multi-home run game on April 28 v. Hagerstown and finished 3-for-4 with three runs scored on the game
- **2016:** Spent all season with the Burlington (Rookie) Royals ...recorded 14 multiple-hit games for the B-Royals...ranked among the Appalachian League leaders in doubles (tied for second), extra-base hits (24, tied for third) and slugging percentage (.494, fifth).
- **2015:** Began his professional career with the Surprise (Rookie) Royals of the Arizona League ... batted just .209/.279/.351 in 34 games.

## MISCELLANEOUS NOTES

- Full name is **Gabriel Octavio Diaz Cancel** ... currently resides in Arecibo, Puerto Rico.
- Last name pronounced *CANN-sell*.
- Graduated from Padre Anibal Reyes Belen (P.R.) High School in 2015 ... has played for Cangrejeros de Santurce of the Puerto Rican Winter League each off-season since 2016.

## GABRIEL OCTAVIO CANCEL

Year	Team	Level	G	AB	R	H	2B	3B	HR	RBI	SB	CS	BB	SO	AVG	OBP	SLG	GDP	HP	SH	SF
2015	AZL Royals	Rk	34	134	16	28	5	4	2	14	6	1	10	44	.209	.279	.351	1	3	3	0
2016	Burlington	Rk	46	172	28	50	18	1	5	26	1	2	15	32	.291	.346	.494	2	0	1	1
2017	Lexington	A	103	401	70	111	30	2	14	49	9	8	23	99	.277	.324	.466	5	6	1	2
2018	Wilmington	A+	120	455	54	118	31	1	8	73	7	4	35	91	.259	.316	.385	9	7	1	9
Minors (4 seasons)			303	1162	168	307	84	8	29	162	23	15	83	266	.264	.319	.425	17	16	6	12



# CRISTIAN CASTILLO

## LEFT-HANDED PITCHER

HEIGHT | WEIGHT | BATS | THROWS  
6-0 | 190 | L | L

BIRTHDATE: September 25, 1994

2019 Opening Day Age: 24

Birthplace/Resides: Monterrey, Mexico/Monterrey, Mexico



## 2018 SEASON

- Split the season between Wilmington (Advanced-A) and Northwest Arkansas ... joined the Naturals on July 18.
- Named the Blue Rocks Opening Day starter ... missed over a week of action during May on the disabled list and reactivated on May 28 ... transitioned to the bullpen during that time and made first relief outing on May 30.
- Logged a 1.08 ERA (2 ER/16.2 IP) with 16 strikeouts and one walk in eight relief outings.
- Began his Double-A career with 7.1 innings of perfect relief over his first three outings.
- Matched a season-high seven strikeouts on August 28 at Tulsa over 3.1 innings of work.
- Held Texas League left-handed hitters to a .200 (6-for-30) average ... right-handers batted .250 (14-for-56) against Castillo.

## CAREER HIGHLIGHTS

- 2017:** Spent the season with Wilmington (Advanced-A) starting 26 games for the Blue Rocks ... ranked fifth in the Carolina League in innings (141.2 IP) ... ranked second on the club in innings and posted the club's second-highest strikeout total (105).
- Posted season-best 8.0 innings on two different occasions doing so on June 15 v. Salem and at Potomac on July 9 ... struck out four and six batters, respectively.
- Named a Carolina League Mid-Season All-Star ... finished 4-3 with a 2.80 ERA in 13 first half starts with 54 strikeouts over 70.2 innings ... went 3-9 with a 5.45 ERA over his final 13 starts.
- 2016:** Named Burlington Royals Pitcher of the Year ... ranked amongst Appalachian League leaders in innings (tied for first), opponents' average (.212, first), strikeouts (second), WHIP (0.99, second) wins (tied for fourth) and ERA (fifth)...also named a Postseason All-Star for his efforts.
- Made his best career start on July 29, 2016 v. Pulaski...9.0 inning, complete-game, one-hit, shutout... posted a career-high 11 strikeouts against just one walk.
- 2015:** Pitched first professional season with the Dominican Summer League Royals ... led the DSL Royals in starts and strikeouts.

## MISCELLANEOUS NOTES

- Full name is **Cristian Castillo**...currently resides in Monterrey, Mexico.
- Has pitched each of the last three off-seasons with Los Caneros de Los Mochis of the Mexican Pacific Winter League ... has compiled a 1-1 record with a 3.38 ERA (7 ER/18.2 IP) with a 0.964 WHIP including 21 strikeouts and six walks.
- Originally signed as a 20-year old out of Mexico in December, 2015.

## AWARDS

- ★ **LEAGUE ALL-STAR**  
(Carolina League, Mid-Season, 2017)  
(Appalachian League, Postseason, 2016)
- ★ **PITCHER OF THE YEAR**  
(Appalachian League, 2016)
- ★ **PITCHER OF THE WEEK**  
(Appalachian League, July 31, 2016)

## CAREER HIGHLIGHTS

Signed: Non-Drafted Free Agent, Dec. 15, 2014

Professional Debut: June 1, 2015 (AZL Royals)

First Professional Win: July 3, 2012 (Kane County)

Previously ranked as high as No. 17 prospect by  
*Baseball America* (2014).

## SINGLE-GAME CAREER HIGHS

IP: 9.0, 7/29/16 Home Runs: 4, 8/19/17  
Strikeouts: 11, 7/29/16 Hits: 11 (2x), 4/21/18  
Walks: 4 (3x), 6/4/17 Runs: 8, 4/21/18

## CRISTIAN CASTILLO

Year Club	Level	W	L	ERA	G	GS	CG	SHO	SV	IP	H	R	ER	HR	BB	SO	HBP	BK	WP	WHIP
2015 DSL Royals	Rk	0	4	2.67	14	14	0	0	0	67.1	52	28	20	4	15	58	4	0	6	0.995
2016 Burlington	Rk	6	3	3.13	12	12	1	1	0	72.0	57	28	25	3	14	73	4	0	6	0.986
2017 Wilmington	A+	7	12	4.13	26	26	0	0	0	141.2	155	79	65	11	48	105	7	0	11	1.433
2018 Northwest Arkansas	AA	2	2	5.40	11	0	0	0	0	21.2	20	13	13	3	4	22	1	0	1	1.108
Wilmington	A+	4	5	5.16	17	9	0	0	0	59.1	66	35	34	10	13	49	3	0	2	1.331
Minors (4 seasons)		19	26	3.90	80	61	1	1	0	362.0	350	183	157	31	94	307	19	0	26	1.227



# GARRETT DAVILA

## LEFT-HANDED PITCHER

HEIGHT | WEIGHT | BATS | THROWS  
6-2 | 180 | L | L

BIRTHDATE: January 17, 1997

2019 Opening Day Age: 22

Birthplace/Resides: Dallas, Texas/Belmont, N.C.



## 2018 SEASON

- Spent his second full season with Lexington (A) as a member of the South Atlantic League Championship team.
- Made 18 starts and seven relief outings ... carried a 3.98 ERA (36 ER/81.1 IP) as a starter and a 4.91 ERA (14 ER/25.2 IP) as a reliever.
- Logged seven quality starts in his 18 opportunities, matching a career-high seven innings on two occasions.
- Struck out a career-high nine batters in 4.1 innings of relief on July 12 against Augusta.
- Held right-hand hitters to a .229 (64-for-279) average compared to a .248 (30-for-121) clip against left-handed hitters.
- Recorded his best stretch from July 17 to August 17 working in six games, making two starts ... went 4-1 with a 3.12 ERA (9 ER/26.0 IP) with a 1.18 WHIP.
- Did not appear for the Legends during the postseason championship run.

## AWARDS

★ **BASEBALL AMERICA ROOKIE ALL-STAR**  
(Burlington Royals, 2016)

★ **SOUTH ATLANTIC LEAGUE CHAMPION, 2018**

## CAREER HIGHLIGHTS

Drafted: 4th round, 2015, South Point (NC) HS

Professional Debut: June 25, 2015 (Burlington)

First Professional Win: June 25, 2015

Finished 7-0 in first professional season with Burlington

## SINGLE-GAME CAREER HIGHS

IP: 7.0 (3x), 5/24/18 Home Runs: 3 (2x), 6/30/18

Strikeouts: 11, 7/29/16 Hits: 10 (2x), 7/10/17

Walks: 6, 7/30/18 Runs: 9, 7/12/18

## CAREER HIGHLIGHTS

- 2017:** Pitched his first full professional season with Lexington (A) ... logged a career-high 125.2 innings with 92 strikeouts.
- Posted his best month in August making five appearances, four starts, with a 2-1 record and a 1.64 ERA (4 ER/22.0 IP) with an opponent's average of .208 ... took a perfect game into the sixth inning on August 3 against Hickory to earn his first victory in six outings ... finished with a final line of 6.0 innings, one hit, no runs, four strikeouts, two walks and two hit batsmen.
- 2016:** Spent his first season of professional baseball with Burlington (Rookie) ... started his professional career with 12.2 innings of scoreless baseball ... won seven of his 12 outings and did not allow more than four runs in a single game.
- Fanned five or more hitters in seven of his 12 starts for the B-Royals.
- Rated as the No. 19 prospect by MLB Pipeline.com entering 2016 season.
- 2015:** Was not assigned an affiliate following the 2015 draft and pitched in extended spring training in Arizona.

## MISCELLANEOUS NOTES

- Full name is **Garrett Oscar Davila** ... currently resides in Belmont, North Carolina.
- Native of Dallas, Texas ... moved to Belmont, North Carolina in August, 2011 ... by passed an opportunity to pitch for the University of Tennessee.
- Became the highest draft pick out of Gaston County since Chris Mason was selected in the 2nd round by Tampa Bay in 2005.
- His senior season at South Point High, he finished 8-0 with a 0.11 ERA and 116 strikeouts in 64.1 innings, and allowed one earned run all season ... named Big South Conference Player of the Year.

@GarrettDavila13

## GARRETT OSCAR DAVILA

Year Club	Level	W	L	ERA	G	GS	CG	SHO	SV	IP	H	R	ER	HR	BB	SO	HBP	BK	WP	WHIP
2016 Burlington	Rk	7	0	2.77	12	12	0	0	0	65.0	56	21	20	2	27	55	3	1	4	1.277
2017 Lexington	A	8	8	5.08	27	21	0	0	3	125.2	127	78	71	8	52	92	18	1	6	1.424
2018 Lexington	A	7	7	4.21	25	18	0	0	0	107.0	94	58	50	22	49	84	9	0	11	1.336
All Levels (3 Seasons)		22	15	4.26	64	51	0	0	3	297.2	277	157	141	32	128	231	30	2	21	1.361



## NICK DINI

### CATCHER

HEIGHT | WEIGHT | BATS | THROWS  
5-9 | 205 | R | R

BIRTHDATE: July 27, 1993

2019 Opening Day Age: 25

Birthplace/Resides: Monroe, N.J./Monroe Township, N.J.



## 2018 SEASON

- Opened the season at Triple-A, Omaha, due to injury to All-Star catcher, Salvador Perez ... shipped to Northwest Arkansas on April 26 following the end of Perez's rehab assignment.
- Combined to hit .251/.294/.398 with 14 doubles, 11 home runs and 43 RBIs and threw out 23-of-62 of baserunners, good for 37.1-percent.
- Recorded his first career multi-home run game on June 21 at Tulsa ... hit a three-run homer and a solo shot and matched a career-high four RBIs in a 17-3 win.
- Hit first career walk-off home run on May 15 v. Arkansas and was the 12th walk-off homer in franchise history ... the first since May, 2015.
- Hit .348 (23-for-66) with two home runs, nine RBIs and two doulbes in his best month of June.
- Placed on the 7-day disabled list in late-August and missed the final five games of the regular season.

## AWARDS



### LEAGUE ALL-STAR

(Texas League Mid-Season, 2018)



### ORGANIZATIONAL ALL-STAR

(MiLB Organizational, 2017)

## CAREER HIGHLIGHTS

Drafted: 14th round, 2015, Wagner (N.Y.) College

Professional Debut: June 21, 2015 (Idaho Falls)

First Professional Hit: June 21, 2015 (RBI, Single)

Walk-off home run game on May 15, 2018 v. Arkansas

Multi-home run on June 21, 2018 at Tulsa

Walk-off RBI sac fly on June 30, 2017 v. Corpus Christi

## SINGLE-GAME CAREER HIGHS

Hits: 3 (19x), 6/21/2018 Runs: 4, 7/6/17

Doubles: 2, 7/30/15 Stolen Bases: 2, 8/19/16

RBI: 4 (2x), 6/21/18 Hit Streak: 12, 5/15-6/7/17

## CAREER HIGHLIGHTS

- 2017:** Dini split the year between Lexington (A) and the Naturals ... hit .302 (93-for-308) while posting career-highs in doubles (19), RBIs (36), stolen bases (10), walks (22) and games played (88)...matched 2016 high with four home runs.
- Named Naturals Player of the Month for July...slashed .346/.398/.432 with a home run, nine RBIs, four doubles, eight runs scored and stole four bases in 18 games.
- Played 12 games in the Arizona Fall League for the Surprise Saguaros hitting .211 (8-for-38) with 6 RBIs.
- 2016:** Split season across four levels in the Royals organization ... slashed a combined .319/.365/.362 with three doubles, nine RBIs and three stolen bases in 20 games ... missed six weeks of the season due to a hand injury.
- 2015:** Began his career with an 11-game hit-streak in Idaho Falls where he hit .366 (15-for-41) wit a homer, eight runs batted in and three doubles...posted a .435 on-base average over the stretch.

## MISCELLANEOUS NOTES

- Full name is **Nicholas Carl Dini**...resides in Township, N.J. in the off-season
- Attended Wagner (N.Y.) College...named team MVP as a sophomore (2013), while playing catcher and third base...hit .400 as a senior (2015) to earn All-Northeast Conference Player of the Year honors
- Finished his career at Wagner as the all-time leader in hits (245), games played (215) and starts (215).

@NickDini11

## NICOLAS CARL DINI

Year	Team	Level	G	AB	R	H	2B	3B	HR	RBI	SB	CS	BB	SO	AVG	OBP	SLG	GDP	HP	SH	SF
2015	Idaho Falls	Rk	42	155	31	49	11	0	4	29	2	0	16	17	.316	.383	.465	5	2	2	2
2016	Wilmington	A+	7	24	2	5	1	0	0	1	0	0	0	3	.208	.240	.250	1	1	0	0
	Lexington	A	2	3	1	1	0	0	0	0	0	0	2	.333	.500	.333	0	1	0	0	
	Idaho Falls	Rk	9	37	7	14	2	0	0	7	1	1	2	3	.378	.410	.432	1	0	0	0
	AZL Royals	Rk	2	5	0	2	0	0	0	1	2	0	0	0	.400	.500	.400	1	1	0	0
2017	Northwest Arkansas	AA	64	216	22	67	9	0	2	25	8	2	17	26	.310	.381	.380	9	9	1	2
	Lexington	A	24	92	19	26	10	0	2	11	2	0	5	8	.283	.323	.457	1	1	0	1
2018	Omaha	AAA	14	39	4	13	4	0	3	6	0	0	1	5	.333	.350	.667	1	0	0	0
	Northwest Arkansas	AA	80	280	40	67	10	0	8	37	7	1	12	64	.239	.287	.361	6	8	1	3
Minors (4 seasons)			244	851	126	244	47	0	19	117	22	4	53	128	.287	.342	.409	25	23	4	8



# DANIEL DUARTE

## RIGHT-HANDED PITCHER

HEIGHT | WEIGHT | BATS | THROWS  
6-0 | 168 | R | R

BIRTHDATE: December 4, 1996

2019 Opening Day Age: 22

Birthplace/Resides: Huatabampo, Mexico/Etchojoa, Mexico



## 2018 SEASON

- Made his Royals' organizational debut in 2018 ... split the season between Idaho Falls (Rookie) and Lexington (A).
- Received on a loan from Quintana Roo on June 30 ... added to Idaho Falls from extended spring training July 2 and pitched 14.0 innings and allowed one unearned run over seven relief appearances for the Chukars.
- Promoted to Lexington on August 9 and worked in six relief outings posting a 2.31 ERA (3 ER/11.2 IP).
- Made two relief appearances in the postseason for Lexington and allowed four runs on five hits over 5.0 innings of work.
- Pitched for Los Mochis of the Mexican Pacific Winter League and appeared in 32 games in relief with a 5-1 record and a 2.10 ERA with 27 strikeouts over 34.1 innings.

## AWARDS



**SOUTH ATLANTIC LEAGUE CHAMPION**

## CAREER HIGHLIGHTS

Selected in the minor league phase of the 2017 Rule 5

Professional Debut: June 21, 2015 (AZL Rangers)

First Professional Win: June 16 2016

Pitched in Mexican League in 2017 and went 6-1 with a 2.70 ERA in 37 relief outings for Quintana Roo.

## SINGLE-GAME CAREER HIGHS

IP:	7.2, 8/10/16	Home Runs:	1 (6x), 8/15/18
Strikeouts:	7, 8/10/16	Hits:	10, 7/7/16
Walks:	3 (3x), 7/8/17	Runs:	7, 7/7/16

## CAREER HIGHLIGHTS

- 2017:** Pitched in the Mexican League for los Tigres de Quintana Roo ... recieved by the Tigres on loan on April 18 ... made 37 relief appearances for los Tigres ... finished 6-1 with a 1.96 ERA (8 ER/36.2 IP) with 32 strikeouts against 10 walks ... posted a 1.12 WHIP.
- Acquired by the Royals in the minor league portion of the 2017 Rule 5 Draft.
- Pitched for los Yaquis de Obregon of the Mexican Pacific Winter League in 2016-17 ... appeared in 22 games, all in relief..finished 2-0 with a 4.82 ERA with 24 strikeouts over 28.0 innings.
- 2016:** Worked in the Dominican Summer League Rangers (1) and pitched in 12 games making 11 starts ... logged a 6-3 record with a 3.05 ERA (20 ER/59.0 IP) with 44 strikeouts against 13 walks ... struck out a career-best seven batters over a career-high 7.2 innings in a start against the DSL Yankees on August 10.
- Posted his best start on July 14, 2016 against the DSL Indians...pitched a 7.0 inning, complete-game shutout, scattering eight hits and striking out by four.
- 2015:** Made his professional debut on June 21, 2015 with the Arizona League Rangers...worked in four games, making two starts...posted a 0-1 record with a 5.68 ERA (4 ER/6.1 IP).
- Originally signed as a non-drafted free agent by the Texas Rangers on July 2, 2013.

## MISCELLANEOUS NOTES

- Full name is **Daniel Francisco Duarte** ... currently resides in Huatabampo, Mexico during the off-season.

## DANIEL FRANCISCO DUARTE

Year Club	Level	W	L	ERA	G	GS	CG	SHO	SV	IP	H	R	ER	HR	BB	SO	HBP	BK	WP	WHIP
2015 AZL Rangers	Rk	0	1	5.68	4	2	0	0	0	6.1	6	4	4	0	2	3	0	1	2	1.263
16-17 Obregon	FgW	0	0	5.40	5	0	0	0	0	5.0	9	3	3	0	4	3	1	0	0	2.600
2016 Rangers 1	F-Rk	6	3	3.05	12	11	1	0	0	59.0	66	24	20	2	13	44	3	0	9	1.339
2017 Quintana Roo	AAA	6	1	1.96	37	0	0	0	0	36.2	31	11	8	2	10	32	1	0	1	1.118
17-18 Obregon	FgW	2	0	4.82	22	0	0	0	0	28.0	27	15	15	0	14	24	3	0	1	1.464
2018 Quintana Roo	AAA	2	1	4.26	21	0	0	0	0	19.0	20	9	9	1	8	19	0	0	3	1.474
Lexington	A	1	0	2.31	6	0	0	0	0	11.2	8	3	3	1	5	11	0	0	0	1.114
Idaho Falls	Rk	0	1	0.00	7	0	0	0	1	14.0	12	1	0	0	3	14	0	1	0	1.071
18-19 Los Mochis	FgW	5	1	2.10	32	0	0	0	0	34.1	27	11	8	3	21	27	1	0	3	1.398
Minors (3 seasons)		9	6	2.95	50	13	1	0	1	110.0	112	41	36	4	31	91	3	1	15	1.300
Foreign (3 seasons)		13	2	2.94	96	0	0	0	0	104.0	94	40	34	5	49	86	6	0	5	1.375



## SAMIR DUEÑEZ

### INFIELDER/DESIGNATED HITTER

HEIGHT | WEIGHT | BATS | THROWS  
6-1 | 230 | L | R

BIRTHDATE: June 11, 1996

2019 Opening Day Age: 22

Birthplace/Resides: Macuto, Venezuela/Catia La Mar, Venezuela



## 2018 SEASON

- Limited to 80 games with the Naturals slashing .282/.357/.463 with 18 doubles, two triples and 10 homers and 60 RBIs.
- Missed 56 games due to a right wrist injury on May 17 ... reinstated on July 16 after a seven-game rehab assignment with Surprise of the Arizona Rookie League.
- Ranked second among Double-A players in RBIs (41) from the time of his reinstatement to the end of the season ... batted .303/.392/.473 with 11 doubles, a triple and five homers over his final 48 games.
- Finished a triple shy of the cycle on Aug. 24 v. Springfield, second time in his career, and collected a season-high four hits.
- Hit .340/.408/.510 (34-for-100) with runners in scoring position ... hit .317/.381/.538 (46-for-145) with runners on base, overall.
- Played in 17 games for La Guaira in the Venezuelan Winter League and hit .224 (13-for-58) with two doubles, a triple and two homers with six RBIs.

## CAREER HIGHLIGHTS

- 2017:** Appeared in 132 games for the Naturals, including 104 games at first base posting a .988 fielding percentage ... clubbed a career-best 17 home runs (14 v. right-handed pitching).
- Led the Naturals in home runs and RBIs (75) ... ranked second on the club with a .402 slugging percentage (min. 250 at-bats) ... ranked third in the league in games played, second in at-bats and third in RBIs.
- Recorded his second career multi-home run game on Aug. 5th vs Springfield ... hit the go-ahead home run in the Naturals 2-1 win over Tulsa on June 25 at ONEOK Field off top Dodgers' pitching prospect, **Walker Buehler** ... posted a career-best five RBI game on April 23 v. Tulsa.
- Added to the Royals 40-man roster on Nov. 18, 2016...entered the season rated as the No. 19 prospect by *Baseball America* in Kansas City's organization.
- Rated as the No. 13 prospect by *Baseball America* in the Royals' system in 2018.
- 2016:** Posted a career-year yeilding a slash line of .284/.336/.438 (151-for-532) with career highs in home runs (13) and RBI (100) between Lexington (A), Wilmington (Advanced-A), and the Naturals.
- Joined NWA on August 23 from Wilmington ... became the youngest player on the Naturals' roster (age 20) ... started out 6-for-16 with three doubles, five RBIs and three runs scored in his first four games.
- Named 2016 Wilmington Player of the Year after hitting .300/.363/.479 (64-for-213) in 56 games ... led Royals minor league players with 100 RBI, 14 more than the former Natural, Jorge Bonifacio, who finished 2<sup>nd</sup> amongst Royals' farmhands ... recorded 26 stolen bases in 30 attempts (86.7%), setting a career high for steals.
- Rated as the No. 19 prospect in the Royals organization by *Baseball America* in 2016.
- 2015:** Spent the entire 2015 season with Lexington (A) ... posted a .266 batting average (96-for-277), 13 doubles, 4 triples, a home run and 37 RBI, as well as 11 stolen bases ... made starts at first base, left field and designated hitter while with Lexington in 2015.
- Recorded a career-high five hits on August 3 vs. Augusta, going 5-for-6 with a double a one RBI.
- 2014:** Split time with Idaho Falls (Rookie) and Lexington (A) in the 2014 season ... was transferred to Lexington on April 1...finished the rest of the season by hitting .232 (33-for-142) with 9 doubles, 2 triples and 9 RBI.
- Rated the No. 17 prospect in the Pioneer League by *Baseball America* in 2014.
- 2013:** In 2013, earned Surprise Player of the Year honors...also named Arizona League postseason All-Star.

## AWARDS



### LEAGUE ALL-STAR

(Texas League Mid-Season, 2017)  
(Arizona League Postseason, 2013)



### PLAYER OF THE YEAR AWARD

(Wilmington, 2016)  
(AZL Royals, 2013)

## CAREER HIGHLIGHTS

Signed as a non-drafted free agent, July 7, 2012

Contract selected by Kansas City on Nov. 18, 2016

Non-tendered by Kansas City on Nov. 30, 2018 ...

resigned as a minor league free agent on Dec. 17, 2018

Two career multi-home run games: April 28, 2016 at

Columbia (NYM) ... Aug. 5, 2017 at Springfield (STL)

## SINGLE-GAME CAREER HIGHS

Hits:	5, 8/3/15	Runs:	4 (2x), 8/3/16
Doubles:	2 (12x), 7/28/18	SB:	2 (5x), 8/1/18
RBI:	5, 4/23/17	Hit Streak:	10, 4/23-5/17


# DUEÑEZ BIO CONTINUED

## MISCELLANEOUS NOTES

- Full name is **Samir Yarin Dueñez**...resides in Catia La Mar, Venezuela ... last name pronounced *dwen-yez*
- Signed with the Royals at the age of 16 for \$425,000 as a third baseman.

SAMIR YARIN DUEÑEZ																					
Year	Team	Level	G	AB	R	H	2B	3B	HR	RBI	SB	CS	BB	SO	AVG	OBP	SLG	GDP	HP	SH	SF
2013	AZL Royals	Rk	47	187	26	55	12	2	0	19	6	4	12	27	0.294	0.337	0.380	4	0	0	0
2014	Lexington	A	41	142	12	33	9	2	0	9	2	1	7	19	0.232	0.268	0.324	1	0	0	0
	Idaho Falls	Rk	39	135	16	41	7	1	1	27	4	2	10	20	0.304	0.347	0.393	2	0	2	2
2015	Lexington	A	101	361	47	96	13	4	1	37	11	5	24	33	0.266	0.314	0.332	6	2	7	2
2016	Northwest Arkansas	AA	14	54	4	15	5	0	0	9	2	0	5	12	0.278	0.339	0.370	3	0	0	0
	Wilmington	A+	56	213	30	64	13	2	7	42	10	2	19	34	0.300	0.363	0.479	1	2	1	0
	Lexington	A	68	265	30	72	15	3	6	49	14	2	15	40	0.272	0.312	0.419	4	2	0	3
2017	Northwest Arkansas	AA	132	523	65	132	23	2	17	75	10	3	37	116	0.252	0.304	0.402	18	3	0	3
2018	Northwest Arkansas	AA	80	287	44	81	18	2	10	60	5	0	35	68	0.282	0.357	0.463	4	1	0	5
	AZL Royals	Rk	7	21	1	5	2	0	1	4	1	0	2	7	0.238	0.292	0.476	0	0	0	1
Minors (6 seasons)			585	2188	275	594	117	18	43	331	65	19	166	376	0.271	0.324	0.400	43	10	10	16

## NATURALS ALL-TIME TEXAS LEAGUE OFFENSIVE PLAYERS OF THE WEEK

<b>2008 (3)</b> Juan Richardson & Kila Ka'ihue (July 7) Cory Aldridge (Aug. 25)	<b>2012 (1)</b> Wil Myers (April 23)	<b>2016 (1)</b> Frank Schwindel (June 20)
<b>2009 (5)</b> Kurt Mertins (June 1) Jeff Bianchi (2x: June 22 & July 20) Ed Lucas (June 29) Cody Clark (Aug. 31)	<b>2013 (5)</b> Brett Eibner (2x: April 15 & July 8) Brian Fletcher (2x: June 3 & July 22) Whit Merrifield (June 24)	<b>2017 (2)</b> Donnie Dewees (2x: June 5 & June 26)
<b>2010 (5)</b> Mike Moustakas (2x: April 19 & May 17) Clint Robinson (3x: July 5, Aug. 9 & 30)	<b>2014 (3)</b> Cheslor Cuthbert (June 16) Lane Aams (June 23) Juan Graterol (Aug. 4)	<b>2018 (2)</b> Elier Hernandez (May 21) Anderson Miller (Aug. 13)
<b>2011 (2)</b> Nick Van Stratten (May 9) Salvador Perez (July 18)	<b>2015 (3)</b> Baltino Fuenmayor (2x: April 27 & May 11) Alex Liddi (June 29)	
<i>The Texas League has honored a Nationals with the Player of the Week Award 32 times in the history of Northwest Arkansas. Seven players have garnered the award multiple times in a single season.</i>		



# NATE ESPOSITO

## CATCHER

HEIGHT | WEIGHT | BATS | THROWS  
5-11 | 195 | R | R

BIRTHDATE: June 25, 1993

2019 Opening Day Age: 25

Birthplace/Resides: Sacramento, Calif./Granite Bay, Calif.



## 2018 SEASON

- Split the season with the Naturals and Wilmington (Advanced-A) ... hit a combined .167 (17-for-102) with two doubles and seven RBIs in 39 total games.
- Transferred to Wilmington on June 30 after opening the season with the Naturals and appearing in 18 games.
- Drove in the go-ahead run in the sixth inning against Arkansas on June 18 in NWA's 11-10 victory.
- Posted a three-RBI game in the second game of a doubleheader against Frederick on July 23.

## CAREER HIGHLIGHTS

- 2017:** Played 68 games with Wilmington (Advanced-A) and appeared in four games with Omaha (Triple-A)...hit a combined .222/.265/.259 with seven doubles, a triple and 16 runs batted in over 72 total games.
- Matched his career-best in hits in a single game three times -- all with Wilmington -- with his latest coming on July 17 v. Potomac.
- Matched his career-high in RBIs for the second time in his career on June 5 going 3-for-4 in the game at Down East.
- Caught in 67 of his 68 games for the Blue Rocks...posted a .995 fielding percentage, committing just three errors and four passed balls ... threw out 31.1-percent (28-for-90) of base runners, ranking eighth amongst his fellow Carolina League catchers.
- 2016:** Caught all 29 games for Burlington (Rookie) and threw out 27.9-percent (12-for-43) of would-be basestealers... batted .317/.369/.475 with two homers and 17 runs batted along with eight doubles.
- Hit his first professional home run on July 24, 2016 with Burlington.
- 2015:** Began professional career with the AZL Royals (Rookie) ... hit .250/.377/.313 with four doubles and five runs batted in over 27 games.

## MISCELLANEOUS NOTES

- Full name is **Nathan Patrick Esposito** ... currently resides in Granite Bay, California.
- Graduated from Concordia (Ore.) University in Portland in 2015 where he caught and played third base... named All-NAIA West ... batted .338 and led the Cavaliers with 22 doubles and four triples.
- Became the second player draft out of Concordia over the previous two seasons joining current St. Louis Cardinals farmhand, **Blake Drake** ... he's just the sixth draftee since 1986.
- Played his first three seasons at Oregon State from 2012 to 2014 ... was teammates with Mets' outfielder, **Michael Conforto**, Tigers' pitcher, **Matt Boyd** and Mariners' farmhand pitcher, **Andrew Moore**.
- Graduated from Granite Bay (Calif.) High School, where he was a two-time All-Conference pick and added All-Country honors as a senior ... also played football and once returned an interception 104 yards.
- Father, Patrick, played baseball at Cal Poly ... brother, Vinny, played baseball at Sacramento State.

@Natespo7

## NATHAN PATRICK ESPOSITO

Year	Team	Level	G	AB	R	H	2B	3B	HR	RBI	SB	CS	BB	SO	AVG	OBP	SLG	GDP	HP	SH	SF
2015	Royals	Rk	27	64	11	16	4	0	0	5	3	1	9	17	.250	.377	.313	3	4	0	0
2016	Burlington	Rk	29	101	11	32	8	1	2	17	0	2	5	16	.317	.369	.475	1	4	1	1
2017	Omaha	AAA	4	12	0	2	0	0	0	0	0	0	0	4	.167	.167	.167	1	0	1	0
	Wilmington	A+	68	227	14	51	7	1	0	16	0	0	8	38	.225	.270	.264	8	6	2	0
2018	Northwest Arkansas	AA	18	45	5	7	2	0	0	1	1	0	2	15	.156	.208	.200	1	1	0	0
	Wilmington	A+	21	57	4	10	0	0	0	6	1	0	8	12	.175	.304	.175	1	3	2	1
Minors (4 Seasons)			167	506	45	118	21	2	2	45	5	3	32	102	.233	.301	.294	15	18	6	2



# TAYLOR FEATHERSTON

## INFIELDER

HEIGHT | WEIGHT | BATS | THROWS  
6-1 | 185 | R | R

**BIRTHDATE:** October 8, 1989

**2019 Opening Day Age:** 29

**Birthplace/Resides:** Houston, Texas/Houston, Texas



## 2018 SEASON

- Played for three different organizations during the season
- Signed as a minor league free agent with Minnesota and appeared in 55 games for Rochester (Triple-A) ... released by the Twins on June 18 ... signed a minor league deal with Cincinnati on July 25 and appeared in 36 games for Pensacola (Double-A, Southern League) ... played in 25 games with the Kansas City T-Bones (Independent) of the American Association.
- Hit a combined .197 (62-for-315) with seven home runs, 36 RBIs and six doubles and six triples over 91 total games between Rochester and Pensacola.
- Hit just .202 (20-for-112) with five home runs, 15 RBIs, four doubles and two triples in 25 games for the T-Bones.
- His six triples during the season are the most since he logged 10 triples in 2013 with Modesto.

## CAREER HIGHLIGHTS

- **2017:** Began season with Lehigh Valley (Triple-A, Philadelphia) and posted a .370 on-base average in 46 games.
- Acquired by Tampa Bay via trade in exchange for cash considerations on June 9 ... appeared in 16 games for the Rays and was optioned on July 15 ... recalled on July 31 and played one game before being sent back to Durham (Triple-A) ... combined to hit .232 (68-for-293) with 14 doubles, nine home runs, 41 RBIs and 33 walks in 94 games between Lehigh Valley, Durham and Tampa Bay.
- **2016:** Spent most of the season with Lehigh Valley ... made 94 starts for the Iron Pigs: 50 at third base, 27 at second base and 17 at shortstop ... hit safely in 13 straight games from April 12-23 ... homered in back-to-back games twice: May 19-20 and July 9-10 ... recalled by the Phillies on July 25 and played in 19 games before being optioned back to Triple-A ... designated from assignment on Sept. 10.
- **2015:** Made Opening Day roster for first time in his career with Los Angeles (AL) ... made Major League debut on April 12 v. Kansas City, going 0-for-3 with a strikeout ... recorded first career MLB hit on April 30 at Oakland, singling off Jesse Chavez ... played on the 15-day disabled list from August 16-31 with a right-back strain.
- **2014:** Spent season with Tulsa (Double-A, Texas League) ... finished third in the Texas League in doubles (33) and fifth in home runs (16) ... played for Salt River in the Arizona Fall League, hitting .294 with a .355 on-base percentage in 19 games.
- **2013:** Spent entire season with Modesto (Advanced-A, Colorado) and led teams in hits (137), runs (87), triples (10) and RBI (81) in 109 games.
- **2012:** Spent entire season with Asheville (A, Colorado) and hit .315 over his final 91 games.
- **2011:** Began professional career with Tri-City (Short-Season, A, Colorado), playing in 49 games.

## MISCELLANEOUS NOTES

- Full name is **Taylor Joseph Featherston** ... currently resides in his hometown of Houston, Texas
- Graduated from Taylor (Texas) High School in 2008 and played basketball and baseball ... attended Texas Christian University and named 2011 First Team All-Mountain West Conference, 2010 College World Series All-Tournament Team and MVP of the 2010 NCAA Fort Worth Regional.
- Was college teammates with big leaguers, Matt Purke and Bryan Holaday at TCU.
- DL Stints: April 8, 2012: left-thumb contusion; April 4-18, 2013: right oblique; May 25-31, 2013: left elbow hyperextension; August 16-31, 2015 (MLB), right back strain.

## AWARDS



### LEAGUE ALL-STAR

(Texas League, Tulsa, Midseason, 2014)

(Texas League, Tulsa, Postseason, 2014)



### ORGANIZATIONAL ALL-STAR

(MiLB.com, Colorado, 2012)

## CAREER HIGHLIGHTS

Signed, MiLB contract with Kansas City, Jan. 4, 2019

Drafted: 5th round, 2011 by Colorado out of TCU

Selected by Chicago (NL) in Rule 5 Draft, Dec. 11, 2014

Traded to Los Angeles (AL) by Chicago, Dec. 11, 2014

Made Opening Day Roster, April 4, 2014

Made MLB Debut on April 12, 2015 for Los Angeles (AL)

Traded to Philadelphia for PTBNL, Feb. 10, 2016

Traded to Tampa Bay for cash, June 9, 2017

Signed as a free agent by Minnesota, Dec. 15, 2017

Signed as a free agent by Cincinnati, July 25, 2018

## SINGLE-GAME CAREER HIGHS

**Hits:** 4 (2x), 9/1/18 **Runs:** 3 (3x), 9/1/18

**Doubles:** 3, 7/9/16 **SB:** 1 (4x), 8/30/18

**RBI:** 4, 7/3/15 **Hit Streak:** 10, 6/22-7/24/13

@TFeath12

FEATHERSTON BIO CONTINUED

TAYLOR JOSEPH FEATHERSTON																					
Year	Team	Level	G	AB	R	H	2B	3B	HR	RBI	SB	CS	BB	SO	AVG	OBP	SLG	GDP	HP	SH	SF
2011	Tri-City	A-	49	169	19	39	8	3	2	20	3	1	17	38	.231	.312	.349	4	3	3	0
2012	Asheville	A	105	378	75	113	30	4	12	53	15	4	53	87	.299	.393	.495	5	8	1	4
2013	Modesto	A+	116	469	87	137	31	10	13	81	17	4	30	110	.292	.342	.484	14	9	2	6
2014	Tulsa	AA	127	497	69	129	33	4	16	57	14	6	38	114	.260	.322	.439	3	9	3	3
2015	LOS ANGELES (AL)	MLB	101	154	23	25	5	1	2	9	4	2	7	46	.162	.212	.247	3	3	4	1
	Salt Lake	AAA	7	29	4	5	1	1	0	1	0	0	2	8	.172	.219	.276	2	0	0	1
2016	PHILADELPHIA	MLB	19	26	2	3	1	0	0	1	2	0	2	11	.115	.179	.154	0	0	0	0
	Lehigh Valley	AAA	99	402	56	102	23	4	13	37	6	3	25	98	.254	.311	.428	4	9	1	2
2017	TAMPA BAY	MLB	17	39	6	7	1	0	2	6	1	0	5	15	.179	.277	.359	1	1	0	2
	Lehigh Valley	AAA	46	137	22	37	8	0	3	20	6	0	21	34	.270	.370	.394	2	2	0	2
	Durham	AAA	31	120	12	24	5	0	4	15	2	0	7	58	.200	.248	.342	1	1	0	1
2018	Rochester	AAA	55	180	17	30	4	2	4	21	7	1	20	70	.167	.270	.278	4	7	2	4
	Pensacola	AA	36	135	10	32	2	4	3	15	2	0	8	50	.237	.283	.378	2	1	0	1
Major League (3 seasons)			137	219	31	35	7	1	4	16	7	2	14	72	.160	.221	.256	4	4	4	3
Minors (8 seasons)			671	2516	371	648	145	32	70	320	72	19	221	667	.258	.327	.424	41	49	12	24



# XAVIER FERNANDEZ

## CATCHER

HEIGHT | WEIGHT | BATS | THROWS  
5-11 | 250 | R | R

BIRTHDATE: July 15, 1995

2019 Opening Day Age: 23

Birthplace/Resides: San Juan, Puerto Rico/Guaynabo, Puerto Rico



## 2018 SEASON

- Split season between Wilmington (Advanced-A) and the Naturals appearing in a combined 72 games ... hit .287/.335/.445 with 21 doubles, two triples and five home runs.
- Joined the Naturals on June 16 ... hit .328 with eight doubles, two triples, three homers and 21 runs scored with Northwest Arkansas.
- Finished the campaign strong with NWA collecting hits in 14 of his final 18 games ... hit .400 (24-for-60) with a home run, a triple, five doubles and 15 runs scored.

## CAREER HIGHLIGHTS

- 2017:** Missed entire season recovering from right elbow surgery.
- 2016:** Spent entire season in Lexington (A) ... set career-highs in games (92), hits (85), home runs (9) and RBI (42) ... threw out 44-of-120 would-be basestealers, good for nearly 37-percent while posting a .987 fielding percentage.
- 2015:** Named an Appalachian League Rookie All-Star by *Baseball America* ... hit a combined .327/.401/.491 in 37 games between Burlington (rookie) and Idaho Falls (Rookie).
- Earned Appalachian League's Player of the Week honor, hitting .471 (8-for-17) with a double, two home runs, and five RBIs in five games between Aug. 17 through Aug. 23.

## MISCELLANEOUS NOTES

- Full name is **Xavier Antonio Fernández** ... currently resides in Granite Bay, California.
- Graduated from the Puerto Rican Baseball Academy in 2012 ... named MVP of the Toreneo de Excelencia showcase.
- Played for Team Puerto Rico in the U-23 Baseball World Cup ... the team was managed by nine-time Major League All-Star, Yadier Molina.

## AWARDS

★ **BASEBALL AMERICA ALL-STAR**  
(Rookie All-Star, 2015)

★ **PLAYER OF THE YEAR AWARD**  
(Burlington, 2015)

## CAREER HIGHLIGHTS

Drafted: 11th round, 2013, Puerto Rico Baseball Acad.

Professional Debut: June 22, 2013 (AZL Royals)

First Professional Hit: June 22, 2013 (RBI, Single)

Appalachian League Player of the Week (Aug. 17, 2015)

## SINGLE-GAME CAREER HIGHS

**Hits:** 4 (2x), 9/1/18    **Runs:** 3 (3x), 9/1/18  
**Doubles:** 3, 7/9/16    **SB:** 1 (4x), 8/30/18  
**RBI:** 4, 7/3/15    **Hit Streak:** 10, 6/22-7/24/13

## XAVIER ANTONIO FERNÁNDEZ

Year	Team	Level	G	AB	R	H	2B	3B	HR	RBI	SB	CS	BB	SO	AVG	OBP	SLG	GIDP	HP	SH	SF
2013	AZL Royals	Rk	21	79	9	25	3	0	0	14	0	3	8	11	.316	.375	.354	2	0	1	1
2014	Burlington	Rk	26	79	5	12	5	0	0	2	0	0	8	12	.152	.239	.215	2	1	1	0
2015	Burlington	Rk	42	140	21	46	10	1	4	27	0	0	10	19	.329	.396	.500	6	7	0	2
	Idaho Falls	Rk	5	19	3	6	2	0	0	3	0	0	4	4	.316	.435	.421	2	0	0	0
2016	Lexington	A	92	328	37	85	15	0	9	42	1	0	30	51	.259	.320	.387	5	1	1	3
2017																					
2018	Northwest Arkansas	AA	36	119	21	39	8	2	3	14	2	2	10	17	.328	.382	.504	3	1	0	1
	Wilmington	A+	36	135	12	34	13	0	2	10	1	1	7	19	.252	.292	.393	4	1	0	1
	Minors (5 seasons)		258	899	108	247	56	3	18	112	4	6	77	133	.275	.337	.404	24	11	3	8



# JECKSSON FLORES

## INFIELDER

HEIGHT | WEIGHT | BATS | THROWS  
5-11 | 160 | R | R

BIRTHDATE: October 28, 1993

2019 Opening Day Age: 25

Birthplace/Resides: Ciudad Bolivar, Venezuela/Ciudad Bolivar, Venezuela



## 2018 SEASON

- Spent entire season with the Naturals ... joined Clint Robinson (2010) as the only other Natural to win the Texas League Batting Title with a .314 average.
- Named Northwest Arkansas Player of the Year, a Texas League Mid-Season All-Star and MiLB.com Organizational All-Star ... went 2-for-2 with a run scored in the Texas League All-Star Game, starting at 3rd base.
- Tied for third in doubles (31), fifth in hits (144), tied for fifth in stolen bases (27) and sixth in runs scored (74).
- Posted four hitting streaks of 12-game or better including a career-best 17-game hit streak from June 15 to July 6 ... overall, hit safely in 102 of his 122 games and hit safe in 32 of 33 games between May 29 and July 6.
- His 17-game hitting streak is good for third-longest in franchise history trailing Robinson and Jordan Parraz.
- Set career-high six RBIs on Aug. 29 at Tulsa going 3-for-4 with two doubles.

## CAREER HIGHLIGHTS

- 2017:** Spent all of 2017 with Wilmington (Advanced-A) ... hit .257/.314/.342 with two homers, 21 RBIs, 14 doubles and a career-high three triples ... led the Carolina League with 21 sacrifice hits.
- 2016:** Spent all of 2016 with Lexington (A) ... hit .205 over 85 games ... snagged 21 bags in 25 attempts, good for 84.0-percent, which ranked third on the Legends.
- 2015:** Played with Idaho Falls (Rookie) ... hit .305/.384/.404 with a home run with 15 runs batted ... smacked his first career home run on Aug. 27, 2015 at Ogden and drove-in a season-high, where he matched his career-best with three runs batted in.
- 2014:** Spent the entire season with Idaho Falls.

## MISCELLANEOUS NOTES

- Full name is **Jecksson Jose Flores** ... currently resides in Ciudad Bolivar, Venezuela in the off-season.
- Has played three seasons, from 2015 to 2019, with los Cardenales de Lara of the Venezuelan Winter League... owns a career average in the VZWL of .264/.316/.335 with two home runs, 24 RBIs over 87 career games.
- Signed at the age of 16 years old.

## AWARDS

- ★ **LEAGUE ALL-STAR**  
(Texas League Mid-Season, 2018)
- ★ **MLB ORGANIZATIONAL ALL-STAR**  
(MiLB.com All-Star, 2018)
- ★ **LEAGUE BATTING CHAMPION**  
(Texas League, 2018)
- ★ **PLAYER OF THE YEAR**  
(Northwest Arkansas, 2018)

## CAREER HIGHLIGHTS

Signed as non-drafted free agent, July 21, 2010

Professional Debut: May 28, 2011 (DoSL Royals)

First Professional Hit: May 28, 2011 (Single)

2018 Non-Roster Invite to Major League Spring Training

2018 Texas League Batting Champion (.314)

Northwest Arkansas Player of the Year (2018)

17-game hitting streak (June 15-July 6, 2018)

Led Carolina League with 21 sacrifice bunts (2017)

## SINGLE-GAME CAREER HIGHS

Hits: 4 (2x), 8/9/18      Runs: 5, 8/11/12  
Doubles: 2 (2x), 8/29/18      SB: 3 (2x), 7/8/15  
RBI: 6, 8/29/18      Hit Streak: 17, 6/15-7/6/18

@28\_jeck

## JECKSSON JOSE FLORES

Year	Team	Level	G	AB	R	H	2B	3B	HR	RBI	SB	CS	BB	SO	AVG	OBP	SLG	GDP	HP	SH	SF
2011	DoSL Royals	FRk	46	143	25	34	3	0	0	15	10	7	27	20	0.238	0.366	0.259	0	3	5	2
2012	DoSL Royals	FRk	65	228	55	51	9	1	0	24	13	9	42	37	0.224	0.367	0.272	0	11	8	2
2013	AZL Royals	Rk	39	142	25	35	4	0	0	17	13	3	23	25	0.246	0.351	0.275	4	1	5	2
2014	Idaho Falls	Rk	49	160	20	39	7	3	0	16	6	4	10	18	0.244	0.289	0.325	7	1	2	2
2015	Idaho Falls	Rk	42	141	29	43	9	1	1	15	15	5	15	19	0.305	0.384	0.404	6	3	3	0
2016	Lexington	A	85	259	35	53	11	2	4	27	21	4	16	38	0.205	0.272	0.309	4	9	11	3
2017	Wilmington	A+	96	304	31	78	14	3	2	21	7	5	24	63	0.257	0.314	0.342	12	3	21	3
2018	Northwest Arkansas	AA	122	459	74	144	31	3	7	52	27	7	30	72	0.314	0.363	0.440	7	7	10	2
Minors (8 seasons)			544	1836	294	477	88	13	14	187	112	44	187	292	0.260	0.338	0.345	40	38	65	16



# GERSON GARABITO

## RIGHT-HANDED PITCHER

HEIGHT | WEIGHT | BATS | THROWS  
6-0 | 160 | R | R

BIRTHDATE: August 19, 1995

2019 Opening Day Age: 23

Birthplace/Resides: San Cristobal, D.R./Villa Federico, D.R.



## 2018 SEASON

- Earned Wilmington Pitcher of the Year after earning Carolina League ERA title ... became first Blue Rock to achieve the award since Glenn Sparkman (2014).
- Entered the season rated as the No. 18 prospect by *Baseball America* in the Royals Minor League System.
- Led the Carolina League tied for first in starts (26), fifth in strikeouts (116), first in walks (73), third in innings (142.1) and second in opponents' average (.226).
- Over his final nine starts, finished 5-0 with a 1.52 ERA (53.1 IP/9 ER) with a 1.14 WHIP ... logged seven quality starts over the stretch of nine starts.
- Matched his career-high nine strikeouts in his 2018 debut on April 8 for the second time in his career.
- Rated as the No. 21 prospect by *Baseball America* entering the 2019 season.

## AWARDS



**ORGANIZATIONAL ALL-STAR**  
(MiLB.com, Wilmington, 2018)



**LEAGUE EARNED RUN AVERAGE CHAMPION**  
(Carolina League, 2018)

## CAREER HIGHLIGHTS

Signed as non-drafted free agent, Sept. 17, 2012 by KC

Professional Debut: June 4, 2013 (DoSL Royals)

First Professional Win: June 17, 2013

Carolina League ERA Champion (3.16 ERA)

MiLB.com Organizational All-Star, 2018

## SINGLE-GAME CAREER HIGHS

IP: 7.0 (7x), 7/22/18    Home Runs: 3 (2x), 5/1/18  
Strikeouts: 9 (2x), 4/8/18    Hits: 10, 6/9/18  
Walks: 5 (5x), 8/14/18    Runs: 8, 5/24/18

## CAREER HIGHLIGHTS

- **2017:** Pitched primarily with Lexington (A), making 15 starts posting a team-best amongst starters with a 2.81 ERA ... logged a 24.2-inning streak in which he did not allow an earned run from May 4 to August 15 ... the streak was interrupted by a seven-week stint on the DL (shoulder tendonitis) ... made two MiLB rehab assignments with the AZL Royals in Surprise, Ariz.
- **2016:** Struggled in his first full season of professional baseball ... finished 2-11 with a 4.80 ERA (80.2 IP/43 ER) in 18 starts for the Legends ... finished the season strong over his final three starts allowing two earned runs over his final 16.0 innings with 14 strikeouts and seven walks.
- **2015:** Pitched for the AZL Royals in his first season in the states.
- **2013-2014:** Pitched for the Dominican Summer League Royals in his first two seasons with Kansas City ... posted a 1.28 ERA in 2014.

## MISCELLANEOUS NOTES

- Full name is **Gerson Yeris Garabito** ... currently resides in Villa Frederico, D.R. during the off-season.

## GERSON YERIS GARABITO

Year Club	Level	W	L	ERA	G	GS	CG	SHO	SV	IP	H	R	ER	HR	BB	SO	HBP	BK	WP	WHIP
2013 DoSL Royals	FRk	1	0	3.04	12	2	0	0	0	26.2	23	10	9	0	17	17	1	0	9	1.500
2014 DoSL Royals	FRk	2	1	1.28	13	13	0	0	0	49.1	24	12	7	1	27	61	5	1	11	1.034
2015 AZL Royals	Rk	3	2	4.11	14	11	0	0	0	57.0	52	32	26	2	19	42	4	3	3	1.246
2016 Lexington	A	2	11	4.80	18	18	0	0	0	80.2	78	50	43	9	35	61	7	0	12	1.401
2017 Lexington	A	4	5	2.81	15	15	0	0	0	77.0	52	36	24	8	19	72	5	2	5	0.922
Royals	Rk	0	0	6.00	2	2	0	0	0	3.0	4	2	2	1	1	2	0	0	0	1.667
2018 Wilmington	A+	8	6	3.16	26	26	1	0	0	142.1	117	59	50	12	73	116	4	2	9	1.335
Minors (6 Seasons)		20	25	3.32	100	87	1	0	0	436.0	350	201	161	33	191	371	26	8	49	1.241



# MARTEN GASPARINI

INFIELDER/OUTFIELDER

HEIGHT | WEIGHT | BATS | THROWS  
6-0 | 165 | S | R

BIRTHDATE: MAY 24, 1997

2019 Opening Day Age: 21

Birthplace/Resides: Ruda, Italy/Ruda, Italy



## 2018 SEASON

- Spent his third straight season with Lexington (A) ... recorded a career-best two errors on the season playing 100 games in the outfield ... finished second on the team with seven outfield assists.
- Posted his best month in July hitting a team-best .310 (22-for-71) (min. 50 at-bats) with a .380 on-base and a .451 slugging with two homers and 12 RBIs.
- Struggled at season's end going 0-for-24 over his final seven games.
- Did not appear in the South Atlantic League postseason for the Legends.
- Matched his career-best in single-game hits (3) twice, going 3-for-3 with a home run and a double with three RBIs on July 16 at Greenville.

## CAREER HIGHLIGHTS

- 2017:** Played his second straight season in Lexington (A) ... set career-bests in home runs (9), runs batted in (50), doubles (19), runs (48) and sacrifice hits (12) ... ranked as No. 22 prospect by *Baseball America*.
- Switched from shortstop to outfield ... appeared in 120 games in the outfield finishing second on the club with seven outfield assists.
- Drove in a career-high four runs on June 14 v. Asheville...finished a double shy of the cycle in a 3-for-4 game with a run scored.
- Hit a 21st inning home run on July 13 to give the Legends a win at Delmarva ... finished 3-for-6 in the game, finishing a double shy of the cycle for the second time in the seasons ... the 21-inning contest is the longest in Legends franchise history.
- 2016:** Played 2016 with Lexington (A) ... hit .196/.256/.293 ... posted seven homers, 42 RBIs, 12 doubles and a pair of triples with 11 sacrifice hits ... ranked as No. 7 in 2016 by *Baseball America*.
- 2015:** Recorded a career-high 10 triples with Idaho Falls during 2015...ranked first in the league in triples and finished tied for second in stolen bases (26)...over his final 22 games, he batted .357 with 14 walks and 24 strikeouts along with six triples.
- Rated as the 14th-best prospect in the Appalachian League by *Baseball America*...limited to just 19 games due to a hamstring injury ... ranked by MLB.com as the top European prospect in 2013.

## MISCELLANEOUS NOTES

- Full name is **Marten Gasparini** ... currently resides in Ruda, Italy.
- Signed by current Manager of Arizona Operations, **Nick Leto**, in 2013 out of the Italian Olympic Training Center in Tirrenia, Italy.
- His father, is Italian and his mother is from England of Jamaican descent.
- Signed for \$1.3 million bonus in 2013 -- largest ever given a European player. [@theGreatGasp](#)

## AWARDS

★ **SOUTH ATLANTIC LEAGUE CHAMPION**  
(Lexington, 2018)

★ **PLAYER OF THE WEEK**  
(Pioneer League, Aug. 3, 2015)

## CAREER HIGHLIGHTS

Signed as non-drafted free agent, July 2, 2013

Professional Debut: June 19, 2014 (Burlington Royals)

First Professional Hit: June 19, 2014 (Single)

First Professional Home Run: Sept. 4, 2014 (Idaho Falls)

Hit 21st-inning home run to give Lexington a 7-6 win at Delmarva in the longest game in Lexington history.

## SINGLE-GAME CAREER HIGHS

**Hits:** 3 (12), 7/16/18    **Runs:** 3 (3x), 5/14/18  
**Doubles:** 2 (4x), 5/4/18    **SB:** 3 (2x), 8/18/15  
**RBI:** 4, 6/14/17    **Hit Streak:** 7, 8/11-8/15/15

## MARTEN GASPARINI

Year	Team	Level	G	AB	R	H	2B	3B	HR	RBI	SB	CS	BB	SO	AVG	OBP	SLG	GDP	HP	SH	SF
2014	Burlington	Rk	19	68	11	13	2	1	0	1	4	1	3	32	.191	.225	.250	2	0	1	0
	Idaho Falls	Rk	4	11	4	5	0	0	1	3	2	0	1	2	.455	.500	.727	0	0	0	0
2015	Idaho Falls	Rk	54	197	36	51	4	10	2	25	26	9	25	80	.259	.341	.411	1	2	4	5
2016	Lexington	A	111	382	35	75	12	2	7	42	14	10	31	134	.196	.256	.293	2	1	11	4
2017	Lexington	A	122	406	48	92	19	3	9	50	18	11	27	121	.227	.274	.355	2	1	12	4
2018	Lexington	A	103	343	38	76	16	2	4	34	18	9	23	119	.222	.273	.315	4	2	8	2
All Levels (5 Seasons)			413	1407	172	312	53	18	23	155	82	40	110	488	.222	.278	.334	11	6	36	15



# GRANT GAVIN

## RIGHT-HANDED PITCHER

HEIGHT | WEIGHT | BATS | THROWS  
6-2 | 185 | R | R

BIRTHDATE: July 10, 1995

2019 Opening Day Age: 23

Birthplace/Resides: Kansas City, Mo./Parkville, Mo.



## 2018 SEASON

- Pitched primarily in Northwest Arkansas after joining the club on May 23 from Wilmington (Advanced-A).
- Posted a scoreless inning streak of 11.2 frames from June 14 to July 12 with 11 strikeouts and five walks over the stretch.
- Missed about two weeks of the season due to an injury.
- Held Texas League left-handed hitters to a .200 (7-for-35) average while right-handers hit .253 (20-for-79).
- Texas League hitters went 1-for-14 (.071) with runners in scoring position with two outs against Gavin.
- 12 of his 21 Double-A appearances were scoreless while 11 of his 21 outings were multi-strikeout performances.
- Made nine appearances for Surprise in the Arizona Fall League and posted a 1.50 ERA (2 ER/12.0 IP) with seven strikeouts.

## CAREER HIGHLIGHTS

- **2017:** Split his first full season of professional baseball between Lexington (A) and Wilmington (Advanced-A) ... made 36 total appearances -- all in relief -- posted a combined 3-2 record with a 1.65 ERA (12 ER/65.1 IP) with 77 strikeouts and a 1.04 WHIP.
- Opened the campaign with the Legends ... allowed one earned run (two total runs) in his first 15 appearances ... struck out a season-high six hitters in his final appearance for Lexington on June 16.
- Promoted to Wilmington in mid-June ... fanned four hitters or more in six of his 17 appearances for Wilmington ... logged 3.0 innings (season-best) on three separate occasions for the Blue Rocks.
- **2016:** Pitched in 13 games, making four starts, for the Arizona League Royals ... ranked among the AZL leaders in several categories including WHIP (second), ERA (fourth) and opponents' batting average (.217, fourth).
- Struck out a career-best nine hitters in a 5.0 inning relief appearances ... ranked first among Royals' farmhands with a 9.4 strikeout-to-walk ratio (25.0 IP minimum).

## MISCELLANEOUS NOTES

- Full name is **Grant David Gavin** ... currently resides in Parkville, Missouri.
- Selected out of Central Missouri ... owns the school record for saves (13) in his junior season of 2016, also most in the MIAA and sixth-most in Division II ... finished 4-3 with a 2.64 (9 ER/30.2 IP) with a .195 opponents' average.
- Graduated from St. Pius X (Mo.) High School ... named an All-State honoree leading his team to a sectional championship his senior season.
- Was an All-District quarterback and named second-team All-State as a punter his senior season.

 @FakeGrantGavin

## AWARDS



### LEAGUE ALL-STAR

(South Atlantic League, Mid-Season, 2017)  
(Arizona Rookie League, Postseason, 2016)



### PITCHER OF THE YEAR AWARD

AZL Royals, 2016)

## CAREER HIGHLIGHTS

Drafted: 29th round, 2016, Univ. of Central Missouri

Professional Debut: June 21, 2016 (AZL Royals)

First Professional Win: July 8, 2016 (AZL Royals)

Arizona Fall League Participant, 2018

Struck out career-high nine hitters, July 25, 2016 (AZL)

Scoreless inning streak (20.1 IP), April 18-June 2, 2017

## SINGLE-GAME CAREER HIGHS

IP:	Home Runs:
Strikeouts:	Hits:
Walks:	Runs:

## GRANT DAVID GAVIN

Year Club	Level	W	L	ERA	G	GS	CG	SHO	SV	IP	H	R	ER	HR	BB	SO	HBP	BK	WP	WHIP
2016 Royals	Rk	3	1	2.01	13	4	0	0	1	49.1	41	17	11	0	5	47	2	0	4	0.932
2017 Wilmington	A+	2	0	1.93	17	0	0	0	3	32.2	26	7	7	1	11	34	1	0	4	1.133
Lexington	A	1	2	1.38	19	0	0	0	6	32.2	17	6	5	1	14	43	0	0	3	0.949
2018 Northwest Arkansas	AA	0	1	3.19	21	0	0	0	1	31.0	27	11	11	4	17	30	2	0	5	1.419
Wilmington	A+	1	0	3.18	13	0	0	0	0	22.2	13	8	8	3	9	31	0	0	0	0.971
Minors (3 seasons)		7	4	2.25	83	4	0	0	11	168.1	124	49	42	9	56	185	5	0	16	1.069



# OFREIDY GOMEZ

## RIGHT-HANDED PITCHER

HEIGHT | WEIGHT | BATS | THROWS  
6-3 | 190 | R | R

BIRTHDATE: July 6, 1996

2019 Opening Day Age: 23

Birthplace/Resides: Pueblo Viejo, Azua, D.R./Pueblo Viejo, Azua, D.R.



## 2018 SEASON

- Pitched the entire season with Wilmington (Advanced-A) ... made 27 appearances including 26 starts with a 3.40 ERA (51 ER/135.0 IP) with 104 strikeouts and 61 walks for the Blue Rocks.
- Ranked third in the Carolina League in ERA and third amongst Royals farmhands.
- Induced a career-high 11 ground ball double-plays, ranking third of the team.
- Logged a 3.37 ERA (45 ER/120.1 IP) in 22 starts compared to a 3.68 ERA (6 ER/14.2 IP) in five relief outings for Wilmington.
- Finished strong in his final 12 starts going 4-4 with a 2.57 ERA (20 ER/70.0 IP) with 47 strikeouts and 20 walks with a 1.27 WHIP ... ranked seventh in the Carolina League over the final two-plus months of the season.

## CAREER HIGHLIGHTS

Signed as non-drafted free agent, May 10, 2012

Professional Debut: June 6, 2013 (DSL Royals)

First Professional Win: June 6, 2013 (DSL Royals)

Struck out a career-high 10 batters, Sept. 1, 2016 in his final start of Burlington's season

## SINGLE-GAME CAREER HIGHS

IP: Home Runs:  
Strikeouts: 10, Sept. 1, 2016 Hits:  
Walks: Runs:

## CAREER HIGHLIGHTS

- **2017:** Pitched his first full season with Lexington (A) and posted career-highs in appearances (28), innings pitched (137.1 IP) and strikeouts (108).
- Split time as a starter and reliever posting similar ERAs in both roles ... 5.19 ERA as a starter and a 5.12 ERA as a reliever.
- **2016:** Spent his first season stateside with Burlington (Rookie) and spent the entire season in the starting rotation ... made 12 starts and logged a 5.20 ERA (32 ER/55.1 IP) with 44 strikeouts.
- Finished the campaign strong allowing six runs over his last 17.0 innings of work with 19 strikeouts and eight walks ... struck out a career-high 10 batters over 7.0 innings of two-run baseball against the Danville Braves on Sept. 1, 2016 with just one walk.
- **2013-2015:** Pitched his first three seasons in the Dominican Summer League going 3-8 with a 3.90 ERA in 36 appearances and 15 starts.

## MISCELLANEOUS NOTES

- Full name is **Ofreidy Gomez**... currently resides in Pueblo Viejo, Azua, D.R.
- Was a two-way player growing up and idolized Dominican greats, Pedro Martinez, Manny Ramirez and David Ortiz.

 @Ofreidy

## OFREIDY GOMEZ

Year Club	Level	W	L	ERA	G	GS	CG	SHO	SV	IP	H	R	ER	HR	BB	SO	HBP	BK	WP	WHIP
2013 DSL Royals	FRk	3	0	2.35	10	0	0	0	0	23.0	15	13	6	0	14	17	6	0	6	1.261
2014 DSL Royals	FRk	0	4	6.17	12	4	0	0	1	35.0	35	33	24	1	20	35	6	0	15	1.571
2015 DSL Royals	FRk	0	4	3.04	14	11	0	0	2	50.1	44	22	17	1	17	42	11	0	9	1.212
2016 Burlington	Rk	5	4	5.20	12	12	1	0	0	55.1	46	35	32	4	27	44	8	1	9	1.319
2017 Lexington	A	7	12	5.18	28	22	0	0	1	137.1	162	92	79	12	46	108	13	1	19	1.515
2018 Wilmington	A+	6	10	3.40	27	22	0	0	1	135.0	134	65	51	13	61	104	11	0	13	1.444
Minors (6 Seasons)		21	34	4.31	103	71	1	0	5	436.0	436	260	209	31	185	350	55	2	71	1.424



# CONNER GREENE

## RIGHT-HANDED PITCHER

HEIGHT | WEIGHT | BATS | THROWS  
6-3 | 200 | R | R

BIRTHDATE: April 4, 1995

2019 Opening Day Age: 24

Birthplace/Resides: Santa Monica, Calif./Naples, Fla.



## 2018 SEASON

- Split season between Springfield (Double-A) and Memphis (Triple-A) ... combined to go 4-5 with a 4.09 ERA (40 ER/88.0 IP) in 40 appearances including 10 starts ... promoted to Memphis on June 4.
- All 10 of his starts came with Springfield ... posted a season-high eight strikeouts over 6.0 shutout inning against Midland (Oakland Athletics) on April 14 in a 5-0 victory for the Cardinals.
- Named a Mid-Season Texas League All-Star; but did not pitch due to promotion to Triple-A.
- All 29 appearances with Memphis came in relief ... logged a 1.64 ERA (2 ER/11.2 IP) and a .194 opponents' average over eight games in July with the Redbirds.
- Held left-handed hitters to a .139 (21-for-151) average with just five extra-base hits in 2018.
- Did not allow an earned run in the eighth or ninth innings over 9.1 frames combined between Springfield and Memphis.
- Made nine relief outing for Surprise in the Arizona Fall League posting an 11.17 ERA.

## CAREER HIGHLIGHTS

- 2017:** Pitched entire season at New Hampshire (Double-A, Eastern League) ... led the Eastern League in walks (83) and tying for league-lead in wild pitches(13).
- Selected to the Eastern League All-Star Game, tossing 2.0 innings, allowed two hits with four strikeouts.
- 2016:** Set career-highs in starts (27) and innings pitched (146.1 IP), splitting the season between Dunedin (Advanced-A, Florida State League) and New Hampshire ... rated as the No. 4 prospect in the Blue Jays organization by *Baseball America* following the season.
- 2015:** Pitched across three levels in the Toronto organization at Lansing (A, Midwest League), Dunedin and New Hampshire ... posted career-highs in wins (12) and strikeouts (115), which ranked second and fourth, respectively, amongst Blue Jays' minor league pitchers.
- Named a MiLB.com Organizational All-Star and the No. 2. prospect in the Blue Jays' system by *Baseball America* ... posted a career-high 26.0 consecutive scoreless inning streak between July 20 and August 18, being named Eastern League Pitcher of the Week on Aug. 14, 2015.
- 2014:** Split the season between the GCL Blue Jays (Gulf Coast League) and Bluefield (Short-Season, Rookie, Appalachian League) making a combined 13 appearances and nine starts.
- 2013:** Pitched his first professional season with the GCL Blue Jays and made 11 appearances including four starts.

## MISCELLANEOUS NOTES

- Full name is **James Conner Greene** ... currently resides in Naples, Florida in the off-season.
- Graduated from Santa Monica (Calif.) High School ... posted a 1.63 ERA and 76 strikeouts during his senior season ... Santa Monica is the alma mater of baseball players, Rick Monday, former Royals' farmhand, Cody Decker and Tyler Skaggs along with actor, Charlie Sheen.
- Signed a letter of intent to pitch at the College of Southern Nevada, but opted to sign with Toronto.
- Friends with actor, Charlie Sheen, and has appeared on the television series, "Anger Management."

## AWARDS



### LEAGUE ALL-STAR

(Texas League, Mid-Season, Springfield, 2018)  
(Eastern League, Mid-Season, N. Hampshire, 2017)  
(Florida State League, Mid-Season, Dunedin, 2016)



### ORGANIZATIONAL ALL-STAR

(Toronto, 2015)

## CAREER HIGHLIGHTS

Claimed: Off waivers from St. Louis, Nov. 26, 2018

Drafted: 7th round, 2013 by Toronto, Santa Monica HS

Professional Debut: June 28, 2013 (GCL Blue Jays)

First Professional Win: July 6, 2013 (GCL Blue Jays)

Arizona Fall League Participant, 2016 (TOR), 2018 (STL)

Acquired by St. Louis along with RHP Dominic Leone in exchange for Randal Grichuk on Jan. 19, 2017

Tossed first professional shutout on July 26, 2016 v.

Harrisburg (Double-A) over 7.0 innings in a 1-0 win

## SINGLE-GAME CAREER HIGHS

IP:	Home Runs:
Strikeouts:	Hits:
Walks:	Runs:

GREENE BIO CONTINUED

JAMES CONNER GREENE																									
Year Club	Level	W	L	ERA	G	GS	CG	SHO	SV	IP	H	R	ER	HR	BB	SO	HBP	BK	WP	WHIP					
2013 GCL Blue Jays	Rk	1	1	5.28	11	4	0	0	0	30.2	37	19	18	1	15	20	0	0	8	1.696					
2014 GCL Blue Jays	Rk	2	2	1.99	7	4	0	0	0	31.2	25	11	7	2	6	30	1	2	1	0.979					
Bluefield	Rk	1	2	4.23	6	5	0	0	0	27.2	26	16	13	1	12	21	1	0	0	1.373					
2015 New Hampshire	AA	3	1	4.68	5	5	0	0	0	25.0	25	14	13	1	12	15	1	0	1	1.480					
Dunedin	A+	2	3	2.25	7	7	0	0	0	40.0	36	11	10	1	8	35	0	0	0	1.100					
Lansing	A	7	3	3.88	14	14	0	0	0	67.1	75	32	29	4	19	65	3	0	4	1.396					
2016 New Hampshire	AA	6	5	4.19	12	12	1	1	0	68.2	57	36	32	5	33	48	3	1	6	1.311					
Dunedin	A+	4	4	2.90	15	15	0	0	0	77.2	74	36	25	5	38	51	3	2	4	1.442					
2017 New Hampshire	AA	5	10	5.29	26	25	0	0	0	132.2	141	86	78	7	83	92	4	1	13	1.688					
2018 Memphis	AAA	0	2	3.66	29	0	0	0	0	39.1	33	21	16	2	31	26	4	0	6	1.627					
Springfield	AA	4	3	4.44	11	10	0	0	0	48.2	43	29	24	1	32	43	4	0	9	1.541					
Minors (6 seasons)		35	36	4.05	143	101	1	1	0	589.1	572	311	265	30	289	446	24	6	52	1.461					

ALL-TIME LEAGUE LEADERS

NATURALS LEAGUE HITTING LEADERS

<b>Games</b> 140 Corey Smith 2009 136 Erick Mejia 2018 134+ Johnny Giavotella 2010	<b>Doubles</b> 41 Clint Robinson 2010 39 Alex Liddi 2015	<b>Slugging Percentage</b> .625 Clint Robinson 2010 .624 Kila Ka'aihue 2008
<b>At Bats</b> 550 Corey Smith 2009 540 Erick Mejia 2018	<b>Home Runs</b> 31 Matt Fields 2013 29 Clint Robinson 2010 26 Kila Ka'aihue 2008	<b>Stolen Bases</b> 55 Derrick Robinson 2011 44 Terrance Gore 2016 50 Derrick Robinson 2010
<b>Batting Average</b> .335 Clint Robinson 2010 .314 Jacksson Flores 2018	<b>Extra Base Hits</b> 75 Clint Robinson 2010 58 Alex Liddi 2015	<b>Sacrifice Hits</b> 21 Christian Colon 2011 19 Terrance Gore 2016 12 Raul Mondesi 2015 9+ Rey Navarro 2012 7 Jack Lopez 2017
<b>Total Bases</b> 298 Clint Robinson 2010	<b>Runs Batted In</b> 98 Clint Robinson 2010	<b>Intentional Walks</b> 9 Mike Moustakas 2010 7 Kila Ka'aihue 2008
<b>Runs</b> 92 Johnny Giavotella 2010	<b>On-Base Percentage</b> .463 Kila Ka'aihue 2008	
<b>Hits</b> 168 Johnny Giavotella 2010		
+Tied for League Lead		

NATURALS LEAGUE PITCHING/FIELDING LEADERS

<b>Wins</b> 14 Everett Teaford 2010 13 Will Smith 2011 11 Emilio Ogando+ 2018	<b>Saves</b> 19 Andrew Triggs 2014	<b>Home Runs Allowed</b> 26 Sugar Ray Marimon 2013 22 Emilio Ogando+ 2018
<b>Losses (2)</b> 14 Noel Arguelles 2012 14 Sugar Ray Marimon 2013 12 Foster Griffin+ 2018	<b>Games Finished</b> 31 Zack Jackson 2013	<b>BB/9.0 IP (Starter)</b> 1.62 Rowdy Hardy 2008
<b>Innings Pitched</b> 161.1 Will Smith 2011 156.1 Eric Skoglund 2016 152.2 Foster Griffin 2018	<b>Complete Games</b> 2 Blake Wood 2008 2 Sugar Ray Marimon 2013 2 Andy Ferguson 2014	<b>K/9.0 IP (Reliever)</b> 10.59 Brandon Lafferty 2012 10.31 Angel Baez 2014
<b>Games Started</b> 29 Corey Ray+ 2017 26 Foster Griffin+ 2018 Emilio Ogando+ 2018	<b>Shutouts</b> 2 Blake Wood 2008 1 Andy Ferguson 2014	<b>Hit Batsman</b> 20 Rowdy Hardy 2008 15 Jason Adam 2013 8 Miguel Almonte 2015
	<b>Losses</b> 14 Noel Arguelles 2012 Sugar Ray Marimon 2013 Foster Griffin+ 2017 Foster Griffin+ 2018	<b>Outfield Assists</b> 18 Jose Duarte 2008
+Tied for League Lead		



# FOSTER GRIFFIN

## LEFT-HANDED PITCHER

HEIGHT | WEIGHT | BATS | THROWS  
6-3 | 220 | L | L

BIRTHDATE: July 27, 1995

2019 Opening Day Age: 23

Birthplace/Resides: Orlando, Fla./Orlando, Fla.



## 2018 SEASON

- Pitched his second straight year with Northwest Arkansas and won 10 games for the second consecutive season, joining teammate, Emilio Ogando, as the only pair to win 10-plus games in consecutive seasons for the Naturals.
- Ranked fininht in the league in ERA, tied-third in wins, tied-first in starts, fourth in strikeouts, first in losses, third in home runs allowed and became second pitcher in franchise history to lead league in innings pitched, joining Eric Skoglund.
- Won seven straight starts from July 19 to August 24.
- Over final nine appearances (seven starts) posted a 2.94 ERA (16 ER/49.0 IP) with 29 strikeouts and 11 walks with a 1.45 WHIP.
- Struck out season-high (9) on April 28.

## CAREER HIGHLIGHTS

- **2017:** Entered 2017 rated as the No. 25 prospect by *Baseball America* in the Royals organization.
- Split the 2017 season between Wilmington (Advanced-A) and the Naturals ... combined to finish 15-7 with a 3.35 ERA ... posted career-best in wins, innings (161.1 IP), strikeouts 141 and starts (28).
- Joined the Naturals on May 30 from Wilmington after going 4-2 with a 2.86 ERA in 10 starts
- Became the 12th pitcher in Naturals' history to strikeout 10-plus batters, doing so on July 1 v. Corpus Christi ... the first since **Josh Staumont** fanned 12 on Sept. 4, 2016.
- Earned Texas League Pitcher of the Week on June 26 ... 24th pitcher in franchise history to notch the honor and the first since Aug. 2016 ... became the eighth different Naturals' pitcher to win 10-plus games in a single-season ... worked a career-high 8.0 innings twice during 2017...latest on Aug. 31 v. Tulsa.
- Pitched in the Sirius/XM Futures Game in Miami and Marlins Park.
- **2016:** Rated as the No. 13 prospect by *Baseball America* entering the 2016 season.
- Split the 2016 season between Lexington (low-A) and Wilmington (Advanced-A) ... finished 6-14 in 27 starts between the two levels with a 5.43 ERA ... logged a career-high 132.2 innings with 105 strikeouts against 52 walks.
- Struck out a career-best nine hitters in a 5.0 inning relief appearances ... ranked first among Royals' farmhands with a 9.4 strikeout-to-walk ratio (25.0 IP minimum).
- **2015:** First full professional season for the former first round selection...spend the entire year with Lexington (A)...pitched to a 4-6 record with a 5.44 ERA in 22 starts.
- Ranked as the No. 4 prospect by *Baseball America* in the Appalachian League in 2015.
- **2014:** Started 11 games for the B-Royals in 2014 and posted a 3.21 ERA in 28.0 innings of work...racked up 19 strikeouts and walked 12 and held opponents to a .186 (19-for-102) average.

## MISCELLANEOUS NOTES

- Full name is **Fred Foster Griffin** ... currently resides in Orlando, Florida.
- Graduated from The First Academy in Orlando, 2014 ... posted a 1.55 ERA and 99 strikeouts in 58.2 innings as a senior...drafted as the No. 28 pick in the 2014 June Draft, second selection by the Royals behind former Natural, **Brandon Finnegan**.
- His father, Fred, is a PGA Professional and serves as director of the Grand Cypress Academy of Golf in Orlando taught golf lessons to former Royal and Cy Young winner, **Zack Greinke**.
- Bypassed an opportunity to pitch at Ole Miss by signing with the Royals.

## AWARDS



### ALL-STAR SELECTIONS

(Texas League, Mid-Season, 2018)  
(Carolina League, Mid-Season, 2017)  
(Organizational, Kansas City, 2017)



### ORGANIZATIONAL AWARDS

(Paul Splittorff Pitcher of the Year, 2017)  
(Northwest Arkansas Pitcher of the Year, 2017)

## CAREER HIGHLIGHTS

Drafted: 29th round, 2016, Univ. of Central Missouri

Professional Debut: June 21, 2016 (AZL Royals)

First Professional Win: July 8, 2016 (AZL Royals)

Arizona Fall League Participant, 2018

Struck out carer-high nine hitters, July 25, 2016 (AZL)

Scoreless inning streak (20.1 IP), April 18-June 2, 2017

## SINGLE-GAME CAREER HIGHS

IP:	Home Runs:
Strikeouts:	Hits:
Walks:	Runs:

@Foster\_Griffin

**GRIFFIN BIO CONTINUED**

FRED FOSTER GRIFFIN																				
Year Club	Level	W	L	ERA	G	GS	CG	SHO	SV	IP	H	R	ER	HR	BB	SO	HBP	BK	WP	WHIP
2014 Burlington	Rk	0	2	3.21	11	11	0	0	0	28.0	19	10	10	2	12	19	1	0	4	1.107
2015 Lexington	A	4	6	5.44	22	22	0	0	0	102.2	123	73	62	8	35	71	3	1	12	1.539
2016 Wilmington	A+	5	10	6.23	20	20	0	0	0	95.1	130	79	66	9	43	76	6	0	10	1.815
Lexington	A	1	4	3.38	7	7	0	0	0	37.1	35	25	14	3	9	29	0	1	2	1.179
2017 Northwest Arkansas	AA	11	5	3.61	18	18	0	0	0	104.2	108	46	42	11	34	81	1	0	1	1.357
Wilmington	A+	4	2	2.86	10	10	0	0	0	56.2	43	19	18	2	20	60	1	0	6	1.112
2018 Northwest Arkansas	AA	10	12	5.13	28	26	0	0	0	152.2	197	94	87	20	40	117	0	0	7	1.552
Minors (5 Seasons)		35	41	4.66	116	114	0	0	0	577.1	655	346	299	55	193	453	12	2	42	1.469

**NATURALS 10-GAME WINNERS**

NAME	RECORD	WIN PCT.	YEAR
Everett Teaford, LHP	14-3	.824	2010
Will Smith, LHP	13-9	.591	2011
Foster Griffin, LHP	11-5	.686	2017
<b>Emilio Ogando</b>	<b>11-7</b>	<b>.611</b>	<b>2018</b>
Dan Cortes, RHP	10-4	.714	2008
Jonathan Dziedzic	10-6	.625	2015
Anthony Lerew, RHP	10-6	.625	2009
Blake Johnson, RHP	10-9	.526	2008
Andy Ferguson, RHP	11-10	.524	2014
Emilio Ogando, LHP	10-10	.500	2017
<b>Foster Griffin</b>	<b>10-12</b>	<b>.454</b>	<b>2018</b>



## NICK HEATH

### OUTFIELDER

HEIGHT | WEIGHT | BATS | THROWS  
6-1 | 187 | L | L

BIRTHDATE: November 27, 1993

2019 Opening Day Age: 25

Birthplace/Resides: Atlanta, Ga./Milford, Kan.



### 2018 SEASON

- Split the season between Wilmington (Advanced-A) and the Naturals ... hit a combined .274 with a .376 on-base average and stole a career-high 39 bases, leading all Royals' prospects.
- Hit his first career inside-the-park home run on May 17 ... became the first Blue Rock since Ryan O'Hearn hit two in a six-day span in 2016.
- Upon his departure, ranked first in the Carolina League with 29 stolen bases.
- Promoted to Northwest Arkansas on July 19 ... ended Wilmington with a 17-game on-base streak.
- Hit .350 (14-for-40) in his first 12 games with Northwest Arkansas ... recorded two doubles, two triples and eight runs scored with a .395 on-base average.
- Played in 21 games for Surprise in the Arizona Fall League and hit .338/.427/.442 with four doubles, two triples and 13 stolen bases in 17 attempts.
- Named to the All-Prospect Team for the Arizona Fall League.

### AWARDS



#### ALL-PROSPECT TEAM

(Arizona Fall League, 2018)



#### ORGANIZATIONAL AWARDS

(Willie Wilson Baserunner of the Year, 2018)

### CAREER HIGHLIGHTS

Drafted: 16th round, 2016 out of Northwestern State

Professional Debut: June 18, 2016 (Idaho Falls)

First Professional Hit: June 18, 2016 (Single)

First Professional Home Run: June 21, 2016

Career-high 10-game home hitting streak, 2016

Swiped a career-best three bags on June 25, 2018

### SINGLE-GAME CAREER HIGHS

Hits: 4 (2x), July 14, 2018      Runs: 3, June 17, 2018

Doubles: 1, (27x)      SB: 3, June 25, 2018

RBI: 3 (2x), Aug. 29, 2016      Hit Streak: 8, 8/13-8/23/16

### CAREER HIGHLIGHTS

- 2017:** Played his first full-season of professional baseball across three levels: Lexington (A), Wilmington (Advanced-A) and AZL Royals (Rookie) ... appeared in 60 of his 66 total games in Wilmington and hit .250/.310/.298.
- Ranked fifth amongst Royals farmhands in steals (25) despite missing five weeks due to a hamstring injury.
- 2016:** Assigned to Idaho Falls (Rookie) following his draft ... led the Pioneer League with 36 stolen bases -- 10 more than anyone else -- and ranked third among Royals farmhands in steals, despite playing in only 62 games.
- Posted career-best eight-game hitting streak from Aug. 13-23 with Idaho Falls ... hit .379 (11-for-29) with a .455 on-base percentage.

### MISCELLANEOUS NOTES

- Full name is **Nicholas James Heath** ... currently resides in Milford, Kan. in the off-season.
- Graduated from Junction City (Kan.) High School ... attended Northwestern State (La.) University where he set the single-season school record with 35 stolen bases in 42 attempts (83.3-percent) and ranks third in school history with 75 steals ... also led the team with 43 runs scored and record a career-high 27 RBIs, earning All-Southland Conference Third Team honors.
- His mother ran track at Kansas State and participated in the 1988 Olympic Trials.



@inheathwetrust

### NICHOLAS JAMES HEATH

Year	Team	Level	G	AB	R	H	2B	3B	HR	RBI	SB	CS	BB	SO	AVG	OBP	SLG	GDP	HP	SH	SF
2016	Idaho Falls	Rk	62	230	39	67	8	4	2	28	36	10	21	61	.291	.350	.387	2	1	2	2
2017	Wilmington	A+	60	224	27	56	7	0	1	12	21	8	19	59	.250	.310	.295	1	1	3	1
	Lexington	A	2	5	1	2	0	0	0	1	1	0	0	1	.400	.400	.400	0	0	0	0
	AZL Royals	Rk	4	16	3	4	1	0	0	3	3	0	3	2	.250	.368	.313	0	0	0	0
2018	Northwest Arkansas	AA	36	105	22	27	3	3	0	7	10	0	13	33	.257	.336	.343	0	0	6	1
	Wilmington	A+	54	194	37	55	8	1	2	20	29	9	35	65	.284	.397	.366	0	2	5	1
Minors (3 seasons)			218	774	129	211	27	8	5	71	100	27	91	221	.273	.350	.348	3	4	16	5



# CARTER HOPE

## RIGHT-HANDED PITCHER

HEIGHT | WEIGHT | BATS | THROWS  
6-3 | 195 | L | R

BIRTHDATE: February 5, 1995

2019 Opening Day Age: 24

Birthplace/Resides: Tulsa, Okla./Magnolia, Texas



## 2018 SEASON

- Completed his first full season since 2015, pitching between Lexington (A) and Wilmington (Advanced-A) ... compiled a 10-3 record with a 4.36 ERA (42 ER/86.2 IP) with 63 strikeouts and 19 walks with a 1.35 WHIP.
- Made six appearances for Lexington allowing two earned runs over 13.2 innings with 16 strikeouts before joining Wilmington on May 4.
- Pitch primarily in relief making 23 relief outings; but also spotted four starts for the Blue Rocks, including his first since Sept., 2015.
- Had his best month in August going 1-0 with a 1.88 ERA (3 ER/14.1 IP) with 10 strikeouts over five outings (one start).

## CAREER HIGHLIGHTS

Drafted: 3rd round, 2013, the Woodlands (Texas) HS

Professional Debut: July 7, 2013 (AZL Royals)

First Professional Win: August 19, 2014 (Burlington)

Struck out career-high nine on Aug. 19, 2014

Posted his career-high scoreless inning streak of 6.1 innings from July 11-14, 2018.

## SINGLE-GAME CAREER HIGHS

IP:	Home Runs:
Strikeouts: 9, 8/19/14	Hits:
Walks:	Runs:

## CAREER HIGHLIGHTS

- 2017:** Re-signed with Kansas City on July 24 ... spent his first season back in baseball pitching at the rookie-levels of AZL Royals and Idaho Falls ... combined to go 1-0 with a 4.96 ERA in nine relief appearances.
- Pitched 16.1 innings, allowed 24 hits, nine runs, one walk and struck out 11.
- 2016:** Released by the Royals on May 7 and did not pitch elsewhere
- 2015:** Spent the season with AZL Royals and Idaho Falls, both rookie affiliates ... went a combined 0-3 with a 6.07 ERA in 14 games including 13 starts ... it marked his final season as a starter.
- 2013 - 2014:** Pitched his first two seasons with the AZL Royals (2013) and the Burlington Royals (2014) ... struck out his career-best nine batters on August 19, 2014 v. Bluefield (Toronto) over 5.0 innings ... he allowed two runs (one earned) on three hits with one walk and earned the victory.

## MISCELLANEOUS NOTES

- Full name is **Carter Patrick Hope** ... currently resides in Bixby, Okla.
- Graduated from the Woodlands (Texas) High School, the same high school as current Royals' farmhand, Bryan Brickhouse, former Natural and Razorback, Brett Eibner and big leaguers, Paul Goldschmidt and Jameson Taillon ... played third base and pitched.
- The day after he signed with the Royals in the third round, he pitched The Woodlands to a 2013 Cal's 5A State Championship.

## CARTER PATRICK HOPE

Year Club	Level	W	L	ERA	G	GS	CG	SHO	SV	IP	H	R	ER	HR	BB	SO	HBP	BK	WP	WHIP
2013 Royals	Rk	0	3	6.08	6	6	0	0	0	13.1	21	15	9	1	5	11	0	0	2	1.950
2014 Burlington	Rk	1	3	3.71	10	8	0	0	0	53.1	54	26	22	2	19	41	2	0	4	1.369
2015 Idaho Falls	Rk	0	3	6.07	11	11	0	0	0	56.1	75	41	38	4	12	28	3	1	5	1.544
Royals	Rk	0	0	5.91	3	2	0	0	1	10.2	13	7	7	1	1	5	0	1	0	1.313
DID NOT PITCH (OUT OF BASEBALL)																				
2016																				
2017 Royals	Rk	1	0	3.75	7	0	0	0	0	12.0	15	6	5	1	0	8	0	0	0	1.250
Idaho Falls	Rk	0	0	8.31	2	0	0	0	0	4.1	9	4	4	0	1	3	0	0	0	2.308
2018 Wilmington	A+	6	3	4.93	27	4	0	0	3	73.0	92	47	40	6	18	47	3	0	10	1.507
Lexington	A	4	0	1.32	6	0	0	0	1	13.2	6	3	2	1	1	16	0	0	0	0.512
Minors (5 Seasons)		12	12	4.83	72	31	0	0	5	236.2	285	149	127	16	57	159	8	2	21	1.445



## KYLE ISBEL

### OUTFIELDER

HEIGHT | WEIGHT | BATS | THROWS  
5-11 | 183 | L | R

BIRTHDATE: March 3, 1997

2019 Opening Day Age: 22

Birthplace/Resides: Fontana, Calif./Fontana, Calif.



### 2018 SEASON

- Assigned to Idaho Falls upon being drafted in the third round out of UNLV ... hit .381 (40-for-105) with four homers and 18 RBIs in 25 games for the Chukars.
- Joined Lexington (A) on July 19 and hit .342 (13-for-38) in his first 10 games with a home run and four RBIs for the Legends.
- Hit lead-off in 37 of his 38 games for Lexington, posting a .347 on-base percentage while batting first.
- Hit .316 (6-for-19) with a double and two RBIs while scoring a team-leading four runs during the South Atlantic League postseason ... tabbed a .316 on-base percentage with a .368 slugging.
- Enters the season as the No. 9 prospect in the Royals organization by *Baseball America* and No. 14 prospect by MLB Pipeline.com.

### CAREER HIGHLIGHTS

- 2018:** Earned Mountain West All-Conference First Team honors ... hit .357/.441/.643 -- fourth-best average in the MWC -- with 14 home runs (ranked 3rd), six steals and 56 RBIs in 59 games for the Rebels.
- Earned All-Star honors in the Cape Cod League.

### MISCELLANEOUS NOTES

- Full name is **Kyle Grant Isbel** ... currently resides in Fontana, Calif.
- Graduated from Etiwanda (Calif.) High School, where he earned Etiwanda Baseball Player of the Year honors as a senior.
- Named to Collegiate Baseball's *Louisville Slugger* Freshman All-American Team at the University of Las Vegas and earned Mountain West Conference Freshman of the Year award.
- Grew-up a New York Yankees fan; but met George Brett and Alex Gordon during a travel ball trip to Phoenix when he was younger.
- Talented bowler who's rolled a career-best 282.

@kyleisbel\_5

### AWARDS



#### ORGANIZATIONAL ALL-STAR

(MiLB.com, Kansas City, 2018)



#### SOUTH ATLANTIC LEAGUE CHAMPION

(Lexington, 2018)

### CAREER HIGHLIGHTS

Drafted: 3rd round, 2018, Univ. of Nevada-Las Vegas

Professional Debut: June 18, 2018 (Idaho Falls)

First Professional Hit: June 18, 2018 (Single)

First Professional Home Run: June 19, 2018

First multi-home run games, July 16, 2018 v. Missoula

Enters 2019 as the No. 9 prospect by *Baseball America*

### SINGLE-GAME CAREER HIGHS

Hits: 4 (3x), 8/2/18 Runs: 4 7/10/18

Doubles: 3, 6/20/18 SB: 3, 7/8/18

RBI: 4, 7/16/18 Hit Streak: 7, 6/27-7/3/18

### KYLE GRANT ISBEL

Year Team	Level	G	AB	R	H	2B	3B	HR	RBI	SB	CS	BB	SO	AVG	OBP	SLG	GDP	HP	SH	SF
2018 Lexington	A	39	159	30	46	12	1	3	14	12	3	12	43	0.289	0.345	0.434	1	2	0	1
Idaho Falls	Rk	25	105	27	40	10	1	4	18	12	3	14	17	0.381	0.454	0.610	2	0	0	0
Minors (1 Season)		64	264	57	86	22	2	7	32	24	6	26	60	0.326	0.389	0.504	3	2	0	1



# TRAVIS JONES

INFIELDER/OUTFIELDER

HEIGHT | WEIGHT | BATS | THROWS  
6-4 | 195 | R | R

BIRTHDATE: September 29, 1995

2019 Opening Day Age: 23

Birthplace/Resides: Humble, Texas/Humble, Texas



## 2018 SEASON

- Played his first full season at two levels: Lexington (A) and Wilmington (Advanced-A) ... hit a combined .291/.402/.388 with a career-best seven home runs, 50 RBIs, 17 doubles and two triples with 31 stolen bases in 43 attempts.
- Led all Royals minor leaguers with 36 hit-by-pitches, 22 more than anyone else ... his 36 HBP also led all minor league players (all levels), eight more than anyone else.
- Ranked first among Royals farmhands (min. 350 plate appearances) in on-base percentage and sixth in steals.
- Posted season-high 10-game hitting streak from May 11-22 hitting .415 (17-for-41) during the stretch with Lexington.
- Raked against right-handed pitching hitting .318 (93-for-292) while hitting just .234 (33-for-141) against left-handed pitching across the South Atlantic and Carolina Leagues.

## AWARDS



**SOUTH ATLANTIC LEAGUE CHAMPION**  
(Lexington, 2018)

## CAREER HIGHLIGHTS

Drafted: 29th round, 2017, Univ. of Texas-Austin

Professional Debut: June 25, 2017 (AZL Royals)

First Professional Hit: June 25, 2017 (Single)

First Professional Home Run: Aug. 7, 2017 (Idaho Falls)

Posted first career multi-home run game on Sept. 7, 2017

## SINGLE-GAME CAREER HIGHS

Hits:	5, (2x), 8/8/17	Runs:	4, 6/30/17
Doubles:	2 (4x), 9/1/17	SB:	3, 9/2/17
RBI:	4 (2x), 5/29/18	Hit Streak:	10, 5/11-5/22/18

## CAREER HIGHLIGHTS

- **2017:** Played his first season of professional baseball across three rookie-level clubs: AZL Royals, Burlington Royals and Idaho Falls Chukars ... hit a combined .364 (80-for-265) with four home runs 52 RBIs, 19 doubles and four triples with 24 stolen bases.
- Hit his first career multi-home run game on Sept. 7, 2017 at Orem ... recorded multiple hits in 24 of his 58 games including two five-hit efforts: July 21 at Helena and Aug. 8 at Billings.
- Ranked first among Royals farmhands in average (.364), on-base percentage (.445) and second in slugging (.541) to only Jorge Soler (min. 250 plate appearances) ... also ranked sixth in steals (24), despite no making his debut until June 25.

## MISCELLANEOUS NOTES

- Full name is **Travis B. Jones** ... currently resides in Humble, Texas
- Named after legendary Texas Army colonel, William Barret Travis, famous his *Victory or Death* letter and for his defense of the San Antonio de Valero Mission known as the Alamo during the battle against the Mexican seige on March 6, 1836.
- Graduated from Atascocita (Texas) High School ... lettered for four years as the starting shortstop and lettered three years as a wide receiver on the football team.
- Selected in the 39th round by the Texas Rangers; but elected to attend the University of Texas-Austin.
- Earned First Team All-Big 12 as a sophomore in 2016 and became the inaugural recipient of the James and Huston Street Longhorn Award.

@\_Jones\_Travis\_

## TRAVIS B. JONES

Year	Team	Level	G	AB	R	H	2B	3B	HR	RBI	SB	CS	BB	SO	AVG	OBP	SLG	GDP	HP	SH	SF
2017	Idaho Falls	Rk	42	164	40	55	15	3	4	42	20	3	18	32	.335	.423	.537	3	10	1	4
	Royals	Rk	9	33	10	16	1	1	0	6	4	2	4	2	.485	.585	.576	2	4	0	0
	Burlington	Rk	7	23	3	9	3	0	0	4	0	0	1	3	.391	.385	.522	2	0	0	2
2018	Wilmington	A+	67	205	31	61	4	1	2	18	17	5	29	54	.298	.438	.356	3	22	2	0
	Lexington	A	62	228	41	65	13	1	5	32	14	7	17	56	.285	.368	.417	3	14	0	2
All Levels (2 Seasons)			187	653	125	206	36	6	11	102	55	17	69	147	.315	.417	.440	13	50	3	8



# JAKE KALISH

## LEFT-HANDED PITCHER

HEIGHT | WEIGHT | BATS | THROWS  
6-2 | 220 | S | L

BIRTHDATE: July 9, 1991

2019 Opening Day Age: 27

Birthplace/Resides: Red Bank, N.J./Scottsdale, Ariz.



## 2018 SEASON

- Split season between the Naturals and Omaha (Triple-A) ... combined to go 8-8 with a 3.88 ERA (55 ER/127.2 IP) with 21 walks and 124 strikeouts ... opened the year with Northwest Arkansas and had two stints in Omaha (May 28-June 13; June 26-end of the season).
- His strikeout total led all Royals' minor league hurlers, while his ERA ranked fourth among qualifiers.
- Pitched to a 7-7 record as a starter with a 3.30 ERA in 18 combined starts.
- Earned PCL Pitcher of the Week on July 22, after 7.0 shutout innings against Nashville ... struck out nine hitters.
- Set career-best 10 strikeouts v. Sacramento on July 24.

## CAREER HIGHLIGHTS

- 2017:** Pitched across three levels last season between Wilmington (Advanced-A), Northwest Arkansas and Omaha (Triple-A) ... combined to go 2-8 with a 3.24 ERA in 31 appearances, making 12 starts.
- Joined the Naturals on May 17 and split time as a starter and in the bullpen ... posted a career-best 7.0 innings twice -- July 30 in a loss v. Springfield ... allowed two runs on seven hits ... matched his career-best on Aug. 26 in a win at Oklahoma City ... dueled against MLB rehabber, Clayton Kershaw in the start ... worked a scoreless 7.0 frames, scattered five hits and matched his career-best eight punchouts in the start.
- With the Naturals, posted a 2.74 ERA (15 ER/49.1 IP) as a starter compared to a 6.04 ERA (15 ER in 22.1 IP) as a reliever.
- 2016:** Split the season with Lexington (A) and Wilmington ... recorded a 2.38 ERA (3 ER in 11.1 IP), 13 strikeouts, one walk, and surrendered six hits...did not allow a run in his first four appearances for the Legends.

## MISCELLANEOUS NOTES

- Full name is **Jacob Louis Kalish** ... currently resides in Scottsdale, Arizona during the off-season with his wife, Allison.
- Graduated from Red Bank (N.J.) Regional High School ... graduated from George Mason Univ., where he hit .301 in 39 games as a senior ... set career-highs in at-bats (136), runs (19), hits (41), RBI (25) and walks (19) ... also started 13 games on the mound and pitched to the tune of a 3.44 ERA.
- Older brother, Ryan, was selected by the Boston Red Sox in 2006 and played in parts of two seasons with the Red Sox (2010, 2012) and in seven games with the Chicago Cubs in 2012.

@jkalish18

## AWARDS



### ORGANIZATIONAL ALL-STAR

(MiLB.com, Kansas City, 2016 & 2018)

## CAREER HIGHLIGHTS

Drafted: 32nd round, 2015, George Mason Univ.

Professional debut: June 21, 2015 (AZL Royals)

First Professional Win: July 24, 2015 (Burlington)

Earned the victory in a 2-0 win over MLB Cy Young winner, Clayton Kershaw in Okla. City on Aug. 26, 2017

Represented Team Israel in the 2017 World Baseball Classic; pitched in the upset win over the Netherlands

## SINGLE-GAME CAREER HIGHS

IP:	7.0 (7x), 8/16/18	Home Runs:	1 (18x)
Strikeouts:	10 7/24/18	Hits:	11, 8/9/17
Walks:	5 (5x), 8/28/18	Runs:	6, 7/13/18

## JACOB LOUIS KALISH

Year Club	Level	W	L	ERA	G	GS	CG	SHO	SV	IP	H	R	ER	HR	BB	SO	HBP	BK	WP	WHIP
2015 Burlington	Rk	3	1	2.20	10	1	0	0	1	28.2	20	9	7	1	3	31	1	0	2	0.802
AZL Royals	Rk	0	2	5.40	4	0	0	0	0	5.0	5	3	3	0	2	6	1	1	0	1.400
2016 Wilmington	A+	3	0	2.48	18	0	0	0	2	36.1	27	12	10	3	10	35	4	0	5	1.018
Lexington	A	0	0	2.38	5	0	0	0	1	11.1	6	3	3	0	1	13	0	1	0	0.618
2017 Omaha	AAA	1	0	2.35	3	3	0	0	0	15.1	18	4	4	1	5	16	0	0	2	1.500
Northwest Arkansas	AA	0	7	3.77	18	9	0	0	0	71.2	83	32	30	4	17	49	4	1	2	1.395
Wilmington	A+	1	1	1.93	10	0	0	0	1	18.2	13	4	4	0	6	23	0	0	1	1.018
2018 Omaha	AAA	6	6	3.34	17	14	1	1	0	89.0	94	35	33	3	13	85	8	0	0	1.202
Northwest Arkansas	AA	2	2	5.12	16	4	0	0	0	38.2	46	28	22	6	8	39	0	1	1	1.397
Minors (4 seasons)		16	19	3.32	101	31	1	1	5	314.2	312	130	116	18	65	297	18	4	13	1.198



# KHALIL LEE

## OUTFIELDER

HEIGHT | WEIGHT | BATS | THROWS  
5-10 | 182 | L | L

BIRTHDATE: June 26, 1998

2019 Opening Day Age: 20

Birthplace/Resides: Newark, Del./Centreville, Va.



## 2018 SEASON

- Split season between Northwest Arkansas and Wilmington ... hit a combined .263/.382/.390 in 100 games with six home runs, 51 RBIs and 16 stolen bases.
- Joined the Naturals on June 28 from Wilmington ... ranked 2nd int he Carolina League in on-base percentage (.402) and first in the circuit in walks (48) at the time of promotion.
- Named a Carolina League Mid-Season All-Star and had an 18-game on-base streak snapped on June 13.
- Hit a lead-off home run on July 24 against Arkansas in Game 1 of a double-header ... recorded back-to-back three-hit games for the first time in his career on July 22 & 23.
- Placed on the disabled list on Aug. 3 and missed remainder of season with a back injury.
- Played in 21 games for Surpsied in the Arizona Fall League ... hit just .157.

## CAREER HIGHLIGHTS

- 2017:** Spent first full-season with Lexington (A) ... set career-highs in games (121), home runs (17), RBIs (61), doubles (24), walks (65), stolen bases (20), hits (107), runs (71).
- Tied for second in the South Atlantic League in home runs, led the league in strikeouts (171), third in walks.
- Began the season as one of the youngest players in the South Atlantic League (18.8 years old).
- Earned South Atlantic League Player of the Week on Aug. 20 ... recorded a career-high in hits on Aug. 18 going 4-for-5 with a homer ... matched his career-best with five RBIs for the second time in his career.
- Hit his second career grand slam on April 28 in his first five-RBI game of his career v. Hagerstown.
- Enters 2018 rated as the No. 2 prospect by *Baseball America*.
- 2016:** Rated as the "Best Athlete" by *Baseball America* in the Royals' Farm System.
- Smacked his first professional grand slam on July 8 ... led the AZL in total bases (88) and runs (43) in 2016.

## MISCELLANEOUS NOTES

- Full name is **Khalil Rashad Lee**...currently resides in Centreville, Virginia
- Was a two-way player at Oaktown (Va.) High School ... posted a 7-0 record with a 0.33 ERA (2 ER/43.0 IP) with 87 strikeouts and three walks ... hit .471 with six home runs, 23 RBIs, 11 stolen bases and 37 runs scored in 25 games in high school.
- At the time of his signing, his fastball sat at 91-93 MPH and topped out at 94 MPH.
- Named Preseason All-American from the Perfect Game & Virginia's Gatorade Player of the Year in 2016.
- Bypassed an opportunity to play at Liberty Univeristy by signing with the Royals. @lilswingman24
- Signed at the age of 17.

## AWARDS

- ★ **ORGANIZATIONAL ALL-STAR**  
(MiLB.com, Kansas City, 2016 & 2017)
- ★ **BASEBALL AMERICA ROOKIE ALL-STAR**  
(AZL Royals, 2016)
- ★ **LEAGUE ALL-STAR**  
(Carolina League, Mid-Season, Wilmington, 2018)  
(Rising Star, Arizona Fall League, 2018)

## CAREER HIGHLIGHTS

Drafted: 3rd round, 2016, Flint (Va.) High School  
Professional Debut: June 21, 2016 (AZL Royals)  
First Professional Hit: June 26, 2016 (Single)  
First Professional Home Run: June 27, 2016  
First multi-home run games, Aug. 7, 2016 v. AZL Padres  
South Atlantic League Player of the Week, Aug. 20, 2017  
Enters 2019 as the No. 2 prospect by *Baseball America*

## SINGLE-GAME CAREER HIGHS

Hits: 4, 8/18/17 Runs: 3 (5x), 8/18/17  
Doubles: 2 (8x), 6/1/18 SB: 2, 8/22/16  
RBI: 5 (2x), 8/18/17 Hit Streak: 11, 7/6-7/19/16

## KHALIL RASHAD LEE

Year	Team	Level	G	AB	R	H	2B	3B	HR	RBI	SB	CS	BB	SO	AVG	OBP	SLG	GDP	HP	SH	SF
2016	AZL Royals	Rk	49	182	43	9	6	6	6	29	8	4	33	57	.269	.396	.484	1	6	0	1
2017	Lexington	A	121	451	71	107	24	6	17	61	20	18	65	171	.237	.344	.430	4	10	3	3
2018	Northwest Arkansas	AA	29	102	15	25	5	0	2	10	2	2	11	28	.245	.330	.353	1	2	3	0
	Wilmington	A+	71	244	42	66	13	4	4	41	14	3	48	75	.270	.402	.406	1	7	0	2
Minors (3 seasons)			270	979	171	247	51	16	29	141	44	27	157	331	.252	.368	.426	7	25	6	6



# ZACH LOVVORN

## RIGHT-HANDED PITCHER

HEIGHT | WEIGHT | BATS | THROWS  
6-2 | 220 | R | R

BIRTHDATE: May 26, 1994

2019 Opening Day Age: 24

Birthplace/Resides: Anniston, Ala./Oxford, Ala.



## 2018 SEASON

- Split season between the Naturals and Omaha (Triple-A) ... going 6-9 with a 5.20 ERA (83 ER/143.2 IP) in 27 outings (24 starts) over the two levels.
- Made spot-start with Omaha on April 19 -- a 6-2 loss to Memphis -- in his Triple-A debut before being promoted on July 5.
- Won three straight decisions over a four-start span (May 11-26), which included a season-high 7.0 innings in a 6-1 win over Midland on May 26.
- Recorded a season-high eight strikeouts over 5.2 innings in relief on Aug. 24 v. Iowa.
- Won his second Triple-A start against Memphis on July 5 going 6.0 frames.
- Made five starts for the Gigantes del Cibao in the Dominican Winter League.

## CAREER HIGHLIGHTS

- 2017:** Pitched the entire season with the Naturals ... logged a career-high 31 appearances, making 18 starts.
- Struck out a franchise-best for by an Opening Day Starter, eight San Antonio Missions while putting down 18 of his total 19 batters faced.
- Pitched the Naturals to a 4-0 win at Tulsa on June 16 during the eight-game road winning streak and helped set-up the First Half North Division clinching game the following night...worked 6.2 innings.
- Moved to the bullpen following his June 16 start ... made 13 relief appearances and posted a 4.18 ERA... logged a 5.04 ERA as a starting pitcher.
- 2016:** Spent the entire season with the Wilmington Blue Rocks (Advanced-A) ... named the Wilmington Pitcher of the Year ... ranked 6<sup>th</sup> in the Carolina League in ERA...rated as the No. 6 pitcher in the Carolina League by *Baseball America*.
- Recorded a career high 10 strikeouts in a single game on June 28 against Lynchburg over 4.2 innings.
- 2015:** Split season between Lexington (A) and Wilmington pitching a total of 137.0 innings ... ranked tied for third in the wins and 10<sup>th</sup> in ERA among Royals farmhands for the 2015 season.

## MISCELLANEOUS NOTES

- Full name is **Zachary David Lovvorn** ... currently resides in Oxford, Ala. with his wife, Savannah.
- Graduated from Oxford High School (Ala.) where he went 5-2 with a 2.20 ERA and 75 strikeouts in 55.0 innings as a senior, helping reach Oxford to a 6A State Championship...bypassed Samford to sign with the Royals.
- Father, Mike, played college baseball at both Southern Union Junior College and Jacksonville State University.

@Lovvy28

## AWARDS



### LEAGUE ALL-STAR

(South Atlantic League, Lexington, 2015)  
(Texas League, Northwest Arkansas, 2018)

## CAREER HIGHLIGHTS

Drafted: 6th round, 2012, Oxford (Ala.) High School

Professional debut: June 22, 2012 (AZL Royals)

First Professional Win: June 21, 2013 (Burlington)

Wilmington Pitcher of the Year, 2017

Struck out career-high 10 batters, June 28 v. Lynchburg

Threw lone complete games (6.0 IP), July 29, 2015

## SINGLE-GAME CAREER HIGHS

IP:	7.0 (12x), 8/18/18	Home Runs:	3, 5/21/18
Strikeouts:	10, 6/28/16	Hits:	12, 6/11/17
Walks:	5, 8/27/13	Runs:	8 (3x), 7/17/18

## ZACHARY DAVID LOVVORN

Year Club	Level	W	L	ERA	G	GS	CG	SHO	SV	IP	H	R	ER	HR	BB	SO	HBP	BK	WP	WHIP
2012 AZL Royals	Rk	0	3	8.34	14	8	0	0	0	49.2	64	50	46	3	27	39	11	1	10	1.832
2013 Burlington	Rk	2	3	3.74	11	11	0	0	0	53.0	50	24	22	2	21	36	4	0	7	1.340
2014 Idaho Falls	Rk	3	6	5.00	14	6	0	0	1	66.2	83	44	37	3	15	56	7	3	12	1.470
2015 Wilmington	A+	4	5	3.93	12	11	1	0	0	66.1	65	31	29	2	19	35	1	0	5	1.266
Lexington	A	5	6	4.20	14	13	0	0	1	70.2	87	42	33	5	15	50	5	0	4	1.443
2016 Wilmington	A+	2	15	3.95	25	23	0	0	0	127.2	134	70	56	8	44	107	7	0	17	1.394
2017 Northwest Arkansas	AA	4	9	4.83	31	18	0	0	0	117.1	142	72	63	8	34	93	5	0	10	1.500
2018 Omaha	AAA	2	6	5.71	12	9	0	0	1	63.0	70	41	40	5	23	30	4	0	3	1.476
Northwest Arkansas	AA	4	3	4.80	15	15	0	0	0	80.2	90	45	43	9	26	52	1	0	4	1.438
Minors (7 seasons)		26	56	4.78	148	114	1	0	3	695.0	785	419	369	45	224	498	45	4	72	1.452



# DANIEL LYNCH

## LEFT-HANDED PITCHER

HEIGHT | WEIGHT | BATS | THROWS  
6-6 | 190 | L | L

BIRTHDATE: November 17, 1996

2019 Opening Day Age: 22

Birthplace/Resides: Richmond, Virginia/Henrico, Virginia



## 2018 SEASON

- Made 12 starts in his debut professional season, nine with Lexington, while posting a 1.58 (7 ER/40.0 IP) with the Legends with 47 strikeouts and just six walks.
- Struck out a career-best eight hitters in 5.0 innings of one-run baseball against Lakewood on August 18.
- Held left-handed hitters to a paltry .109 (5-for-46) and right-handers hit .277 (39-for-141) and allowed one home run.
- In his final month, struck out 30 hitters over 21.0 innings, posting a 0.810 WHIP.
- Made two appearances in the South Atlantic League postseason ... pitched game two of the division series v. Rome tossing 4.0 innings of shutout baseball with three strikeouts in a 6-0 Lexington win ... pitched Game 3 of the Championship Series v. Lakewood in Lexington's 6-3 triumph by throwing 4.0 innings with four strikeouts.

## AWARDS



**SOUTH ATLANTIC LEAGUE CHAMPION**  
(Lexington, 2018)

## CAREER HIGHLIGHTS

Drafted: 1st (34th overall) round, 2018 out of U. of Va

First Professional Win: July 13, 2018

Promotion to Lexington (A): July 19, 2018

Rated as No. 3 Prospect by *Baseball America*

## SINGLE-GAME CAREER HIGHS

IP:	5.0 (7x), 8/18/18	Home Runs:	1, 8/24/18
Strikeouts:	8, 8/18/18	Hits:	6 (2x), 7/26/18
Walks:	2, 8/2/18	Runs:	3, 6/22/18

## CAREER HIGHLIGHTS

- **2018:** Made 13 starts for Univ. of Virginia his junior season with being classified as a quality start ... pitched 7.0 innings or better in all but three of his starts.
- Struck out 105 batters, eighth most in the ACC, in a career-high 88.2 innings of work ... finished 4-4 with a 3.96 ERA ... recorded double-digit strikeout performances in four straight starts, only the second pitcher to accomplish the feat since Danny Hultzen (2011).
- Fanned a career-high 13 hitters in a series-clinching win over Georgia Tech on May 14.
- **2017:** Made 14 starts and led the team with 77.1 innings of work including six quality starts ... pitched his lone career complete game on April 19 against James Madison.
- Worked 7.0 innings of one-run baseball to earn ACC Tournament win over Clemson on May 26.
- **2016:** Struck out nine batters in UVA debut, the most by any starter in his first career game in the Brian O'Connor (head coach) era.

## MISCELLANEOUS NOTES

- Full name is **Daniel A. Lynch**...resides in Henrico, Virginia.
- Prepped at Douglas Freeman (Va.) High School and was named First Team All-Colonial ... posted a 0.97 ERA his junior season.
- College teammate with current St. Louis Cardinals prospect and former Springfield Cardinal, Conner Greene at Virginia.

## DANIEL A. LYNCH

Year Club	Level	W	L	ERA	G	GS	CG	SHO	SV	IP	H	R	ER	HR	BB	SO	HBP	BK	WP	WHIP
2018 Lexington	A	5	1	1.58	9	9	0	0	0	40	35	9	7	1	6	47	0	1	2	1.025
Burlington	Rk	0	0	1.59	3	3	0	0	0	11.1	9	3	2	0	2	14	1	0	0	0.971
All Levels (1 Season)		5	1	1.58	12	12	0	0	0	51.1	44	12	9	1	8	61	1	1	2	1.013



# YUNIOR MARTE

## RIGHT-HANDED PITCHER

HEIGHT | WEIGHT | BATS | THROWS  
6-2 | 180 | R | R

BIRTHDATE: Feb. 2, 1995

2019 Opening Day Age: 24

Birthplace/Resides: Santo Domingo Norte, D.R./Santo Domingo Norte, D.R.



## 2018 SEASON

- Pitched his second straight season -- first full season -- with the Naturals ... ranked among Texas League relief pitcher leaders in: opponents' average (.225, 2nd), strikeouts/9.0 innings (8.96, 2nd), appearances (3rd) and walks/9.0 innings (2.91, 4th).
- Struck out a season-high five batters twice during the season, in April (April 12 and April 20).
- Over his final 10 outings, Marte posted a 1.47 (3 ER/18.1 IP) with 16 strikeouts and two walks ... logged a 0.812 WHIP over the stretch.
- Logged a 10.2 scoreless inning streak from June 6-19.
- Made 10 appearances for the Gigantes del Cibao and struck out 10 batters over 14.1 innings, scattered eight hits and did not allow a run.

## CAREER HIGHLIGHTS

- **2017:** Split the season with Wilmington (Advanced-A) and Northwest Arkansas ... combined to work in 37 games (one start) ... logged a 3.98 ERA (32 ER/72.1 IP), 80 strikeouts and 47 walks and a 1.452 WHIP.
- Named a Carolina League Mid-Season All-Star ... promoted to Northwest Arkansas on June 29 following the All-Star break ... posted an 11.1 scoreless inning streak with the Naturals from Aug. 2 to Aug. 22 ... held opponents to a .081 (3-for-37) average with 11 strikeouts against four walks.
- Stranded 86.7-percent of inherited base-runners leaving 13 of 15 total in Northwest Arkansas.
- Had a homerless streak of 61.0 innings (28 appearances) dating back to 2016, snapped on July 18 at Springfield ... home run was hit by Bruce Caldwell of the Cardinals in an 8-3 loss for the Naturals.
- **2016:** Pitched second straight season with Lexington (A) ... appeared in 26 games, including seven starter, throwing a career-best 107.0 innings ... finished 6-8 with a 4.21 ERA with a career-best 103 strikeouts against 55 walks ... worked a career-high 7.0 innings on July 3, 2016 against Rome
- **2015:** First full-season came in Lexington ... struck out a career-best 10 batters over 4.2 innings in a start against Greenville on Aug. 2.
- **2013:** First professional season spent with the Dominican Summer League Royals ... posted a 1.01 WHIP with 36 strikeouts over 47.1 innings of work.

## MISCELLANEOUS NOTES

- Full name is **Yunior Marte** ... currently resides in Santo Domingo Norte, Dominican Republic...first name pronounced *YOU-nehr*.
- Received the *Carlos Fortuna Award* in 2013 ... awarded to the player most dedicated to improving his English, work ethic and conduct on and off the field ... Fortuna was a Royals' farmhand who died of liver and lung cancer in 2013 at the age of 22.

## AWARDS



### LEAGUE ALL-STAR

(Carolina League, Mid-Season, 2017)



### ROYALS ORGANIZATIONAL AWARDS

(Dominican League Pitcher of the Year, 2013)

## CAREER HIGHLIGHTS

Signed as non-drafted free agent, June 25, 2012

Professional debut: June 21, 2013 (DSL Royals)

First Professional Win: July 23, 2013 (DSL Royals)

Dominican Summer League Pitcher of the Year

Posted career-best 11.1 scoreless inning streak from August 2 to August 22 with the Naturals

## SINGLE-GAME CAREER HIGHS

IP:	7.0, 7/3/16	Home Runs:	2(3X), 7/30/17
Strikeouts:	10, 8/2/15	Hits:	9, 8/18/15
Walks:	6, 6/3/16	Runs:	8, 8/7/15

## YUNIOR MARTE

Year Club	Level	W	L	ERA	G	GS	CG	SHO	SV	IP	H	R	ER	HR	BB	SO	HBP	BK	WP	WHIP
2013 DSL Royals	FRk	4	3	1.71	11	8	0	0	2	47.1	39	15	9	0	9	36	4	0	9	1.014
2014 Burlington	Rk	4	3	3.44	11	9	0	0	1	52.1	45	23	20	3	19	40	8	0	6	1.223
2015 Lexington	A	4	5	6.44	18	11	0	0	0	65.2	80	59	47	4	38	60	12	1	14	1.797
2016 Lexington	A	6	8	4.21	26	7	0	0	1	107.0	94	54	50	9	55	103	10	3	19	1.393
2017 Northwest Arkansas	AA	1	2	5.75	17	0	0	0	1	36.0	33	23	23	5	27	38	3	0	4	1.667
Wilmington	A+	3	2	2.23	20	1	0	0	4	36.1	25	9	9	0	20	42	2	0	4	1.239
2018 Northwest Arkansas	AA	4	4	2.91	43	0	0	0	2	80.1	69	33	26	7	29	80	5	2	3	1.220
Minors (6 seasons)		26	27	3.90	146	36	0	0	11	425.0	385	216	184	28	197	399	44	6	59	1.369



# RUDY MARTIN

## OUTFIELDER

HEIGHT | WEIGHT | BATS | THROWS  
5-7 | 155 | L | L

BIRTHDATE: January 31, 1996

2019 Opening Day Age: 23

Birthplace/Resides: Memphis, Tenn./Olive Branch, Miss.



## 2018 SEASON

- Spent majority of the season with Wilmington while spending time with AZL Royals due to a rehab assignment and one cameo in Northwest Arkansas ... combined to hit .235/.346/.381 ... set career-highs in home runs (6), RBIs (46), doubles (15), stolen bases (29) and runs scored) 51).
- Ranked tied for second in the Carolina League in stolen bases despite playing just 75 games with the Blue Rocks.
- Missed nearly two months due to a leg injury, causing him to miss 50 games.
- Fell a home run shy of the cycle on April 19 at Frederick going 3-for-5 with a career-high three runs scored while driving in a career-high five runs.
- Swiped multiple bases in five of his 75 games with Wilmington.
- Made his Double-A debut on August 27, pinch-hitting for Erick Mejia in the eighth inning against Arkansas with a strikeout.

## CAREER HIGHLIGHTS

- 2017:** Spent the season with Lexington (A) ... played in 37 games before missing the rest of the season due to an injury ... hit .277/.365/.403 with the Legends with 26 stolen bases in 30 attempts, leading the team in the category.
- Finished fourth among Royals' farmhands in stolen bases and earned the Willie Wilson Baserunner of the Year award for the Kansas City Organization.
- 2016:** Played with Idaho Falls (Rookie) and the Arizona League Royals (Rookie) ... hit a combined .250/.342/.337 with 20 stolen bases in 24 attempts with two homers, five doubles and two triples with 30 runs scored in 46 total games.
- Opened the season with a 12-game hitting streak in both the AZL and Pioneer League.
- 2015:** Played for the AZL Royals and Idaho Falls ... appeared in a total of 42 games and hit .331/.469/.525 with a career-high nine triples ... ranked among AZL leaders in on-base percentage (.447, first), triples (tied for first), runs (tied for first, 41), slugging (.541, second) and average (fourth) in his professional debut ... reached safely in 26 straight games (July 24-August 28), second-longest in AZL.

## MISCELLANEOUS NOTES

- Full name is **Rutilious Tamarge Martin, Jr.** ... currently resides in Olive Branch, Mississippi in the off-season.
- Graduated from Lewisburg (Miss.) High in 2014 ... led his team to a 4A State Title his junior season in 2013 ... originally committed to play at Texas Tech; but signed with the Royals.

@RudyM4rtin

## AWARDS

★ **LEAGUE ALL-STAR**  
(AZL Royals, Postseason, 2015)

★ **ROYALS ORGANIZATIONAL AWARDS**  
(Willie Wilson Baserunner of Year, 2017)  
(AZL Royals Player of the Year, 2015)

## CAREER HIGHLIGHTS

Drafted: 25th round, 2014, Lewisburg (Miss.) High

Professional Debut: July 1, 2015 (AZL Royals)

First Professional Hit: July 3, 2015 (Double)

First Professional Home Run: July 17, 2015

First multi-home run game: June 23, 2018 (Wilmington)

Owens a career stolen base-success rate of 84.3-percent (91-for-108) in four career minor league seasons

## SINGLE-GAME CAREER HIGHS

**Hits:** 4, 7/17/15 **Runs:** 3 (6x), 4/19/18  
**Doubles:** 2 (2x), 8/24/18 **SB:** 3 (3x), 8/20/18  
**RBI:** 5 (3x), 4/19/18 **Hit Streak:** 13, 9/7/15 - 7/21/16

## RUTILIOUS TAMARGE (RUDY) MARTIN, JR.

Year	Team	Level	G	AB	R	H	2B	3B	HR	RBI	SB	CS	BB	SO	AVG	OBP	SLG	GDP	HP	SH	SF
2015	AZL Royals	Rk	40	133	41	45	6	9	1	11	14	3	34	28	.338	.477	.541	1	3	1	2
	Idaho Falls	Rk	2	6	1	1	0	0	0	0	2	0	1	3	.167	.286	.167	0	0	1	0
2016	Idaho Falls	Rk	41	156	30	38	5	1	2	14	19	3	17	51	.244	.341	.327	1	6	5	0
	Royals	Rk	5	16	0	5	0	1	0	2	1	1	1	6	.313	.353	.438	0	0	0	0
2017	Lexington	A	37	119	25	33	7	1	2	19	26	4	16	37	.277	.365	.403	0	1	4	1
2018	Northwest Arkansas	AA	1	1	0	0	0	0	0	0	0	0	0	1	.000	.000	.000	0	0	0	0
	Wilmington	A+	75	259	42	60	13	4	4	37	29	6	39	93	.232	.345	.359	3	6	10	0
	Idaho Falls	Rk	9	34	9	9	2	1	2	9	0	0	6	11	.265	.357	.559	0	0	2	2
Minors (4 seasons)			210	724	148	191	33	17	11	92	91	17	114	230	0.264	0.374	0.402	5	16	23	5



## MJ MELENDEZ

### CATCHER

HEIGHT | WEIGHT | BATS | THROWS  
6-1 | 190 | L | R

BIRTHDATE: November 29, 1998

2019 Opening Day Age: 20

Birthplace/Resides: Daytona Beach, Fla./Miami, Fla.



### 2018 SEASON

- Played the full season with Lexington (A), earning co-Player of the Year honors with Seuly Matias ... also named MiLB.com Organizational All-Star and South Atlantic League mid-season All-Star.
- Starting catcher for the SAL All-Star Game ... went 1-for-2 with a run scored.
- Ranked third on the team in triples (9), fourth in RBIs (73), fifth in homers (19), total bases (206) and slugging (.492) and seventh in OPS (.814).
- Named South Atlantic League Player of the Week, May 20, after going 10-for-24 (.417), with a double, triple, four homers and eight RBIs over a six-game span.
- Collected 42 of his 54 extra-base hits against right-handed pitching, slugging .523.
- Recorded his first of two career multi-home run games on May 18 at West Virginia and on Aug. 28 v. Augusta ... in the May 18 game, he also established a career-high with 10 total bases, collecting a double, two homers and going 3-for-5.
- Drove in a career-high six runs on May 21 v. Rome, which including a three-run homer and a pair of RBI doubles.
- Posted a career-best with four hits on Aug. 18 at Lakewood, going 4-for-5 with a triple, homer and two RBIs while stealing a base in the contest as well.
- Entered 2018 as the No. 6 prospect in the Royals organization by *Baseball America*.

### AWARDS



#### ORGANIZATIONAL ALL-STAR

(MiLB.com, Kansas City, 2018)



#### ORGANIZATIONAL AWARDS

(co-Lexington Player of the Year, 2018)

(Mike Sweeney Award, 2018)



#### LEAGUE ALL-STAR

(South Atlantic League, Mid-Season, 2018)



#### SOUTH ATLANTIC LEAGUE CHAMPION

(Lexington, 2018)

### CAREER HIGHLIGHTS

Drafted: 2nd round, 2017, Westminster Christian (Fla.)

Professional Debut: June 25, 2017 (AZL Royals)

First Professional Hit: June 25, 2017 (Triple)

First Professional Home Run: June 28, 2017

Two career multi-home run games: 5/18 & 8/28/2018

Posted a two triple game on April 11, 2018

South Atlantic League Player of the Week, May 20, 2018

Enters 2019 as the No. 6 prospect by *Baseball America*

### SINGLE-GAME CAREER HIGHS

Hits: 4, 8/18/18 Runs: 3, 6/30/17

Doubles: 2 (3x), 8/17/18 SB: 1 (8x), 8/19/18

RBI: 6, 5/21/18 Hit Streak: 8, 8/8-8/17/17

### CAREER HIGHLIGHTS

- **2017:** Rated as the No. 13 prospect in the Arizona League by *Baseball America* while playing for the AZL Royals ... batted .262/.374/.417 (44-for-168) with eight doubles, three triples and four home runs.
- Reached safely in 41 of his 47 games, while led Surprise in on-base percentage (min. 100 plate appearances), tied for the team lead in homers and ranked second in RBIs.
- Posted an eight-game home hit streak from June 25-July 22 ... batted .448 (13-for-29) with a homer, two triples and 14 RBIs in the eight-game stretch.

### MISCELLANEOUS NOTES

- Full name is **Mervyl S. Melendez, Jr.** ... currently resides in Miami Florida in te off-season.
- Graduated from Westminster Christian High School (Fla.) ... transferred from his Alabama high school to play closer to his father, Mervyl, Sr. who is the head coach at Florida International Univ. ... hit .391 with eight home runs and 29 RBIs as a senior.
- Ranked as the third-best catcher in the 2017 First-Year Player Draft according to MLB.com

@mjmelenendez27

### MERVYL S. MELENDEZ, JR.

Year Team	Level	G	AB	R	H	2B	3B	HR	RBI	SB	CS	BB	SO	AVG	OBP	SLG	GDP	HP	SH	SF
2017 Royals	Rk	47	168	25	44	8	3	4	30	4	2	26	60	.262	.374	.417	1	4	0	0
2018 Lexington	A	111	419	52	105	26	9	19	73	4	6	43	143	.251	.322	.492	3	4	0	6
Minors (2 Seasons)		158	587	77	149	34	12	23	103	8	8	69	203	.254	.337	.470	4	8	0	6



# ANDERSON MILLER

## OUTFIELDER

HEIGHT | WEIGHT | BATS | THROWS  
6-3 | 208 | L | L

BIRTHDATE: May 6, 1994

2019 Opening Day Age: 24

Birthplace/Resides: Lexington, Ky./Lexington, Ky.



## 2018 SEASON

- Spent the entire season in Northwest Arkansas ... posted a career-high in home runs (13) and doubles (22) playing in 120 games for the Naturals.
- Finished second on the team in home runs.
- Earned Texas League Player of the Week honors on Aug. 20 after hitting .438 (7-for-16)/.500/.750 with a home run, two doubles, two RBIs and a stolen base.
- Hit his first career multi-home run game on June 13 against Tulsa while matching his career-high in RBIs (4).
- Matched his career-high in single-game hits (4) on May 26 against Midland for the third time in his career.
- Drove in a career-high four runs on April 4 against Corpus Christi for the third time in his career and first time since July, 2016.
- Hit .279 (29-for-104) against left-handed pitching compared to just .247 (81-for-328) against right-handers.

## AWARDS



### LEAGUE ALL-STAR

(Carolina League, Mid-Season, Wilmington, 2017)

## CAREER HIGHLIGHTS

Drafted: 3rd round, 2015, Western Kentucky Univ.

Professional Debut: July 5, 2015 (AZL Royals)

First Professional Hit: July 5, 2015 (Single)

First Professional Home Run: July 15, 2015 (Burlington)

First multi-home run game: June 13, 2018 (NWA)

Carolina League Player of the Week: May 14, 2017

Texas League Player of the Week: August 19, 2018

## SINGLE-GAME CAREER HIGHS

Hits: 4 (3x), 5/26/18    Runs: 4 (4x), 6/13/18  
Doubles: 2 (14x), 8/14/18    SB: 3, 4/9/17  
RBI: 4 (4x), 6/13/18    Hit Streak: 12, 4/30-5/10/17

## CAREER HIGHLIGHTS

- 2017:** Split the season between Wilmington (Advanced-A) and Northwest Arkansas ... hit a combined .263/.330/.376 while posting career-bests in RBIs (56) and runs scored (54).
- Began the year with Wilmington ... earned Carolina League Mid-Season All-Star ... named Carolina League Player of the Week on May 15 after hitting .417 with two home runs, six RBI in the previous seven games to earn the honor.
- Joined the Naturals following the Texas League All-Star break on June 29 ... posted his sixth career three-RBI game on July 18 with a home run at Springfield.
- 2016:** Miller split time with Wilmington (Advanced-A) and Lexington (A), batting for a combined .244 average (73-for-299) with 20 doubles, 4 triples, 6 homers, 34 RBI and 8 stolen bases ... promoted to the Wilmington Blue Rocks on July 13.
- Posted his best month of hitting in June with Lexington ... went 27-for-72 (.375 BA) in 22 games played, with 8 doubles, 7 RBI and 15 walks ... reached base 42 times in June, posting a .489 OBP.
- 2015:** Finished out the season with Lexington by batting .260 (44-for-169) ... On Aug. 3, posted a season high 4 RBI performance on a three-run homer and an RBI single against Augusta.

## MISCELLANEOUS NOTES

- Full name is **Anderson Latrell Miller** ... currently resides in Lexington, Kentucky with his wife, Andi.
- Graduated from Lafayette High School in 2012 where he finished his senior season with a .417 average and went 5-1 with a 1.71 ERA ... was awarded First-Team All-State honors.
- Attended Western Kentucky University ... Second-Team All-Sun Belt as a sophomore.



@andersonLmiller

## ANDERSON LATRELL MILLER

Year	Team	Level	G	AB	R	H	2B	3B	HR	RBI	SB	CS	BB	SO	AVG	OBP	SLG	GDP	HP	SH	SF
2015	Lexington	A	43	169	15	44	8	1	2	21	0	1	14	28	.260	.319	.355	1	1	0	1
	Burlington	Rk	10	38	6	13	3	0	2	7	3	0	0	7	.342	.359	.579	1	1	0	0
	Royals	Rk	1	3	1	1	0	0	0	1	0	0	0	0	.333	.333	.333	0	0	0	0
2016	Wilmington	A+	38	144	18	29	8	3	3	16	5	0	12	50	.201	.266	.361	0	1	2	1
	Lexington	A	43	155	24	44	12	1	3	18	3	1	22	51	.284	.376	.432	0	1	2	0
2017	Northwest Arkansas	AA	58	213	17	49	8	0	2	19	3	2	9	56	.230	.263	.296	4	1	1	1
	Wilmington	A+	70	269	37	78	11	4	7	37	15	2	36	60	.290	.378	.439	3	2	0	0
2018	Northwest Arkansas	AA	120	432	50	110	22	4	13	46	10	8	33	83	.255	.308	.414	4	1	2	2
Minors (4 Seasons)			383	1423	168	368	72	13	32	165	39	14	126	335	.259	.321	.395	13	8	7	5



## JOSH MITCHELL

### LEFT-HANDED PITCHER

HEIGHT	WEIGHT	BATS	THROWS
6-2	220	R	L

**BIRTHDATE:** September 8, 1994

**2019 Opening Day Age:** 24

**Birthplace/Resides:** Ridgeway, Pa./Ridgeway, Pa.



## 2018 SEASON

- Pitched his first full season of professional baseball between Lexington (A) and Wilmington (Advanced-A) ... combined to toss 34.2 inning , posting a 7.27 (24 ER) over 28 outings with 33 strikeouts and 13 walks.
- For Lexington, appeared in seven games allowing four runs (one earned) on eight hits over 10.0 innings with 11 strikeouts and one walk.
- Promoted to Wilmington in early-May ... missed the final month of the season due to a right knee injury.

## CAREER HIGHLIGHTS

Signed as non-drafted free agent, June 25, 2012

Professional debut: June 25, 2013<sup>7</sup> (AZL Royals)

First Professional Win: June 25, 2017 (AZL Royals)

## SINGLE-GAME CAREER HIGHS

IP:	3.1, 7/7/17	Home Runs:	3, 9/1/17
Strikeouts:	4 (5x), 7/25/18	Hits:	10, 7/2/17
Walks:	3, 6/22/18	Runs:	9, 7/215

## CAREER HIGHLIGHTS

- **2017:** Split first season in professional baseball between Rookie-levels Arizona League and Pioneer League ... pitched in 18 games (two starts) posting a combined 8.24 ERA (29 ER/31.2 IP) with 35 strikeouts and six walks with a 1.800 WHIP.
- Struck out a season-high four batters on two occasions -- both with Idaho Falls -- coming on July 26 and Sept. 7.

## MISCELLANEOUS NOTES

- Full nam is **Josh Mitchell** ... currently resides in Ridgeway, Pennsylvania in the off-season.
- Graduated from Ridgeway High (Pa.), where he was selected to the First-Team All-District in both his sophomore and junior season ... had a 1.98 ERA and 100 strikeouts on the mound as a junior and hit .530 with six home runs and 50 RBI.
- Attended the Univ. of Pittsburgh, where he made 41 appearances (16 starts) over three season ... finished 1-10 with a 4.95 ERA over 103.2 innings with 91 strikeouts in his Panthers' career.

 @Josh\_Mitchell40

## JOSH MITCHELL

Year Club	Level	W	L	ERA	G	GS	CG	SHO	SV	IP	H	R	ER	HR	BB	SO	HBP	BK	WP	WHIP
2017 Idaho Falls	Rk	2	1	7.59	14	0	0	0	4	21.1	34	19	18	4	6	24	0	0	3	1.875
Royals	Rk	1	0	9.58	4	2	0	0	0	10.1	17	12	11	1	0	11	0	0	0	1.645
2018 Wilmington	A+	2	1	8.39	21	0	0	0	0	24.2	28	24	23	2	12	22	2	0	5	1.622
Lexington	A	1	0	0.90	7	0	0	0	0	10.0	8	4	1	1	1	11	0	0	1	0.900
<b>Minors (2 Seasons)</b>		<b>6</b>	<b>2</b>	<b>7.19</b>	<b>46</b>	<b>2</b>	<b>0</b>	<b>0</b>	<b>4</b>	<b>66.1</b>	<b>87</b>	<b>59</b>	<b>53</b>	<b>8</b>	<b>19</b>	<b>68</b>	<b>2</b>	<b>0</b>	<b>9</b>	<b>1.598</b>



# EMILIO OGANDO

## LEFT-HANDED PITCHER

HEIGHT | WEIGHT | BATS | THROWS  
6-2 | 180 | L | L

BIRTHDATE: August 13, 1993

2019 Opening Day Age: 25

Birthplace/Resides: Farmington, Mass./Valrico, Fla.



## 2018 SEASON

- Pitched his second straight season with the Naturals and making a career-high 26 starts ... posted career-highs in runs allowed (66), home runs allowed (21), and walks (70).
- Logged a franchise-record 31.2 inning-scoreless streak from July 17 to the first inning of his Aug. 26 start at Arkansas ... broke the previous record of 21.1 innings set by reliever, Tim Hill in 2017.
- Won six straight decisions from July 22 to August 21 going 6-0 with a 0.50 ERA (2 ER/36.0 IP) with 24 strikeouts and 12 walks with a 0.83 WHIP and a league-best .148 opponents' average.
- Became the first pitcher in franchise history to win 10-plus games in back-to-back seasons.
- Ranked sixth in the league in ERA, tied for first in wins, tied for first in starts, first in walks, tied for first in home runs allowed (22) and fifth in opponents' average (.279).

## AWARDS



### LEAGUE ALL-STAR

(South Atlantic League, Mid-Season, 2016)

(Texas League, Mid-Season, 2018)

### CAREER HIGHLIGHTS

Drafted: 12th round, 2014, St. Thomas Univ. (Fla.)

Professional debut: June 21, 2014 (AZL Royals)

First Professional Win: July 3, 2014 (AZL Royals)

Posted Northwest Arkansas franchise-record 31.2

innings of scoreless baseball from July 17-Aug. 26

### SINGLE-GAME CAREER HIGHS

IP: 7.0 (12x), 8/21/18 Home Runs: 3 (3x), 7/12/18

Strikeouts: 8 (3x), 8/31/16 Hits: 10 (2x), 7/1/18

Walks: 5 (2x), 7/12/18 Runs: 9, 7/12/18

## CAREER HIGHLIGHTS

- **2017:** Pitched across three levels ... combined to post an 11-10 record with a 3.72 ERA ... logged a career-high 164.1 innings with 110 strikeouts against 48 walks ... recorded a 1.29 WHIP in 29 total starts ... ranked fourth in the Texas League in ERA (3.45)
- Pitched the First Half Texas League North Division clinching game over the Tulsa Drillers on June 17 ... worked 7.0 innings, allowed one run on six hits and struck out four hitters in the Naturals 4-1 win.
- Ogando and Foster Griffin became the second tandem to notch double-figure wins in a season joining Blake Johnson and Dan Cortes (2008) ... posted a quality start in 13 of his 23 starts for the Naturals.
- **2016:** Pitched with Lexington (A) for the second consecutive season ... ranked fourth among Royals' farmhands in strikeouts with a career-high 130 ...ranked seventh in the organization with a 3.80 ERA for ... named a South Atlantic League Mid-Season All-Star ... opened the season in relief before joining the rotation on April 27
- **2015:** Pitched in Lexington, striking out 78 hitters over 92.1 innings with 40 walks ... posted a season-high seven strikeouts on July 6, 2015 v. Asheville with one walk over 7.0 innings in a no-decision effort.
- **2014:** Spent his first season of professional baseball in Idaho Falls (Rookie) working as both a starter and reliever

## MISCELLANEOUS NOTES

- Full name is **Emilio Adolfo Ogando** ... currently resides in Valrico, Florida in the off-season.
- Graduated from Durant High School in Plant City, Fla ... pitched at St. Thomas Univ, an NAIA school ... finished 7-2 in 2014 for the Bobcats with a 2.34 ERA ... recorded a team-best 104 strikeouts over 84.2 IP and named First-Team All-Sun Conference.

@og\_emilio

## EMILIO ADOLFO OGANDO

Year Club	Level	W	L	ERA	G	GS	CG	SHO	SV	IP	H	R	ER	HR	BB	SO	HBP	BK	WP	WHIP
2014 Idaho Falls	Rk	2	2	2.97	13	5	0	0	0	30.1	25	14	10	2	17	27	0	0	3	1.385
2015 Lexington	A	5	8	4.19	26	4	0	0	0	92.1	100	59	43	8	40	78	6	0	11	1.516
2016 Lexington	A	7	10	3.80	25	20	0	0	0	132.2	126	71	56	14	35	130	4	0	10	1.214
2017 Omaha	AAA	0	0	1.80	1	1	0	0	0	5.0	4	1	1	0	3	2	0	0	0	1.400
Northwest Arkansas	AA	10	10	3.45	23	23	0	0	0	133.0	130	62	51	15	36	83	4	1	3	1.248
Wilmington	A+	1	0	5.47	5	5	0	0	0	26.1	30	16	16	5	9	25	0	0	6	1.481
2018 Northwest Arkansas	AA	11	7	4.79	26	26	0	0	0	118.1	127	71	63	22	72	94	7	0	6	1.682
Minors (5 Seasons)		36	37	4.01	119	84	0	0	0	538.0	542	294	240	66	212	439	21	1	39	1.401



# BLAKE PERKINS

## OUTFIELDER

HEIGHT | WEIGHT | BATS | THROWS  
5-11 | 181 | S | R

BIRTHDATE: September 10, 1996

2019 Opening Day Age: 22

Birthplace/Resides: Litchfield Park, Ariz./Litchfield Park, Ariz.



## 2018 SEASON

- Acquired in a trade with Washington with former Natural, Kelvin Gutierrez and right-handed pitcher, Yohanse Morel in exchange for right-hander, Kelvin Herrera on June 18.
- Enters the season rated as the Royals' No. 23 prospect by MLB.com and No. 26 by *Baseball America*.
- Hit just .234 in 65 games for Potomac (Advanced-A, Washington) with a homer and 21 RBIs and hit lead-off for 63 of his 65 games with the Nationals.
- Hit .237 for Wilmington in 64 games with two home runs and 18 RBIs hitting lead-off in all 64 games.
- Ranked tied-second in stolen bases (29), fifth in at-bats (485), first in runs scored (87), first in walks (92) and third in strikeouts (134).
- Posted a season-high 17-game on-base streak with the Blue Rocks from July 14 to August 2.
- Rated as the Nationals "Best Defensive Outfielder entering 2018 by *Baseball America*.

## AWARDS



### LEAGUE ALL-STAR

(South Atlantic, Mid-Season, Hagerstown, 2017)

## CAREER HIGHLIGHTS

Acquired: Trade from Washington, June 2018

Drafted: 2nd round (WSH), 2015, Verrado (Ariz.) HS

Professional Debut: June 22, 2015 (Auburn, NYPL)

First Professional Hit: June 22, 2015 (Single)

First Professional Home Run: July 10, 2015 (Hagerstown)

Enters 2019 as the No. 26 prospect by *Baseball America*

## SINGLE-GAME CAREER HIGHS

Hits: 4 (5x), 8/26/18      Runs: 4 (2x), 5/18/17  
Doubles: 2 (3x), 4/22/18      SB: 3 (2x), 7/21/17  
RBI: 3 (5x), 7/11/18      Hit Streak: 8 (2x), 8/30/17-4/7/18

## CAREER HIGHLIGHTS

- 2017:** Spent season with Harrisburg (A, Washington) ... hit .255 with eight home runs and 48 RBIs 129 games.
- Ranked sixth in the South Atlantic League and first among Nationals Minor Leaguers with 31 stolen bases ... also led the lead with 105 runs scored, 25 more than the second-place player ... his 105 runs scored ranked second in all of Minor League Baseball ... also ranked first in walks and fourth in games played
- Entered the season ranked as Washington's No. 20 prospect and No. 15 by MLB.com.
- 2016:** Spend majority of the season with Auburn (SS-A, Washington) before being promoted to Hagerstown for the final week of the season ... hit .230 with five doubles, one triples and one home runs 18 RBI and 10 stolen bases in 63 games between the two stops.
- Entered the season rated as the No. 12 prospect in Washington's organization by *Baseball America*.
- 2015:** Reported to GCL Nationals (Rookie) following the 2015 draft ... transitioned to a switch hitter.

## MISCELLANEOUS NOTES

- Full name is **Blake Alexander Perkins** ... currently resides in Litchfield Park, Arizona in the off-season.
- Graduated from Verrado High School in Buckeye, Arizona ... posted a .583 on-base percentage, a .966 slugging percentage good for a 1.549 OPS while striking out just 16 times ... was 2015 honorable mention All-American and West Region First Team by Perfect Game.
- Had committed to play at Arizona State prior to signing with the Nationals as the 69th overall pick.
- Originally from California.

@theBlakePerkins

## BLAKE ALEXANDER PERKINS

Year Team	Level	G	AB	R	H	2B	3B	HR	RBI	SB	CS	BB	SO	AVG	OBP	SLG	GDP	HP	SH	SF
2015 GCL Nationals	Rk	49	166	21	35	5	2	1	12	4	5	13	36	.211	.265	.283	1	1	0	5
2016 Hagerstown	A	7	25	4	5	0	0	0	2	0	1	5	6	.200	.333	.200	0	0	3	0
Auburn	A-	56	210	31	49	5	1	1	16	10	3	25	39	.233	.318	.281	2	2	2	2
2017 Hagerstown	A	129	482	105	123	27	4	8	48	31	8	72	118	.255	.354	.378	9	5	7	6
2018 Potomac	A+	65	252	39	59	11	0	1	21	12	5	42	67	.234	.344	.290	6	3	3	5
Wilmington	A+	64	233	48	56	11	1	2	18	17	4	50	67	.240	.381	.322	4	3	5	0
Minors (4 Seasons)		370	1368	248	327	59	8	13	117	74	26	207	333	.239	.341	.322	22	14	20	18



# KORT PETERSON

## OUTFIELDER

HEIGHT | WEIGHT | BATS | THROWS  
6-1 | 195 | L | R

BIRTHDATE: April 29, 1994

2019 Opening Day Age: 24

Birthplace/Resides: Santa Cruz, Calif./Los Gatos, Calif.



## 2018 SEASON

- Split season between Wilmington (Advanced-A) and Northwest Arkansas ... hit a combined .265/.337/.473, setting career-highs in home runs (15), RBIs (60), doubles (25), triples (5) and stolen bases (11).
- Named a Carolina League Mid-Season All-Star and MiLB Organizational All-Star for the second time in his career.
- Joined the Nationals on June 21 ... missed a pair of short spurts due to illness and injury in July and August, respectively, but never landed on the disabled list.
- Finished a triple shy of the cycle on July 30 at Arkansas going 3-for-3 with a walk.
- Logged a career-best 11-game hitting streak from June 1-12 ... hit .378 (14-for-37) with three home runs, 11 RBIs, five doubles a triple and a 1.263 OPS.
- Hits just .175 (11-for-63) over his final 20 games for the Nationals with 27 strikeouts.

## CAREER HIGHLIGHTS

- 2017:** Spent season with Lexington (A) and Wilmington (Advanced-A) ... combined to hit .297/.373/.422 with two home runs, 20 RBIs, 15 doubles, four triples, five stolen bases with a 41 runs scored in 63 games ... suffered a season-ending shoulder injury 11 games following his promotion to Wilmington on in early-June.
- Went 13-for-39 (.333) at the plate in limited action with the Blue Rocks ... hit three doubles, a pair of triples and a home run.
- 2016:** Earned Burlington Player of the Year (Rookie) in his debut professional season ... hit a team-high .347 to go along with 21 extra-base hits including a dozen doubles and four triples.
- Led the league with a .437 on-base average ... earned Appalachian League postseason All-Star honors and MiLB.com Organizational All-Star.

## MISCELLANEOUS NOTES

- Full name is **Kort Henry Peterson** ... currently resides in Los Gatos, California in the off-season.
- Graduated from St. Francis High School (Calif.) ... attended UCLA, where he hit .271/.416/.402 as a junior with a team-leading (tied) 36 RBIs in 56 games ... named UCLA Student Athlete of the Week (March 7-13) after hitting .429 (6-for-15) with the first two home runs of his career, including a walk-off shot to beat Texas on March.
- Has a twin brother, Eric, and a younger sister, Bryn ... deals with Type-1 diabetes after discovering it at the age of 12 ... decided on UCLA despite most of his family attending California-Berkeley including his father, Jeff, playing for the Golden Bears.

@theRealKPiece

## AWARDS



### ORGANIZATIONAL ALL-STAR

(MiLB.com, Kansas City, 2016 & 2018)



### LEAGUE ALL-STAR

(Appalachian League, Mid-Season/Postseason, Burlington, 2016)

(Carolina League, Mid-Season, Wilmington, 2018)

## CAREER HIGHLIGHTS

Drafted: 23rd round, 2016, UC-Los Angeles

Professional Debut: June 24, 2016 (Burlington)

First Professional Hit: June 24, 2016 (Single)

First Professional Home Run: July 16, 2016 (Burlington)

Named Burlington Player of the Year (2016)

Multi-Home Run Games: 1, April 21, 2018 (Wilmington)

Hit First Career Double-A home run in Double-A debut on June 21, 2018 at Tulsa in a 17-3 Nationals' win.

## SINGLE-GAME CAREER HIGHS

Hits: 4 (4x), 5/8/18 Runs: 3 (3x), 5/20/17

Doubles: 2 (3x), 7/26/18 SB: 2, 5/12/17

RBI: 5, 4/21/18 Hit Streak: 11, 6/1-6/12/18

## KORT HENRY PETERSON

Year	Team	Level	G	AB	R	H	2B	3B	HR	RBI	SB	CS	BB	SO	AVG	OBP	SLG	GDP	HP	SH	SF
2016	Burlington	Rk	49	176	39	61	12	4	5	35	7	2	17	38	.347	.437	.545	4	12	0	1
2017	Wilmington	A+	11	39	7	13	3	2	1	1	0	0	2	8	.333	.366	.590	1	0	0	0
	Lexington	A	52	193	24	56	12	2	1	19	5	3	17	54	.290	.374	.389	2	10	1	2
2018	Northwest Arkansas	AA	50	166	24	38	8	3	7	27	6	3	12	61	.229	.301	.440	1	5	0	0
	Wilmington	A+	62	219	34	64	17	2	8	33	5	1	17	59	.292	.365	.498	1	8	2	0
Minors (3 Seasons)			224	793	128	232	52	13	22	115	23	9	65	220	.293	.371	.474	9	35	3	3



# NICK PRATTO

## INFIELDER

HEIGHT | WEIGHT | BATS | THROWS  
6-1 | 195 | L | L

BIRTHDATE: October 6, 1998

2019 Opening Day Age: 20

Birthplace/Resides: Huntington Beach, Calif./Huntington Beach, Calif.



## 2018 SEASON

- Entered the season rated as the No. 1 prospect for Kansas City by *Baseball America* and No. 1 by MLB.com.
- Ranked among South Atlantic League leaders in runs (second), doubles (tied-second), hits (third), total bases (215, third), games (fourth), extra-base hits (49, fifth) and batting average (sixth).
- Hit .333 (5-for-15) with a home runs, two RBIs and a double in four playoff games for the Legends en route to capturing the South Atlantic League Championship ... hit a home run and drove in two in the Legends, 3-1 win over the Rome Braves in Game 1 of the Division Series.
- Earned Frank White Defensive Player of the Year for the Royals organization ... posted a .987 fielding percentage in 1,050 chances at first base, leading the league in chances, games, putouts (962), assists (74) double-plays (78) and errors (14).
- Broke up a no-hitter on Aug. 25 against Hagerstown in the eighth inning with two-run home run in a 2-1 victory of Lexington.
- Ended the season hitting .370/.434/.661 (47-for-127) with a league-best 1.095 over the final six weeks of the season ... clubbed seven home runs in the final 33 games.

## CAREER HIGHLIGHTS

- 2017:** Spent first season in professional baseball with the AZL Royals (Rookie) ... earned Surprise Player of the Year after leading the AZL Royals in RBIs (34), matching the team lead in home runs (four) and ranking in hits (49).
- finished 27-for-98 (.276) over his final 26 games with two home runs, 13 RBI, six doubles and two triples with 11 walks ... batted .309 (21-for-68) with runners in scoring position.

## MISCELLANEOUS NOTES

- Full name is **Nicolas Michael Pratto** ... currently resides in Huntington Beach, California in the off-season ... signed by Rich Amaral, father of former Arkansas Traveler and former teammate of Kort Peterson at UCLA, Beau Amaral.
- Graduated from Huntington Beach High School, where he hit .318 with seven home runs as a senior and was rated as the "Best High School Hitter" in the June Draft, according to *Baseball America* ... played for Team USA the previous two season.
- Originally committed to the University of Southern California before signing with the Royals ... became just the third high school first basemen selected in the top 15 since 2009 (Josh Naylor, 2015, Marlins & Dominic Smith, 2013, Mets) ... became first high school first baseman selected by the Royals in the first round since Eric Hosmer in 2008.

@n\_pratto

## AWARDS



### ORGANIZATIONAL AWARDS

(Surprise Player of the Year, 2017)  
(Frank White Defensive Player of the Year, 2018)



### LEAGUE AWARDS & HONORS

(South Atlantic League, Mid-Season, Lexington, 2018)  
(South Atlantic League All-Star Game MVP, 2018)



### SOUTH ATLANTIC LEAGUE CHAMPION

(Lexington, 2018)

## CAREER HIGHLIGHTS

Drafted: 1st (14th) round, 2017, Huntington Beach  
(Calif.) High School

Professional Debut: June 25, 2017 (AZL Royals)

First Professional Hit: June 26, 2017 (Double)

First Professional Home Run: July 8, 2017 (AZL Royals)

South Atlantic League Player of the Week, Sept. 3, 2018

Enters 2019 as the No. 7 prospect by *Baseball America*

## SINGLE-GAME CAREER HIGHS

<b>Hits:</b>	4, 8/27/18	<b>Runs:</b>	4, 8/27/18
<b>Doubles:</b>	2, 6/30/18	<b>SB:</b>	2, 7/22/17
<b>RBI:</b>	4 (2x), 5/9/18	<b>Hit Streak:</b>	9 (2x), 8/19-8/28/18

## NICOLAS MICHAEL PRATTO

Year	Team	Level	G	AB	R	H	2B	3B	HR	RBI	SB	CS	BB	SO	AVG	OBP	SLG	GDP	HP	SH	SF
2017	AZL Royals	Rk	52	198	25	49	15	3	4	34	10	4	24	58	.247	.330	.414	1	3	0	5
2018	Lexington	A	127	485	79	136	33	2	14	62	22	5	45	150	.280	.343	.443	2	3	0	4
Minors (2 Seasons)			179	683	104	185	48	5	18	96	32	9	69	208	.271	.339	.435	3	6	0	9



# EMMANUEL RIVERA

## INFIELDER

HEIGHT | WEIGHT | BATS | THROWS  
6-2 | 195 | R | R

BIRTHDATE: June 29, 1996

2019 Opening Day Age: 22

Birthplace/Resides: Mayaguez, Puerto Rico/Mayaguez, Puerto Rico



## 2018 SEASON

- Spent majority of the season with Wilmington (Advanced-A) ... made a minor league rehab assignment appearance with the AZL Royals from June 26-July 6 ... hit a combined .274/.326/.416 with six home runs, 63 RBIs, 25 doubles and career-high seven triples in 106 games.
- Ranked ninth in the Carolina League in average (.280) and fourth with a 6.97 rate of total plate appearances/strikeout ratio.
- Missed over a month due to an oblique injury between May 26 and July 5.
- At the time of his injury, led the team in RBI and tied for first on the team in doubles and hits.
- Posted a pair of eight-game hitting streak (April 14-22 & Aug. 22-30) ... hit .485 (16-for-33) with six doubles, a triple and a home run with six RBIs during the August streak.
- Entered 2018 as the No. 10 prospect.
- Logged a trio of four RBI games, matching his career-high each time ... his latest on Aug. 24, Rivera collected a career-best three doubles for the second time in his career.

## CAREER HIGHLIGHTS

- 2017:** Spent entire season with Lexington (A) in his first full professional season ... earned Lexington Player of the Year and South Atlantic League Postseason All-Star.
- Led the league in average (.310) and hits (144) and ranked fifth in on-base average (.364) and slugging percentage (.468) ... set career-highs in doubles (27), home runs (12) and a team-leading 72 RBIs which were third most by a Royals Minor Leaguer.
- 2016:** Played the season with Burlington (Rookie) and finished with 54 hits in 58 games ... named Puerto Rican Winter League Rookie of the Year, playing with his hometown team, Mayaguez ... ranked first the PRWL in on-base percentage (.393), second in batting average (.330) and fifth in slugging (.413).
- 2015:** Began professional career with the AZL Royals (Rookie) ... stole nine bases in 38 games with five doubles, 14 RBIs and 23 walks against 32 strikeouts.

## MISCELLANEOUS NOTES

- Full name is **Emmanuel Miguel Rivera** ... currently resides in Mayaguez, Puerto Rico in the off-season.
- Attended Universidad Interamericana in San Juan, Puerto Rico ... produced big leaguers. Noel Cuevas and former Milwaukee Brewers All-Star (2002) Jose Hernandez.

## AWARDS

- ORGANIZATIONAL ALL-STAR**  
(MiLB.com, Kansas City, 2017)
- ORGANIZATIONAL AWARDS**  
(Lexington Player of the year, 2017)
- LEAGUE ALL-STAR**  
(Puerto Rican Winter League, Postseason, Mayaguez, 2017)  
(South Atlantic League, Postseason, 2017)

## CAREER HIGHLIGHTS

Drafted: 19th round, 2015, Universidad Interamericana (Puerto Rico)

Professional Debut: June 21, 2015 (AZL Royals)

First Professional Hit: June 21, 2015 (Single)

First Professional Home Run: July 10, 2016 (Burlington)

Puerto Rican Winter League Rookie of the Year, 2017

Enters 2019 as the No. 22 prospect by *Baseball America*

## SINGLE-GAME CAREER HIGHS

**Hits:** 4 (6x), 7/7/18    **Runs:** 3 (3x), 5/5/18  
**Doubles:** 3 (2x), 8/24/18    **SB:** 2 (3x), 7/10/17  
**RBI:** 4 (6x), 8/24/18    **Hit Streak:** 12, 8/12-8/26/17

## EMMANUEL MIGUEL RIVERA

Year	Team	Level	G	AB	R	H	2B	3B	HR	RBI	SB	CS	BB	SO	AVG	OBP	SLG	GDP	HP	SH	SF
2015	AZL Royals	Rk	38	115	13	20	5	0	0	14	9	4	23	32	0.174	0.317	0.217	5	1	1	0
2016	Burlington	Rk	58	217	25	54	13	4	2	27	7	3	21	44	0.249	0.317	0.373	4	2	0	3
2017	Lexington	A	122	464	60	144	27	5	12	72	8	10	31	87	0.310	0.364	0.468	17	10	0	3
2018	Wilmington	A+	99	375	45	105	25	6	6	61	3	2	29	59	0.280	0.333	0.427	14	3	0	4
	AZL Royals	Rk	7	26	4	5	0	1	0	2	0	0	1	6	0.192	0.222	0.269	0	0	0	0
Minors (4 seasons)			324	1197	147	328	70	16	20	176	27	19	105	228	0.274	0.338	0.409	40	16	1	10



# WALKER SHELLER

## RIGHT-HANDED PITCHER

HEIGHT | WEIGHT | BATS | THROWS  
6-3 | 195 | R | R

BIRTHDATE: May 21, 1995

2019 Opening Day Age: 23

Birthplace/Resides: Abington, Pa./Ponte Vedra, Fla.



## 2018 SEASON

- Split season between Wilmington (Advanced-A) and Northwest Arkansas ... combined to go 4-3 with a 3.30 ERA (21 ER/57.1 IP) with 33 strikeouts against 16 walks while posting a 1.221 WHIP.
- Named a Texas League Mid-Season All-Star for the first time in career.
- Over his final 14 appearances for the Nationals, finished 1-0 with a 1.47 ERA (3 ER/18.1 IP) with nine strikeouts and five walks and converting one save in two attempts ... scattered 12 hits.
- Joined the Nationals on April 24 from Wilmington ... struck out a career-high five hitters in his second-to-last appearance for the Blue Rocks on April 16.
- Pitched for Surprise in the Arizona Fall League ... made five appearances, allowing five runs over 4.2 innings.

## AWARDS



### LEAGUE ALL-STAR

(Texas League, Mid-Season, 2018)

### CAREER HIGHLIGHTS

Drafted: 9th round, 2016, Stetson (Fla.) Univ.

Professional debut: June 25, 2016 (Burlington)

First Professional Win: July 19, 2017 (Lexington)

First Professional Save: July 1, 2016 (Burlington)

Posted a career-best 14.0 inning scoreless streak from

April 12-May 6, 2018 between Wilmington & NWA

Struck out a career-high 5, April 16, 2018 (Wilmington)

### SINGLE-GAME CAREER HIGHS

IP:	4.0, 5/19/17	Home Runs:	2, 6/5/18
Strikeouts:	5, 4/16/18	Hits:	6, 6/25/17
Walks:	3 (2x), 8/5/16	Runs:	6, 6/5/18

## CAREER HIGHLIGHTS

- 2017:** Worked across three levels in his first full professional season ... finished the season with Northwest Arkansas when joined on Aug. 28 ... combined for a 6-2 record in 35 games with a 3.18 ERA (22 ER/62.1 IP) with 66 strikeouts against 26 walks...posted a 1.28 WHIP between the three levels.
- Struck out four Arkansas Travelers in his Double-A debut on Aug. 28 marking the fourth time during the 2017 season that he accomplished the feat ... did not allow a run in his three outings for the Nationals.
- Stranded 81.1% (21-of-25) runners inherited on the season ... held opponents scoreless in 14 of his final 17 appearances of the season.
- 2016:** Pitched his first season in professional baseball in Burlington (Rookie) ... 12 of his 17 appearances were scoreless efforts...only allowed earned runs in three of the five in which he allowed the opposition to score ... held right-handed hitters to a .125 (5-for-40)...left-handers batted .242 (8-for-33).

## MISCELLANEOUS NOTES

- Full name is **Walker Christian Sheller** ... currently resides in Ponte Vedra, Florida in the off-season.
- Graduated from ponte Vedra (Fla.) High School in 2013...closed out final two games of the 2013 Class 5A Florida State Playoffs securing a state title ... attended Lake Sumter State College in 2014.
- Recorded 12 saves with a 1.38 ERA as a junior in 2016 at Stetson University ... struck out 44 hitters in 45.2 innings in the season.
- First player drafted by Kansas City out of Stetson since George Kauffman (1996), the grandson of the late Ewing Kauffman, the founder of the Royals'.

## WALKER CHRISTIAN SHELLER

Year Club	Level	W	L	ERA	G	GS	CG	SHO	SV	IP	H	R	ER	HR	BB	SO	HBP	BK	WP	WHIP
2016 Burlington	Rk	0	0	2.95	17	0	0	0	6	21.1	13	10	7	0	15	18	1	0	5	1.313
2017 Northwest Arkansas	AA	0	0	0.00	3	0	0	0	1	6.0	3	0	0	0	3	5	0	0	0	1.000
Wilmington	A+	4	1	4.02	18	0	0	0	0	31.1	30	16	14	2	14	34	3	0	12	1.404
Lexington	A	2	1	2.88	14	0	0	0	3	25.0	21	8	8	2	9	27	4	0	3	1.200
2018 Northwest Arkansas	AA	3	2	3.53	35	0	0	0	1	51.0	49	23	20	5	14	27	7	0	5	1.235
Wilmington	A+	1	1	1.42	5	0	0	0	1	6.1	5	1	1	0	2	6	1	0	0	1.105
Minors (3 seasons)		10	5	3.19	92	0	0	0	12	141.0	121	58	50	9	57	117	16	0	25	1.262



# ANDRES SOTILLET

## RIGHT-HANDED PITCHER

HEIGHT | WEIGHT | BATS | THROWS  
6-1 | 175 | R | R

BIRTHDATE: March 2, 1997

2019 Opening Day Age: 22

Birthplace/Resides: Cumana, Sucre, Venezuela/Cumana, Sucre, Venezuela



## 2018 SEASON

- Pitched between Lexington (A) and Wilmington (Advanced-A) ... combined to go 8-11 with a 4.47 ERA ... set career-marks in games (26), starts (23), innings pitched (141.0 IP) and strikeouts (109) in his first full season.
- Won four straight decisions with Lexington from May 21-June 8 ... posted a 1.40 ERA (4 ER/25.2 IP) during the stretch.
- Pitched his first 9.0 inning, complete-game over Greensboro on July 7 in his final start for the Legends ... struck out a career-best 10 hitters with no walks.
- Went 5.0 innings or better in five of his final six starts for Wilmington ... ended the season going 7.0 innings of one-run baseball with seven strikeouts against Potomac on Sept. 2.

## CAREER HIGHLIGHTS

- **2017:** Split the season with Wilmington (Advanced-A) and Northwest Arkansas ... combined to work in 37 games (one start) ... logged a 3.98 ERA (32 ER/72.1 IP), 80 strikeouts and 47 walks and a 1.452 WHIP.
- Named a Carolina League Mid-Season All-Star ... promoted to Northwest Arkansas on June 29 following the All-Star break ... posted an 11.1 scoreless inning streak with the Naturals from Aug. 2 to Aug. 22 ... held opponents to a .081 (3-for-37) average with 11 strikeouts against four walks.
- Stranded 86.7-percent of inherited base-runners leaving 13 of 15 total in Northwest Arkansas.
- Had a homerless streak of 61.0 innings (28 appearances) dating back to 2016, snapped on July 18 at Springfield ... home run was hit by Bruce Caldwell of the Cardinals in an 8-3 loss for the Naturals.
- **2016:** Pitched second straight season with Lexington (A) ... appeared in 26 games, including seven starter, throwing a career-best 107.0 innings ... finished 6-8 with a 4.21 ERA with a career-best 103 strikeouts against 55 walks ... worked a career-high 7.0 innings on July 3, 2016 against Rome

## MISCELLANEOUS NOTES

- Full nam is **Andres Alejandro Sotillet** ... currently resides in Cumana, Venezuela in the off-season.

## AWARDS



**SOUTH ATLANTIC LEAGUE CHAMPION**  
(Lexington, 2018)



**ORGANIZATIONAL AWARDS**  
(DSL Royals, Pitcher of the Year, 2016)

## CAREER HIGHLIGHTS

Signed as non-drafted free agent, July 30, 2015

Professional debut: June 9, 2016 (DSL Royals)

First Professional Win: June 23, 2016 (DSL Royals)

Posted a career-high 13.0 inning scoreless streak from May 21 to June 2 with Lexington

Tossed 9.0 IP complete game, July 7, 2018 (Lexington)

## SINGLE-GAME CAREER HIGHS

IP: 9.0, 7/7/18 Home Runs: 2 (2x), 7/2/17

Strikeouts: 10, 7/7/18 Hits: 11 (3x), 6/21/18

Walks: 4, 9/2/18 Runs: 6, 8/21/18

## ANDRES ALEJANDRO SOTILLET

Year Club	Level	W	L	ERA	G	GS	CG	SHO	SV	IP	H	R	ER	HR	BB	SO	HBP	BK	WP	WHIP
2016 DSL Royals	FRk	7	2	1.52	13	13	1	1	0	65.0	48	15	11	0	8	41	3	1	2	0.862
2017 AZL Royals	Rk	3	0	2.28	5	4	0	0	0	27.2	27	7	7	1	6	26	0	0	3	1.193
Idaho Falls	Rk	0	2	10.57	4	4	0	0	0	15.1	32	18	18	5	4	11	0	1	3	2.348
Burlington	Rk	0	2	11.20	4	4	0	0	0	13.2	22	19	17	1	3	5	2	0	1	1.829
2018 Wilmington	A+	2	6	5.40	10	10	1	0	0	51.2	70	32	31	5	21	25	2	0	3	1.761
Lexington	A	6	5	3.93	16	13	1	1	0	89.1	107	46	39	6	13	84	5	2	6	1.343
Minors (3 Seasons)		18	17	4.21	52	48	3	2	0	262.2	306	137	123	18	55	192	12	4	18	1.374



# GABE SPEIER

## LEFT-HANDED PITCHER

HEIGHT | WEIGHT | BATS | THROWS  
5-11 | 175 | L | L

BIRTHDATE: April 12, 1995

2019 Opening Day Age: 23

Birthplace/Resides: Santa Barbara, Calif./Naples Fla.



## 2018 SEASON

- Acquired from the Arizona Diamondbacks in the Jon Jay trade on June 6 ... assigned to Northwest Arkansas on June 7 ... combined to go 1-0 with a 4.43 ERA in a career-high 46 appearances ... tossed 61.0 innings and struck out 48 batters.
- Made 20 relief appearances for Jackson at the time of the trade with a 3.03 ERA ... struck out 26 and walked 10 over 29.2 innings for the Generals.
- Posted a 2.22 ERA (6 ER/24.1 IP) with 18 strikeouts over his final 16 appearances with the Naturals.
- Pitched his longest outing of the season on July 15 at Springfield working 3.0 innings of shutout relief.

## CAREER HIGHLIGHTS

- 2017:** Spent entire season in Jackson (Double-A, Southern League, Arizona) ... gave up 14 runs over his final 14.0 innings, stretch across nine appearances.
- 2016:** Pitched for four different teams in the Diamondbacks farm system from rookie ball to double-a ... combined for a 4-2 record in a 39 games working 58.1 innings ... finished with 2.62 ERA and 49 strikeouts.
- 2015:** Traded from the Red Sox to Detroit on Dec. 11, 2014, prior to the season, along with RHP Alex Wilson in exchange for RHP Rick Porcello ... pitched in relief for the entire season with West Michigan (A, Midwest League, Detroit) ... posted a season-high 11.1 scoreless inning streak from June 27-July 18 with five strikeouts over the stretch.
- Traded from Detroit to Atlanta with LHP Ian Krol for OF Cameron Maybin on Nov. 20, 2015 ... traded 19 days later on Dec. 9 from Atlanta to Arizona with RHP Shelby Miller for OF Ender Inciarte, RHP Aaron Blair and SS Dasny Swanson.
- 2013-2014:** Made 11 appearances including eight starts for the GCL Red Sox in his first two season of professional baseball with 32 strikeouts over 33 innings and walked just two ... missed most of the 2014 season due to Tommy John surgery, occurring during 2013.

## CAREER HIGHLIGHTS

Traded from Arizona along with RHP Elvis Luciano in exchange for outfielder, Jon Jay on June 6, 2018

Drafted: 19th round, 2013, Dos Pueblos (Calif.) HS

On his fifth organization in six minor league seasons

Professional debut: July 24, 2013 (GCL Red Sox)

First Professional Win: July 10, 2014 (GCL Red Sox)

Career Transactions: Traded from Boston to Detroit (Yoenis Cespedes/Rick Porcello) on Dec. 11, 2014 ... traded from Detroit to Atlanta (Ian Krol/Cameron Maybin) on Nov. 20, 2015 ... traded from Atlanta to Arizona (Shelby Miller/Ender Inciarte & Dansby Swanson) on Dec. 9, 2015

## SINGLE-GAME CAREER HIGHS

IP: 5.0 (4x), 6/15/17 Home Runs: 2, 7/1/16  
Strikeouts: 7, 8/26/14 Hits: 6, 8/11/17  
Walks: 3 (3x), 5/10/18 Runs: 5, 8/11/17

## MISCELLANEOUS NOTES

- Full nam is **Gabriel Michael Speier** ... currently resides in Naples, Fla. in the off-season.
- Graduated from Dos Pueblos High School in Goleta, Calif., the alma mater of former Razorback, James McCann ... he is the nephew of former All-Star infielder, Chris Speier and cousin of reliever, Justin Speier

## GABRIEL JAMES SPEIER

Year Club	Level	W	L	ERA	G	GS	CG	SHO	SV	IP	H	R	ER	HR	BB	SO	HBP	BK	WP	WHIP
2013 GCL Red Sox	Rk	0	0	2.25	3	2	0	0	0	4.0	5	1	1	0	1	6	0	0	0	1.500
2014 GCL Red Sox	Rk	3	0	1.55	9	6	0	0	0	29.0	22	6	5	0	1	26	3	0	3	0.793
2015 West Michigan	A	4	2	2.86	33	0	0	0	0	44.0	40	16	14	0	12	36	1	0	1	1.182
2016 Mobile	AA	1	0	1.93	11	0	0	0	0	14.0	12	5	3	0	7	7	1	0	2	1.357
Visalia	A+	1	0	4.50	9	0	0	0	1	14.0	14	7	7	2	5	9	0	0	0	1.357
Kane County	A	1	2	2.22	17	0	0	0	2	28.1	24	11	7	1	7	31	4	0	1	1.094
AZL Diamondbacks	Rk	1	0	0.00	2	0	0	0	0	2.0	0	0	0	0	0	1	2	0	0	0.500
2017 Jackson	AA	2	6	4.30	36	4	0	0	2	69.0	81	47	33	4	31	50	2	1	2	1.623
2018 Northwest Arkansas	AA	0	0	3.73	26	0	0	0	0	31.1	46	19	13	2	10	22	1	0	2	1.787
Jackson	AA	1	0	3.03	20	0	0	0	1	29.2	28	11	10	1	10	26	1	0	2	1.281
Minors (6 seasons)		14	10	3.15	166	12	0	0	6	265.1	272	123	93	10	85	215	13	1	13	1.345



# FRANCO TERRERO

## RIGHT-HANDED PITCHER

HEIGHT | WEIGHT | BATS | THROWS  
6-2 | 180 | R | R

BIRTHDATE: Feb. 2, 1995

2019 Opening Day Age: 24

Birthplace/Resides: Santo Domingo Norte, D.R./Santo Domingo Norte, D.R.



## 2018 SEASON

- Pitched entire season with the Naturals ... led the club with 44 appearances and posted nearly a strikeout per inning (62 strikeouts/63.2 innings).
- Logged career-highs in appearances (44), matched career-high in strikeouts and allowed a career-high 11 home runs ... had allowed 12 total home runs in previous four seasons in the minor leagues.
- Ranked tied for first in the Texas League in games, fifth amongst relievers in opponents' average (.288) and third in strikeouts/9.0 innings (8.76 K/9.0 IP).
- Posted his best month with the Naturals in May going 1-0 with a save in one chance in nine appearances ... allowed one run over 17.0 innings equating to a 0.53 ERA with 19 strikeouts and seven walks ... lone run allowed was a solo home run on May 13 v. Tulsa.
- Pitched to a 3.03 ERA (11 ER/32.2 IP) in 22 games at Arvest Ballpark compared to a 7.84 ERA (27 ER/31.0 IP) in 22 games on the road.
- Made four appearances in relief for the los Estrellas de Oriente of the Dominican Winter League.

## CAREER HIGHLIGHTS

Signed as non-drafted free agent, January 16, 2014

Professional debut: May 31, 2014 (DSL Royals)

First Professional Win: June 6, 2014 (DSL Royals)

Frist Professional Save: July 15, 2014 (DSL Royals)

Career-best 11.0 inning scoreless streak, 7/24-8/5/2014

## SINGLE-GAME CAREER HIGHS

IP:	5.0 (3x), 8/5/14	Home Runs:	4, 4/22/18
Strikeouts:	8, 7/24/15	Hits:	9, 6/30/14
Walks:	4 (2x), 7/16/17	Runs:	6, 7/11/14

## CAREER HIGHLIGHTS

- **2017:** Pitched the entire campaign with Wilmington (Advanced-A) ... appeared in 34 games in relief, tops on the club, while posting a 2.59 ERA (18 ER/62.2 IP).
- Logged the most innings amongst full-time relievers for the Blue Rocks ... ranked fourth amongst Carolina League relievers in opponents' batting average (.193) and fifth in fewest baserunners/9.0 innings (10.63/9.0 IP).
- Posted a 1.33 (20.1 IP/3 ER) ERA over his final eight appearances in August and September ... struck out 18 hitters and walked six over that stretch while holding opponents to a .125 (8-for-64) average against.
- Struck out a season-high six hitters over 2.2 one-hit innings on Aug. 11 at Salem ... he fanned six of the nine batters faced in that outing.
- **2016:** Appeared in a career-high 38 games for the Lexington (A) Legends ... logged a career-best 80.1 innings of work ... 16 of his 38 appearances were scoreless.
- **2015:** Pitched in the Arizona Rookie League for the AZL Royals and logged 51 strikeouts over 46.0 innings of work ... struck out a career-best eight hitters in a relief outing on July 24 against the AZL Dodgers.
- **2014:** Made professional debut with the DSL Royals ... worked to a 7-5 record with a 4.01 ERA ... logged a 1.20 WHIP with 36 strikeouts over 51.2 innings ... made four starts for the DSL Royals.

## MISCELLANEOUS NOTES

- Full name is **Franco Terrero** ... currently resides in Las Martas de Farfan, Dominican Republic in the off-season ... birthplace of Jean Segura, Juan Encarnacion, Odalis Perez, Ramon Santiago amongst others.

## FRANCO TERRERO

Year Club	Level	W	L	ERA	G	GS	CG	SHO	SV	IP	H	R	ER	HR	BB	SO	HBP	BK	WP	WHIP
2014 DSL Royals	FRk	7	5	4.01	16	4	0	0	1	51.2	53	29	23	1	9	36	1	0	8	1.200
2015 AZL Royals	Rk	4	1	2.74	14	1	0	0	5	46.0	42	19	14	1	6	51	6	0	5	1.043
2016 Lexington	A	2	2	4.82	38	0	0	0	2	80.1	87	53	43	7	32	54	6	1	13	1.481
2017 Wilmington	A+	3	5	2.59	34	0	0	0	6	62.2	41	24	18	3	28	62	5	0	6	1.101
2018 Northwest Arkansas	AA	3	6	5.37	44	0	0	0	4	63.2	74	49	38	11	39	62	3	1	9	1.775
Minors (5 seasons)		19	19	4.02	146	5	0	0	18	304.1	297	174	136	23	114	265	21	2	41	1.350



# CHASE VALLOT

INFIELDER/CATCHER

HEIGHT | WEIGHT | BATS | THROWS  
6-0 | 215 | R | R

BIRTHDATE: August 21, 1996

2019 Opening Day Age: 22

Birthplace/Resides: Lafayette, La./Youngsville, La.



## 2018 SEASON

- Split the season between Wilmington (Advanced-A) and Idaho Falls (Rookie) ... hit a combined .184/.320/.392 with 14 home runs, 52 RBIs, 19 doubles in 84 total games.
- Missed a month due to a left hamstring injury ... earned Pioneer League Player of the Week (July 22) while on a rehab with Idaho Falls ... hit .500/.542/.909 (11-for-22) with five extra-base hits and six RBIs in five games with the Chukars.
- Recorded his second career multi-home run game on May 2 ... it was the second of back-to-back games with a home run, becoming the first Blue Rock to do so since Aug. 2017.
- Hit his fourth career grand slam -- third as a Blue Rock -- on April 19, snapping an 0-for-17 skid.
- Entered the season as the No. 12 prospect by *Baseball America* and the No. 26 prospect by MLB.com.
- Hit just .102 (14-for-138) in his first 44 games

## AWARDS



### LEAGUE ALL-STAR

(South Atlantic League, Mid-Season, Lexington, 2016)

## CAREER HIGHLIGHTS

Drafted: 1st (40th) round, 2014, St. Thomas More (La.)

Professional Debut: June 19, 2014 (Burlington)

First Professional Hit: June 20, 2014 (Single)

First Professional Home Run: June 22, 2014 (Burlington)

Two multi-home run games: 6/26/17 & 5/2/18 (WILM)

Pioneer League Player of the Week, July 22, 2018

Has hit four career grand slams, last: April 19, 2018

## SINGLE-GAME CAREER HIGHS

Hits:	4 (2x), 7/20/18	Runs:	4, 9/6/15
Doubles:	3, 7/31/18	SB:	1 (total), 5/10/15
RBI:	6, 5/29/16	Hit Streak:	11, 7/11-8/4/15

## CAREER HIGHLIGHTS

- 2017:** Spent the season with Wilmington (Advanced-A) ... slashed .231/.380/.438 with 12 home runs, 37 runs batted in and a career-high 22 doubles ... drew a career-best 64 walks to help bolster his career-best on-base percentage ... played in a career-high 89 games
- Ranked tied for sixth in the Carolina League with teammate, **DJ Burt**, in walks ... his 12 home runs were third-most amongst Carolina League catchers.
- Recorded his first multi-homerun game on June 26 at Frederick ... set career-high with four hits (4-for-4) at Frederick on May 19 ... hit two grand slams: May 7th and June 10th.
- Entered 2018 as the No. 12 prospect in the Royals system by *Baseball America*.
- 2016:** Entered 2017 rated as the No. 7 prospect in the Royals system by *Baseball America* ... named a South Atlantic League All-Star, but missed the game due to injury ... home run total (13) was tied for most among SAL catchers ... missed over a month season due to injury.
- Recorded a career-high six RBIs in a game on May 29, 2016 at Hagerstown...went 3-for-5 in the game, finishing a triple shy for the cycle.

## MISCELLANEOUS NOTES

- Full name is **Chase Anthony Vallot** ... resides in Lafayette, La. during the off-season ... last name rhymes with 'follow.'
- Graduated from St. Thomas Moore High School in Lafayette, La., in 2014 ... led team the Class 4A state championship in 2014 ... named National Player of the Year by Louisville Slugger, hitting .545 with 13 home runs and 62 RBI ... selected the 2014 Gatorade Player of the Year in Louisiana.
- Bypassed playing at Mississippi State by signing with the Royals.



@Chase\_Vallot

## CHASE ANTHONY VALLOT

Year	Team	Level	G	AB	R	H	2B	3B	HR	RBI	SB	CS	BB	SO	AVG	OBP	SLG	GDP	HP	SH	SF
2014	Burlington	Rk	53	186	29	40	14	0	7	27	0	1	26	81	0.215	0.329	0.403	4	7	0	3
2015	Lexington	A	80	279	46	61	13	3	13	40	1	0	41	105	0.219	0.331	0.427	3	8	1	4
2016	Lexington	A	82	272	37	67	20	0	13	44	0	0	39	118	0.246	0.367	0.463	0	15	0	4
	AZL Royals	Rk	10	30	5	4	1	0	2	2	0	0	3	14	0.133	0.257	0.367	0	2	0	0
2017	Wilmington	A+	89	281	34	65	22	0	12	37	0	0	64	127	0.231	0.380	0.438	4	6	0	4
2018	Wilmington	A+	47	148	19	16	4	0	7	24	0	0	31	80	0.108	0.281	0.277	0	5	0	1
	Idaho Falls	Rk	37	145	23	38	15	0	7	28	0	0	14	71	0.262	0.363	0.510	0	9	0	0
Minors (5 Seasons)			398	1341	193	291	89	3	61	202	1	1	218	596	0.217	0.345	0.424	11	52	1	16



# MEIBRYS VILORIA

## CATCHER

HEIGHT | WEIGHT | BATS | THROWS  
5-11 | 220 | L | R

BIRTHDATE: February 15, 1997

2019 Opening Day Age: 22

Birthplace/Resides: Cartagena, Colombia/Cartagena, Colombia



## 2018 SEASON

- Spent majority of the season with Wilmington (Advanced-A) ... hit .260/.342/.360 with 23 extra-base hits and 44 RBIs in 100 games.
- Recalled on Sept. 1, becoming the sixth known Royal to make the jump from A-ball to the big leagues (not including Rule 5 picks), according to Royals Hall of Fame Director, Kurt Nelson, joining: Donnie Murphy (2004), Dee Brown (1999), Mike Sweeney (1995), Jeff Granger (1993) and Buck Martinez (1969).
- Became first Colombian-born player in Royals history and the fourth Colombian-born catcher in big league history.
- Made his Major League debut on Sept. 2 v. Baltimore and recorded his first career hit, a two-run double in the eighth inning.
- Set a career-high with three hits on Sept. 29 v. Cleveland, two against Corey Kluber.
- Played in Carolina League-high 88 games at catcher and led catchers in assists (86) and double plays (tied, 9)

## CAREER HIGHLIGHTS

- 2017:** Spent all with Lexington (A) ... blasted a career-high eight home runs.
- Ranked second among South Atlantic League catchers in doubles (25) and RBIs (52) ... also led the league in runners caught stealing (45) and percentage (39.8).
- Tabbed South Atlantic League Player of the Week on May 7 ... went 9-for-19 (.474) with three doubles, two homers, five runs batted in and five walks during the week to garner the honor.
- Kansas City selected his contract from Lexington on Nov. 20, 2017 to add him to the 40-man roster.
- 2016:** Named Idaho Falls (Rookie) Player of the Year and Pioneer League Most Valuable Player ... led the league in batting average, doubles and RBIs ... tabbed a Pioneer League Mid-Season and Postseason All-Star, MiLB.com Organizational All-Star and *Baseball America* Rookie All-Star in 2016.
- Led all Royals' minor league players in batting average ... also led the Pioneer League, throwing out 33 would-be base stealers ... posted league-best 20-game hitting streak (July 7-Aug. 7), earning MiLB Player of the Month honors in the league for July.

## MISCELLANEOUS NOTES

- Full name is **Meibrys John Viloria** ... currently resides in Cartagena, Colombia, the hometown of former Nationals' pitcher, **Sugar Ray Marimon** ... name pronounced *May-breez*.

## AWARDS

- ★ **ORGANIZATIONAL ALL-STAR**  
(MiLB.com, Kansas City, 2016)
- ★ **BASEBALL AMERICA ROOKIE ALL-STAR**  
(AZL Royals, 2016)
- ★ **LEAGUE ALL-STAR**  
(Pioneer League, Mid/Post-Season, 2016)  
(Rising Star, Arizona Fall League, 2018)

## CAREER HIGHLIGHTS

Signed as non-drafted free agent, July 2, 2013

Major League Debut: Sept. 2, 2018 (v. Baltimore)

First Major League Hit: Sept. 2, 2018 (two-run double)

First Professional Home Run: June 28, 2014 (DSL Royals)

Dominican Summer League Royals Player of Year, 2014

Pioneer League MVP & Idaho Falls POY, 2016

South Atlantic League Player of the Week, May 7, 2017

MiLB Player of the Month, July, 2016

Enters 2019 as the No. 14 prospect by *Baseball America*

## SINGLE-GAME CAREER HIGHS

Hits: 5, 7/10/16      Runs: 4, 7/25/16  
Doubles: 2 (8x), 7/3/18      SB: 1 (8x), 8/30/18  
RBI: 6, 7/4/16      Hit Streak: 20, 7/7-8/7/2016

## MEIBRYS JOHN VILORIA

Year	Team	Level	G	AB	R	H	2B	3B	HR	RBI	SB	CS	BB	SO	AVG	OBP	SLG	GDP	HP	SH	SF
2014	Burlington	Rk	13	40	4	8	2	0	1	5	0	0	10	10	.200	.373	.325	0	1	0	0
	DSL Royals	FRk	33	111	16	34	8	1	2	20	1	1	14	18	.306	.383	.450	3	1	1	2
2015	Burlington	Rk	45	150	20	39	0	0	0	16	0	0	17	23	.260	.335	.260	7	1	2	2
2016	Idaho Falls	Rk	58	226	54	85	28	3	6	55	1	1	20	36	.376	.436	.606	8	8	0	5
2017	Lexington	A	101	363	42	94	25	0	8	52	4	3	25	79	.259	.313	.394	17	4	5	1
2018	KANSAS CITY	MLB	10	27	4	7	2	0	0	4	0	0	1	9	.259	.286	.333	1	0	1	0
	Wilmington	A+	100	358	34	93	16	1	6	44	2	1	40	75	.260	.342	.360	12	5	3	1
	Minors (5 seasons)		350	1248	170	353	79	5	23	192	8	6	126	241	.283	.355	.409	47	20	11	11



# JACE VINES

## RIGHT-HANDED PITCHER

HEIGHT | WEIGHT | BATS | THROWS  
6-3 | 215 | R | R

BIRTHDATE: September 4, 1994

2019 Opening Day Age: 24

Birthplace/Resides: Dallas, Texas/McKinney, Texas



## 2018 SEASON

- Split the season between Wilmington (Advanced-A) and Northwest Arkansas ... combined for 6-11 with a 5.48 ERA (83 ER/136.1 IP) with a career-high 87 strikeouts in 27 games, including a career-high 24 starts.
- Joined the Nationals on July 16 ... finished strong with Wilmington posting a 2.08 ERA (6 ER/26.0 IP) with 22 strikeouts and a 1.19 WHIP over his final five appearances (four starts) for the Blue Rocks.
- Tossed this third complete game (each 7.0 innings) on May 16 for Wilmington ... allowed one run on five hits to beat Myrtle Beach at Frawley Stadium.
- Seven of his nine Double-A appearances came on the road ... went 3-2 with a 5.71 ERA on the road compared to a 1-1 mark with a 10.29 ERA at Arvest Ballpark.
- Won his final two games for the Nationals at Arkansas and at Tulsa, allowing four runs on 12 hits with eight strikeouts against just two walks ... posted a 3.18 ERA over the final two outings.

## AWARDS



### LEAGUE ALL-STAR

(South Atlantic League, 2017)

## CAREER HIGHLIGHTS

Drafted: 4th round, 2016, Texas A&M Univ.

Professional debut: June 22, 2016 (AZL Royals)

First Professional Win: July 14, 2016 (AZL Royals)

Posted a career-long 25.0 inning scoreless streak from April 12 to May 8 with Lexington in 2017.

## SINGLE-GAME CAREER HIGHS

IP: 8.0, 7/12/17 Home Runs: 3, 9/4/16  
Strikeouts: 7 (4x), 7/26/18 Hits: 11 (2x), 6/12/18  
Walks: 5, 7/16/18 Runs: 10, 7/19/17

## CAREER HIGHLIGHTS

- 2017:** Pitched across three levels ... combined to work in 27 games, including 22 starts, for a career-best 146.0 innings ... struck out 86 hitters and walked 38 ... finished 12-8 with a 3.95 ERA.
- Made 19 appearances including 14 starts for Lexington ... logged a career-best 8.0 innings in a July 12 start at Delmarva ... allowed two runs on five hits with five strikeouts.
- Fanned a career-best seven hitters on two separate occasions ... struck out seven batter on June 4 over 7.0 innings v. Augusta ... struck out seven v. West Virginia on July 5 over 6.0 innings.
- Logged a career-best 25.0 inning scoreless streak from April 17 to May 14.
- Tossed 6.0 innings of two-run baseball in a spot-start for Omaha on Aug. 28 at Nashville.
- 2016:** Pitched his first professional season splitting time between Idaho Falls (Rookie) and the AZL Royals ... combined to go 1-6 with a 6.59 ERA...struck out 37 batters with 18 walks over 57.1 innings.

## MISCELLANEOUS NOTES

- Full name is **Jace Addison Vines** ... currently resides in McKinney, Texas with his wife, Emily whom he married in January, 2018.
- Drafted following his junior season at Texas A&M...finished 6-1 with a 4.76 ERA ... struck out 60 batters over 62.0 innings with a 1.48 WHIP over 17 appearances including 11 starts.
- Transferred from Tyler Junior College in 2015 to A&M...finished 10-1 with a 1.77 ERA and a 0.88 WHIP... struck out 68 hitters over 76.0 innings in 13 games including 12 starts.
- Graduated from Prosper (Texas) High School in 2014...was a high school teammate with Torii Hunter, Jr., who's father, Torii, is a native of Pine Bluff, Arkansas.

@jeezy01

## JACE ADDISON VINES

Year Club	Level	W	L	ERA	G	GS	CG	SHO	SV	IP	H	R	ER	HR	BB	SO	HBP	BK	WP	WHIP
2016 Idaho Falls	Rk	1	6	6.47	12	11	0	0	1	55.2	79	51	40	6	17	35	1	0	7	1.725
AZL Royals	Rk	0	0	10.80	1	0	0	0	0	1.2	3	2	2	0	1	2	0	0	0	2.400
2017 Omaha	AAA	0	0	3.00	1	1	0	0	0	6.0	6	2	2	0	0	3	0	0	0	1.000
Wilmington	A+	3	3	3.60	7	2	0	0	0	40.0	41	17	16	2	15	20	0	0	3	1.400
Lexington	A	9	5	3.42	19	14	0	0	3	100.0	96	45	38	6	23	63	6	0	5	1.190
2018 Northwest Arkansas	AA	4	3	6.48	9	7	0	0	0	41.2	52	31	30	5	15	28	6	0	7	1.608
Wilmington	A+	2	8	5.04	18	17	1	0	1	94.2	122	62	53	5	28	59	3	0	7	1.585
Minors (3 Seasons)		19	25	4.80	67	57	3	0	5	339.2	399	210	181	24	99	210	16	0	29	1.466



# VANCE VIZCAINO

## OUTFIELDER

HEIGHT | WEIGHT | BATS | THROWS  
6-1 | 200 | L | R

BIRTHDATE: August 1, 1994

2019 Opening Day Age: 24

Birthplace/Resides: Durham, N.C./Wake Forest, N.C.



## 2018 SEASON

- Spent majority of the season with Wilmington (Advanced-A) ... began the season with Lexington (A) ... hit a combined .232/.297/.311 with two home runs, a career-high 34 RBIs, 11 doubles, a career-best three triples with just three stolen bases in a career-high 89 games.
- Joined Wilmington on May 4 after playing just 16 games with the Legends.
- Posted a season-high 13-game on-base streak from May 26 to June 17 with the Blue Rocks.
- Broke-up a no-hit bid by the Astros' prospect, Brandon Bailey in the eighth inning on Aug. 8 with a single.
- Over his final 10 games of the season, hit .353/.405/.529 with four doubles, a triple and 10 RBIs with four runs scored.

## CAREER HIGHLIGHTS

Drafted: 11th round, 2016, Stetson (Fla.) University

Professional Debut: June 23, 2016 (Burlington)

First Professional Hit: June 23, 2016 (Single)

First Professional Home Run: July 4, 2017 (Idaho Falls)

Drafted four times: 31st round, New York (NL), 2012; 29th round, Kansas City, 2014; 31st round, 2015, Arizona; 11th round, 2016, Kansas City.

## SINGLE-GAME CAREER HIGHS

Hits: 3 (6x), 8/29/18      Runs: 4, 8/18/17  
Doubles: 2 (2x), 8/17/17      SB: 2 (5x), 8/21/17  
RBI: 3 (2x), 8/29/18      Hit Streak: 15, 8/11-8/29/17

## CAREER HIGHLIGHTS

- 2017:** Spent the season with Lexington (A) and Idaho Falls (Rookie) ... hit a combined .305/.367/.407 with two homers, 30 RBIs, 14 doubles and two triples ... swiped a career-best 21 bases during the year.
- Tabbed a career-high 15-game hitting streak from August 11 - August 29 ... hit .362 (21-for-58) with a .448 on-base percentage ... recorded five doubles and drove in four runs over the streak ... ranked as the sixth-longest in the South Atlantic League on the season.
- Hit .344 (42-for-122) against right-handed pitching and .385 (10-for-26) with runners in scoring position with two outs.
- 2016:** Began professional career with the Burlington Royals (Rookie) ... member of the Division title team and part of the club that made it the Appalachian League Championship Series against Johnson City ... posted 49 hits in 53 games for the B-Royals.

## MISCELLANEOUS NOTES

- Full name is **Vance Gregory Vizcaino** ... currently resides in Wake Forest, North Carolina in the off-season
- Graduated from Wakefield (N.C.) High School in 2012 ... hit .394 as a junior and led Wakefield High to a 20-4 record and a conference championship ... selected by New York (NL) in the 31st round in 2012; but did not sign, electing to attend the University of Tennessee.
- Took 2014 off from baseball and attended Glendale Community College (Ariz.) ... selected in the 29th round by Kansas City in 2014; but did not sign and attended Stetson (Fla.) Univ. ... finished eighth in the Atlantic Sun Conference with a .341 average ... matched school record with five stolen bases in one game ... selected by Arizona in the 31st round in 2015, but did not sign.
- Son of Junior Vizcaino, former National Scouting Supervisor for the Royals, who played five season in Pittsburgh's organization (1987-91) after being drafted by Toronto in 1985.

## VANCE GREGORY VIZCAINO

Year	Team	Level	G	AB	R	H	2B	3B	HR	RBI	SB	CS	BB	SO	AVG	OBP	SLG	GDP	HP	SH	SF
2016	Burlington	Rk	53	185	25	49	5	2	0	11	16	9	17	34	.265	.335	.314	3	4	4	3
2017	Lexington	A	42	149	22	47	9	0	0	14	11	8	17	36	.315	.381	.376	2	0	2	2
	Idaho Falls	Rk	22	87	17	25	5	2	2	16	10	3	7	20	.287	.344	.460	0	1	0	1
2018	Wilmington	A+	73	241	31	58	9	2	1	28	2	2	17	62	.241	.294	.307	5	2	3	2
	Lexington	A	16	52	7	10	2	1	1	6	1	3	8	10	.192	.311	.327	0	1	0	0
Minors (3 Seasons)			206	714	102	189	30	7	4	75	40	25	66	162	.265	.330	.343	10	8	9	8



# NOLAN WATSON

## RIGHT-HANDED PITCHER

HEIGHT | WEIGHT | BATS | THROWS  
6-2 | 195 | R | R

BIRTHDATE: January 25, 1997

2019 Opening Day Age: 22

Birthplace/Resides: Indianapolis, Ind./Indianapolis, Ind.



## 2018 SEASON

- Split the season between Lexington (A) and Wilmington (Advanced-A) ... joined the Blue Rocks on June 21.
- Combined to go 10-10 with a 5.24 ERA making 24 starts ... logged career-highs in innings (125.1 IP) and strikeouts (93).
- Tossed a 9.0 inning, complete game in his final start for Lexington on June 15 in a 4-0 win at Rome (Atlanta).
- Took a no-hit bid into the sixth inning for Wilmington against Frederick on July 23 ... struck out four and walked one working 7.0 innings to earn the win.
- Posted his best stretch of the season from July 10 to August 4 ... went 5-0 with a 1.97 ERA over 32.0 innings ... went 5.0-plus innings in each start and tossed 7.0 innings in three of the five.
- Struggled in his final three starts of the season from Aug. 10 to Aug. 21 allowing 14 runs (13 earned) over 10.2 innings with 10 walks and five strikeouts.

## AWARDS



**SOUTH ATLANTIC LEAGUE CHAMPION**  
(Lexington, 2018)

## CAREER HIGHLIGHTS

Drafted: 1st (33rd) rd, 2015, Lawrence North (Ind.) HS

Was the compensation pick for James Shields

Professional debut: July 1, 2015 (Burlington)

First Professional Win: May 19, 2016 (Lexington)

First 9.0 inning complete game: June 15, 2018 (LEX)

## SINGLE-GAME CAREER HIGHS

IP:	7.0, 7/3/16	Home Runs: 2 (3X), 7/30/17
Strikeouts:	10, 8/2/15	Hits: 9, 8/18/15
Walks:	6, 6/3/16	Runs: 8, 8/7/15

## CAREER HIGHLIGHTS

- 2017:** Spent time at three levels in the Royals organization with Lexington (A) and rookie-levels Burlington and Idaho Falls ... combined for a 1-12 record with a 7.87 ERA in 22 appearances, including 18 starts.
- Missed part of the season due to a shoulder injury
- 2016:** Pitched his first full season with Lexington (A) ... had just two starts without surrendering a run, both yielding wins ... allowed five-plus runs in 11 of his 24 starts ... recorded a season-high six strikeouts on May 14 against Charleston over 4.0 innings.
- 2015:** Assigned to Burlington (Rookie) following the draft ... did not surpass 4.2 inning in any of his 11 starts for the B-Royals ... struck out 16 over 29.1 frames,

## MISCELLANEOUS NOTES

- Full nam is **Nolan Michael Watson** ... currently resides in Indianapolis, Indiana in the off-season.
- Graduated from Lawrence North (Ind.) High School, where he went 6-1 with a 0.68 ERA and 81 strikeouts over 51.2 innings as asenior.
- Originally committed to play at Vanderbilt prior to signing with the Royals.
- His older brother, Tyler, played baseball at Division III, Anderson University in Anderson, Ind.
- Named after Nolan Ryan.

@nolan\_watson20

## NOLAN MICHAEL WATSON

Year Club	Level	W	L	ERA	G	GS	CG	SHO	SV	IP	H	R	ER	HR	BB	SO	HBP	BK	WP	WHIP
2015 Burlington	Rk	0	3	4.91	11	11	0	0	0	29.1	39	24	16	2	11	16	3	0	4	1.705
2016 Lexington	A	3	11	7.57	24	24	0	0	0	96.1	125	95	81	19	44	60	10	5	10	1.754
2017 Lexington	A	1	10	6.78	15	13	0	0	1	69.0	101	64	52	8	33	41	3	1	6	1.942
Burlington	Rk	0	1	7.36	3	3	0	0	0	11.0	15	9	9	0	3	10	0	0	1	1.636
Royals	Rk	0	1	25.07	4	2	0	0	0	4.2	15	13	13	0	4	2	0	0	3	4.071
2018 Wilmington	A+	6	4	4.60	11	11	1	1	0	58.2	65	33	30	5	26	30	4	0	3	1.551
Lexington	A	4	6	5.81	13	13	1	1	0	66.2	94	55	43	9	21	63	9	1	7	1.725
Minors (4 Seasons)		14	36	6.54	81	77	2	2	1	335.2	454	293	244	43	142	222	29	7	34	1.776

# KANSAS CITY ROYALS 40-MAN ROSTER

NO.	PITCHERS (26)	B-T	HT.	WT.	BORN	BIRTHPLACE	2018 CLUB
58	Scott Barlow	R-R	6-3	215	12-18-92	New London, CT	Omaha KANSAS CITY
64	Scott Blewett	R-R	6-6	245	04-10-96	Syracuse, NY	NW Arkansas
26	Brad Boxberger	R-R	6-3	215	05-27-88	Fullerton, CA	ARIZONA
40	Jake Diekmann	L-L	6-4	210	01-21-87	Wymore, NE	TEXAS ARIZONA
41	Danny Duffy	L-L	6-4	205	12-21-88	Goleta, CA	KANSAS CITY
51	Chris Ellis	L-R	6-5	230	09-22-92	Birmingham, AL	Springfield Memphis
49	Heath Fillmyer	R-R	6-1	180	05-16-94	Trevoze, PA	Omaha KANSAS CITY
33	Brian Flynn	L-L	6-7	250	04-19-90	Tulsa, OK	KANSAS CITY
62	Conner Greene	R-R	6-3	200	04-04-95	Santa Monica, CA	Springfield Memphis
32	Jesse Hahn	R-R	6-5	215	07-30-89	Norwich, CT	Surprise NW Arkansas
39	Arnaldo Hernandez	R-R	6-0	240	02-09-96	San Felix, Venezuela	Omaha Wilmington NW Arkansas
54	Tim Hill	L-L	6-2	200	02-10-90	Sylmar, CA	Omaha KANSAS CITY
65	Jake Junis	R-R	6-2	225	09-16-92	Rock Falls, IL	KANSAS CITY
56	Brad Keller	R-R	6-5	230	07-27-95	Snellville, GA	KANSAS CITY
31	Ian Kennedy	R-R	6-0	200	12-19-84	Huntington Beach, CA	KANSAS CITY Omaha NW Arkansas
49	Ben Lively	R-R	6-4	230	03-05-92	Pensacola, FL	PHILADELPHIA Lehigh Valley GCL Phillies (W) GCL Phillies (E) KANSAS CITY
28	Jorge Lopez	R-R	6-2	205	02-10-93	Caguas, P.R.	Colo. Springs MILWAUKEE Omaha KANSAS CITY
61	Kevin McCarthy	R-R	6-3	220	02-22-92	Rockville Centre, NY	Omaha KANSAS CITY
52	Sam McWilliams	R-R	6-7	225	09-04-95	Orlando, FL	Visalia Montgomery Charlotte
68	Jake Newberry	R-R	6-2	220	11-20-94	San Diego, CA	NW Arkansas Omaha KANSAS CITY
34	Trevor Oaks	R-R	6-3	220	03-26-93	Riverside, CA	Omaha KANSAS CITY
43	Wily Peralta	R-R	6-1	255	05-08-89	Samana, D.R.	MILWAUKEE
53	Eric Skoglund%	L-L	6-7	200	10-26-92	Sarasota, FL	KANSAS CITY Surprise NW Arkansas
57	Glenn Sparkman	R-R	6-2	220	05-11-92	Victoria, TX	Omaha NW Arkansas Omaha KANSAS CITY
63	Josh Staumont	R-R	6-3	200	12-21-93	La Habra, CA	Omaha
45	Kyle Zimmer	R-R	6-3	225	09-13-91	La Jolla, CA	KANSAS CITY
NO.	CATCHERS (3)	B-T	HT.	WT.	BORN	BIRTHPLACE	2018 CLUB
35	Cam Gallagher	R-R	6-3	230	12-06-92	Lancaster, PA	Omaha KANSAS CITY
13	Salvador Perez	R-R	6-3	240	05-10-90	Valencia, VZ	KANSAS CITY
22	Meibrys Viloria	L-R	5-11	175	02-15-97	Cartagena, CO	Wilmington KANSAS CITY
NO.	INFELDERS (6)	B-T	HT.	WT.	BORN	BIRTHPLACE	2018 CLUB
17	Hunter Dozier	R-R	6-4	220	08-22-91	Denton, TX	Omaha KANSAS CITY
75	Kelvin Gutierrez	R-R	6-2	215	08-28-94	San Francisco de Macoris, D.R.	Harrisburg NW Arkansas
15	Whit Merrifield	R-R	6-0	195	01-24-89	Advance, NC	KANSAS CITY
27	Adalberto Mondesi	S-R	6-1	185	07-27-95	Los Angeles, CA	Omaha KANSAS CITY
66	Ryan O'Hearn	L-L	6-3	225	07-26-93	Dunedin, FL	Omaha KANSAS CITY
NO.	OUTFIELDERS (6)	B-T	HT.	WT.	BORN	BIRTHPLACE	2018 CLUB
38	Jorge Bonifacio	R-R	6-1	195	06-04-93	Santo Domingo, D.R.	Omaha KANSAS CITY

*Italics - played in Northwest Arkansas in 2018*

## KANSAS CITY ROYALS 40-MAN ROSTER CONTIN.

NO.	PITCHERS (26)	B-T	HT.	WT.	BORN	BIRTHPLACE	2018 CLUB
25	Brian Goodwin	L-R	6-0	200	11-02-90	Rocky Mount, NC	WASHINGTON Harrisburg KANSAS CITY Omaha
4	Alex Gordon	L-R	6-1	220	02-10-84	Lincoln, NE	KANSAS CITY
0	Terrance Gore	R-R	5-7	160	06-08-91	Macon, GA	Omaha Iowa CHICAGO (NL)
6	Billy Hamilton	S-R	6-1	160	09-09-90	Collins, MS	CINCINNATI
14	Brett Phillips	L-R	6-0	185	05-30-95	Seminole, FL	Colo. Springs MILWAUKEE KANSAS CITY Omaha
12	Jorge Soler	R-R	6-4	215	02-25-92	La Habana, Cuba	

## NON-ROSTER INVITEES

NO.	PITCHERS (26)	B-T	HT.	WT.	BORN	BIRTHPLACE	2018 CLUB
50	Jason Adam	R-R	6-3	230	08-04-91	Omaha, NE	NW Arkansas Omaha KANSAS CITY
21	Homer Bailey	R-R	6-4	225	05-03-86	La Grange, TX	Louisville CINCINNATI
60	Foster Griffin	R-L	6-3	220	07-27-95	Orlando, FL	NW Arkansas
74	Jake Kalish	S-L	6-2	220	07-09-91	Red Bank, NJ	NW Arkansas Omaha
55	Richard Lovelady	L-L	6-0	180	07-07-95	Hinesville, GA	Omaha
77	Zach Lovvorn	R-R	6-0	220	05-26-94	Anniston, AL	NW Arkansas Omaha
59	Andres Machado	R-R	6-0	225	04-22-93	Carabobo, Venezuela	NW Arkansas
37	Drew Storen	S-R	6-1	200	08-11-87	Indianapolis, IN	
73	Michael Ynoa	R-R	6-7	250	09-24-91	Puerto Plata, D.R.	
No.	Catchers (4)	B-T	Ht.	Wt.	Born	Birthplace	2018 Club
71	Nick Dini	R-R	5-8	180	07-27-93	Monroe, NJ	Omaha NW Arkansas
76	Xavier Fernandez	R-R	5-11	250	07-15-95	San Juan, P.R.	Wilmington NW Arkansas
70	MJ Melendez	L-R	6-1	190	11-29-90	Daytona Beach, FL	Lexington
78	Sebastian Rivero	R-R	6-1	195	11-16-90	Maracay, Venezuela	Lexington
No.	Infielders (6)	B-T	Ht.	Wt.	Born	Birthplace	2018 Club
1	Humberto Artega	R-R	6-0	194	01-23-94	Caracas, VZ	Omaha
19	Cheslor Cuthbert	R-R	6-1	205	11-16-92	Corn Island, Nicaragua	KANSAS CITY Omaha
67	Samir Dueñez	L-R	6-1	230	06-11-96	Macuto, Venezuela	NW Arkansas Surprise
47	Jecksson Flores	R-R	5-11	160	10-28-93	Ciudad Bolivar, Venezuela	NW Arkansas
9	Nicky Lopez	L-R	5-11	175	03-13-95	Naperville, IL	NW Arkansas Omaha
69	Frank Schwindel	R-R	6-1	205	06-29-92	Livingston, NJ	Omaha
No.	Outfielders (3)	B-T	Ht.	Wt.	Born	Birthplace	2018 Club
16	Elier Hernandez	R-R	6-3	220	11-21-94	San Cristobal, D.R.	NW Arkansas Omaha
79	Erick Mejia	S-R	5-11	155	11-09-94	Villa Mella, D.R	NW Arkansas
11	Bubba Starling	R-R	6-4	210	08-03-92	Gardner, KS	Omaha Surprise Idaho Falls

### PRONUNCIATION GUIDE

Scott Blewett.....	BLUE-et
John Brontsema.....	BRONT-sim-ah
Gabriel Canel.....	cann-SELL
Samir Dueñez.....	dwen-zey
Nate Esposito.....	ess-po-SEET-o
Xavier Fernandez.....	EX-zavier
Jecksson Flores.....	jeck-son
Gerson Garabito.....	GUR-sur gare-uh-bee-toe
Ofredy Gomez.....	OH-fraid-ee
Kelvin Gutierrez.....	kell-vin
Zach Lovvorn.....	love-urn
Yunior Marte.....	yo-on-yer
Andres Sotilett.....	so-tee-ay
Gabe Speier.....	spy-err
Chase Vallot.....	val-oh
Meibrys Viloria.....	may-breeze vil-OH-ree-uh

### 40-MAN ALPHABETICAL ROSTER

No.	Name.....	Pos.	No.	Name.....	Pos.	No.	Name.....	Pos.
50	Adam, Jason*	RHP	62	Greene, Conner*	RHP	15	Merrifield, Whit	UTL
1	Artega, Humberto*	INF	73	Griffin, Foster*	LHP	27	Mondesí, Adalberto	INF
21	Bailey, Homer*	RHP	75	Gutierrez, Kelvin	INF	68	Newberry, Jake	RHP
58	Barlow, Scott	RHP	32	Hahn, Jesse	RHP	34	Oaks, Trevor	RHP
64	Blewett, Scott	RHP	6	Hamilton, Billy	OF	2	Owings, Chris	INF
38	Bonifacio, Jorge	OF	39	Hernandez, Arnaldo	RHP	66	O'Hearn, Ryan	INF
26	Boxberger, Brad	RHP	16	Hernandez, Elier*	OF	43	Peralta, Willy	RHP
19	Cuthbert, Cheslor*	INF	54	Hill, Tim	LHP	13	Perez, Salvador	C
40	Diekman, Jake	INF	65	Junis, Jakob	RHP	14	Phillips, Brett	OF
71	Dini, Nick*	C	74	Kalish, Jake*	LHP	78	Rivero, Sebastian*	C
17	Dozier, Hunter	INF	56	Keller, Brad	RHP	69	Schwindel, Frank*	INF
67	Dueñez, Samir*	INF	31	Kennedy, Ian	RHP	53	Skoglund, Eric	LHP
41	Duffy, Danny	LHP	48	Lively, Ben	RHP	12	Soler, Jorge	OF
51	Ellis, Chris	RHP	28	Lopez, Jorge	RHP	57	Sparkman, Glenn	RHP
76	Fernandez, Xavier	C	9	Lopez, Nicky	INF	11	Starling, Bubba*	OF
49	Fillmyer, Heath	RHP	55	Lovelady, Richard*	LHP	63	Stament, Josh	RHP
47	Flores, Jecksson*	INF	77	Lovorn, Zach*	RHP	37	Storen, Drew*	RHP
33	Flynn, Brian	LHP	59	Machado, Andres*	RHP	72	Viloria, Meibrys	C
6	Gallagher, Cam	C	61	McCarthy, Kevin	RHP	60	Ynoa, Michael	RHP
25	Goodwin, Brian	OF	52	McWilliams, Sam	RHP	45	Zimmer, Kyle	RHP
4	Gordon, Alex	OF	79	Mejia, Erick*	INF/OF			
0	Gore, Terrance	OF	70	Melendez, MJ*	C			

*Italics - played in Northwest Arkansas in 2018*

# NATURALS VISIT ARKANSAS CHILDREN'S - NORTHWEST



Pictured Right-to-Left: Ryan West, Video Intern, Franco Terrero, Jecksson Flores, Erick Mejia, Donnie Dewees, Anderson Miller visit Arkansas Children's Hospital - Northwest during an early 2018 team visit. Photo: Sarah Young



The team gathers to visit the patients at Arkansas Children's Hospital - Northwest. Photo: Sarah Young



**2018 REVIEW**

# DAY-BY-DAY, FIRST HALF

Date	D/N	Opp.	W / L	Rec.	Score	Home	Road	Pos.	GB	Winning Pitcher	Losing Pitcher	Save	Time	Att.
April (7-16)														
4/5	N	CC	W	1-0	5-4	1-0	---	T-1 <sup>st</sup>	+1.0	Terrero (R, 1-0)	Ferrell	-----	3:01	5,490
4/6	N	CC	L	1-1	11-9	1-1	---	T-2 <sup>nd</sup>	-0.5	Garza	Selman (R, 0-1)	-----	3:37	3,321
4/7	N	CC	L	1-2	8-2	1-2	---	T-2 <sup>nd</sup>	-0.5	Quiala	Blewett (0-1)	-----	3:10	3,589
4/8	D	SA	L	1-3	8-4	1-3	---	T-3 <sup>rd</sup>	-2.0	Keel	Ogando (0-1)	-----	3:12	3,875
4/9	N	SA	L	1-4	5-2	1-4	---	T-3 <sup>rd</sup>	-2.0	Scholten	Sparkman (0-1)	-----	2:39	3,107
4/10	D	SA	W	2-4	4-0	2-4	---	3 <sup>rd</sup>	-2.0	Griffin (1-0)	Quantrill	-----	2:16	4,291
4/11	OFF DAY													
4/12	N	at CC	L	2-5	5-2	2-4	0-1	T-3 <sup>rd</sup>	-2.0	Garza	Ray (R, 0-1)	-----	2:53	6,213
4/13	N	at CC	L	2-6	8-1	2-4	0-2	4 <sup>th</sup>	-3.0	Dykhooorn	Fernandez (R, 0-1)	-----	2:48	4,495
4/14	N	at CC	W	3-6	11-6	2-4	1-2	T-3 <sup>rd</sup>	-3.0	Ogando (1-1)	Quiala	-----	3:11	7,075
4/15	D	at SA	W	4-6	3-2	2-4	2-2	T-3 <sup>rd</sup>	-2.0	Sparkman (1-1)	Scholens	Newberry (1)	2:42	7,820
4/16	D	at SA	L	4-7	9-1	2-4	2-3	4 <sup>th</sup>	-3.0	Quantrill	Griffin (1-1)	-----	2:51	2,841
4/17	N	at SA	W	5-7	2-0	2-4	3-3	4 <sup>th</sup>	-3.0	Adam (R, 1-0)	Diaz	Newberry (2)	2:48	3,343
4/18	OFF DAY													
4/19	N	TUL	L	5-8	11-0	2-5	3-3	4 <sup>th</sup>	-3.0	Spitzbarth	Blewett (0-2)	-----	3:03	3,724
4/20	N	TUL	W	6-8	4-1	3-5	3-3	4 <sup>th</sup>	-2.0	Ogando (2-1)	Kowalczyk	Newberry (3)	2:39	6,186
4/21	N	at TUL	POSTPONED DUE TO INCLEMENT WEATHER -- MAKE-UP DATE ON FRIDAY, APRIL 27 IN A DOUBLE-HEADER											
4/22	D	at TUL	L	6-9	8-6	3-5	3-4	4 <sup>th</sup>	-3.0	Sborz	Terrero (R, 1-1)	Hernandez	3:25	3,872
4/23	D	at SPG	L	6-10	6-5	3-5	3-5	4 <sup>th</sup>	-3.0	Ellis	Griffin (1-2)	Mendoza	2:29	2,265
4/24	N	at SPG	L	6-11	3-1	3-5	3-6	4 <sup>th</sup>	-4.0	Helsey	Lovorn (0-1)	Beck	2:32	2,916
4/25	D	at SPG	POSTPONED DUE TO INCLEMENT WEATHER -- MAKE-UP DATE ON FRIDAY, MAY 20 IN A DOUBLE-HEADER											
4/26	N	at SPG	L	6-12	4-3	3-5	3-7	4 <sup>th</sup>	-4.0	Williams	Terrero (R, 1-2)	Mendoza	2:32	3,917
4/27	N	at TUL	L	6-13	6-5 (7)	3-5	3-8	4 <sup>th</sup>	-5.0	Sborz	Marte (R, 0-1)	-----	2:39	-----
4/27	N	at TUL	L	6-14	2-1 (7)	3-5	3-9	4 <sup>th</sup>	-6.0	Santarsiero	Sparkman (1-2)	Spitzbarth	2:11	6,825
4/28	N	TUL	W	7-14	6-2	4-5	3-9	4 <sup>th</sup>	-5.5	Griffin (2-2)	Santana	-----	2:44	6,791
4/29	N	TUL	L	7-15	3-2	4-6	3-9	4 <sup>th</sup>	-6.0	Ferguson	Lovorn (0-2)	Sborz	2:37	6,538
4/30	D	at TUL	L	7-16	8-2	4-6	3-10	4 <sup>th</sup>	-7.0	Santarsiero	Kalish (0-1)	Hernandez	2:55	5,245
May (19-11)														
5/1	D	SPG	W	8-16	4-2	5-6	3-10	4 <sup>th</sup>	-7.0	Blewett (1-2)	Greene	Newberry (4)	2:36	3,169
5/2	N	SPG	L	8-17	7-2	5-7	3-10	4 <sup>th</sup>	-7.0	O'Reilly	Ogando (2-2)	-----	2:54	6,504
5/3	D	SPG	W	9-17	9-2	6-7	3-10	4 <sup>th</sup>	-6.0	Sparkman (2-2)	Woodford	-----	2:39	2,597
5/4	N	SPG	L	9-18	9-1	6-8	3-10	4 <sup>th</sup>	-7.0	Ellis	Griffin (2-3)	-----	2:48	6,965
5/5	N	at ARK	W	10-18	10-4	6-8	4-10	4 <sup>th</sup>	-6.5	Marte (R, 1-1)	Jackson	-----	3:22	7,156
5/6	N	at ARK	L	10-19	3-2	6-8	4-11	4 <sup>th</sup>	-7.5	Jiminian	Blewett (1-3)	Festa	2:50	3,779
5/7	N	at ARK	W	11-19	5-2	6-8	5-11	4 <sup>th</sup>	-7.5	Selman (R, 1-1)	Bannister	Newberry (5)	2:46	2,489
5/8	N	at ARK	W	12-19	7-2	6-8	6-11	4 <sup>th</sup>	-6.5	Sparkman (3-2)	Miesiewicz	Vasquez (1)	3:16	2,494
5/9	OFF DAY													
5/10	N	TUL	L	12-20	9-3	6-9	6-11	4 <sup>th</sup>	-6.5	Ferguson	Griffin (2-4)	-----	2:33	3,135
5/11	N	TUL	W	13-20	7-3	7-9	6-11	4 <sup>th</sup>	-5.0	Lovorn (1-2)	Duncan	-----	2:51	6,036
5/12	N	TUL	W	14-20	10-9	8-9	6-11	4 <sup>th</sup>	-5.0	Vasquez (R, 1-0)	Baker	-----	2:36	3,080
5/13	D	TUL	W	15-20	11-8	9-9	6-11	4 <sup>th</sup>	-4.0	Sheller (R, 1-0)	Smeltzer	-----	-----	-----
5/14	N	ARK	L	15-21	13-5	9-10	6-11	4 <sup>th</sup>	-4.0	Misiewicz	Machado (R, 0-1)	-----	3:04	3,355
5/15	N	ARK	W	16-21	4-2 (10)	10-10	6-11	4 <sup>th</sup>	-4.0	Vasquez (R, 2-0)	Festa	-----	2:36	3,080
5/16	D	ARK	W	17-21	5-4 (8)	11-10	6-11	4 <sup>th</sup>	-3.0	Lovorn (2-2)	De Jong	Terrero (1)	2:40	7,798
5/17	N	ARK	W	18-21	9-7	12-10	6-11	4 <sup>th</sup>	-3.0	Blewett (2-3)	Jiminian	Vasquez (2)	2:48	4,112
5/18	N	at SPG	W	19-21	4-2	12-10	7-11	T-3 <sup>rd</sup>	-2.0	Ogando (3-2)	Woodford	Vasquez (3)	2:28	5,849
5/19	N	at SPG	L	19-22	1-0	12-10	7-12	T-3 <sup>rd</sup>	-3.0	Reyes	Machado (0-2)	Lyons	2:10	6,244
5/20	D	at SPG	W	20-22	6-3 (7)	12-10	8-12	T-3 <sup>rd</sup>	-2.0	Sheller (R, 2-0)	Jones	Newberry (6)	2:20	-----
5/20	D	at SPG	W	21-22	4-1 (7)	12-10	9-12	3 <sup>rd</sup>	-1.5	Kalish (1-1)	Evans	Mariot (1)	1:41	4,582
5/21	D	at SPG	L	21-23	9-7	12-10	9-13	4 <sup>th</sup>	-2.0	McKinney	Marte (1-2)	-----	2:30	4,059
5/22	N	FRI	W	22-23	5-3	13-10	9-13	4 <sup>th</sup>	-1.5	Terrero (R, 2-2)	Springs	Newberry (7)	2:28	3,078
5/23	N	FRI	W	23-23	7-6 (10)	14-10	9-13	T-2 <sup>nd</sup>	-0.5	Mariot (R, 1-0)	Parks	-----	3:39	2,769
5/24	N	FRI	L	23-24	4-2	14-11	9-13	3 <sup>rd</sup>	-2.0	Pena	Gavin (R, 0-1)	-----	2:51	3,530
5/25	N	MID	L	23-25	11-3	14-12	9-13	3 <sup>rd</sup>	-2.0	Luzardo	Griffin (2-5)	-----	2:29	9,863
5/26	N	MID	W	24-25	6-1	15-12	9-13	3 <sup>rd</sup>	-2.0	Lovorn (3-2)	Bracewell	-----	2:22	4,766
5/27	N	MID	L	24-26	6-5	15-13	9-13	4 <sup>th</sup>	-3.0	Ruiz	Blewett (2-4)	Blackwood	2:55	5,634
5/28	OFF DAY													
5/29	N	at FRI	W	25-26	10-5	15-13	10-13	3 <sup>rd</sup>	-2.0	Marte (R, 2-2)	Payano	Newberry (8)	3:08	3,480
5/30	N	at FRI	W	26-26	12-8	15-13	11-13	3 <sup>rd</sup>	-1.0	Fernandez (R, 1-1)	Martin	-----	3:16	3,531
5/31	N	at FRI	L	26-27	7-0	15-13	11-14	3 <sup>rd</sup>	-1.0	Pena	Griffin (2-6)	-----	2:25	7,544
June (11-13)														
6/1	N	at MID	L	26-28	11-4	15-13	11-15	3 <sup>rd</sup>	-1.0	Friedrichs	Lovorn (3-3)	-----	3:08	3,226
6/2	N	at MID	W	27-28	3-2	15-13	12-15	3 <sup>rd</sup>	-1.0	Newberry (R, 1-0)	Gorman	-----	3:09	2,909
6/3	N	at MID	L	27-29	5-2	15-13	12-16	3 <sup>rd</sup>	-1.0	Seddon	Ogando (3-3)	Cochran-Gill	2:53	2,628
6/4	OFF DAY													
6/5	N	SPG	L	27-30	12-5	15-14	12-16	3 <sup>rd</sup>	-2.0	Woodford	Sheller (R, 2-1)	-----	3:19	3,552
6/6	N	SPG	W	28-30	8-6	16-14	12-16	3 <sup>rd</sup>	-2.0	Marte (R, 3-2)	Evans	Newberry (9)	2:46	2,909
6/7	N	SPG	L	28-31	5-3	16-15	12-16	3 <sup>rd</sup>	-2.0	Ellis	Terrero (R, 2-3)	Thomson	2:50	4,721
6/8	N	SPG	W	29-31	7-6	17-15	12-16	3 <sup>rd</sup>	-2.0	Blewett (3-4)	Shew	Newberry (10)	2:58	4,637
6/9	N	at ARK	W	30-31	6-2	17-15	13-16	T-2 <sup>nd</sup>	-1.0	Ogando (4-3)	Herrman	-----	3:08	7,338
6/10	N	at ARK	L	30-32	11-5	17-15	13-17	T-2 <sup>nd</sup>	-2.0	McKay	Selman (R, 1-2)	-----	3:12	4,329
6/11	D	at ARK	W	31-32	1-0	17-15	14-17	2 <sup>nd</sup>	-1.0	Griffin (3-6)	Powe	Newberry (11)	2:17	3,689
6/12	N	at TUL	W	32-32	7-4	17-15	15-17	T-1 <sup>st</sup>	+1.0	Lovorn (4-3)	Warren	Terrero (2)	2:56	4,190
6/13	D	at TUL	W	33-32	8-6	17-15	16-17	1 <sup>st</sup>	+1.0	Blewett (4-4)	DeFratus	Newberry (12)	2:37	3,551
6/14	N	at TUL	L	33-33	5-2	17-15	16-18	T-1 <sup>st</sup>	+1.0	Sopko	Fernandez (R, 1-2)	Baker	2:55	5,758
6/15	N	at TUL	L	33-34	3-1	17-15	16-19	2 <sup>nd</sup>	-1.0	Smeltzer	Kalish (1-2)	Copping	2:18	7,147
6/16	N	at TUL	L	33-35	4-2	17-15	16-20	T-2 <sup>nd</sup>	-2.0	Bawcomb	Griffin (3-7)	Moran	2:16	6,762
6/17	D	ARK	W	34-35	4-3	18-15	16-20	T-2 <sup>nd</sup>	-1.0	Newberry (R, 2-0)	Bonnell	-----	2:54	3,642
6/18	N	ARK	W	35-35	11-10	19-15	16-20	T-1 <sup>st</sup>	+1.0	Fernandez (R, 2-2)	Herrmann	Machado (1)	3:12	3,741

End of First Half

Overall: 35-35 | Home 19-15 | Road 16-20 | vs. North 24-22 | vs. South 11-9 | -1.0 GB



2018 HITTING & PITCHING STATISTICS

BATTERS	AVG	G	AB	R	H	2B	3B	HR	RBI	SH	SF	HP	BB	SO	SB	CS	DP	E	OBP	SLG	
Brontsema, J.	.229	37	109	17	25	5	1	2	10	0	1	5	8	31	5	1	3	2	.309	.349	
*Dewees, D.	.253	70	285	35	72	12	5	2	25	2	1	2	20	48	8	4	3	2	.305	.351	
Dini, N.	.239	80	280	40	67	10	0	8	37	1	3	8	12	64	7	1	6	3	.287	.361	
Downes, B.	.146	16	41	4	6	3	0	1	5	2	0	1	7	20	2	2	0	0	.286	.293	
*Duenez, S.	.282	80	287	44	81	18	2	10	60	0	5	1	35	68	5	0	4	6	.357	.463	
Escalera, A.	.240	39	129	22	31	5	0	4	12	0	2	3	10	40	4	2	1	2	.306	.372	
Esposito, N.	.156	18	45	5	7	2	0	0	1	0	0	1	2	15	1	0	1	0	.208	.200	
Fernandez, X.	.328	36	119	21	39	8	2	3	14	0	1	1	10	17	2	2	3	2	.382	.504	
Flores, J.	.314	122	459	74	144	31	3	7	52	10	2	7	30	72	27	7	7	15	.363	.440	
*Gutierrez, K.	.277	65	242	29	67	8	3	6	40	0	0	2	20	46	10	3	1	10	.337	.409	
*Heath, N.	.257	36	105	22	27	3	3	0	7	6	1	0	13	33	10	0	0	2	.336	.343	
Hernandez, E.	.287	91	355	45	102	22	1	3	50	2	4	6	14	71	10	8	9	5	.322	.380	
*Lee, K.	.245	29	102	15	25	5	0	2	10	3	0	2	11	28	2	2	1	2	.330	.353	
Liddi, A.	.247	107	393	54	97	18	3	23	72	1	1	2	25	126	4	3	9	7	.295	.483	
*Lopez, N.	.331	73	281	42	93	8	5	2	27	8	3	0	33	23	9	4	2	1	.397	.416	
*Martin, R.	.000	1	1	0	0	0	0	0	0	0	0	0	0	1	0	0	0	0	.000	.000	
#Mejia, E.	.263	136	540	79	142	27	7	5	59	14	3	2	43	98	34	17	13	24	.318	.367	
RIGHT	.257		389	56	100	15	6	2	45	10	1	2	30	59	27	9	10		.313	.342	
LEFT	.278		151	23	42	12	1	3	14	4	2	0	13	39	7	8	3		.331	.430	
*Miller, A.	.255	120	432	50	110	22	4	13	46	2	2	1	33	83	10	8	4	1	.308	.414	
Perez, S.	.333	3	9	1	3	0	0	1	3	0	1	1	0	2	0	0	0	0	.364	.667	
*Peterson, K.	.229	50	166	24	38	8	3	7	27	0	0	5	12	61	6	3	1	4	.301	.440	
Porter, L.	.000	1	1	0	0	0	0	0	0	0	0	0	0	0	0	0	0	0	.000	.000	
Toups, C.	.249	61	185	24	46	6	1	4	21	2	1	1	24	67	10	3	2	13	.336	.357	
Villegas, L.	.236	38	127	13	30	3	1	3	16	0	2	0	11	30	1	1	3	0	.293	.346	
Team Total	.267	140	4693	660	1252	224	44	106	594	53	33	51	373	1044	167	71	73	123	.325	.401	
OPPONENTS	.280	140	4760	692	1334	259	25	138	639	15	49	68	461	1004	83	43	101	142	.352	.432	
PITCHER	W	L	ERA	G	GS	CG	SHO	SV	SVO	IP	H	R	ER	HR	HB	BB	SO	BK	WP	WHIP	OBA
Adam, J.	1	0	1.59	6	0	0	0	0	0	11.1	5	2	2	0	1	4	17	1	1	0.79	.132
Barlow, S.	0	0	2.25	1	1	0	0	0	0	4.0	3	1	1	0	1	0	4	0	1	0.75	.214
Beeler, D.	0	2	13.50	4	2	0	0	0	0	11.1	26	17	17	4	1	5	8	0	2	2.74	.448
Blewett, S.	8	6	4.79	26	25	1	0	0	0	148.1	164	84	79	12	12	49	100	2	10	1.44	.282
Bodner, J.	0	0	17.05	6	0	0	0	0	0	6.1	15	13	12	6	2	1	8	0	0	2.53	.441
Boyer, B.	0	0	0.00	3	1	0	0	0	0	2.2	2	0	0	0	0	1	3	0	0	1.13	.200
Brickhouse, B.	0	5	11.81	11	0	0	0	0	3	10.2	18	18	14	5	0	12	11	1	3	2.81	.353
Brontsema, J.	0	0	27.00	2	0	0	0	0	0	1.0	3	3	3	0	3	0	0	0	3.00	.500	
Buchholz, C.	0	0	0.00	1	1	0	0	0	0	4.2	1	0	0	0	0	2	5	0	0	0.64	.067
*Castillo, C.	2	2	5.40	11	0	0	0	0	1	21.2	20	13	13	3	1	4	22	0	1	1.11	.233
Downes, B.	0	0	0.00	1	0	0	0	0	0	0.1	0	0	0	0	0	1	0	0	0	3.00	.000
Fernandez, P.	4	2	2.81	26	3	0	0	2	257.2	54	18	18	2	2	19	43	1	10	1.27	.250	
Gavin, G.	0	1	3.19	21	0	0	0	1	2	31.0	27	11	11	4	2	17	30	0	5	1.42	.237
*Griffin, F.	10	12	5.13	28	26	0	0	0	0	152.2	197	94	87	20	0	40	117	0	7	1.55	.315
Hahn, J.	0	0	0.00	3	2	0	0	0	0	3.1	2	0	0	0	0	1	2	0	0	1.20	.200
Hernandez, A.	1	0	4.41	3	3	0	0	0	0	16.1	20	9	8	1	0	6	16	0	1	1.59	.323
*Kalish, J.	2	2	5.12	16	4	0	0	0	0	38.2	46	28	22	6	0	8	39	1	1	1.40	.279
Kennedy, I.	0	1	13.50	1	1	0	0	0	0	4.0	7	6	6	0	0	2	5	0	1	2.25	.389
Liddi, A.	0	0	0.00	2	0	0	0	0	0	3.1	1	0	0	0	1	0	1	0	0	0.30	.091
Lovvorn, Z.	4	3	4.80	15	15	0	0	0	0	80.2	90	45	43	9	1	26	52	0	4	1.44	.290
*Lugo, L.	1	2	4.18	8	4	0	0	0	1	23.2	25	11	11	3	1	11	21	0	2	1.52	.263
Machado, A.	2	3	3.72	30	6	0	0	9	10	58.0	60	31	24	5	7	22	47	2	3	1.41	.269
Mariot, M.	1	0	0.96	7	0	0	0	1	1	9.1	4	1	1	0	0	0	11	0	0	0.43	.125
Marte, Y.	4	4	2.91	43	0	0	0	2	3	80.1	69	33	26	7	5	29	80	2	3	1.22	.225
Newberry, J.	2	0	2.12	25	0	0	0	12	13	29.2	29	7	7	2	0	8	37	0	0	1.25	.254
*Ogando, E.	11	7	4.79	26	26	0	0	0	0	118.1	127	71	63	22	7	72	94	0	6	1.68	.279
Perrin, J.	1	2	3.38	5	5	0	0	0	0	21.1	19	11	8	1	0	11	20	0	0	1.41	.241
Ray, C.	0	1	10.80	8	0	0	0	0	0	8.1	13	11	10	2	0	11	8	0	3	2.88	.342
Ruxer, J.	0	0	67.50	1	0	0	0	0	0	0.2	3	5	5	0	0	2	0	0	0	7.50	.750
*Selman, S.	1	2	6.57	12	0	0	0	0	2	12.1	12	9	9	0	1	11	21	0	1	1.86	.250
Sheller, W.	3	2	3.53	35	0	0	0	1	2	51.0	49	23	20	5	7	14	27	0	5	1.24	.263
*Skoglund, E.	0	0	4.00	2	2	0	0	0	0	9.0	12	5	4	1	0	2	4	0	0	1.56	.324
Sparkman, G.	3	2	2.94	6	6	0	0	0	0	33.2	35	13	11	0	1	1	26	0	2	1.07	.263
*Speier, G.	0	0	3.73	26	0	0	0	0	2	31.1	46	19	13	2	1	10	22	0	2	1.79	.326
Terrero, F.	3	6	5.37	44	0	0	0	4	8	63.2	74	49	38	11	3	39	62	1	9	1.77	.288
Vasquez, L.	2	0	0.00	7	0	0	0	3	3	7.0	4	0	0	0	1	4	15	0	0	1.14	.160
Vines, J.	4	3	6.48	9	7	0	0	0	0	41.2	52	31	30	5	6	15	28	0	7	1.61	.325
Team Total	70	70	4.56	140	140	1	9	35	53	1209.1	1334	692	613	138	68	461	1004	11	91	1.48	.280
OPPONENTS	73	67	3.43	140	140	2	12	34	54	1234.2	1244	544	470	80	63	310	1051	12	85	1.26	.260

Bold = Players on the 40-man roster \*Left-handed #Switch-hitter

## 2018 MISCELLANEOUS STATISTICS

	HOME		ROAD		TOTALS	
	W	L	W	L	W	L
Shutouts	5	1	4	6	9	7
Shutouts - Individual	0	0	0	1	0	1
Extra Innings	3	3	3	3	6	6
One-Run Decisions	15	4	5	17	20	21
Two-Run Decisions	7	2	4	5	11	7
VS. LH Starters	13	9	8	9	21	18
VS. RH Starters	28	20	21	32	29	41
Day Games	8	4	4	9	12	13
Night Games	33	25	25	32	58	57

	HOME		ROAD		TOTALS	
	W	L	W	L	W	L
<b>Totals vs. TL North</b>	<b>30</b>	<b>16</b>	<b>19</b>	<b>27</b>	<b>49</b>	<b>43</b>
<b>Totals vs. TL South</b>	<b>11</b>	<b>13</b>	<b>10</b>	<b>14</b>	<b>21</b>	<b>27</b>
Totals vs. TL North - 1st Half	14	8	10	14	24	22
Totals vs. TL South - 1st Half	5	7	6	6	11	13
Totals vs. TL North - 2nd Half	16	8	9	13	25	21
Totals vs. TL South - 2nd Half	6	6	4	8	10	14
vs. Arkansas (SEA)	10	4	10	4	20	8
vs. Corpus Christi (HOU)	1	5	1	5	2	10
vs. Frisco (TEX)	5	1	4	2	9	3
vs. Midland (OAK)	3	3	2	4	5	7
vs. San Antonio (SDP)	2	4	3	3	5	7
vs. Springfield (STL)	11	5	5	11	16	16
vs. Tulsa (LAD)	9	7	4	12	13	19
<b>Overall Totals</b>	<b>41</b>	<b>29</b>	<b>29</b>	<b>41</b>	<b>70</b>	<b>70</b>

	NWA	OPP		WON	LOST
Defensive Double Plays	101	73	Starters (1st Half)	19	23
Triple Plays	0	0	Relievers (1st Half)	16	12
Left on Base	926		Starters (2nd Half)	24	19
Grand Slam HR	0	3	Relievers (2nd Half)	9	10
Home Runs - Home	53	66	<b>Starters (Totals)</b>	<b>43</b>	<b>42</b>
Home Runs - Road	53	72	<b>Relievers (Totals)</b>	<b>26</b>	<b>38</b>
Doubleheaders (Home)	3	1			
Doubleheaders (Road)	4	6			

### NATURALS TEXAS LEAGUE PITCHERS OF THE WEEK WINNERS

#### 2008

RHP Carlos Rosa (April 21)  
RHP Blake Wood (June 2 & Aug. 25)

#### 2010

RHP Federico Castaneda (April 8)  
RHP Edgar Osuna (April 19)  
RHP Louis Coleman (June 21)  
RHP Mario Santiago (June 28)  
LHP John Lamb (Aug. 23)

#### 2011

LHP Will Smith (May 9)  
LHP Buddy Baumann (May 23)

#### 2012

LHP Jake Odorizzi (April 30)  
LHP Chris Dwyer (May 7)  
RHP Ethan Hollingsworth (July 30)

#### 2013

RHP Yordano Ventura (May 6)  
RHP Brooks Pounders (June 24)  
RHP Aaron Brooks (July 22)

#### 2014

RHP Jason Adam (July 7)  
RHP Andy Ferguson (July 14)

#### 2015

RHP Miguel Almonte (May 11)  
LHP Cody Reed (July 20)

#### 2016

RHP Jake Junis (May 23)  
RHP Alec Mills (June 13)  
LHP Daniel Stumpf (Aug. 1)

#### 2017

LHP Foster Griffin (June 19)

#### 2018

RHP Scott Blewett (Aug. 6)

24 DIFFERENT PITCHERS • 25 TOTAL AWARDS  
RHP: 16 PITCHERS • LHP: 8 PITCHERS

# 2018 TEXAS LEAGUE STATISTICS

## Club Batting

TEAM	AVG	G	AB	R	RA	H	2B	3B	HR	RBI	SH	SF	HP	BB	SO	SB	CS	GIDP	SLG	OBP
Corpus Christi	.268	138	4640	662	535	1245	250	36	106	617	11	44	70	448	1080	181	77	88	.406	.339
NW Arkansas	.267	140	4693	660	692	1252	224	44	106	594	53	33	51	373	1044	167	71	73	.401	.325
Midland	.264	139	4704	643	634	1240	274	38	96	588	24	50	56	462	1152	124	54	77	.399	.333
Arkansas	.263	139	4668	651	643	1230	233	14	85	604	15	50	61	556	1004	40	15	124	.374	.346
Springfield	.260	139	4692	620	676	1218	205	21	149	592	30	40	53	378	1059	69	36	101	.408	.319
Tulsa	.257	139	4671	687	642	1201	223	25	184	641	18	38	99	460	1268	84	39	94	.434	.334
San Antonio	.256	138	4600	604	557	1176	206	23	130	551	25	25	75	445	1138	98	49	112	.395	.330
Frisco	.254	140	4694	579	727	1194	210	23	105	540	18	46	45	402	1033	102	42	117	.376	.316

## Club Pitching

TEAM	W-L	ERA	G	GS	CG	SHO	GF	SV	IP	H	AB	R	ER	HR	HB	BB	SO	WP	BK
Corpus Christi	82-56	3.44	138	138	0	9	138	38	1225.1	1070	4549	535	468	97	60	502	1319	94	10
San Antonio	71-67	3.58	138	138	1	14	137	35	1212.0	1119	4554	557	482	94	44	391	1161	70	6
Tulsa	74-65	4.00	139	139	1	11	138	37	1214.1	1147	4637	642	540	127	63	450	1133	91	9
Midland	68-71	4.10	139	139	3	7	136	36	1222.0	1271	4750	634	557	113	79	371	1002	63	10
Arkansas	71-68	4.21	139	139	3	5	136	32	1205.2	1256	4695	643	564	123	59	401	1060	79	2
NW Arkansas	70-70	4.56	140	140	1	9	139	35	1209.1	1334	4760	692	613	138	68	461	1004	91	11
Springfield	60-79	4.58	139	139	1	8	138	24	1202.1	1206	4595	676	612	128	70	505	991	89	6
Frisco	60-80	4.88	140	140	2	6	138	33	1226.1	1353	4822	727	665	141	67	443	1108	120	8

## Club Fielding

TEAM	PCT	G	PO	A	E	TC	DP	PB
Springfield	0.982	139	3619	1318	93	5030	123	9
Corpus Christi	0.981	138	3676	1219	94	4989	136	22
Arkansas	0.980	139	3617	1213	98	4928	102	19
Frisco	0.980	140	3679	1307	104	5090	138	8
San Antonio	0.979	138	3636	1301	105	5042	104	9
Midland	0.976	139	3666	1403	124	5193	125	11
NW Arkansas	0.976	140	3628	1359	123	5110	119	15
Tulsa	0.971	139	3643	1262	145	5050	109	16



# 2018 HIGHS & LOWS

## Team Batting

Most runs, game	17
Most runs, extra-inning game	7
Most hits, game (9 innings)	18
Most hits, game (7 innings)	13
Most hits, extra-inning game	15
Fewest hits, game (9 innings)	1
Fewest hits, game (7 innings)	3
Most runs, inning	7
Most hits, inning	8
Most doubles, game	5
Most doubles, extra-inning game	5
Most triples, game	2
Most triples, extra-inning game	1
Most home runs, game	5
Most home runs, extra-inning game	1
Most home runs, inning	3
Most steals, game	5
Most times caught stealing, game	4
Most strikeouts, game	15
Most strikeouts, extra-inning game	16
Most walks, game	8
Most walks, extra-inning game	7
Most left on base, game	19
Most left on base, extra-inning game	15
Fewest left on base, game	1
Fewest left on base, extra-inning game	2
Most double plays turned	3
Most triple plays turned	0
Most errors, game	3
Most Consecutive Games with HR	4
Most Consecutive Games without HR	5

## Individual Batting

Most hits, game	5	N. Lopez, June 21 at Tulsa
Most hits, extra-inning game	4	2x, last: J. Flores, August 9 v. Midland
Most runs, game	4	2x, last: N. Lopez, June 21 at Tulsa
Most runs, extra-inning game	3	E. Mejia, May 23 v. Frisco
Most doubles, game	2	13x, last: X. Fernandez, September 1 v. Arkansas
Most triples, game	1	44x, last: A. Liddi, August 29 at Tulsa
Most home runs, game	2	4x, last: A. Liddi, July 9 at Corpus Christi
Most RBI, game	6	J. Flores, August 29 at Tulsa (Game 1)
Most RBI, extra-inning game	2	8x, last: J. Flores/S. Duenez, August 9 v. Midland
Most total bases, game	11	2x, last: N. Lopez, June 21 at Tulsa
Most total bases, extra-inning game	6	J. Flores, August 9 v. Midland
Most strikeouts, game	4	6x, last: K. Peterson, August 27 at Arkansas
Most walks, game	3	4x, last: S. Duenez, August 19 at Frisco
Most stolen bases, game	2	9x, last: N. Heath, August 23 v. Springfield
Longest hitting streak (min. 5 games)	17	J. Flores, July 25 - August 5

## Individual Pitching

Most innings pitched, starter	9.0	S. Blewett, August 10 v. Frisco
Most innings pitched, reliever	7.1	J. Vines, July 26 at Springfield
Most strikeouts, starter	9	F. Griffin, April 28 v. Tulsa
Most strikeouts, reliever	7	C. Castillo, August 29 at Tulsa (Game 2)
Most walks, starter	6	E. Ogando, June 9 at Arkansas
Most walks, reliever	3	9x, last: F. Terrero, August 31 at Tulsa
Most runs allowed, starter	9	2x, last: E. Ogando, July 12 v. Tulsa
Most runs allowed, reliever	6	2x, last: W. Sheller, June 5 v. Springfield
Most home runs allowed	4	F. Terrero, April 22 at Tulsa
Consecutive scoreless innings, starter	31.2†	E. Ogando, July 22 - August 26
Consecutive scoreless innings, reliever	11.2	2x, last: G. Gavin, June 14 - July 12
Longest winning streak (2 or more)	7	F. Griffin, July 19 - September 3

## Team General:

Longest winning streak, overall	6	August 2 - August 8
Longest winning streak, home	7	July 25 - August 8
Longest winning streak, road	3	2x, last: June 11 - June 13
Longest losing streak, overall	7	3x, last: July 12 - July 18
Longest losing streak, home	4	April 6 - April 9
Longest losing streak, road	7	July 7 - July 18
Longest game-inning, home	11.0	August 23 v. Springfield
Longest game-inning, road	12.0	July 31 at Arkansas
Longest game-time, home (9 innings)	3:39	May 13 v. Tulsa
Longest game-time, road (9 innings)	3:25	April 22 at Tulsa
Longest game-time, home (extra-inning)	3:39	May 23 v. Frisco
Longest game-time, road (extra-inning)	3:24	July 31 at Arkansas
Shortest game-time, home (9 innings)	2:09	2x, last: August 21 v. Springfield
Shortest game-time, road (9 innings)	2:10	May 19 at Springfield
Shortest game-time (extra-inning, home)	2:35	September 2 v. Arkansas
Shortest game-time (extra-inning, road)	3:01	August 26 at Arkansas
Largest crowd, home	8,854	August 22 v. Springfield
Smallest crowd, home	2,597	April 9 v. San Antonio
Largest crowd, road	8,689	August 17 at Frisco
Smallest crowd, road	2,083	July 30 at Arkansas
Largest winning margin	14	June 21 at Tulsa
Largest losing margin	11	2x, last: July 12 v. Tulsa
Largest deficit overcome to win	5	2x, last: June 18 v. Arkansas
Largest lead lost	5	2x, last: July 28 at Springfield

## Opponents

15	July 9 at Corpus Christi
10	July 16 at Springfield
20	July 9 at Corpus Christi
12	July 5 at San Antonio
15	May 23 v. Frisco
2	2x, last: August 15 at Midland
2	2x, last: August 8 v. Midland
9	July 21 v. Tulsa (Top 3)
6	5x, last: July 12 v. Tulsa (Top 4)
7	May 30 at Frisco
5	August 9 v. Midland
2	2x, last: August 24 at Springfield
1	June 2 at Midland
4	April 22 at Tulsa
3	July 16 at Springfield
3	2x, last: June 22 at Tulsa (Bottom 5)
15	June 6 v. Springfield
11	May 15 v. Arkansas
9	July 16 at Springfield
9	July 16 at Springfield
14	4x, last: August 2 v. Springfield
12	May 23 v. Frisco
0	August 8 v. Midland
6	July 5 at San Antonio (Game 1)
3	May 14 v. Arkansas
0	None

† Franchise Record

# 2018 TRANSACTIONS

## 2018 NATURALS OPENING DAY ROSTER

April 5 v. Corpus Christi Hooks (Houston Astros)

**Pitchers (13):** Jason Adam, Scott Blewett, Pedro Fernandez, Foster Griffin (L), Jake Kalish (L), Zach Lovvorn, Yunior Marte, Jake Newberry, Emilio Ogando (L), Corey Ray, Sam Selman (L), Glenn Sparkman, Franco Terrero

**Catchers (2):** Nathan Esposito, Luis Villegas

**Infielders (6):** Samir Duenez (L), Jackson Flores, Alex Liddi, Nicky Lopez (L), Erick Mejia (S), Corey Touts

**Outfielders (4):** Donnie Dewees (L), Alfredo Escalera, Elier Hernandez, Anderson Miller (L)

**Disabled List (2):** Andrew Edwards, Carlos Diaz

<u>Date</u>	<u>Player</u>	<u>Transaction</u>
April 5	Andrew Edwards	Placed on 7-day disabled list
	Carlos Diaz	Placed on 7-day disabled list
April 15	Salvador Perez	Assigned to Northwest Arkansas from MLB Rehab assignment
April 17	Clay Buchholz	Assigned to Northwest Arkansas from extended spring training
April 19	Zach Lovvorn	Transferred to Triple-A, Omaha
	Jacob Bodner	Transferred to Northwest Arkansas from Rookie-level Burlington
	Salvador Perez	Assigned to Triple-A, Omaha to continue rehab assignment
April 22	Clay Buchholz	Transferred to Triple-A, Omaha
	Zach Lovvorn	Transferred to Northwest Arkansas from Triple-A, Omaha
April 24	Jason Adam	Transferred to Triple-A, Omaha
	Pedro Fernandez	Placed on 7-day DL
	Walker Sheller	Transferred to Northwest Arkansas from Advanced-A, Wilmington
April 28	Nick Dini	Transferred to Northwest Arkansas from Triple-A, Omaha
	Nate Esposito	Transferred to Rookie-level, Burlington
April 30	Corey Touts	Placed on 7-day disabled list
	John Brontsema	Transferred to Northwest Arkansas from Advanced-A, Wilmington
May 3	Luis Vasquez	Assigned to Northwest Arkansas after signed as a MiLB FA on 5/2
	Corey Ray	Transferred to Rookie-level, Idaho Falls
May 10	Alfredo Escalera	Placed on 7-day disabled list
	Brandon Downes	Transferred from Advanced-A, Wilmington to Northwest Arkansas
May 12	Jacob Bodner	Voluntarily retires
	Jared Ruxer	Transferred from Advanced-A, Wilmington to Northwest Arkansas
May 13	Glenn Sparkman	Transferred to Triple-A, Omaha
	Andres Machado	Transferred from Triple-A, Omaha to Northwest Arkansas
May 16	Sam Selman	Placed on 7-day disabled list
May 17	Samir Dunez	Placed on 7-day disabled list
May 18	Corey Touts	Reinstated from the 7-day disabled list
May 20	Luis Vasquez	Transferred to Triple-A, Omaha
	Michael Mariot	Signed as a Minor League free agent, assigned to Northwest Arkansas
May 23	Grant Gavin	Transferred from Advanced-A, Wilmington to Northwest Arkansas
	Jared Ruxer	Released by Kansas City
May 29	Jake Kalish	Transferred to Triple-A, Omaha
	Corey Touts	Transferred to Triple-A, Omaha
	Sam Selman	Reinstated from the 7-day disabled list
	Nate Esposito	Transferred to Northwest Arkansas
June 8	Michael Mariot	Transferred to Triple-A, Omaha
	Gabe Speier	Acquired from the Arizona Diamondbacks and assigned to Northwest Arkansas
June 15	Jake Kalish	Transferred to Northwest Arkansas from Triple-A, Omaha
	Sam Selman	Transferred to Triple-A, Omaha
June 16	Luis Villegas	Transferred to Triple-A, Omaha
	Xavier Fernandez	Transferred to Northwest Arkansas from Advanced-A, Wilmington
June 18	Kelvin Gutierrez	Acquired in a trade with the Washington Nationals and transferred to Northwest Arkansas
June 20	Brandon Downes	Traded to the Atlanta Braves
June 21	Donnie Dewees	Transferred to Triple-A, Omaha
	Jake Newberry	Transferred to Triple-A, Omaha
	Bryan Brickhouse	Transferred to Northwest Arkansas from Advanced-A, Wilmington
	Kort Peterson	Transferred to Northwest Arkansas from Advanced-A, Wilmington
June 25	Carlos Diaz	Transferred to AZL Royals for rehab assignment
June 26	Jake Kalish	Transferred to Triple-A, Omaha
	Arnaldo Hernandez	Transferred to Northwest Arkansas from Advanced-A, Wilmington
June 28	Nicky Lopez	Transferred to Triple-A, Omaha
	Khalil Lee	Transferred to Northwest Arkansas from Advanced-A, Wilmington
June 30	Corey Touts	Transferred to Northwest Arkansas from Triple-A, Omaha
	Nate Esposito	Transferred to Advanced-A, Wilmington
July 5	Zach Lovvorn	Transferred to Triple-A, Omaha
	Samir Duenez	Transferred to AZL Royals to begin MiLB rehab assignment
July 8	Dallas Beeler	Signed as a MiLB free agent, assigned to Northwest Arkansas
July 15	Arnaldo Hernandez	Transferred to Triple-A, Omaha
	Jace Vines	Transferred to Northwest Arkansas from Advanced-A, Wilmington
July 16	John Brontsema	Placed on 7-day disabled list
	Samir Duenez	Transferred to Northwest Arkansas
July 18	Grant Gavin	Placed on 7-day disabled list
	Cristian Castillo	Transferred to Northwest Arkansas from Advanced-A, Wilmington
	Alfredo Escalera	Transferred to AZL Royals to begin MiLB rehab assignment
July 19	Elier Hernandez	Transferred to Triple-A, Omaha
	Nick Heath	Transferred to Northwest Arkansas from Wilmington
July 23	Eric Skoglund	Assigned to Northwest Arkansas to begin MLB rehab assignment
	Dallas Beeler	Granted outright release
	Luis Lugo	Signed as MiLB free agent, assigned to Northwest Arkansas
July 24	Jesse Hahn	Assigned to Northwest Arkansas to begin MLB rehab assignment
	Blaine Boyer	Assigned to Northwest Arkansas to begin MLB rehab assignment

## 2018 TRANSACTIONS CONTIN.

<i>Date</i>	<i>Player</i>	<i>Transaction</i>
July 31	Bryan Brickhouse Grant Gavin	Placed on 7-day disabled list Reinstate from the 7-day disabled list
August 3	Alfredo Escalera	Reinstate from the 7-day disabled list
August 4	Bryan Brickhouse	Reinstate from the 7-day disabled list and transferred to Advanced-A, Wilmington
August 9	Pedro Fernandez Jon Perrin	Transferred to Triple-A, Omaha Acquired from the Milwaukee Brewers, assigned to Northwest Arkansas
August 19	Scott Barlow	Transferred to Northwest Arkansas
August 24	Scott Barlow	Transferred to Triple-A, Omaha
August 27	Rudy Martin	Transferred to Northwest Arkansas from Advanced-A, Wilmington
August 29	Rudy Martin	Transferred to Northwest Arkansas from Advanced-A, Wilmington
September 1	Nick Dini	Placed on the 7-day disabled list
	Logan Porter	Transferred to Northwest Arkansas from AZL Royals
September 3	Ian Kennedy	Assigned to Northwest Arkansas to continue MLB rehab assignment

## 2018 NATURALS FINAL ROSTER

### September 3 v. Arkansas Travelers (Seattle Mariners)

**Pitchers (13):** Scott Blewett, Cristian Castillo (L), Grant Gavin, Foster Griffin (L), Ian Kennedy (MLB Rehab), Luis Lugo (L), Andres Machado, Yunior Marte, Emilio Ogando (L), Jon Perrin, Walker Sheller, Gabe Speier (L), Franco Terrero, Jace Vines

**Catchers (2):** Xavier Fernandez, Logan Porter

**Infielders (6):** Samir Duenez (L), Jacksson Flores, Kelvin Guterrez, Alex Liddi, Erick Mejia (S), Corey Troups

**Outfielders (4):** Alfredo Escalera, Nick Heath, Anderson Miller (L), Kort Peterson (L)

**Disabled List (4):** John Brontsema, Nick Dini, Andrew Edwards, Khalil Lee

## NATURALS' BIRTHDAYS

JANUARY (3)			JUNE (4)			OCTOBER (2)		
17	Garrett Davila (22)		6	Bryan Brickhouse (27)		6	Nick Pratto (21)	
25	Nolan Watson (22)		11	Samir Duenez (23)		8	Taylor Featherston (30)	
31	Rudy Martin (23)		25	Nathan Esposito (26)		13	DJ Burt (24)	
			26	Khalil Lee (21)		28	Jacksson Flores (26)	
			29	Emmanuel Rivera (23)				
FEBRUARY (5)						NOVEMBER (3)		
2	Yunior Marte (25)					17	Daniel Lynch (23)	
	Andres Sotillet (22)					27	Nick Heath (26)	
	Franco Terrero (24)		6	Ofreidy Gomez (24)		29	M.J. Melendez (21)	
5	Carter Hope (24)		9	Jake Kalish (28)				
15	Meibrys Viloria (22)		10	Grant Gavin (24)				
			15	Xavier Fernandez (24)				
MARCH (1)			27	Nick Dini (26)		DECEMBER (9)		
3	Kyle Isbel (22)			Foster Griffin (24)		4	Daniel Duarte (23)	
22	Andrew Beckwith (24)					8	Gabriel Cancel (23)	
						13	John Brontsema (25)	
			AUGUST (5)					
			1	Vance Vizcaino (25)				
4	Conner Greene (24)		13	Emilio Ogando (26)				
10	Scott Blewett (23)		19	Gerson Garabito (24)				
12	Gabe Speier (24)		21	Chase Vallot (23)				
29	Kort Peterson (25)							
			SEPTEMBER (4)					
			4	Jace Vines (25)				
6	Anderson Miller (25)		8	Josh Mitchell (25)				
20	Franco Terrero (23)		10	Blake Perkins (23)				
21	Walker Sheller (24)		25	Cristian Castillo (25)				
24	Marten Gasparini (22)		29	Travis Jones (24)				
26	Zach Lovvorn (24)							

\* age indicated is what player will turn on that date in 2019.

# NATURALS VISIT ARKANSAS CHILDREN'S - NORTHWEST



View from the top floor of Arkansas Children's Hospital - Northwest looking towards Arvest Ballpark. Photo: Roxanne Grundmeier.



Picture Left-to-Right: Erick Mejia, Anderson Miller, Yunior Marte, Nicky Lopez, Jecksson Flores, Donnie Dewees, Elier Hernandez, Franco Terrero and Jake Kalish. Photo: Roxanne Grundmeier.



# HISTORY

# NATURALS HALL OF FAME

## HISTORY OF NATURALS HALL OF FAME

Established in 2013, the Naturals' Hall of Fame is meant to honor individuals or an extraordinary group of players who have made exceptional contributions on the field to the Naturals' organization.

Year	Inductee(s)	Position
2013	Clint Robinson	First Baseman/Designated Hitter
2014	Brian Poldberg	Manager
2015	Mike Moustakas	Third Baseman
2016	Eric Hosmer	First Baseman
2017	"Season 10" Team	A 17-man roster
2018	Salvador Perez	Catcher



Clint Robinson

Northwest Arkansas (1 year)

### CLINT ROBINSON

First Baseman, 2010 (Inducted 2013)

**Clint Robinson** is arguably the greatest Natural in the franchise's history. Drafted in the 25<sup>th</sup>-round in 2007 by Kansas City, Robinson produced one of the greatest, single-season performances in Texas League history becoming just the third player to win the Triple Crown. The Dothan, Ala. native yielded a slashline of .335/.410/.625, clubbed 29 home runs and drove in 98 runs en route to the Naturals' first ever Texas League Championship. Robinson made his Major League debut for the Royals in 2012 and later appeared in the big leagues with the Los Angeles Dodgers and Washington Nationals.

AVG	GM	AB	R	H	2B	3B	HR	RBI	OBP	SLG
.335	129	548	90	160	41*	5	29	98*	.410	.625*



Brian Poldberg

Northwest Arkansas (6 years)

### BRIAN POLDBERG

Manager, 2008-2013 (Inducted 2014)

**Brian "Poley" Poldberg** was the right man to lead the inaugural Northwest Arkansas Naturals in 2008 and solidified his spot with six years as the skipper. The 2010 Texas League Manager of the Year led the Naturals to four straight Texas League postseason appearances from 2008 to 2011 while his club was the outright North Division Champion for both the first and second halves of the 2010 championship season. Poldberg finished with 495 career victories in Northwest Arkansas and won more games during his six year span than any Texas League manager in that time.

League	GM	W	L	WP	Finish
TL North	980	495	485	.505	2010 TL Championship 2010 TL 1st Half North 3 TL 2nd Half North



Mike Moustakas

Northwest Arkansas (1 year)

### MIKE MOUSTAKAS

Third Baseman, 2010 (Inducted 2015)

**Mike Moustakas** spent just 66 short games in a Naturals uniform, but produced one of the greatest single-seasons in Texas League history. The Northridge, Calif. native became the second Natural to garner Texas League Player of the Year honors hitting .347 with 21 home runs and 76 RBI. "Moose" averaged a home run every 12.3 at-bats with 17 coming at Arvest Ballpark. Moustakas made his MLB debut in Kansas City in June, 2011 and helped the Milwaukee Brewers to National League Central title in 2018.

AVG	GM	AB	R	H	2B	3B	HR	RBI	OBP	SLG
.347	66	259	58	90	25	0	21	76	.413	.687



Eric Hosmer

Northwest Arkansas (1 year)

### ERIC HOSMER

First Baseman, 2010 (Inducted 2016)

**Eric Hosmer** produced some of the biggest moments in Naturals history playing in just 50 games in 2010. The Cooper City, Fla. native made his biggest impact during the 2010 Championship run in the Divisional Championship Series against the Springfield Cardinals. With Springfield leading the series, two games to one, Hosmer belted a go-ahead two-run home run to force a deciding Game 5 in an eventual series win for Northwest Arkansas en route to winning the Texas League crown. Hosmer made his MLB debut with Kansas City in May, 2011 and now plays for the San Diego Padres.

AVG	GM	AB	R	H	2B	3B	HR	RBI	OBP	SLG
.313	55	195	39	61	14	3	13	35	.365	.615

## NATURALS HALL OF FAME

# SEASON 10

1.	Johnny Giavotella	2B	<b>EXTRA MEN</b>	
2.	Paulo Orlando	OF	Whit Merrifield	Utiliy
3.	Mike Moustakas	3B	<b>PITCHERS</b>	
4.	Wil Myers	OF	Jake Odorizzi	RHP
5.	Eric Hosmer	1B	Will Smith	LHP
6.	Salvador Perez	C	Yordano Ventura	RHP
7.	Clint Robinson	DH	Chris Hayes	RHP
8.	Jorge Bonifacio	OF	Kelvin Herrera	RHP
9.	Adalberto (Raul) Mondesi	SS	Greg Holland	RHP
	Danny Duffy (L)	SP		

*The Nationals honored 17 of the most outstanding players in franchise history to commemorate the 10th Anniversary of the Northwest Arkansas Nationals. The proud fan-base of Northwest Arkansas voted to elect the above to the "Season 10" team.*



### SALVADOR PEREZ

Catcher, 2011 (Inducted 2018)

From the outset of 2011, then-20 year-old **Salvador Perez** displayed great hands, superb reflexes and a cannon-like arm. In three months, "Salvy" threw out nearly 48-percent of base runners while the rest of the catchers in the Texas League averaged a 27-percent rate. By the end of July, Perez began to contribute with the bat. He collected 10 hits in his final 16 at-bats for the Nationals, including three home runs (two grand-slams) and totaled 15 RBIs. He spent two weeks in Triple-A, Omaha and debuted in August, 2011 with the Kansas City Royals batting .331 over 39 games.

Salavador Perez	AVG	GM	AB	R	H	2B	3B	HR	RBI	OBP	SLG
Northwest Arkansas (1 year)	.283	79	286	35	81	14	0	9	43	.329	.427



# NATURALS ALL-TIME ROSTER

A (11)		
ABREU, Juan-RHP	2009	
ADAM, Jason-RHP	2013-14, 2017-18	
ADAMS, Lane-OF	2013-15	
ALDRIDGE, Cory-OF	2008	
ALEXANDER, Scott-LHP	2013-14	
ALMONTE, Miguel-RHP	2015-17	
ALVAREZ, Matt-RHP	2016	
AOKI, Nori-OF	2014*	
ATENCIO, Greg-RHP	2008	
ARGUELLES, Noel-LHP	2012-14	
ARTEAGA, Humberto-INF	2016-17	
B (26)		
BAEZ, Angel-RHP	2014	
BAEZ, Manauris-RHP/INF	2011	
BALE, John-LHP	2008*, 2009*	
BARLOW, Scott-RHP	2018	
BARREIRA, Henry-RHP	2010-11	
BARTSCH, Kyle-LHP	2016	
BASURTO, Eric-RHP	2011	
BAUMANN, Buddy-LHP	2011-13	
BEAL, Evan-RHP	2016-17	
BEELER, Dallas-RHP	2018	
BERGMANN, Jason-RHP	2013	
BETANCOURT, Yuniesky-INF	2009*, 2012*	
BIANCHI, Jeff-INF	2009, 2011	
BIANUCCI, Mike-OF	2015	
BILLO, Greg-RHP	2014	
BINFORD, Christian-RHP	2014-17	
BLEWETT, Scott-RHP	2018	
BOCOCK, Brian-INF	2014	
BODNER, Jacob-RHP	2018	
BONIFACIO, Jorge-OF	2013-15	
BOWDEN, Barry-RHP	2010	
BOYER, Blaine-RHP	2018*	
BRICKHOUSE, Bryan-RHP	2018	
BRONTSEMA, John-INF	2018	
BROOKS, Aaron-RHP	2013	
BUCHHOLZ, Clay-RHP	2018	
C (25)		
CAIN, Lorenzo-OF*	2012	
CALDERA, Alex-RHP	2010	
CALIXTE, Orlando-INF	2013-14, 2016	
CANHAM, Mitch-INF	2013	
CARAMO, Yender-RHP	2016	
CARL, Edwin-RHP	2013	
CASTANEDA, Federico-RHP	2009-10	
CASTILLO, Cristian-LHP	2018	
CEVETTE, Dan-LHP	2009	
CHAPMAN, Ethan-OF	2014-15	
CHAPMAN, Kevin-LHP	2011	
CHAVEZ, Chris-RHP	2009-10	
CHEN, Bruce-LHP	2011, 2014	
CLARK, Cody-C	2008-09	
CLEMENS, Paul-RHP	2015	
COLEMAN, Dusty-INF	2010	
COLEMAN, Louis-RHP	2015	
COLON, Christian-INF	2011-12, 2014	
COLON, Roman-RHP	2008	
CORDERO, Estarlin-LHP	2016	
CORTES, Dan-RHP	2008-09	
COSTA, Shane-OF	2010	
CRIST, Kyle-RHP	2008-09	
CROW, Aaron-RHP	2010, 2014	
CULVER, Malcom-RHP	2013-15	
CUTHBERT, Cheslor-INF	2013-14	
D (23)		
DAVIES, Kyle-RHP*	2011	
DAVIS, Logan-INF	2014-15	
DE LA ROSA, Anderson-C	2015	
DE LA CRUZ, Julio-RHP	2008	
DE LA VARA, Gilbert-LHP	2008-09	
DE SAN MIGUEL, Allan-C	2016-17	
DENNICK, Ryan-LHP	2011-12	
DEWEES, Donnie-OF	2017-18	
DIAZ, Carlos-INF	2016-17	
DICKERSON, Joe-OF	2009	
DIEKROEGER, Kenny-INF	2015	
DINI, Nick-C	2017-18	
DOBIES, Andrew-LHP	2011-12	
DONACHIE, Adam-C	2008	
DOWNE, Brandon-OF	2018	
DOZIER, Hunter-INF	2014-17	
DUARTE, Jose-INF	2008-09	
DUENEZ, Samir-INF/DH	2016-18	
DUFFY, Danny-LHP	2010, 2013*	
DUNCAN, Eric-INF	2012	
DWYER, Chris-LHP	2010-12	
DYSON, Jarrod-OF	2009-10	
DZIEDZIC, Jonathan-LHP	2015	

E (8)		
EDWARDS, Andrew-RHP	2016-17	
EIBNER, Brett-OF	2013	
EIGSTI, Ryan-C	2010-11	
ESPINAL, Yowill-INF	2012, 2014	
ESPOSITO, Nate-C	2018	
ESCALERA, Alfredo-OF	2016-18	
EVANS, Terry-OF	2012	
EVANS, Zane-C	2015-17	
F (17)		
FALLU, Irving-INF	2008	
FARRELL, Luke-RHP	2014-15	
FARNSWORTH, Kyle-RHP	2009*	
FASSOLD, Cody-RHP	2014	
FERGUSON, Andy-RHP	2013-17	
FERNANDEZ, Pedro-RHP	2016-18	
FERNANDEZ, Xavier-C	2018	
FIELDS, Josh-INF/OF	2010*	
FIELDS, Matt-INF/DH	2013	
FINNEGAN, Brandon-LHP	2014-15	
FLETCHER, Brian-OF	2012-14	
FLORES, Jackson-INF/OF	2018	
FRANCIS, Nick-OF	2011	
FRANCO, Angel-INF	2013-15	
FULMAYOR, Balbino-DH/1B	2015	
FUCHINO, Jeff-RHP	2008	
FURCAL, Rafael-INF	2015	
G (17)		
GALLAGHER, Cam-C	2016	
GARCIA, Carlos-OF	2016	
GARCIA, Edgar-RHP	2011	
GARCIA, Onelki-LHP	2017	
GARRIDO, Santiago-RHP	2013	
GAVIN, Grant-RHP	2018	
GIAMOTELLA, Johnny-INF	2010	
GIBBS, Micah-C	2014-15	
GODIN, Jason-RHP	2009*, 2016*	
GORDON, Jeff-OF	2015-17	
GOULDEAU, Ashton-RHP	2016-17	
GRATERO, Juan-C	2013-14	
GREEN, Patrick-RHP	2008	
GRIFFIN, Foster-LHP	2012-18	
GUTIERREZ, JC-RHP	2017	
Gutierrez, Kelvin-INF	2018	
H (17)		
HAHN, Jesse-RHP	2018*	
HAMULACK, Tim-LHP	2008	
HARDY, Blaine-LHP	2010-12	
HARDY, Rowdy-LHP	2009-10	
HAYES, Chris-RHP	2008-09	
HARTSOCK, Aaron-RHP	2008-09	
HEATH, Nick-OF	2018	
HERNANDEZ, Arnaldo-RHP	2018	
HERNANDEZ, Elmer-OF	2017-18	
HERNANDEZ, Roman-OF	2013	
HERRERA, Kelvin-RHP	2011, 2013*	
HILL, Tim-LHP	2015-2017	
HOLLAND, Greg-RHP	2009, 2012*	
HOLLINGSWORTH, Ethan-RHP	2012	
HOSMER, Eric-INF	2010	
HOWELL, Jeff-C	2009-10	
HUGHES, Dusty-LHP	2008	
I (7)		
JACKSON, Zach-LHP	2013	
JEFFRESS, Jeremy-RHP	2011-12	
JENKINS, Ryan-C	2012	
JOHNSON, Blake-RHP	2008-11	
JOHNSON, Josh-INF	2009	
JONES, Cody-OF	2017	
JUNIS, Jakob-RHP	2015-16	
K (8)		
KATIHUE, Kila-1B	2008	
KALISH, Jake-LHP	2017-18	
KEATING, Patrick-RHP	2010-12	
KECK, Jon-LHP	2012-13	
KENDALL, Jason-C	2012	
KENNEDY, Ian-RHP	2018*	
KNIGINYKY, Matt-RHP	2009	
KOUZMANOFF, Kevin-INF	2012	
L (17)		
LAFFERTY, Brendan-LHP	2011-12	
LAMB, John-LHP	2010-11	
LEBRON, Willy-RHP	2011	
LEE, Khalid-OF	2018	
LEREW, Anthony-RHP	2009	
LIBERTO, Michael-INF	2012	
LIDDI, Alex-UTL	2015, 2018	
LISSON, Mario-INF	2008-09, 11-12	
LLANOS, Alex-OF	2013	

(L continued)		
LOPEZ, Jack-INF	2016-17	
LOPEZ, Nicky-INF	2017	
LOUGH, David-OF	2009	
LOWERY, Devon-RHP	2008	
LOVELADY, Richard-LHP	2017	
LOVVORN, Zach-RHP	2017-18	
LUGO, Luis-LHP	2018	
LUCAS, Ed-INF	2008-09	
M (34)		
MACHADO, Andres-RHP	2017-18	
MADDOX, Marc-INF	2008-09	
MAIER, Mitch-OF	2014	
MANAEA, Sean-LHP	2015	
MARIMON, Sugar Ray-RHP	2012-14	
MARIOT, Michael-RHP	2012, 2018	
MARKS, Justin-RHP	2012-13	
MARTE, Victor-RHP	2009	
MARTE, Yunior-RHP	2017-18	
MARTIN, Rudy-INF	2018	
MC CARTHY, Kevin-RHP	2015-16	
MCCLURE, Alex-INF	2012-13	
MCCONNELL, Chris-INF	2009-10	
MC FALL, Brian-C	2008-09	
MEJIA, Ernesto-1B	2010	
MECHE, Gil-RHP	2010*	
MEDLEN, Kris-RHP	2015, 2016*	
MEJIA, Erick-INF/OF	2018	
MELVILLE, Tim-RHP	2012, 2014	
MERRIFIELD, Whit-UTL	2012-14	
MERTINS, Kurt-INF	2009-12	
MILDREN, Paul-RHP	2008	
MILLER, Anderson-OF	2017-18	
MILLS, Alec-RHP	2016	
MINER, Zach-RHP	2011	
MINOR, Mike-LHP	2016*	
MONDESI, Raul-INF	2015-16	
MONTGOMERY, Mike-LHP	2010, 2012	
MOON, Logan-OF	2016-17	
MORIN, Parker-C	2014-15, 2017	
MOUSTAKAS, Mike-INF	2010, 2016*	
MOZINGO, Harold-RHP	2011	
MURRAY, Matt-RHP	2014-15	
MYERS, Will-OF	2011-12	
N (6)		
NAVARRO, Rey-INF	2011-13	
NESSY, Santiago-C	2015	
NEWBERRY, Jake-RHP	2017-18	
NICOLL, Chris-RHP	2008-09	
NILAN, Aroni-RHP	2014-16	
NORIEGA, Gabriel-INF	2015	
O (7)		
O'HEARN, Ryan-1B/OF	2016-17	
ODORIZZI, Jake-LHP	2011-12	
OGANDO, Emilio-LHP	2017-2018	
ORLANDO, Paulo-OF	2010-12, 2017*	
ORVELLA, Chad-RHP	2009	
OSUNA, Edgar-LHP	2010-11	
OVIDO, Juan Carlos-RHP*	2008	
P (20)		
PARRAZ, Jordan-OF	2009	
PAUKOVITS, Bryan-RHP	2012	
PAULINO, Eduardo-RHP	2010-11	
PAULINO, Felipe-RHP*	2012, 2013	
PATTON, Spencer-RHP	2013	
PENA, Hassan-RHP	2014	
PEREZ, Kevin-RHP	2014	
PEREZ, Salvador-C	2011, 2018*	
PERRIN, Jon-RHP	2018	
PETERSON, Kort-OF	2018	
PETERSON, Mark-RHP	2014-17	
PETERSON, Matt-RHP	2008	
PIMENTEL, Elissau-RHP	2011-12	
PIMENTEL, Julio Casar-RHP	2008	
PINA, Manny-C	2010-13	
PLUMMER, Jarod-RHP	2008	
PORTER, Logan-C	2018	
POUNDERS, Brooks-RHP	2013, 2015	
PROADES, Yem-OF	2012-13	
PRUNEDA, Benino-RHP	2015-16	
R (19)		
RAMIREZ, Max-INF	2014	
RAMOS, Mauricio-INF	2016-17	
RAY, Corey-RHP	2017-18	
REDMAN, Reid-RHP	2015-17	
REED, Cody-LHP	2015	
RICHARDSON, Juan-INF	2008	
RICO, Luis-LHP	2015, 2017	
RIDINGS, Matt-RHP	2013	
RINCON, Edison-OF	2013-14	

# NATURALS ALL-TIME ROSTER CONTIN.

(R CONTINUED)		(S CONTINUED)		MANAGERS (4)	
<b>ROBINSON, Clint-1B</b>	<b>2010</b>	SUERO, OVANDY-OF	2008	KENNEDY, Darryl	2019
<b>ROBINSON, Derrick-OF</b>	<b>2010-11</b>	SULBARAN, JC-RHP	2012-15	POLDBERG, Brian	2008-13
RODRIGUEZ, Julio-C	2012	SUOMI, JOHN-C	2009	ROJAS, Mike	2018
<b>RODRIGUEZ, Wilking-RHP</b>	<b>2014</b>	SWAGGERTY, BEN-RHP	2009	WILSON, Vance	2014-17
ROGERS, Nick-RHP	2012-13	<b>T (13)</b>		<b>HITTING COACHES (8)</b>	
ROLLINS, Heath-RHP	2011	<b>TEAFORD, EVERETT-RHP</b>	<b>2009-10</b>	BRADSHAW, Terry	2009-12
<b>ROMAK, Jamie-INF</b>	<b>2010-11</b>	TEJEDA, ROBINSON-RHP*	2009	BUCHANAN, Brian	2016
ROSA, Carlos-RHP	2008	TENUITA, MATT-LHP	2017	DAVID, Andre	2014
RUINION, Sam-RHP	2012-13	TERRERO, Franco-RHP	2018	GREGG, Tommy	2008
RUXER, Jared-RHP	2017-18	TESTA, CARLO-OF	2012-13	LIRIANO, Nelson	2013
<b>S (30)</b>		THERIOT, BEN-C	2010-12	MOORE, Brandon	2015
SALCEDO, Edward-INF/OF	2015	THRELKELD, MARK-1B	2014	NUNEZ, Abraham	2019
<b>SANCHEZ, Angel-INF</b>	<b>2008</b>	THIBAUT, KIEL-C	2008	ROBERTS, Leon	2017-18
SANCHEZ, Jose-INF/OF	2017	<b>TORRES, RAMON-INF</b>		<b>PITCHING COACHES (4)</b>	
SANTIAGO, Mario-RHP	2010-11	TOUPS, COREY-INF/OF	2016-18	BROWER, Jim	2013-15
SCHLEHUBER, Jared-INF	2014	TRAPP, JUSTIN-INF/OF	2014	CARTER, Larry	2008-12
SCHOOP, Sharlon-INF	2012	TREANOR, MATT-C*	2011	HENRY, Doug	2019
SCHWINDEL, Frank-1B	2015-17	<b>TRIGGS, ANDREW-RHP</b>	<b>2013-14</b>	LUEBBER, Steve	2016-2018
SELMAN, Sam-LHP	2014-18	<b>V (9)</b>		<b>BULLPEN COACHES (1)</b>	
SERATELLI, Anthony-INF	2010-11	VALENTIN, Geraldo-UTL	2008	STETTER, Mitch	2014
SEXTON, Tim-RHP	2012	VAN STRATTEN, Nick-OF	2010-12	<b>BENCH COACHES (3)</b>	
SHELLER, Walker-RHP	2017-18	VARGAS, Jason-LHP*	2015, 2016	LIRIANO, Nelson	2019
SISK, Brandon-RHP	2010-11	VASQUEZ, Luis-RHP	2018	NELSON, Chris	2018
<b>SKOGLUND, Eric-LHP</b>	<b>2016-17, 2018*</b>	<b>VENTURA, Yordano-RHP</b>	<b>2012-13</b>	SCHLEHUBER, Jared	2017
SMITH, Corey-INF	2009	VERDUGO, Ryan-LHP	2013	<b>TRAINERS (3)</b>	
SMITH, Tim-OF	2010-11	VILLA, Kelvin-LHP	2010	DELUCCI, Chris	2008
<b>SMITH, Will-LHP</b>	<b>2010-11</b>	VILLEGAS, Luis-C	2016, 2018	KEMP, Justin	
SENCION, CARLOS-LHP	2009	VOIZ, Kendal-RHP	2011-12	KOYANAGI, Masa	2012-18
SOSA, RUBEN-INF/OF	2017	<b>W (6)</b>		MEDINA, Tony	2010-11
<b>SPARKMAN, GLENN-RHP</b>	<b>2015-18</b>	WALTERS, Zach-INF	2017	<b>STRENGTH COACHES (7)</b>	
SPEIER, Gabe-LHP	2018	WHITE, Cole-RHP	2013	ABELL, Jarret	2017-18
STARLING, BUBBA-RHP	2015	WHITTELMAN, Johnny-1B	2012	DINE, Nate	2013
STAUMONT, JOSH-RHP	2016-17	WILLIAMS, Ali-RHP	2014-15	DRIGGERS, Austin	2014-16
<b>STOUT, ERIC-LHP</b>	<b>2015-16</b>	WILSON, Vance-C	2009	GILMORE, Will	2019
<b>STRAHM, MATT-LHP</b>	<b>2016</b>	<b>WOOD, Blake-RHP</b>	<b>2008-09, 2014</b>	GREANY, Joey	2010-11
STRAIT, CODY-OF	2009	<b>Z (1)</b>		LIVELY, Niz	2008-09
<b>STUMPF, DANIEL-LHP</b>	<b>2015-16</b>	ZIMMER, Kyle-RHP	2013, 2015-17	TIMKE, George	2012

The All-Time Roster includes all 315 players who has been in at least one Texas League game with the Naturals since 2008.

**68 players have debuted in the MLB following a stint with the Naturals**

**5 made MLB debut in 2018, all with Kansas City.**

**KEY:**

**BOLD ITALICS:** MLB debut post-NWA

**BOLD:** MLB debut prior to NWA

\*Appeared on MLB Rehab

\*Played under assumed name of Leo Nunez

## ALL-STAR SELECTIONS

<b>2008</b>	Kila Ka'aihue	1B*	<b>2013</b>	Orlando Calixte	SS*	<b>2018</b>	Nick Dini	C
	Juan Richardson	DH*		Matt Fields	DH		Jecksson Flores	3B*
	Angel Sanchez	INF		Roman Hernandez	RF*		Nicky Lopez	SS*
	Ovandy Suero	OF		Angel Franco	INF		Erick Mejia	2B*
	Dan Cortes	RHP		Rey Navarro	INF		Elier Hernandez	LF
	Dusty Hughes	LHP		Mitch Canham	C		Scott Blewett	RHP
	Blaker Johnson	RHP		Yordano Ventura	RHP		Foster Griffin	LHP
				Santiago Garrido	RHP		Zach Lovvorn	RHP
<b>2009</b>	Corey Smith	3B*	<b>2014</b>	Lane Adams CF*			Jake Newberry	RHP
	Jordan Parraz	OF*		Jorge Bonifacio	RF*	<b>POSTSEASON ALL-STAR</b>	Emilio Ogando	LHP
	Kurt Mertins	INF		Cheslor Cuthbert	3B*		Walker Scheller	RHP
	Cody Strait	INF		Orlando Calixte	INF	<b>2008</b>	Kila Ka'aihue	1B
	Greg Holland	RHP		Whit Merrifield	INF		Dan Cortes	RHP
				Andrew Triggs	RHP			
<b>2010</b>	Johnny Giavotella	2B*	<b>2015</b>	Jorge Bonifacio	OF*	<b>2010</b>	Clint Robinson	1B
	Mike Moustakas	3B*		Balbino Fuenmayor	1B*		Johnny Giavotella	2B
	Clint Robinson	DH*		Mike Bianucci	OF		Mike Moustakas	3B
	Paulo Orlando	RF*		Angel Franco	2B		Paulo Orlando	OF
	Derrick Robinson	CF*		Terrance Gore	OF		Derrick Robinson	OF
	Chris McConnell	INF		Alex Liddi	3B			
	Tim Smith	OF		J.C. Sulbaran	RHP	<b>2011</b>	Salvador Perez	C
	Mario Santiago	RHP	<b>2016</b>	Mauricio Ramos	3B*	<b>2014</b>	Andy Ferguson	RHP
	Louis Coleman	RHP		Frank Schwindel	1B			
	Brandon Sisk	LHP		Jake Junis	RHP	<b>2015</b>	Jonathan Dziedzic	LHP
	Edgar Osuna	LHP		Kevin McCarthy	RHP		Balbino Fuenmayor	1B
	Mike Montgomery	LHP		Alec Mills	RHP	<b>2016</b>	Eric Skoglund	LHP
<b>2011</b>	Anthony Seratelli	2B*	<b>2017</b>	Humberto Arteaga*	SS		Jake Junis	RHP
	Salvador Perez	C		Samir Duenuez*	1B			
	Jeff Bianchi	INF		Jack Lopez*	2B			
	Wil Myers	OF		Pedro Fernandez	RHP			
	Buddy Baumann	LHP		Jake Newberry	RHP			
	Kelvin Herrera	RHP		Sam Selman	LHP			
<b>2012</b>	Carlo Testa	LF*						
	Yem Prades	RF*						
	Mario Lisson	INF						
	Christian Colon	INF						
	Patrick Keating	RHP						
	Justin Marks	LHP						

# AWARD WINNERS

## NATURALS TEXAS LEAGUE PLAYER OF THE WEEK AWARDS

Texas League Player of the Week (31)	
July 7, 2008.....	Kila Ka'aihue
Aug. 25, 2008.....	Juan Richardson
June 1, 2009.....	Cory Aldridge
June 22, 2009.....	Kurt Mertins
June 29, 2009.....	Jeff Bianchi
July 20, 2009.....	Ed Lucas
Aug. 31, 2009.....	Jeff Bianchi
April 19, 2010.....	Cody Clark
May 17, 2010.....	Mike Moustakas
July 5, 2010.....	Mike Moustakas
Aug. 9, 2010.....	Clint Robinson
Aug. 30, 2010.....	Clint Robinson
May 9, 2011.....	Nick Van Stratten
July 18, 2011.....	Salvador Perez
April 23, 2012.....	Wil Myers
April 15, 2013.....	Brett Eibner
June 3, 2013.....	Brian Fletcher
June 24, 2013.....	Whit Merrifield
July 8, 2013.....	Brett Eibner
July 22, 2013.....	Brian Fletcher
June 26, 2014.....	Cheslor Cuthbert
June 23, 2014.....	Lane Adams
Aug. 4, 2014.....	Juan Graterol
April 27, 2015.....	Balbino Fuenmayor
May 11, 2015.....	Balbino Fuenmayor
June 29, 2015.....	Alex Liddi
June 20, 2016.....	Frank Schwindel
June 5, 2017.....	Donnie Dewees
June 26, 2017.....	Donnie Dewees
May 21, 2018.....	Elier Hernandez
August 13, 2018.....	Anderson Miller

Texas League Pitcher of the Week (25)	
April 21, 2008.....	Carlos Rosa
June 2, 2008.....	Blake Wood
Aug. 25, 2008.....	Blake Wood
April 8, 2010.....	Federico Castaneda
April 19, 2010.....	Edgar Osuna
June 21, 2010.....	Louis Coleman
June 28, 2010.....	Mario Santiago
Aug. 23, 2010.....	John Lamb
May 9, 2011.....	Will Smith
May 23, 2011.....	Buddy Baumann
April 30, 2012.....	Jake Odorizzi
May 7, 2012.....	Chris Dwyer
July 30, 2012.....	Ethan Hollingsworth
May 6, 2013.....	Yordano Ventura
June 24, 2013.....	Brooks Pounders
July 22, 2013.....	Aaron Brooks
July 7, 2014.....	Jason Adam
July 14, 2014.....	Andy Ferguson
May 11, 2015.....	Miguel Almonte
July 20, 2015.....	Cody Reed
May 23, 2016.....	Jake Junis
June 13, 2016.....	Alec Mills
August 1, 2016.....	Daniel Stumpf
June 19, 2017.....	Foster Griffin
August 6, 2018.....	Scott Blewett

## KANSAS CITY ROYALS ORGANIZATIONAL AWARDS

### WON BY NATURALS

George Brett Award (organization's top hitter)	
2008.....	Kila Ka'aihue
2009.....	David Lough
2010.....	Mike Moustakas
2012.....	Wil Myers
2013.....	Lane Adams
2014.....	Whit Merrifield
2016.....	Hunter Dozier
2017.....	Frank Schwindel
2018.....	Nicky Lopez
Paul Splittorff Award (organization's top pitcher)	
2009.....	Dan Cortes
2010.....	John Lamb
2011.....	Kelvin Herrera
2012.....	Jake Odorizzi
2013.....	Yordano Ventura
2014.....	Christian Binford
2015.....	Jonathan Dzielizic
2016.....	Jake Junis
2017.....	Foster Griffin

Mike Sweeney Award (represents KC on and off field)	
2012.....	Alex McClure
2014.....	Malcom Culver
2015.....	Parker Morin
2016.....	Logan Moon
2017.....	Elier Hernandez
Willie Wilson Award (organization's top baserunner)	
2010.....	Derrick Robinson
2011.....	Anthony Seratelli
2015.....	Terrance Gore
2018.....	Nick Heath
Frank White Award (organization's top defender)	
2015.....	Bubba Starling
2016.....	Cam Gallagher
2017.....	Nicky Lopez
Dick Howser Award (organization's most outstanding player development person)	
2016.....	Vance Wilson

## VARIOUS OTHER AWARDS

Texas League Player of the Year	
2008	Kila Ka'aihue, First Baseman
2010	Mike Moustakas, Third Baseman
Texas League Manager of the Year	
2010	Brian Poldberg
Mike Coolbaugh Coach of the Year	
2008	Larry Carter
2012	Terry Bradshaw
Texas League Organization of the Year	
2012	Northwest Arkansas Naturals
Texas League Executive of the Year	
2008	Eric Edlestein, General Manager

Matt Minker Award Winner	
2011	Eric Edlestein, General Manager
2016	Justin Cole, General Manager
Texas League All-Star Game MVP	
2009	Corey Smith, Infielder
2015	Jorge Bonifacio, Outfielder
Baseball America Player of the Year	
2012	Wil Myers, Outfielder
Baseball America Bob Freitas Award	
2012	Northwest Arkansas Naturals
Sporting News MiLB Hitter of the Year	
2010	Mike Moustakas, Third Baseman

# OPENING DAY LINE-UPS

## 2008 at San Antonio, 6-4 Win

1. Jose Duarte, CF
2. Angel Sanchez, SS
3. Mario Lisson, 3B
4. Juan Richardson, DH
5. Kila Ka'aihue, 1B
6. Marc Maddox, 2B
7. Brian McFall, RF
8. Gerald Valentini, LF
9. Kiel Thibault, C
- SP Carlos Rosa, RHP

## 2009 at San Antonio, 7-2, Loss

1. Jose Duarte, CF
2. Joe Dickerson, LF
3. Mario Lisson, SS
4. Cody Strait, DH
5. Corey Smith, 3B
6. Jordan Parraz, RF
7. Brian McFall, 1B
8. Kurt Mertins, 2B
9. John Suomi, C
- SP Dan Cortes, LHP

## 2010 vs. San Antonio, 5-1, Win

1. Derrick Robinson, CF
2. Johnny Givotella, 2B
3. Clint Robinson, 1B
4. Ernesto Mejia, DH
5. Nick Van Stratten, RF
6. Tim Smith, LF
7. Manny Pina, C
8. Kurt Mertins, 3B
9. Chris McConnell, SS
- SP Aaron Crow, RHP

## 2011 vs. San Antonio, 3-2, Loss

1. Derrick Robinson, CF
2. Christian Colon, SS
3. Wil Myers, RF
4. Jamie Romak, DH
5. Jeff Bianchi, 2B
6. Salvador Perez, C
7. Kurt Mertins, 3B
8. Anthony Seratelli, 1B
9. Nick Van Stratten, LHP
- SP Chris Dwyer, RHP

## 2012 at Corpus Christi, 9-0, Loss

1. Rey Navarro, 2B
2. Christian Colon, SS
3. Wil Myers, RF
4. Johnny Whittleman, 1B
5. Mario Lisson, 3B
6. Yem Prades, CF
7. Carlo Testa, LF
8. Terry Evans, DH
9. Ben Theriot
- SP Chris Dwyer, RHP

## 2013 vs. Midland, 11-0, Loss

1. Brett Eibner, CF
2. Orlando Calixte, SS
3. Brian Fletcher, DH
4. Matt Fields, 1B
5. Yem Prades, RF
6. Manny Pina, C
7. Whit Merrifield, LF
8. Alex McClure, 2B
9. Rey Navarro, 3B
- SP Noel Arguelles, LHP

## 2014 at Frisco, 3-1, Win (7 innings)

1. Lane Adams, CF
2. Whit Merrifield, LF
3. Jorge Bonifacio, RF
4. Cheslor Cuthbert, 3B
5. Jared Schlehuber, 1B
6. Edinson Rincon, DH
7. Angel Franco, SS
8. Parker Morin, C
9. Justin Trapp, 2B
- SP Andy Ferguson, RHP

## 2015 at Midland, 10-5, Loss

1. Lane Adams, CF
2. Raul Mondesi, SS
3. Jorge Bonifacio, RF
4. Alex Liddi, 1B
5. Hunter Dozier, 3B
6. Mike Bianucci, DH
7. Angel Franco, 2B
8. Anderson De La Rosa, C
9. Terrance Gore, LF
- SP Miguel Almonte, RHP

## 2016 v. Frisco, 2-0, Loss

1. Ramos Torres, 2B
2. Raul Mondesi, SS
3. Bubba Starling, CF
4. Hunter Dozier, 3B
5. Orlando Calixte, RF
6. Zane Evans, C
7. Mauricio Ramos, DH
8. Frank Schwindel, 1B
9. Carlos Garcia, LF
- SP Alec Mills, RHP

## 2017 v. San Antonio, 4-0, Loss

1. Donnie Dewees, CF
2. Alfredo Escalera, LF
3. Samir Duenez, 1B
4. Frank Schwindel, DH
5. Mauricio Ramos, 3B
6. Humberto Arteaga, SS
7. Zane Evans, C
8. Logan Moon, RF
9. Jack Lopez, 2B
- SP Zach Lovvorn, RHP

## 2018 v. Corpus Christi, 5-4, Win

1. Nicky Lopez, SS
2. Erick Mejia, 2B
3. Alfredo Escalera, LF
4. Samir Duenez, 1B
5. Elmer Hernandez, RF
6. Donnie Dewees, CF
7. Corey Toups, 3B
8. Anderson Miller, DH
9. Nate Esposito, C
- SP Foster Griffin, LHP

## OPENING DAY LINE-UP FIGURES

### OFFENSIVE NUMBERS:

- Most Starts:** Kurt Mertins, 3 starts  
**Most At-Bats:** 5, Many Players, last: Alfredo Escalera, April 5, 2018 v. Corpus Christi  
**Most Hits:** 3, Three Players, last: Mike Bianucci/Hunter Dozier, April 9, 2015 at Midland  
**Most Runs:** 2, Three players, last: Samir Duenez, April 5, 2018 v. Corpus Christi  
**Most RBI:** 3, Kila Ka'aihue, April 3, 2008  
**Most Doubles:** 1, 11 Players, last: Samir Duenez/Anderson Miller, April 5, 2018 v. Corpus Christi  
**Most Triples:** 1, Three Players, last: Donnie Dewees, April 5, 2018 v. Corpus Christi  
**Most Home runs:** 2, Mike Bianucci, April 9, 2015 at Midland  
**Most Walks:** 2, Four Players, last: Nicky Lopez, April 5, 2018 v. Corpus Christi  
**Most Strikeouts:** 3, Four players, last: Alfredo Escalera, April 5, 2018 v. Corpus Christi  
**Most Total Bases:** 9, Mike Bianucci, April 9, 2015 at Midland  
**Most Stolen Bases:** 2, Twice, last: Orlando Calixte, April 7, 2016 v. Frisco  
**Most Errors:** 2, Two Players - last: Christian Colon, April 5, 2012 at Corpus Christi  
**Most Outfield Assists:** 2, Nick Van Stratten, April 7, 2011 v. San Antonio

### PITCHING NUMBERS:

- Most Innings Pitched, Starter:** 6.0 IP, Zach Lovvorn, April 6, 2017 v. San Antonio  
**Most Innings Pitched, Reliever:** 4.1 IP, Everett Teaford, April 8, 2010 v. San Antonio  
**Most Hits Allowed, Starter:** 6, Two Players, last: Dan Cortes - April 9, 2009 at San Antonio  
**Most Hits Allowed, Reliever:** 4, Pedro Fernandez, April 5, 2018 v. Corpus Christi  
**Most Runs Allowed, Starter:** 5, Dan Cortes, April 9, 2009 at San Antonio  
**Most Runs Allowed, Reliever:** 4, Elissal Pimentel, April 5, 2012 at Corpus Christi  
**Most Earned Runs Allowed, Starter:** 5, Dan Cortes, April 9, 2009 at San Antonio  
**Most Earned Runs Allowed, Reliever:** 4, Elissal Pimentel, April 5, 2012 at Corpus Christi  
**Most Walks Allowed, Starter:** 4, Noel Arguelles, April 4, 2013 v. Midland  
**Most Walks Allowed, Reliever:** 6, Daniel Stumpf, April 9, 2015 at Midland  
**Most Strikeouts, Starter:** 8, Zach Lovvorn, April 6, 2017 v. San Antonio  
**Most Strikeouts, Reliever:** 6, Everett Teaford, April 8, 2010 v. San Antonio  
**Most Home Runs Allowed, Starter:** 1, Two players, last: Zach Lovvorn, April 6, 2017 v. San Antonio  
**Most Home Runs Allowed, Reliever:** 1, Four Players, last: Reid Redman, April 6, 2017 v. San Antonio

# FRANCHISE FIRSTS

## TEAM

Game	April 3, 2008 at San Antonio
Plate Umpire	Jason Millsap
Win	April 3, 2008 at San Antonio, 6-4
Road Game	April 3, 2008 at San Antonio
Loss	April 4, 2008 at San Antonio, 3-0
Series Win	April 25-28, 2008 vs. Arkansas (4-0 sweep)
Home Series Win	April 25-28, 2008 vs. Arkansas (4-0 sweep)
Road Series Win	May 12-15, 2008 at Tulsa (3 games to 1)
Home Series Sweep	April 25-28, 2008 vs. Arkansas (4-0 sweep)
Road Series Sweep	June 29-July 1, 2008 at Corpus Christi (3-0 sweep)
Homestand Above .500	April 21-28, 2008 vs Springfield (2-2) & Arkansas (4-0)
Shutout	April 8, 2008 at Corpus Christi, 2-0
Extra Inning Game	April 7, 2008 at Corpus Christi, 12 innings (8-7, loss)
Doubleheader	April 24, 2008 vs. Springfield, game 1: W, 4-2, game 2: 4-3, L
Ejection	Brian Poldberg, May 16, 2008 vs. Arkansas: 7th inning by HP umpire Mike Jarboe

## HITTERS

Batter	Jose Duarte, April 3, 2008 at San Antonio
Baserunner	Jose Duarte, April 3, 2008 at San Antonio
Base Hit	Jose Duarte, April 3, 2008 at San Antonio (single)
Run	Jose Duarte, April 3, 2008 at San Antonio (3rd inning)
Run Batted In	Juan Richardson, April 3, 2008 (3rd inning, single)
Extra-Base Hit	Brian McFall, April 3, 2008 (triple)
Double	Kiel Thibault, April 3, 2008
Triple	Brian McFall, April 3, 2008
Home Run	Brian McFall, April 3, 2008 (5th inning off Michael Ekstorm)
Two-Run Home Run	Brian McFall, April 3, 2008 (5th inning off Michael Ekstorm)
Three-Run Home Run	Kila Ka'iahue, April 7, 2008 vs. Corpus Christi (1st inning, off Sean Walker)
Grand Slam	Kila Ka'iahue, April 11, 2008 vs. San Antonio (8th inning, off Jonathan Ellis)
Inside-the-Park Home Run	Donnie Dewees, July 27, 2017 vs. Springfield Cardinals (3rd inning off Trey Nielsen)
Pinch Hitter	Kila Ka'iahue, April 12, 2008 vs. San Antonio
Pinch Hit	Brian McFall, April 24, 2008 vs. Springfield (single)
Two Hits, Inning	Mario Lissons, April 11, 2008 (two singles)
Stolen Base	Jose Duarte, April 3, 2008 at San Antonio
Walk	Jose Duarte, April 3, 2008 at San Antonio
Strikeout	Angel Sanches, April 3, 2008 (by Michael Ekstorm)
Sacrifice	Jose Duarte, April 3, 2008
Sacrifice Fly	Ovandy Suero, April 13, 2008 vs. Corpus Christi
Hit by Pitch	Marc Maddox, April 6, 2008 vs. Corpus Christi
Ground Into Double Play	Angel Sanchez, April 3, 2008 at San Antonio

## PITCHERS

Pitcher	Carlos Rosa, April 3, 2008 at San Antonio
Winning Pitcher	Dusty Hughes, April 3, 2008 at San Antonio
Losing Pitcher	Julio Pimentel, April 4, 2008 at San Antonio
Save	Matt Peterson, April 3, 2008 at San Antonio
Hit Allowed	Carlos Rosa, April 3, 2008 at San Antonio by Chad Huffman (single)
Double Allowed	Carlos Rosa, April 3, 2008 at San Antonio by Peter Ciofrone
Triple Allowed	Dusty Hughes, April 6, 2008 at Corpus Christi by Eli Lorg
Home Run Allowed	Matt Peterson, April 3, 2008 at San Antonio by Brett Dowdy
Run Allowed	Carlos Rosa, April 3, 2008 by Chad Huffman
Walk	Dusty Hughes, April 3, 2008 by Brett Dowdy
Strikeout	Brett Dowdy by Carlos Rosa, April 3, 2008 at San Antonio
Hit Batsman	Rowdy Hardy, April 5, 2008 at San Antonio. Hit Drew Macias
Wild Pitch	Dusty Hughes, April 6, 2008 at Corpus Christi

## FIELDING

Double Play	April 5, 2008 at San Antonio. Hit by Kyle Blanks. Mario Lissos (5) - Marc Maddox (4) - Ka'iahue (3) was the fielding play.
Unassisted Double Play	Kila Ka'iahue on April 5, 2008, 3-unassisted.
Triple Play	July 19, 2011 at Arkansas. Hit by Alberto Rosario. Mario Lissos (5) - Jeff Bianchi (4) - Jamie Romak (3) was the fielding play.
Error	Angel Sanches, April 3, 2008 at San Antonio (throwing)
Outfield Assists	Jose Duarte, April 4, 2008 at San Antonio
Ballk	Dusty Hughes, April 28, 2008 vs. Arkansas

## OPENING DAY LINE-UP FIGURES

### ALL-TIME RECORD OPENING DAY: 4-7

<b>Current Streak:</b> Won 1	<b>Worst RISP:</b> 0-for-9, April 7, 2016 v. Frisco
<b>Opening Day Record, Home:</b> 2-4	<b>Most Doubles:</b> 3, April 8, 2010 v. San Antonio
<b>Opening Day Record, Road:</b> 2-3	<b>Most Triples:</b> 1, 3x, last: April 5, 2018 v. Corpus Christi
<b>Most At-Bats:</b> 40, April 3, 2008 at San Antonio	<b>Most Home Runs:</b> 4, April 9, 2015 at Midland
<b>Most Runs:</b> 6, April 3, 2008 at San Antonio	<b>Most Errors:</b> 5, Twice - last: April 5, 2012 at Corpus Christi
<b>Most Hits:</b> 14, April 3, 2008	<b>Most Stolen Bases:</b> 2, 4x, last: April 7, 2016 v. Frisco
<b>Most Walks, Batting:</b> 6, April 8, 2010 v. San Antonio	<b>Longest Game Time:</b> 3 hours, 34 mins., April 4, 2013 at Midland
<b>Most Strikeouts, Batting:</b> 13, April 5, 2018 v. Corpus Christi	<b>Shortest Game Time:</b> 2 hours, 27 mins., April 7, 2011 v. San Antonio
<b>Most Left-on-Base:</b> 11, April 5, 2012 at Corpus Christi	<b>Largest Attendance:</b> 6,210, April 6, 2017 v. San Antonio
<b>Best RISP:</b> 5-for-11, April 8, 2010 v. San Antonio	<b>Smallest Attendance:</b> 4,856, April 4, 2013 v. Midland

# NORTH DIVISION SERIES HISTORY

## 2008 NORTH DIVISION CHAMPIONSHIP

In the franchise's first season of existence, the Nationals won the 2<sup>nd</sup> Half North Division crown on August 30, 2008, to earn a playoff berth against the 1<sup>st</sup> Half North Division champions, the Arkansas Travelers (Los Angeles Angels). Northwest Arkansas posed a good fight against Arkansas, trailing 2-0 entering the final game of the series. The Travelers scored three runs in the top of the 11<sup>th</sup> to advance to the Texas League Championship Series. Despite the Nationals' early exit from the postseason, it set a winning precedent for the organization for years to come.

### Game 1 • at Arkansas • Thursday, September 4

Northwest Arkansas	001	000	000	-	1	4	0
Arkansas	000	001	03X	-	4	7	0

WP: F. Rodriguez (1-0); LP: C. Hayes (0-1); SV: R. Rodriguez (1); HR: Duarte (1). T-2:39 A-1,059

### Game 2 • at Arkansas • Friday, September 5


Northwest Arkansas	010	000	030	-	4	6	1
Arkansas	204	000	00X	-	6	8	1

WP: D. Denham (1-0); LP: B. Wood (0-1); SV: R. Rodriguez (2); HR: Trumbo (1). T-2:38 A-2,015

### Game 3 • at NW Arkansas • Saturday, September 6

Arkansas	020	100	000	03	-	6	11	0
Northwest Arkansas	020	100	000	00	-	4	8	0

WP: D. Brandt (1-0); LP: K. Crist (0-1); SV: R. Rodriguez (3); HR: Conger (1), Lissou 2 (2). T-2:49 A-3,047 (6,121)



Northwest Arkansas won the franchise's first playoff series on Sept. 11, 2009 sweeping Springfield, 3-0.

## 2009 NORTH DIVISION CHAMPIONSHIP

For the second consecutive season, Northwest Arkansas punched its ticket to the postseason with a 2<sup>nd</sup> Half North Division title on September 6, 2009. Three days later, the Nationals commenced upon a three-game sweep over the Springfield Cardinals (St. Louis Cardinals) in the best-of-five game series. Behind a complete-game shutout from Anthony Lerew in Game 1 and four home runs in Game 2, Kurt Mertins delivered a two-out, walk-off single to send Northwest Arkansas to the Texas League Championship for the first time in franchise history.

### Game 1 • at Springfield • Wednesday, September 9

Northwest Arkansas	150	000	000	-	6	8	0
Springfield	000	000	000	-	0	2	1

WP: A. Lerew (1-0); LP: T. Hearne (0-1); HR: Bianchi (1). T-2:16 A-3,109

### Game 2 • at Springfield • Thursday, September 10

Northwest Arkansas	040	212	003	-	12	14	2
Springfield	142	000	000	-	7	12	1

WP: C. Orvella (1,0); LP: C. Mulligan (0-1); SV: A. Hartsock (1); HR: Lough (1), Maddox (1), Bianchi (2), Clark (1). T-3:22 A-3,704

### Game 3 • at NW Arkansas • Friday, September 11

Springfield	001	000	000	-	1	4	3
Northwest Arkansas	100	000	001	-	2	8	1

WP: B. Wood (1-0); LP: C. Fick (0-1); HR: None. T-2:36 A-3,664 (10,447)

## 2010 NORTH DIVISION CHAMPIONSHIP

In one of the most epic North Division Championship series, Northwest Arkansas trailed the Springfield Cardinals (St. Louis Cardinals) 2 games to 1 in the best-of-five series. The Cardinals led, 5-4 entering the top of the 8<sup>th</sup> inning before Eric Hosmer crushed his second homer of the game and fifth of the postseason to give Northwest Arkansas a 6-5 lead they did not relinquish to even the series. The Nationals played seven runs in the first two innings in Game 5 as Mike Montgomery struck out six batters over 6.1 innings to earn the win and put a seemingly team of destiny into the Texas League Championship. The five-game thriller between the Cardinals and the Nationals featured 18 future Major League players (Northwest Arkansas, 12; Springfield, 6), including future Major League All-Stars Eric Hosmer (Kansas City) and Matt Carpenter (St. Louis).

### Game 1 • at NW Arkansas • Thursday, September 9

Springfield	010	000	010	002	-	4	8	2
Northwest Arkansas	001	000	010	000	-	2	11	1

WP: S. Gorgen (1-0); LP: P. Keating (0-1); SV: B. King (1); HR: Kozma 2 (2), Hosmer (1) T-3:48 A-3,927

### Game 2 • at NW Arkansas • Friday, September 10

Springfield	000	000	002	-	2	8	2
Northwest Arkansas	110	001	20X	-	5	7	0

WP: E. Teaford (1-0); LP: D. Kopp (0-1); HR: Seratelli (1), Hosmer (2). T-2:41 A-3,642

### Game 3 • at Springfield • Saturday, September 11

Northwest Arkansas	200	000	205	-	9	12	1
Springfield	002	820	10X	-	13	16	0

WP: B. Broderick (1-0); LP: R. Hardy (0-1); SV: B. King (2); HR: Hosmer (3), Seratelli (2). T-3:27 A-3,536

### Game 4 • at Springfield • Sunday, September 12

Northwest Arkansas	200	002	020	-	6	8	0
Springfield	111	002	000	-	5	14	0

WP: B. Johnson (1-0); LP: S. Gorgen (1-1); SV: P. Keating (1); HR: Hosmer 2 (5), C. Robinson(1), Carpenter (1) T-2:57 A-2,828

### Game 5 • at NW Arkansas • Monday, September 13

Springfield	100	200	100	-	4	7	1
Northwest Arkansas	430	000	10X	-	8	12	2

WP: M. Montgomery (1-0); LP: T. Hearne (0-1); SV: H. Barrera (1); HR: Seratelli (3), Scruggs (1). T-3:03 A-2,726



Eric Hosmer hit a franchise-record six home runs during the 2010 postseason including two in Game 4 at Springfield.

## 2011 NORTH DIVISION CHAMPIONSHIP

2011 marked the fourth straight season the Nationals appeared in the North Division Championship Series and rekindled the Diamond State Rivalry against the Arkansas Travelers (Los Angeles Angels). The Nationals forced a Game 4 winning Game 3, behind 6.0 innings of one-run baseball from Mario Santiago before dropping Game 4 at home the following day.

### Game 1 • at Arkansas • Wednesday, September 7

Northwest Arkansas	100	000	000	00	-	1	4	1
Arkansas	100	000	000	01	-	2	6	0

WP: D. Carpenter (1-0); LP: B. Hardy (0-1); HR: None. T-3:33 A-2,439

### Game 2 • at Arkansas • Thursday, September 8

Northwest Arkansas	000	000	000	-	0	2	2
Arkansas	000	000	001	-	1	3	0

WP: S. Gelz (1,0); LP: E. Garcia (0-1); HR: Lopez (1) T-2:20 A-2,936

# NORTH DIVISION SERIES CONTIN.

## Game 3 • at NW Arkansas • Friday, September 9

Arkansas	100	000	000	-	1	4	2
Northwest Arkansas	100	010	01X	-	3	4	1
WP: M. Santiago (1-0); LP: O. Arenas (0-1); SV: B. Hardy (1)HR: None.	T-2:35	A-3,193					

## Game 4 • at NW Arkansas • Saturday, September 10

Arkansas	300	310	020	-	9	12	0
Northwest Arkansas	000	302	000	-	5	10	3
WP: Van Mil (1-0); LP: Jeffress (0-1); HR: T. Smith (1), Jimenez 2 (2).	T-3:20	A-2,503 (11,071)					

## 2015 NORTH DIVISION CHAMPIONSHIP

The Naturals snapped a three-year playoff drought by capturing the 1<sup>st</sup> Half North Division title. Northwest Arkansas met the Arkansas Travelers (Los Angeles Angels) in the North Division Championship for the third time in franchise history and went on to sweep the Travelers, 3-0. Trailing 3-1 in Game 1, Raul Mondesi hit a game-tying two-run home run in the bottom of the 8<sup>th</sup> inning. Bubba Starling led off the 9<sup>th</sup> by reaching on an error and scored from 1<sup>st</sup> base with two outs on a single by Parker Morin to win the game, 4-3. The Game 1 victory set the tone for the remainder of the series.

## Game 1 • at NW Arkansas • Wednesday, September 9

Arkansas	000	012	000	-	3	8	1
Northwest Arkansas	000	010	021	-	4	7	0
WP: M. Peterson (1-0); LP: C. O'Grady (0-1); HR: Mondesi (1)	T-2:55	A-2,418					

## Game 2 • at NW Arkansas • Friday, September 10

Arkansas	100	002	000	-	3	8	2
Northwest Arkansas	000	005	00X	-	5	8	0
WP: S. Selman (1-0); LP: E. Santos (0-1); SV: M. Peterson (1); HR: None.	T-3:07	A-3,215					

## Game 3 • at Arkansas • Saturday, September 11

Northwest Arkansas	010	201	101	-	6	9	0
Arkansas	101	010	000	-	3	6	0
WP: B. Pounders (1-0); LP: K. Winkler (0-1); SV: M. Culver (1); HR: Starling (1).	T-2:48	A-1,508 (7,141)					

## 2016 NORTH DIVISION CHAMPIONSHIP

After winning the 2<sup>nd</sup> Half of the North Division on the final day of the regular season, Northwest Arkansas rolled into the postseason and entered the best-of-five game series against the Springfield Cardinals (St. Louis Cardinals) on the road. The Naturals set franchise and Texas League records, including most hits (19) in a losing effort and experienced the suspension rule. Game 2 of the series started in Springfield, Mo. on Thursday, Sept. 9 and concluded in Springdale, Ark. on Friday, Sept. 10 in the afternoon, prior to Game 3. Leading the series, 2-1 entering Game 4, a walk-off, bunt, fielder's choice by Naturals' catcher, Cam Gallagher, scored Ryan O'Hearn in the bottom of the 10<sup>th</sup> inning to send the Naturals to the franchise's fourth Texas League Championship Series.

## Game 1 • at Springfield • Wednesday, September 9

Northwest Arkansas	004	101	030	-	9	16	4
Springfield	000	140	010	-	6	10	1
WP: D. Stumpf (1-0); LP: R. Rowland (0-1); SV: M. Peterson; HR: Toups 2 (2), Caldwell (1).	T-3:01	A-2,647					

## Game 2 • at Springfield/NW Ark. • Fri./Sat., Sept. 10/11


Northwest Arkansas	303	002	003	-	11	19	1
Springfield	300	040	05X	-	12	11	2
WP: R. Wick (1-0); LP: D. Stumpf (1-1); HR: Toups (3), O'Hearn 2 (2), Ramos (1), Duenez (1), Wilson (1).	T-2:39 (:11 delay/suspended game)	A-2,598					

## Game 3 • at NW Arkansas • Saturday, September 11

Springfield	000	200	001	-	3	8	0
Northwest Arkansas	010	114	01X	-	8	14	0
WP: E. Stout (1-0); LP: M. Pearce (0-1); HR: Toups (4), Duenez (2), Voit (1).	T-2:50	A-2,477					

## Game 4 • at NW Arkansas • Sunday, September 12

Springfield	000	101	000	0	-	2	6	0
Northwest Arkansas	000	100	100	1	-	3	11	1
WP: M. Peterson (1-0); LP: J. Lucas (0-1); HR: O'Hearn (3), DeJong (1).	T-3:08	A-1,710						



## 2017 NORTH DIVISION CHAMPIONSHIP

NWA clinched during the club's longest road trip in franchise history. The Naturals opened the 14-game in 13-days roadtrip with a five-game series sweep of the Tulsa Drillers with the finale and clinching game featuring a seven-inning performance by left-hander Emilio Ogando in the 4-1 win. The Naturals and Drillers locked-up in the North Division Series as this time, the Drillers notched the upper hand. Northwest Arkansas took Game 1 with a three-run seventh inning with an eight-strikeout performance by Foster Griffin to take a 1-0 series lead. The Drillers evened the series with an 11-7 back-and-forth win headed into Tulsa. NWA took Game 3 by scoring six runs in the first two innings en route to a 7-3; but Tulsa took the final two games to advance to the Texas League Championship Series.

## Game 1 • at NW Arkansas • Wednesday, September 6

Tulsa	000	000	010	-	1	4	1
Northwest Arkansas	000	000	00X	-	3	7	1
WP: T. Hill (1-0); LP: L. Somsen (0-1); SV: R. Lovelady (1)	T-2:23	A-2,616					

## Game 2 • at NW Arkansas • Thursday, Sept. 7

Tulsa	204	100	400	-	11	9	2
Northwest Arkansas	000	331	000	-	7	12	0
WP: B. Moran (1-0); LP: Y. Marte (0-1); HR: Dini (1), Gailen (1), Beaty (1), Jackson (1)	T-3:42	A-3,434					

## Game 3 • at Tulsa • Friday, September 8

Northwest Arkansas	330	000	010	-	7	12	1
Tulsa	300	000	000	-	3	6	2
WP: E. Ogando (1-0); LP: J. Sborz (0-1); HR: Garlick (1), Gailen (2).	T-2:27	A-2,692					

## Game 4 • at Tulsa • Saturday, September 9

Northwest Arkansas	002	204	000	-	8	13	0
Tulsa	000	262	06X	-	16	18	2
WP: K. Kowalczyk (1-0); LP: M. Tenuta (0-1); HR: O'Hearn (1), O'Brien (1), Garlick (2).	T-3:41	A-2,377					

## Game 5 • at Tulsa • Sunday, September 10

Northwest Arkansas	000	000	001	-	1	6	1
Tulsa	030	300	03X	-	6	7	0
WP: D. Santana (1-0); LP: C. Ray (0-1); HR: Mejia (1).	T-2:26	A-2,179					



# CHAMPIONSHIP SERIES HISTORY

## 2009 TEXAS LEAGUE CHAMPIONSHIP V. MIDLAND ROCKHOUNDS

### RockHounds win, 3-1

The first Texas League Championship series appearance in Northwest Arkansas history saw the Naturals fall in four games to the Midland RockHounds (Oakland Athletics). The Naturals jumped on the RockHounds in the series opener in the Permian Basin at CitiBank Ballpark, massacring Midland for 11 runs on 18 hits and came back to the Natural State with the series tied at 1-1. The RockHounds staved off a Naturals' late-inning rally in Game 3 and won a 12-inning thriller in Game 4 to clinch the series, 3-1.

#### Game 1 • at Midland • Tuesday, September 15

The Naturals offensive attack set a postseason franchise record with 18 hits, matching the single-game high for the 2009 season and capitalized on five Midland blunders to take Game 1, 11-5...Naturals' starter, Anthony Lerew, earned his second win of the postseason allowing one run over 6.0 innings with six strikeouts...Midland starter, Arnold Leon, took the loss after working just 4.0 innings, allowing three unearned runs...the Naturals struck first in the second inning, after Corey Smith moved into scoring position on a Josh Donaldson passed ball, Vance Wilson delivered a run-scoring single to get the Naturals on the board...Northwest Arkansas made it 2-0 in the third after a RockHound error, the first of eventual five on the night...four doubles catalyzed the Naturals' offense with Wilson delivering two in the win.

Northwest Arkansas	011	122	310	-	11	18	0
Midland	001	000	004	-	5	13	5

WP: A. Lerew (2-0); LP: A. Leon (0-1); HR: Donaldson (3, 3<sup>rd</sup> inning, Lerew). T-3:03 A-3,498

#### Game 2 • at Midland • Wednesday, September 16

Midland used a five-run sixth-inning and staved off a late-inning rally by Northwest Arkansas to even the series...veteran right-hander, Graham Godfrey, earned a gritty win...Chad Orvella blew the save and took the loss for the Naturals...Jon Hunton topped the final four outs to notch the save...the Naturals blew the game open early with a five-run second inning...Marc Maddox came through with the big blow during the second inning with a two-run homer...Midland responded with two-run home half of the second to narrow the gap...three home runs in the sixth inning propelled the RockHounds to a 7-5 lead...Corey Smith singled home Jeff Bianchi in the eighth inning; but Hunton halted the rally for Midland.

Northwest Arkansas	050	000	010	-	6	11	1
Midland	020	005	00X	-	7	11	0

WP: G. Godfrey (1-0); LP: C. Orvella (1-1); SV: J. Hunton (3) HR: Maddox (2, 2<sup>nd</sup> inning, Godfrey), Peterson (1, 6<sup>th</sup> inning, Hardy), Gilbert (1, 6<sup>th</sup> inning, Hardy), Weeks (2, 6<sup>th</sup> inning, Orvella) T-2:51 A-3,577

#### Game 3 • at Northwest Arkansas • Friday, September 18

The RockHounds took a 2-1 series lead by plating six runs in the first three innings...Northwest Arkansas finally broke through against Midland starter, Kyle Middleton, in the fifth inning on a Kurt Mertins sacrifice fly...trailing 8-1 entering the bottom of the sixth, David Lough belted a two-run homer to cut the deficit to 8-3...after the RockHounds made it a 9-3 game, Northwest Arkansas used a three-run home run by team-leader, Corey Brown, to pull the Naturals within three...Jarrod Dyson led off the bottom of the ninth with a double and later scored on a Midland fielding error for the Naturals' final run of the game.

Midland	303	011	010	-	9	12	2
Northwest Arkansas	000	012	031	-	7	10	1

WP: K. Middleton (2-0); LP: Bl. Johnson (0-1); SV: J. Lansford (1) HR: Lough (2, 6<sup>th</sup> inning, Middleton), Co. Smith (1, 8<sup>th</sup> inning, Storey), C. Brown (1, 3<sup>rd</sup> inning, Johnson), Peterson (2, 5<sup>th</sup> inning, Castaneda), Horton 2 (2, 6<sup>th</sup> inning, Castaneda, 8<sup>th</sup> inning, Castaneda). T-3:19 A-3,965

#### Game 4 • at Northwest Arkansas • Saturday, September 19

The RockHounds defeated the Naturals at Arvest Ballpark to clinch the organization's third Texas League crown...Northwest Arkansas broke the scoreless affair in the seventh inning on a Vance Wilson sacrifice fly, followed by a Cody Clark run-scoring single...a fielding error by Aaron Hartsock allowed for Corey Brown to hit a game-tying, two-run home run in the ninth inning...The Naturals could not capitalize on a bases-loaded chance in the 10<sup>th</sup> inning...Midland's Raul Padron hit a go-ahead, two-run home run in the top of the 12<sup>th</sup> frame to secure the extra-inning win for the RockHounds...

Midland	000	000	002	002	-	4	11	1
Northwest Arkansas	000	000	200	000	-	2	10	1

WP: J. Fernandez (1-0); LP: B. Swaggerty (0-1); SV: J. Lansford (2) HR: Brown (2, 9<sup>th</sup> inning, Hartsock), Padron (1, 12<sup>th</sup> inning Swaggerty). T-4:06 A-2,680

## 2009 POSTSEASON ROSTER

**Manager:** Brian Poldberg (27); **Coaches:** Terry Bradshaw (41), Larry Carter (34); **Strength Coach:** Nic Lively; **Trainer:** Chris DeLucia; **Clubhouse Manager:** Danny Helmer

No.	Name.....	Pos.	No.	Name.....	Pos.	No.	Name.....	Pos.
23	Juan Abreu.....	RHP	11	Jeff Howell.....	C	40	Ben Swaggerty.....	RHP
37	John Bannister.....	RHP	32	Blake Johnson.....	RHP	19	Everett Teaford.....	LHP
6	Jeff Bianchi.....	INF	18	Anthony Lerew.....	RHP	13	Vance Wilson.....	C
24	Federico Castaneda.....	RHP	15	David Lough.....	OF	37	Blake Wood.....	RHP
17	Cody Clark.....	C	21	Ed Lucas.....	UTL			
26	Jose Duarte.....	OF	9	Marc Maddox.....	2B/SS			
12	Jarrod Dyson.....	OF	3	Chris McConnell.....	SS			
33	Jason Godin.....	RHP	7	Kurt Mertins.....	2B			
28	Rowdy Hardy.....	LHP	29	Chad Orvella.....	RHP			
14	Aaron Hartsock.....	RHP	16	Corey Smith.....	1B			

CHAMPIONSHIP SERIES HISTORY CONTIN.

2010 TEXAS LEAGUE CHAMPIONSHIP V. MIDLAND ROCKHOUNDS

Naturals win, 3-1

Three seasons into the franchise's young history, the Naturals capture the organizations only Texas League Championship crown with a 3-1 series win over the Midland RockHounds. The Naturals postseason roster included 12 future Major League players including Danny Duffy, Eric Hosmer and Will Smith. The Naturals pitching staff held Midland, the best offensive team from the South Division, to eight runs the entire series while posting a 1.25 ERA.



Game 1 • at NW Arkansas • Wednesday, September 15

Fueled by four home runs and strong pitching, the Naturals took Game 1 at home, 7-2...21-year old Danny Duffy notched tie win with five strikeouts over 5.0 innings...veteran hurler, Graham Godfrey took the loss...Patrick Keating worked the final four outs to earn the save...Midland struck first with a two-run second inning, but Manny Pina's two-run homer tied the contest in the bottom of the frame...Anthony Seratelli's two-run home run in the fourth inning gave the Naturals' the lead for good...Seratelli homered again in the seventh inning... Clint Robinson hit a home run in the eighth inning for a 7-2 final score.

Midland	020	000	000	-	2	9	0
Northwest Arkansas	020	200	21X	-	7	8	1
WP: D. Duffy (1-0); LP: G. Godfrey (0-1); SV: P. Keating (2); HR: Pina (1, 2 <sup>nd</sup> inning, Godfrey), Seratelli 2 (5, 4 <sup>th</sup> inning, Godfrey; 7 <sup>th</sup> inning, Smyth), C. Robinson (2, 8 <sup>th</sup> inning Sewell).							
T-3:00	A-3,210						

Game 2 • at NW Arkansas • Thursday, September 16

Midland starter, Anthony Capra kept the Naturals bats hitless for 6.0 innings, allowing an unearned run for Northwest Arkansas in bottom of third inning...Nick Van Stratten broke the no-hit bid off reliever, Mickey Storey, and later scored to tie the game at 2-2 on a Chris McConnell single...Midland broke the 2-2 tie in the ninth inning, scoring three runs on three hits and capitalizing on one Natural error...Midland's Nate Wagner pitched the bottom of the ninth and retired the Naturals in order.

Midland	000	200	003	-	5	11	2
Northwest Arkansas	001	000	100	-	2	2	1
WP: M. Storey (1-0); LP: R. Hardy (0-2); SV: N. Wagner (3)							
HR: None.	T-2:51 A-3,577						

Game 3 • at Midland • Friday, September 17

Eric Hosmer's named continued to be etched deeper within Texas League lore as his sixth home run of the postseason ended up being the game-winner in the top of the eighth inning to give the Naturals a 2-1 series lead...the homer tied Keith Ginter's mark of the 2000 Round Rock Express as the second-most home runs in Texas League postseason history... starter John Lamb twirled 6.2 innings of one-run baseball with five strikeouts in a no-decision effort...Patrick Keating worked around a pair of singles in the ninth inning to hold on for the save in Game 3.

Northwest Arkansas	000	000	020	-	2	4	1
Midland	000	001	000	-	1	6	1
WP: H. Barrera (1-0); LP: M. Storey (1-1); SV: P. Keating (3)							
HR: Hosmer (6, 8 <sup>th</sup> inning, Storey), Green (2, 6 <sup>th</sup> inning, Lamb).							
T-2:34	A-3,528						

Game 4 • at Midland • Saturday, September 18

Will Smith did not pitch a single inning for the Naturals during the regular season, but earned the win in the clinching game of the championship series...Smith worked 6.2 innings of shutout baseball with six strikeouts in the victory...Northwest Arkansas scratch across a run in the fifth inning after Anthony Seratelli's lead-off triple...the second run came when Eric Hosmer singled to score Johnny Givotella...the run was waved off initially with the umpires ruling the batted ball off Hosmer's bat hit Givotella's foot...manager Brian Poldberg argued and the call was reversed, which led to the ejection of Midland manager, Darren Bush...Henry Barrera retired all four batters he faced...Patrick Keating tip-toed around a lead-off double to record his fourth save of the postseason.

Northwest Arkansas	000	010	010	-	2	8	0
Midland	000	000	000	-	0	8	1
WP: W. Smith (1-0); LP: M. Wright (1-1); SV: P. Keating (4)							
HR: None.	T-2:40 A-3,279						

2010 POSTSEASON ROSTER

Manager: Brian Poldberg (27); Coaches: Terry Bradshaw (41), Larry Carter (34); Strength Coach: Joey Greeny; Trainer: Tony Medina; Clubhouse Manager: Danny Helmer

No.	Name.....	Pos.	No.	Name.....	Pos.	No.	Name.....	Pos.
29	Henry Barrera.....	RHP	22	Mike Montgomery.....	LHP	25	Will Smith.....	LHP
21	Danny Duffy.....	LHP	16	Paulo Orlando.....	OF	40	Ben Swaggerty.....	LHP
15	Ryan Eigsti.....	C	31	Eduardo Paulino.....	RHP	17	Everett Teaford.....	LHP
3	Johnny Givotella.....	2B	9	Manuel Pina.....	C	1	Nick Van Stratten.....	OF
13	Rowdy Hardy.....	LHP	43	Clint Robinson.....	1B/DH			
33	Eric Hosmer.....	1B	4	Derrick Robinson.....	OF			
14	Blake Johnson.....	RHP	26	Jamie Romak.....	OF			
35	Patrick Keating.....	RHP	6	Anthony Seratelli.....	3B			
19	John Lamb.....	LHP	32	Brandon Sisk.....	LHP			
2	Chris McConnell.....	SS	24	Tim Smith.....	OF			

# CHAMPIONSHIP SERIES HISTORY CONTIN.

## 2015 TEXAS LEAGUE CHAMPIONSHIP V. MIDLAND ROCKHOUNDS

### RockHounds win, 3-0

For the third time in six seasons, the Midland RockHounds and the Naturals locked up in the Texas League Championship Series. Midland pitching dominated the series and allowed the RockHounds to grab their second consecutive Texas League Championship Series. The series featured future big leaguers such as Matt Olson and Sean Manaea of the RockHounds plus Jorge Bonifacio, Hunter Dozier, Daniel Stumpf and Kevin McCarthy for the Naturals.

#### Game 1 • at Midland • Tuesday, September 15

Traded just two months prior to Game 1 of the Texas League Championship Series by Kansas City to Oakland at the trade deadline, former Natural, Sean Manaea carved up his former teammates over eight innings with seven strikeouts... Northwest Arkansas struck first and cashed in on a Midland error in the third inning... Ramon Torres scored on a Raul Mondesi's double and later scored on a fielder's choice by Alex Liddi... The RockHounds responded for two runs in the third inning, highlighted by Jacob Bruggman's solo home run and scored three more in the fourth en route to the 5-2 loss.

Northwest Arkansas 002 000 000 - 2 9 0  
Midland 002 300 00X - 5 5 2  
WP: S. Manaea (1-0); LP: J. Dziedzic (0-1); SV: Brendan McCurry (1); HR: Bruggman (3, 3<sup>rd</sup> inning, Dziedzic)  
T-2:38 A-2,954



#### Game 2 • at Midland • Wednesday, September 16

Midland scored six runs over the first four innings using a pair of home runs -- one by Renato Nunez and Jacob Bruggman's second of the series... Northwest Arkansas rallied in the fifth inning with Frank Schwindel's run-scoring single... Jorge Bonifacio lifted the Naturals to within two runs of the RockHounds with his three-run home run, his first hit of the 2015 postseason... after Midland scored twice in the seventh, NWA scored twice in the ninth, but the RockHounds staved off the Naturals for any further runs.

Northwest Arkansas 000 013 002 - 6 6 0  
Midland 300 300 20X - 8 12 2  
WP: C. Jensen (2-0); LP: P. Clemens (0-1); HR: Nunez (2, 1<sup>st</sup> inning, Clemens), Bruggman (4, 4<sup>th</sup> inning, Murray)  
T-2:37 A-3,292

#### Game 3 • at Northwest Arkansas • Friday, September 18

RockHounds starter, Parker Frazier, dominated the Naturals over 9.0 innings throwing a complete-game shutout to complete the sweep for Midland... it marked the second straight Texas League Championship for the RockHounds... Midland touched up Naturals' starter, Luke Farrell, for four runs on five hits in the fourth inning and tacked on three runs including a solo home run by Josh Whitaker in the sixth inning en route to the 7-0 win... Northwest Arkansas was held to just three hits in the game with catcher, Parker Morin, going 2-for-3 with a double in the contest.

Midland 000 403 000 - 7 11 0  
Northwest Arkansas 000 000 000 - 0 3 0  
WP: P. Frazier (1-1); LP: L. Farrell (0-1); HR: Whitaker (3, 6<sup>th</sup> inning, McCarthy)  
T-2:21 A-2,761

Parker Morin (left) finished 4-for-10 with a double in the Texas League Championship Series and hit .450 (9-for-20) with a double, triple and two RBIs during the 2015 Texas League Postseason.

## 2015 POSTSEASON ROSTER

**Manager:** Vance Wilson (13); **Coaches:** Brandon Moore (4)/Terry Bradshaw (41), Jim Brower (38); **Strength Coach:** Austin Driggers; **Trainer:** Masa Koyanagi; **Clubhouse Manager:** Danny Helmer

No.	Name.....	Pos.	No.	Name.....	Pos.	No.	Name.....	Pos.
19	Lane Adams.....	OF	22	Alex Liddi.....	UTL	1	Edward Salcedo.....	IF/OF
24	Jorge Bonifacio.....	OF	29	Kevin McCarthy.....	RHP	23	Frank Schwindel.....	1B/DH
15	Paul Clemens.....	RHP	2	Raul Mondesi.....	SS	17	Sam Selman.....	LHP
25	Malcom Culver.....	RHP	21	Park Morin.....	C	6	Bubba Starling.....	CF
8	Kenny Diekroeger.....	INF	57	Matt Murray.....	RHP	37	Eric Stout.....	LHP
9	Hunter Dozier.....	3B	16	Aroni Nina.....	RHP	11	Daniel Stumpf.....	LHP
12	Jonathan Dziedzic.....	LHP	18	Mark Peterson.....	RHP	27	Ramon Torres.....	INF
30	Zane Evans.....	C	39	Brooks Pounder.....	RHP			
40	Luke Farrell.....	RHP	14	Benino Pruneda.....	RHP			

# CHAMPIONSHIP SERIES HISTORY CONTIN.

## 2016 TEXAS LEAGUE CHAMPIONSHIP V. MIDLAND ROCKHOUNDS

### RockHounds win, 3-1

The fourth meeting in franchise history and the second straight season, the Naturals and the RockHounds met in the Texas League Championship Series which saw the Midland win their third straight title in four games.

#### Game 1 • at NW Arkansas • Wednesday, September 13

The series opener proved went back and forth throughout the night...Midland struck first with two runs in top half of the first and the Naturals countered back using a lead-off double by Corey Toups to ignite a two-run frame...Northwest Arkansas gained the lead in the second on a solo home run -- the third of the postseason -- by Samir Duenuez, but Midland tied the score in the third inning against Yender Caramo...Midland capitalized on a Naturals' error in the sixth to take a 5-3 lead which held until the ninth when Duenuez played Ryan O'Hearn to make it a 5-4 game and eventual final score.

Midland	201	002	000	-	5	11	1
Northwest Arkansas	210	000	001	-	4	8	1

WP: J. Seddon (2-0); LP: Y. Caramo (0-1); SV: J. Sanchez (1);  
HR: Duenuez (3, 2<sup>nd</sup> inning, Seddon) T-2:36 A-1,875

#### Game 2 • at NW Arkansas • Thursday, September 14

Midland broke the scoreless tie in the top of the fourth against Naturals' starter, Eric Skoglund, with two runs...the RockHounds tacked on three runs in the fifth inning and used a solo home run by Richie Martin in the sixth to increase the 6-0 lead...Northwest Arkansas stormed back against Midland reliever, Sam Bragg, three runs on four hits and added the club's final run in the seventh with a run-scoring single by Ryan O'Hearn...relievers, Miguel Almonte and Mark Peterson combined for three innings of shutout baseball with six total strikeouts to keep the Naturals within striking distance...but Jake Sanchez nailed down his second consecutive save by fanning the side in the final frame.

Midland	000	231	000	-	6	12	1
Northwest Arkansas	000	003	100	-	4	9	1

WP: C. Walter (1-0); LP: E. Skoglund (0-1); SV: J. Sanchez (2)  
HR: Martin (1, 6th inning, Redman) T-3:16 A-1,694



#### Game 3 • at Midland • Friday, September 15



With the series pushed up a night due to ensuing inclement weather, the Naturals bussed over-night to get to west Texas for the 7:00 p.m. game and their season hanging in the balance...Josh Staumont kept the season alive with 6.1 innings of three-hit, shutout baseball and struck out eight RockHounds to earn the win...the Naturals offense came to his aid with a single-run in the opening inning on a sacrifice fly

by Mauricio Ramos...added two more in the seventh with two-run double by Alfredo Escalera...Escalera added the fourth run in the ninth inning with a RBI triple and finished the game 4-for-5 with three runs batted in to help lead the Naturals into a Game 4 the following night...Daniel Stumpf, Aroni Nina and Eric Stout combined for the final 2.2 innings of no-hit baseball to shutdown the 'Hounds.

Northwest Arkansas	100	000	201	-	4	11	0
Midland	000	000	000	-	0	3	0

WP: J. Staumont (1-0); LP: B. Mann (1-1); SV: E. Stout (1)  
HR: None T-2:46 A-3,805

#### Game 4 • at Midland • Saturday, September 16

With the field drenched from a downpour throughout the night, the Naturals and the RockHounds endured a three hour and three minute rain delay and finally threw the first pitch at 10:03 p.m. marking it the latest start time for a postseason game in Texas League history in over 25 years...Midland struck for a three runs in the second inning off starter, Glenn Sparkman, and added a fourth run in the fifth inning using a solo home run by Tyler Marinov...the Naturals offense never got off the ground, scoring the lone tally in the seventh inning...Midland starter, James Naile twirled 6.0 innings of two-hit baseball in his first career postseason start.

Northwest Arkansas	000	010	100	-	1	3	0
Midland	030	010	00X	-	4	11	0

WP: J. Naile (1-0); LP: G. Sparkman (0-1); SV: J. Sanchez (3)  
HR: Rosa (2, 2nd inning, Sparkman), Marinov (1, 5th inning, Hill). T-2:35 (3:03 delay) A-3,301

*Josh Staumont (above) struck out eight over 6.1 innings in Game 3 at Midland. Cam Gallagher (left) hit .417 in the Championship Series. (photo: Michael Morrison & John Owens)*

## 2016 POSTSEASON ROSTER

**Manager:** Vance Wilson (13); **Coaches:** Brian Buchanan (44), Steve Luebber (46); **Strength Coach:** Austin Driggers; **Trainer:** Masa Koyanagi; **Clubhouse Manager:** Danny Helmer

No.	Name.....	Pos.	No.	Name.....	Pos.	No.	Name.....	Pos.
25	Miguel Almonte.....	RHP	45	Ashton Goudeau.....	RHP	15	Frank Schwindel.....	1B/DH
2	Humberto Arteaga.....	SS	19	Tim Hill.....	LHP	23	Eric Skoglund.....	LHP
41	Evan Beal.....	RHP	1	Jack Lopez.....	INF	29	Glenn Sparkman.....	RHP
26	Yender Caramo.....	RHP	12	Logan Moon.....	OF	27	Josh Staumont.....	RHP
24	Allan de San Miguel.....	C	29	Aroni Nina.....	RHP	28	Eric Stout.....	LHP
39	Samir Dueñez.....	DH	30	Ryan O'Hearn.....	1B/OF	53	Daniel Stumpf.....	LHP
9	Alfredo Escalera.....	OF	21	Mark Peterson.....	RHP	4	Corey Toups.....	2B
35	Cam Gallagher.....	C	3	Mauricio Ramos.....	3B			
16	Carlos Garcia.....	OF	11	Reid Redman.....	RHP			

2013 ALL-STAR GAME  
GAME SUMMARY

Northwest Arkansas hosted its first ever Texas League All-Star Game on June 25, 2013. The 77<sup>th</sup> version of the Midsummer Classic was played at Arvest Ballpark in-front of a crowd of 6,265 which saw the Texas League South Division All-Stars cruise past the North Division stars with a 6-0 final.

Eight South Division pitchers combined for the 7-hit shut out of the North with the win claimed by starter Neil Ramirez from the Frisco RoughRiders. The victory for the South was the third in four years.

Corpus Christi outfielder George Springer took home Most Valuable Player honors from the game becoming the fourth Hook to garner the honor. Springer played a big role in the game driving in three of the South's six runs against the North Division including a pair of home runs.

The South took the lead in the second inning with Jake Blackwood leading off the inning with the double. A costly throwing error by Tyler Matzek allowed Blackwood to score with two outs and put Rene Garcia on second base. Garcia came around to score on Odubel Herrera's single to left field.

Springer made it a 3-0 game in the sixth with his first home run off Tom Cooney and Brett Nicholas extended the advantage for the South with a solo home run off Michael Cisco to lead off the seventh.


The game's MVP adding icing on the cake with a two-run blast in the eighth for a 6-0 final score.

The North Division's best scoring chance came in the bottom of the seventh when C.J. Cron led off the inning with a double, but was stranded at second after back-to-back strike outs of Matt Fields and Chris Swauger while Roman Hernandez grounded out to end the threat.



South Division 6, North Division 0 Arvest Ballpark, Springdale, Ark., June 25, 2013										
SOUTH DIVISION	AB	R	H	RBI	BB	SO	LOB	AVG		
Noel, Rico LF	3	0	0	0	0	1	1	.000		
Martinez, Teodoro LF	2	0	0	0	0	0	1	.000		
Goebbert, Jake RF	3	0	0	0	0	2	0	.000		
Myers, D'Arby RF	1	1	1	0	0	0	0	1.000		
Springer, George CF	3	2	2	3	1	0	0	.667		
Aliotti, Anthony PH-1B	4	0	1	0	0	2	1	.250		
Foltynewicz, Mike P	0	0	0	0	0	0	0	.000		
Rearick, Chris P	0	0	0	0	0	0	0	.000		
McBryde, Jeremy P	0	0	0	0	0	0	0	.000		
Stites, Matt P	0	0	0	0	0	0	0	.000		
Blackwood, Jake 3B	4	1	1	0	0	0	1	.250		
Nicholas, Brett DH-1B	4	1	1	1	0	2	2	.250		
Coleman, Dusty SS	2	0	0	0	0	1	1	.000		
Valdez, Jeudy SS	2	0	0	0	0	1	0	.000		
Garcia, Rene C	2	1	0	0	0	0	0	.000		
Telis, Tomas PH-C	2	0	1	0	0	0	0	.500		
Herrera, Odubel 2B	2	0	2	1	0	0	0	1.000		
Rodriguez, Guilder 2B	2	0	0	0	0	1	1	.000		
Totals	36	6	9	5	1	10	8			
NORTH DIVISION	AB	R	H	RBI	BB	SO	LOB	AVG		
Nina, Angelys 2B-SS	4	0	0	0	0	0	1	.000		
Gotay, Ruben 3B	2	0	0	0	0	1	1	.000		
Navarro, Rey 3B	2	0	0	0	0	0	1	.000		
Grichuk, Randal CF	4	0	1	0	0	0	0	.250		
Cron, C.J. 1B	4	0	2	0	0	0	0	.500		
Roling, Kiel DH	2	0	0	0	0	0	0	.000		
a-Fields, Matt PH-DH	2	0	0	0	0	2	2	.000		
Swauger, Chris LF	4	0	1	0	0	2	2	.250		
Hernandez, Roman RF	3	0	0	0	0	0	2	.000		
Calixte, Orlando SS	2	0	1	0	0	1	0	.500		
Lindsey, Taylor 2B	1	0	1	0	0	0	0	1.000		
Bandy, Jett C	2	0	1	0	0	0	0	.500		
Canham, Mitch C	1	0	0	0	0	0	1	.000		
Totals	33	0	7	0	0	6	10			
SOUTH	IP	H	R	ER	BB	SO	HR	ERA		
Ramirez, Neil (W)	1.0	0	0	0	0	1	0	0.00		
Martinez, David (H)	1.0	1	0	0	0	0	0	0.00		
Smith, Murphy (H)	2.0	1	0	0	0	1	0	0.00		
Buchanan, Jake (H)	1.0	2	0	0	0	0	0	0.00		
Foltynewicz, Mike (H)	1.0	0	0	0	0	0	0	0.00		
Rearick, Chris	1.0	1	0	0	0	2	0	0.00		
McBryde, Jeremy	1.0	1	0	0	0	0	0	0.00		
Stites, Matt	1.0	1	0	0	0	2	0	0.00		
Totals	9.0	7	0	0	0	6	0	0.00		
NORTH	IP	H	R	ER	BB	SO	HR	ERA		
Matzek, Tyler(L)	2.0	2	2	0	1	5	0	0.00		
Garrido, Santiago	1.0	0	0	0	0	0	0	0.00		
Piazza, Mike	2.0	1	0	0	0	0	0	0.00		
Cooney, Tom	1.0	1	1	1	0	2	1	9.00		
Cisco, Michael	1.0	1	1	1	0	2	1	9.00		
Wyatt, Heath	1.0	3	2	2	0	1	1	18.00		
Johnson, Kevin	0.2	1	0	0	0	0	0	0.00		
Thomas, Kevin	0.1	0	0	0	0	0	0	0.00		
Totals	9.0	9	6	4	1	10	3	6.00		
2B: Blackwood (1, Matzek), Telis (1, Johnson, K); Swauger (1, Martinez, D), Cron (1, Rearick).										
HR: Springer 2 (2, 6th inning off Cooney, 0 on, 1 out; 8th inning off Wyatt, 1 on, 1 out), Nicholas (1, 7th inning off Cisco, 0 on, 0 out).										
RBI: Herrera, O (1), Springer 3 (3), Nicholas (1).										
Team RISP: SD - 1-for-8; ND - 0-for-6										
Team LOB: SD - 4; ND - 6										
SB: Springer (1, 2nd base off Matzek/Bandy).										
CS: Herrera, O (1, 2nd base by Piazza/Bandy); Grichuk (1, 2nd base by Smith, M/Garcia, R).										
E: Herrera, O (1, throw); Matzek (1, throw).										
Pickoffs: Garcia, R (Bandy at 1st base).										
Umpires: HP: Justin Sassaman. 1B: Pat Hoberg. 2B: Brett Terry. 3B: Ramon Hernandez. LF: Mike Cascio. PP: Travis Eggert.										
Time of Game: 2:23 Attendance: 6,265.										





**RECORDS**

# SINGLE-SEASON RECORDS

All-Time Club Standings									
Year	Division	Place	Won	Lost	Pct.	GB	Attend.	Postseason	
2008	North	2 <sup>nd</sup>	75	65	.536	1.0	358,792	2 <sup>nd</sup> Half Champs, lost to ARK 3-0	
2009	North	2 <sup>nd</sup>	73	67	.521	1.0	318,056	2 <sup>nd</sup> Half & North Champs, def. SPG 3-0, lost MID 3-1	
2010	North	1 <sup>st</sup>	86	54	.614	---	320,523	1 <sup>st</sup> & 2 <sup>nd</sup> Half Champs, TL Champs def SPG 3-2, def MID 3-1	
2011	North	1 <sup>st</sup>	73	64	.533	---	310,613	2 <sup>nd</sup> Half Champs, lost to ARK 3-2	
2012	North	4 <sup>th</sup>	58	81	.414	21.5	321,254	Did not qualify	
2013	North	4 <sup>th</sup>	59	81	.421	14.5	318,592	Did not qualify	
2014	North	4 <sup>th</sup>	53	87	.379	22.5	319,109	Did not qualify	
2015	North	2 <sup>nd</sup>	69	70	.496	2.0	290,471	1 <sup>st</sup> Half & North Champs, def. ARK 3-0, lost MID 3-0	
2016	North	4 <sup>th</sup>	65	75	.464	10.0	312,001	2 <sup>nd</sup> Half & North Champs, def. SPG 3-1, lost MID 3-1	
2017	North	3 <sup>rd</sup>	67	73	.479	10.0	304,026	1 <sup>st</sup> Half & North Champs, lost to TUL 3-2	
2018	North	3 <sup>rd</sup>	70	70	.500	4.5	304,526	Did not qualify	
11 Seasons			748	787	.487	---	3,477,965		

All-Time Batting Statistics												
Year	AVG	AB	R	H	2B	3B	HR	RBI	SH	SF	SB	CS
2008	.262	4677	640	1224	208	24	122	594	51	42	167	85
2009	.269	4694	703	1263	245	31	107	633	52	41	162	77
2010	.291	4697	770	1368	291	37	132	712	52	48	152	70
2011	.268	4529	688	1212	206	30	108	618	86	35	205	56
2012	.257	4656	564	1198	217	27	109	517	59	44	122	50
2013	.250	4656	583	1164	222	35	120	531	38	34	118	66
2014	.241	4644	505	1118	206	17	84	462	70	37	110	58
2015	.266	4671	625	1242	266	33	127	577	45	36	129	44
2016	.253	4719	552	1195	232	18	101	498	57	38	157	48
2017	.260	4782	544	1244	189	24	80	506	32	28	119	45
2018	.267	4693	660	1252	224	44	106	594	53	33	167	71

All-Time Pitching Statistics												
Year	ERA	CG	SHO	SV	IP	H	R	ER	HR	HB	BB	SO
2008	4.15	2	11	47	1248.0	1270	628	576	129	71	396	989
2009	4.42	3	4	33	1222.1	1306	704	600	110	63	520	833
2010	3.84	2	14	37	1213.0	1195	609	517	97	54	452	1017
2011	4.57	4	8	42	1199.2	1181	688	609	140	48	486	998
2012	4.78	0	6	35	1210.0	1206	721	643	141	65	558	976
2013	4.19	4	9	31	1233.2	1167	653	575	126	78	497	1074
2014	4.26	2	7	34	1234.2	1248	678	584	118	53	496	1064
2015	3.89	1	5	28	1202.0	1186	603	520	102	46	488	978
2016	3.55	0	8	32	1239.2	1159	534	489	122	41	373	1163
2017	4.21	1	8	40	1227.2	1298	643	574	115	43	435	1022
2018	4.56	1	9	35	1209.1	1334	692	613	138	68	461	1004

All-Time Fielding Statistics												
Year	PCT.	G	PO	A	E	TC	DP	PB				
2008	.979	140	3744	1526	111	5381	145	8				
2009	.972	140	3667	1521	149	5337	149	8				
2010	.974	140	3639	1477	139	5255	144	5				
2011	.975	137	3600	1416	126	5142	145	12				
2012	.976	139	3630	1425	122	5177	135	17				
2013	.973	140	3701	1374	141	5216	119	14				
2014	.968	140	3704	1371	166	5241	112	11				
2015	.976	139	3606	1314	123	5043	126	13				
2016	.982	140	3720	1322	93	5135	119	13				
2017	.978	140	3683	1316	112	5111	135	10				
2018	.976	140	3628	1359	123	5110	119	15				

SINGLE-SEASON RECORDS	
Best Record, Overall.....	86-54.....2010
Worst Record, Overall.....	53-87.....2014
Most Games Won.....	86.....2010
Most Games Lost.....	87.....2014
Highest Winning Pct.....	.614.....2010
Lowest Winning Pct.....	.379.....2014
Best Record, Overall, Home.....	48-21.....2010
Worst Record, Overall, Home.....	24-46.....2014
Best Record, Overall, Road.....	38-33.....2010
Worst Record, Overall, Road.....	21-48.....2012
Best First Half Record, Overall.....	42-28.....2010
Worst First Half Record, Overall.....	25-45.....2014
Best Second Half Record, Overall.....	44-26.....2010
Worst Second Half Record, Overall.....	21-48.....2012
Best First Half Record, Home.....	25-11.....2015
Worst First Half Record, Home.....	10-24 (2x).....2013, 2014
Best First Half Record, Road.....	20-14.....2017
Worst First Half Record, Road.....	13-23 (3x).....2008, 2012, 2016
Best Second Half Record, Home.....	24-12.....2008
Worst Second Half Record, Home.....	13-23.....2012
Best Second Half Record, Road.....	21-17.....2010
Worst Second Half Record, Road.....	8-28.....2017

## SINGLE-SEASON RECORDS CONTIN.

Most Total Wins Over One Club .....	25.....	Arkansas (2010)
Most Total Losses to One Club.....	21.....	Tulsa (2014)
Best Winning Pct., Season Series.....	.781.....	Arkansas (2010)
Most One-Run Games Played.....	50.....	2009
Most-One Run Games Won.....	30.....	2012
Most-One Run Games Lost.....	27 (3x).....	2010, 2014, 2016
Most Doubleheaders Won.....	12.....	2010
Best Doubleheader Record.....	7-1.....	2017
Most Extra-Inning Games, Played.....	14 (3x).....	2008, 2011, 2016
Most Extra-Inning Games, Won.....	9 (2x).....	2009, 2016
Most Extra Inning Games, Lost.....	9.....	2011
Best Extra-Inning Record.....	9-3.....	2009
Most Shutouts Participated.....	23.....	2016
Most Shutouts Won.....	14.....	2010
Most Shutouts Lost.....	15.....	2016

### CLUB BATTING

Highest Batting Average.....	.291.....	2010
Lowest Batting Average.....	.241.....	2014
Most At Bats.....	4782.....	2017
Fewest At Bats.....	4529.....	2011
Most Runs.....	770.....	2010
Fewest Runs.....	505.....	2014
Most Opponents Runs.....	721.....	2012
Fewest Opponents Runs.....	603.....	2015
Most Hits.....	1368.....	2010
Fewest Hits.....	1118.....	2014
Most Singles.....	908.....	2010
Fewest Singles.....	787.....	2013
Most Doubles.....	291.....	2014
Fewest Doubles.....	189.....	2017
Most Triples.....	44.....	2018
Fewest Triples.....	17.....	2014
Most Home Runs.....	132.....	2010
Fewest Home Runs.....	80.....	2017
Most Home Runs, Home.....	80.....	2010
Fewest Home Runs, Home.....	46.....	2017
Most Home Runs, Road.....	74.....	2015
Fewest Home Runs, Road.....	34.....	2017
Runs Batted In.....	712.....	2010
Highest Slugging Percentage.....	.453.....	2010
Lowest Slugging Percentage.....	.347.....	2014
Most Stolen Bases.....	205.....	2011
Most Times Caught Stealing.....	85.....	2008
Most Times GIDP.....	120 (2x).....	2011, 2013
Fewest Times GIDP.....	73.....	2018
Most Sacrifice Hits.....	86.....	2011
Most Sacrifice Flies.....	48.....	2010
Most Grand Slams.....	6.....	2008
Most Strikeouts.....	1130.....	2015
Fewest Strikeouts.....	817.....	2010
Most Walks.....	500.....	2008
Fewest Walks.....	310.....	2017
Most Times HBP.....	76.....	2010
Fewest Times HBP.....	36.....	2013

### CLUB PITCHING

Lowest ERA.....	3.84.....	2010
Highest ERA.....	4.78.....	2012
Most Complete Games.....	4 (2x).....	2011, 2013
Fewest Complete Games.....	0.....	2012
Most Strikeouts.....	1074.....	2013
Fewest Strikeouts.....	833.....	2009
Most Walks.....	558.....	2012
Fewest Walks.....	396.....	2008
Most Hits.....	1334.....	2018
Fewest Hits.....	1167.....	2013
Most Runs.....	721.....	2012
Fewest Runs.....	603.....	2015
Most Saves.....	47.....	2008
Fewest Saves.....	28.....	2015

### CLUB FIELDING

Highest Fielding Percentage.....	.979.....	2008
Lowest Fielding Percentage.....	.968.....	2014
Fewest Errors.....	111.....	2008
Most Errors.....	166.....	2014
Most Double Plays.....	149.....	2009
Fewest Double Plays.....	112.....	2014
Fewest Passed Balls.....	5.....	2010

SINGLE-SEASON RECORDS CONTIN.

INDIVIDUAL BATTING (min. 225 AB)		
Highest Batting Average.....	.354.....	Balbino Fuenmayor (2015)
Highest Slugging Percentage.....	.687.....	Mike Moustakas (2010)
Most Games Played.....	140.....	Corey Smith (2009)
Most At Bats.....	550.....	Corey Smith (2009)
Most Runs.....	92.....	Johnny Giavotella (2010)
Most Hits.....	168.....	Johnny Giavotella (2010)
RH Batter.....	168.....	Johnny Giavotella (2010)
LH Batter.....	160.....	Clint Robinson (2010)
Switch Hitter.....	146.....	Derrick Robinson (2010)
Most Total Bases.....	298.....	Clint Robinson (2010)
Most Doubles.....	41.....	Clint Robinson (2010)
Most Triples.....	10.....	Paulo Orlando (2011)
Most Home Runs.....		
RH Batter.....	31.....	Matt Fields (2013)
LH Batter.....	26.....	Clint Robinson (2010)
Switch Hitter.....	12.....	Rey Navarro (2012)
Most Grand Slams.....	2 (5x).....	Kila Kaaihue (2008)
.....		Mario Lissou (2008)
.....		Salvador Perez (2011)
.....		Matt Fields (2013)
.....		Jorge Bonifacio (2014)
Most RBI.....	98.....	Clint Robinson (2010)
Most Stolen Bases.....	55.....	Derrick Robinson (2011)
Most Strikeouts.....	189.....	Matt Fields (2013)
Fewest Strikeouts.....	25 (2x).....	Geraldo Valentin (2008)
.....		Jordan Parraz (2009)
Most Sacrifice Flies.....	7.....	Frank Schwindel (2016)
Most Sacrifice Hits.....	19.....	Terrance Gore (2016)
Most Times HBP.....	18.....	Paulo Orlando (2010)
Most Time GDP.....	20.....	Mauricio Ramos (2016)

INDIVIDUAL PITCHING		
Games.....	45.....	Jon Keck (2013)
Complete Games (9IP).....	2.....	Andy Ferguson (2014)
Starts.....	29.....	Corey Ray (2017)
Games Finished.....	32 (3x).....	Jake Newberry (2017)
.....		Andrew Triggs (2014)
.....		Chris Hayes (2008)
Shutouts (9IP).....	1 (4x).....	Corey Ray (2017)
.....		Andy Ferguson (2014)
.....		Brooks Pounders (2013)
.....		Blake Wood (2008)
Wins.....	14.....	Everett Teaford (2010)
Wins vs. One Club.....	4 (7x).....	Emilio Ogando v. Springfield (2018)
.....		Foster Griffin v. Tulsa (2017)
.....		Eric Skoglund v. Tulsa (2016)
.....		Jason Adam v. Tulsa (2013)
.....		Will Smith v. Springfield (2011)
.....		Everett Teaford v. Arkansas (2010)
.....		Anthony Lerew v. Arkansas (2009)
Win Percentage, Starter (min. 70IP).....	.824.....	Everett Teaford (2010)
Losses.....	14.....	Sugar Ray Marimon (2013)
.....		Noel Arguelles (2012)
Innings Pitched.....	161.1.....	Will Smith (2011)
Most Runs Allowed.....	103.....	Julio Pimentel (2008)
Most Hits Allowed.....	195.....	Rowdy Hardy (2008)
Most Walks Allowed.....	66.....	Noel Arguelles (2013)
Best ERA, Starter (min. 70IP).....	2.45.....	Yender Caramo (2016)
Best ERA, Reliever (min. 40IP).....	1.64.....	Chris Hayes (2008)
Most HR Allowed.....	26.....	Sugar Ray Marimon (2013)
Most Saves.....	19.....	Andrew Triggs (2014)
Most Saves vs. One Club.....	7.....	Zack Jackson v. Arkansas (2013)
Most Hit Batsmen.....	20.....	Rowdy Hardy (2008)
Most Wild Pitches.....	16.....	Chris Dwyer (2011)
Most Balks.....	4.....	Sugar Ray Marimon (2013)

INDIVIDUAL FIELDING		
Double Plays by Position:		
First Baseman.....	104.....	Corey Smith (2009)
Second Baseman.....	81.....	Johnny Giavotella (2010)
Shortstop.....	81.....	Chris McConnell (2010)
Third Baseman.....	21.....	Mike Moustakas (2010)
Outfielder.....	4 (2x).....	Ethan Chapman (2014)
Catcher.....	10.....	Jose Duarte (2009)
.....		Juan Graterol (2014)
Assists:		
Pitcher.....	25 (2x).....	Corey Ray (2017)
.....		Sugar Ray Marimon (2013)
Catcher.....	63 (2x).....	Juan Graterol (2014)
.....		Manny Pina (2010)
First Baseman.....	46.....	Matt Fields (2013)
Second Baseman.....	217.....	Corey Toups (2016)
Shortstop.....	265.....	Humberto Arteaga (2017)
Third Baseman.....	182.....	Hunter Dozier (2015)
Outfielder.....	18.....	Jose Duarte (2008)

# SINGLE-GAME RECORDS

## CLUB GENERAL

Longest Game, 9 Innings, Home.....	3:59.....	vs. Midland, May 20, 2009
Longest Game, 9 Innings, Away.....	3:58.....	at Arkansas, July 22, 2010
Shortest Game, 9 Innings, Home.....	1:57.....	vs. Arkansas, June 5, 2008
Shortest Game, Home.....	1:22.....	v. Arkansas, September 2, 2010 (7 innings, gm 2)
Shortest Game, 9 Innings, Away.....	1:59.....	at Tulsa, June 8, 2016
Shortest Game, Away.....	1:40.....	at Tulsa, July 29, 2009 (7 innings, gm 1)
Longest Game, Extra innings, Home.....	5:05.....	v. Arkansas, May 3, 2014 (15 innings)
Shortest Game, Extra Innings, Home.....	2:34.....	v. Tulsa, June 19, 2008 (10 innings)
Longest Game, Extra Innings, Away.....	5:38.....	at Springfield, May 11, 2013(20 innings)
Shortest Game, Extra Innings, Away.....	2:34.....	at Arkansas, May 18, 2008 (10 innings)
Longest Game, Innings, Home.....	15.....	v. Arkansas, May 3, 2014
Longest Game, Innings, Away.....	20.....	at Springfield, May 11, 2013
Longest 1-0 Win.....	2:41.....	at Arkansas, July 21, 2010
Longest 1-0 Loss.....	2:52.....	at Springfield, June 11, 2014
Largest Winning Margin.....	15.....	v. Arkansas, May 22, 2010 (19-4)
Largest Losing Margin.....	21.....	at San Antonio, April 15, 2011 (26-5)
Largest Shutout Victory.....	12-0.....	at Springfield, August 23, 2013
Largest Shutout Loss.....	0-16.....	at Tulsa, August 30, 2017

## CLUB BATTING

Runs Scored.....	21.....	at Springfield, August 20, 2013
Runs Scored, Opponent.....	26.....	at San Antonio, April 15, 2011
Runs Scored, Both Teams.....	31.....	at San Antonio, April 15, 2011
Scored in Every Inning.....	Never	
Most Consecutively Scored Innings.....	7.....	at Midland, September 15, 2009
Most Consecutively Scored Innings (regular season).....	6 (2x).....	at San Antonio, July 7, 2009 (10-5, W) at Corpus Christi, July 7, 2011 (9-2, W)
RBI.....	20.....	at Springfield, August 20, 2013
RBI, Opponent.....	26.....	at San Antonio, April 15, 2011
RBI, Both Teams.....	30.....	at San Antonio, April 15, 2011
Hits.....	22.....	v. Arkansas, May 22, 2010
Hits, Opponent.....	26.....	at San Antonio, April 15, 2011
Hits, Both Teams.....	35.....	at San Antonio, April 15, 2011
Doubles.....	8.....	at Midland, July 13, 2015
Triples.....	2 (multiple).....	last: May 3, 2018 v. Springfield (Deweese, N Lopez)
Home Runs.....	7.....	at Springfield, July 23, 2013
Home Runs, Opponent.....	7.....	at San Antonio, April 15, 2011
Extra Base Hits.....	11.....	v. Arkansas, August 31, 2010 (7 2B, 1 3B, 2 HR)
Extra Base Hits, Opponent.....	16.....	at San Antonio, April 15, 2011 (8 2B, 7 HR)
Total Bases.....	40.....	v. Arkansas, May 22, 2010
Total Bases, Opponent.....	56.....	at San Antonio, April 15, 2011
Left on Base.....	19.....	August 24, 2018 v. Springfield
Left on Base, Opponent.....	16.....	v. Springfield, July 25, 2010
Strikeouts.....	22.....	at Springfield, May 11, 2013
Walks.....	13.....	v. Arkansas, May 23, 2010
Walks, Opponents.....	13.....	at Midland, April 9, 2015
Stolen Bases.....	8 (2x).....	at Springfield, August 24, 2011
Stolen Bases, Opponent.....	6 (multiple).....	at San Antonio, July 8, 2011 last: vs. Corpus Christi July 7, 2012

## CLUB PITCHING

Strikeouts.....	19.....	at Springfield, May 11, 2013
Walks, Opponents.....	13.....	at Midland, April 9, 2015

## CLUB FIELDING

Double Plays.....	5.....	at San Antonio, August 20, 2015
Double Plays, Opponent.....	4 (12x).....	last: v. Midland, July 2, 2016
Errors.....	5 (2x).....	at Corpus Christi, April 5, 2012
Errors, Opponent.....	6.....	at San Antonio, April 9, 2009 at Midland, April 7, 2014

# INDIVIDUAL GAME RECORDS

## INDIVIDUAL BATTING

Hits.....	6.....	Ed Lucas at Springfield, July 21, 2009
Runs Scored.....	4 (13x).....	last: Nicky Lopez at Tulsa, June 21, 2019
At Bats.....	9 (5x).....	Orlando Calixte at Springfield, May 11, 2013 Rey Navarro at Springfield, May 11, 2013 Alex Llanos at Springfield, May 11, 2013 Alex McClure at Springfield, May 11, 2013 Juan Graterol at Springfield, May 11, 2013
Hit for Cycle.....	2.....	Nicky Lopez at Tulsa, June 21, 2018 Bubba Starling at Arkansas, July 28 2015 Nicky Lopez at Tulsa, June 21, 2018 Brian Fletcher v. Arkansas, July 22, 2013 Johnny Giavotella at Arkansas, July 22, 2010
Combined Hits and Runs.....	9 (3x).....	Ryan O'Hearn at Tulsa, June 26, 2016 Mario Lisson at Tulsa, June 13, 2012 Anthony Seratelli at Corpus Christi, April 17, 2011 Johnny Giavotella v. Springfield, July 24, 2010 (game 2) Clint Robinson v. Arkansas, May 22, 2010 Jeff Bianchi at Springfield, June 19, 2009
Doubles.....	3 (6x).....	

*Italics - Texas League Championship Series*

SINGLE-GAME RECORDS CONTIN.

Triples.....	2.....	Mitch Canham v. Tulsa, August 28, 2013
Home Runs.....	3 (2x).....	Lane Adams v. Corpus Christi, August 13, 2013
		Brian Fletcher v. Arkansas, July 23, 2013
Total Bases.....	14.....	Brian Fletcher v. Arkansas, July 23, 2013
Extra Base Hits.....	4.....	Clint Robinson v. Arkansas, May 22, 2010
RBI.....	7 (2x).....	Lane Adams v. Corpus Christi, August 13, 2013
		Clint Robinson v. Arkansas, May 22, 2010
Walks.....	4 (5x).....	Johnny Whittleman v. San Antonio, April 17, 2012
		Anthony Seratelli v. Springfield, July 24, 2011
		Ed Lucas at Springfield, July 16, 2009
		Kila Ka'aihue at Springfield, July 20, 2008
		Juan Richardson v. Arkansas, April 28, 2008
Strikeouts.....	5 (2x).....	Angel Franco at Springfield, May 11, 2013
		Alex McClure at Springfield, May 11, 2013
Stolen Bases.....	4 (2x).....	Derrick Robinson at Springfield, August 24, 2011
		Derrick Robinson at Springfield, April 26, 2010

INDIVIDUAL PITCHING

Strikeouts (starter).....	13.....	Danny Duffy at Tulsa, July 11, 2013
Strikeouts (reliever).....	7 (4x).....	Cristian Castillo at Tulsa (Game 2), August 29, 2018
		Ashton Goudeau v. Corpus Christi, August 17, 2016
		Chris Nicoll vs. Midland, August 8, 2008
		Dusty Hughes at Arkansas, May 18, 2008
Walks.....	8.....	Noel Arguelles at Springfield, May 12, 2013
Home Runs.....	4 (4x).....	Franco Terrero at Tulsa, April 22, 2018
		Eric Skoglund at Springfield, August 23, 2016
		Mike Montgomery vs. Tulsa, September 1, 2012
		Edgar Garcia vs. Tulsa, August 29, 2009
Wild Pitches.....	4 (4x).....	last: Edgar Osuna vs. Frisco, June 3, 2011

INDIVIDUAL FIELDING

Errors.....	3 (3x).....	Christian Colon vs. Springfield, May 3, 2011
		Anthony Seratelli vs. Tulsa, August 5, 2010
		Ed Lucas vs. Arkansas, July 23, 2009

MONTHLY RECORDS

CLUB GENERAL

Wins.....	21.....	July, 2008
Losses.....	23.....	July, 2012
Best Record - by pct. (min. 15 games).....	21-8 (75%).....	July, 2008
Worst Record - by pct. (min. 15 games).....	6-27 (22.2%).....	May, 2013

CLUB BATTING

Best Average.....	.306.....	May, 2008
Worst Average.....	.217.....	April, 2008
Most Runs.....	177.....	July, 2008
Fewest Runs (min. 15 games).....	81.....	April, 2018
Home Runs.....	38.....	July, 2008
Fewest Home Runs (min. 15 games).....	10.....	April, 2018
Home Runs Allowed.....	35.....	July, 2011
Doubles.....	62.....	June 2010
Triples.....	12 (2x).....	last: May, 2018

INDIVIDUAL BATTING

Average (min. 50 plate appearances).....	.424.....	Mike Moustakas, July, 2010
Hits.....	45.....	Balbino Fuenmayor, May, 2015
Doubles.....	13.....	Clint Robinson, May, 2010
Triples.....	9.....	Paulo Orlando, August, 2011
Home Runs.....	10.....	Jamie Romak, July 2011
RBI.....	32.....	Mike Moustakas, May, 2010
Runs.....	26.....	Kila Ka'aihue, July, 2008

INDIVIDUAL PITCHING

Wins.....	5.....	Everett Teaford, August, 2010
Losses.....	5 (2x).....	Jake Kalish, July 2017
		Corey Ray, July 2017
		Ashton Goudeau, July, 2016
		Jason Adam, May, 2013
ERA (min. 25 IP).....	0.95.....	Jake Junis, May, 2016
Strikeouts.....	37 (4x).....	Jake Junis, May, 2016
		J.C. Sulbaran, July, 2014
		Will Smith, August, 2011
		Dan Cortes, June, 2008
Saves.....	8 (2x).....	Andrew Triggs, June, 2014
		Zack Jackson, August, 2013

CONSECUTIVE RECORDS

CLUB GENERAL

Games Won.....	11.....	April 26 - May 6, 2015
Games Won to Start Season.....	1 (4x).....	Last: April 6, 2018 v. Corpus Christi
Games Lost.....	10.....	April 6 - April 16, 2014
Games Lost to Start Season.....	5.....	April 4 - April 8, 2013
Won, Home.....	10.....	April 20 - May 14, 2015

# CONSECUTIVE RECORDS CONTIN.

Won, Road.....	8 (2x).....	June 14 - June 20, 2017
.....	.....	August 23 - August 29, 2008
Lost, Home.....	10.....	June 5 - June 21, 2008
Lost, Road.....	16.....	July 9 - August 17, 2017
One-Run Games Played.....	6.....	June 17 - June 22, 2012
One-Run Games Won.....	5.....	June 7 - June 19, 2017
One-Run Games Lost.....	6.....	April 23 - May 6, 2018
Won Extra Innings.....	6.....	April 24 - June 19, 2012
Series Won.....	5 (2x).....	May 5 - May 24, 2018
.....	.....	June 21 - July 10, 2010
Series Lost.....	6.....	August 13 - September 1, 2014
Scoreless Innings Pitched.....	26.2.....	June 16 - June 19, 2016

## INDIVIDUAL CONSECUTIVE STREAKS

<b>Batting:</b>		
Hitting Streak.....	21.....	Clint Robinson, June 16 - July 12, 2010
Hitting Streak, Home.....	20.....	Mike Moustakas, May 17 - June 22, 2010
Hitting Streak, Road.....	18.....	Ramon Torres, April 17 - May 25, 2016
On-Base.....	34.....	Jecksson Flores, May 29 - July 7, 2018
On-Base, Home.....	28 (2x).....	Mike Moustakas, April 22 - June 22, 2010
.....	.....	Jordan Parraz, April 18 - June 15, 2009
On-Base, Road.....	28.....	Corey Toups, May 27 - August 9, 2016
Games with Home Run.....	5.....	Clint Robinson, Aug. 7 - Aug. 12, 2010
<b>Pitching:</b>		
Batters Retired.....	18.....	Christian Binford at Springfield, April 26, 2016
Strikeouts.....	8.....	Juan Abreu (3 games) July 23 - July 29, 2009
Decisions.....	17.....	Ashton Goudeau, May 25 - August 17, 2016
Consecutive Scoreless Innings, Starter.....	31.2.....	Emilio Ogando, July 22 - August 26, 2018
Consecutive Scoreless Innings, Reliever.....	21.1.....	Tim Hill, June 7 - July 29, 2017



Jecksson Flores set the all-time franchise record on-base streak with a sixth-inning single against Corpus Christi on July 1 en route to a 34-game streak which ended on July 8.

# CONSECUTIVE RECORDS CONTIN.

## Wins - All Games

Length	Year	Details
11	2015	April 26 (at Tulsa) - May 6 (at Springfield), snapped: May 7 (loss at Springfield)
8	2017	June 14 (at Tulsa) - June 20 (at Arkansas), snapped: June 21 (loss at Arkansas)
8	2010	July 1 (v. San Antonio) - July 9 (at San Antonio), snapped: July 10 (loss at San Antonio)
8	2008	August 23 (at Tulsa) - August 30 (v. Tulsa), snapped: August 31 (loss v. Tulsa)
7	2015	May 16 (v. Springfield) - May 22 (v. Tulsa), snapped: May 23 (loss v. Tulsa)
7	2012	June 2 (at Frisco) - June 9 (v. Arkansas), snapped: June 10 (loss at Tulsa)
6 (7x)	2018	Last: August 2 (v. Springfield) - August 8, Game 2 (v. Midland), snapped: August 9 (loss v. Midland)

## Losses - All Games

Length	Year	Details
10	2014	April 6 (at Midland) - April 16 (at Tulsa), snapped: April 17 (win at Tulsa)
8	2012	July 2 (at San Antonio) - July 9 (v. San Antonio), snapped: July 10 (win v. San Antonio)
7	2018 (3x)	Last: July 12 (v. Tulsa) - July 18 (at Springfield), snapped: July 19 (win v. Tulsa)
7	2015	July 5 (at Midland) - July 12 (v. Midland), snapped: July 13 (win v. Midland)
7	2014	August 16 (at San Antonio) - August 23 (at Arkansas), snapped: (win v. Arkansas, gm 1)
7	2013	May 26 (at San Antonio, gm 2) - June 1 (at San Antonio), snapped: June 2 (win v. San Antonio)
7	2009	August 19 (at Midland) - August 25 (v. Springfield), snapped: August 26 (win v. Springfield)
7	2008	June 5 (v. Arkansas) - June 11 (at Tulsa), snapped: June 12 (win at Springfield)
6 (6x)	2017	Last: July 15 (v. Tulsa) - July 20 (v. Tulsa), snapped: July 21 (win v. Tulsa)

## Wins - Home Games

Length	Year	Details
10	2015	April 20 (v. Frisco) - May 14 (v. Springfield), snapped: May 15 (loss v. Springfield)
10	2008	July 5 (v. San Antonio) - July 23 (v. Tulsa), snapped: July 24 (loss v. Tulsa)
8	2008	April 25 (v. Arkansas) - May 6 (v. Tulsa), snapped: May 7 (loss v. Springfield)
7	2018	July 25 (v. Arkansas) - August 8 (v. Midland, Game 2), snapped: August 9 (v. Midland)
7	2012	June 6 (v. Arkansas) - June 20 (v. Tulsa), snapped: June 21 (loss v. Tulsa)
7	2010	July 1 (v. San Antonio) - July 17 (v. Springfield, gm 1), snapped: July 17 (loss v. Springfield, gm 1)
7	2010	May 7 (v. Springfield) - May 22 (v. Arkansas), snapped: May 23 (loss v. Arkansas)
7	2009	May 31 (v. Frisco) - June 13 (v. Arkansas), snapped: June 14 (loss v. Tulsa)
6 (2x)	2017	Last: April 25 (v. Springfield) - May 9 (v. Arkansas), snapped: May 11 (loss v. Tulsa)

## Losses - Home Games

Length	Year	Details
12	2008	June 5 (v. Arkansas) - July 4 (v. San Antonio), snapped: July 5 (win v. San Antonio)

## Wins - Road Games

Length	Year	Details
8	2017	June 14 (at Tulsa) - June 20 (at Arkansas), snapped: June 21 (at Arkansas)
7	2016	April 28 (at Springfield) - May 9 (at Arkansas), snapped: May 10 (loss at Arkansas)
7	2008	August 23 (at Tulsa) - August 29 (at Arkansas), snapped: September 4 (loss at Arkansas)
6	2011	April 30 (at Arkansas) - May 16 (at Tulsa), snapped: May 17 (loss at Tulsa)

## Losses - Road Games

Length	Year	Details
16	2017	July 9 (at San Antonio) - August 17 (at Midland), snapped: August 18 (win at Frisco)
11	2012	July 2 (at San Antonio) - July 23 (at Springfield), snapped: July 31 (win at Tulsa)
10	2012	August 15 (at Midland) - August 29 (at Arkansas), snapped: August 31 (win at Arkansas, gm 1)
9	2013	May 12 (at Springfield) - May 24 (at Corpus Christi), snapped: May 26 (win at San Antonio)
8	2012	April 9 (at San Antonio) - May 2 (at Springfield), snapped: May 3 (win at Springfield)
8	2009	August 10 (at Arkansas) - September 1 (at Arkansas), snapped: September 2 (win at Arkansas)
8	2008	August 3 (at Arkansas) - August 18 (at Frisco), snapped: August 23 (win at Tulsa)
7	2018	July 7 (at Corpus Christi) - July 18 (at Springfield), snapped: July 26 (win at Springfield)
7	2016	April 14 (at Frisco) - April 25 (at Springfield), snapped: April 26 (win at Springfield)
7	2010	May 13 (at Springfield) - May 28 (at Frisco), snapped: May 29 (win at Midland)

## NATURALS OVERALL SEASON SERIES RECORDS

Year	Won	Lost	Split	Sweeps	Swept
2008	19	16	6	9	7
2009	18	15	7	3	3
2010	27	11	2	6	2
2011	19	12	9	4	4
2012	12	21	5	4	10
2013	11	22	7	2	8
2014	12	23	6	1	10
2015	13	20	7	5	3
2016	15	19	7	3	5
2017	15	21	3	6	6
2018	19	19	5	2	7

# TOP-10 BATTING - SEASON

## Games Played

1.	140*	Corey Smith.....	2009
2.	136*	<b>Erick Mejia.....</b>	<b>2018</b>
3.	134*	Johnny Giavotella.....	2010
4.	133	Jose Duarte.....	2008
	133	Juan Richardson.....	2008
6.	132	Samir Duenez.....	2017
	132	Jorge Bonifacio.....	2014
8.	131	Matt Fields.....	2013
9.	130	Mario Lisson.....	2008
10.	129	Anthony Seratelli.....	2011
	129	Clint Robinson.....	2010

## At Bats

1.	550*	Corey Smith.....	2009
2.	540*	<b>Erick Mejia.....</b>	<b>2018</b>
3.	523	Samir Duenez.....	2017
4.	528	Jose Duarte.....	2008
5.	522	Johnny Giavotella.....	2010
6.	511	Derrick Robinson.....	2010
7.	505	Jorge Bonifacio.....	2014
8.	495	Yem Prades.....	2012
	495	Kurt Mertins.....	2009
10.	494	Juan Richardson.....	2008

## Runs Scored

1.	92*	Johnny Giavotella.....	2010
2.	91	Anthony Seratelli.....	2011
3.	90	Clint Robinson.....	2010
	90	Juan Richardson.....	2010
5.	84	Paulo Orlando.....	2010
6.	79	<b>Erick Mejia.....</b>	<b>2018</b>
7.	74	<b>Jacksson Flores.....</b>	<b>2018</b>
	74	Derrick Robinson.....	2010
	74	Brett Eibner.....	2013
10.	71	Yem Prades.....	2012

## Hits

1.	168*	Johnny Giavotella.....	2010
2.	160	Clint Robinson.....	2010
3.	146	Derrick Robinson.....	2010
	146	Juan Richardson.....	2008
5.	144	<b>Jacksson Flores.....</b>	<b>2018</b>
6.	142	<b>Erick Mejia.....</b>	<b>2018</b>
7.	139	Mauricio Ramos.....	2016
8.	138	Alex Liddi.....	2015
9.	137	Corey Smith.....	2009
10.	136	Kurt Mertins.....	2009

## Doubles

1.	41*	Clint Robinson.....	2010
2.	39*	Alex Liddi.....	2015
3.	36	Juan Richardson.....	2008
4.	35	Johnny Giavotella.....	2010
5.	31	<b>Jacksson Flores.....</b>	<b>2018</b>
6.	30	Jorge Bonifacio.....	2015
	30	Yem Prades.....	2012
	30	Marc Maddox.....	2008
9.	29	Corey Smith.....	2009
10.	28	Mauricio Ramos.....	2016

## Triples

1.	10	Paulo Orlando.....	2010
2.	9	Brett Eibner.....	2013
3.	8	Derrick Robinson.....	2010
	8	Kurt Mertins.....	2009
5.	7	<b>Erick Mejia.....</b>	<b>2018</b>
6.	6	Alex Liddi.....	2015
	6	Anthony Seratelli.....	2011
	6	Paulo Orlando.....	2010
9.	5	<b>7 players, last: D. Dewees/N. Lopez.....</b>	<b>2018</b>

## Home Runs

1.	31*	Matt Field.....	2013
2.	29*	Clint Robinson.....	2010
3.	26*	Kila Ka'aihue.....	2008
4.	23	<b>Alex Liddi.....</b>	<b>2018</b>
	23	Jamie Romak.....	2011
6.	21	Mike Moustakas.....	2010
	21	Corey Smith.....	2009
8.	20	Frank Schwindel.....	2016
9.	19	Brett Eibner.....	2013
10.	18	Brian McFall.....	2008

## Runs Batted In

1.	98*	Clint Robinson.....	2010
2.	90	Corey Smith.....	2009
3.	87	Matt Fields.....	2013
4.	82	Juan Richardson.....	2008
5.	79	Kila Ka'aihue.....	2008
6.	76	Mike Moustakas.....	2010
7.	75	Samir Duenez.....	2017
8.	72	<b>Alex Liddi.....</b>	<b>2018</b>
9.	71	Jamie Romak.....	2011
10.	68	Frank Schwindel.....	2016

## Batting Average

1.	.358	Jordan Parraz.....	2009
2.	.354	Balbino Fuenmayor.....	2015
3.	.347	Mike Moustakas.....	2013
4.	.335*	Clint Robinson.....	2010
5.	.331	<b>Nicky Lopez.....</b>	<b>2018</b>
	.331	David Lough.....	2009
7.	.322	Johnny Giavotella.....	2010
8.	.315	Jeff Bianchi.....	2009
9.	.314*	<b>Jacksson Flores.....</b>	<b>2018</b>
	.314	Kila Ka'aihue.....	2008

## Walks

1.	80	Kila Ka'aihue.....	2008
2.	75	Anthony Seratelli.....	2011
3.	67	Johnny Whittleman.....	2012
4.	61	Johnny Giavotella.....	2010
5.	60	Matt Fields.....	2013
6.	58	Clint Robinson.....	2010
7.	55	Jamie Romak.....	2011
8.	54	Juan Richardson.....	2008
9.	53	Brett Eibner.....	2013
	53	Ed Lucas.....	2009

## Strikeouts

1.	189*	Matt Fields.....	2013
2.	151*	Hunter Dozier.....	2015
3.	149	Brett Eibner.....	2013
4.	132	Corey Smith.....	2009
5.	131	Ryan O'Hearn.....	2016
	131	Orlando Calixte.....	2013
7.	127	Jorge Bonifacio.....	2014
8.	126	<b>Alex Liddi.....</b>	<b>2018</b>
	126	Jorge Bonifacio.....	2015
10.	116	Samir Duenez.....	2017

## Hit by Pitch

1.	18	Paulo Orlando.....	2010
2.	11	Alfredo Escalera.....	2017
	11	Jordan Parraz.....	2009
3.	10	Mauricio Ramos.....	2016
	10	Marc Maddox.....	2008
5.	9	Nick Dini.....	2017
	9	Lane Adams.....	2014
	9	Matt Fields.....	2013
	9	Brian Fletcher.....	2013
	9	Mario Lisson.....	2008
	9	Brian McFall.....	2008

\*Led League

Single Season averages based on minimum 225 at bats

# TOP-10 BATTING - SEASON CONTIN.

## Stolen Bases

1.	55*	Derrick Robinson.....	2011
2.	50*	Derrick Robinson.....	2010
3.	44*	Terrance Gore.....	2016
4.	42	Ovandy Suero.....	2008
5.	39	Terrance Gore.....	2015
6.	38	Lane Adams.....	2014
7.	37	Jarrold Dyson.....	2009
8.	35	Anthony Seratelli.....	2011
9.	34	Erick Mejia.....	2018
10.	31	Mario Lissos.....	2008

## Total Bases

1.	298*	Clint Robinson.....	2010
2.	240	Johnny Giavotella.....	2010
3.	234	Juan Richardson.....	2008
4.	231	Jordan Parraz.....	2009
5.	228	Alex Liddi.....	2015
6.	213	Matt Fields.....	2013
7.	210	Samir Duenez.....	2017
8.	203	Frank Schwindel.....	2016
9.	202	Jecksson Flores.....	2018
	202	Jamie Romak.....	2011

## Slugging Percentage

1.	.687	Mike Moustakas.....	2010
2.	.625*	Clint Robinson.....	2010
3.	.624*	Kila Ka'ihue.....	2008
4.	.591	Balbino Fuenmayor.....	2015
5.	.553	Jordan Parraz.....	2009
6.	.527	Mario Lissos.....	2011
7.	.527	Paulo Orlando.....	2011
8.	.517	David Lough.....	2009
9.	.508	Tim Smith.....	2011
10.	.483	Alex Liddi.....	2018

## On-Base Percentage

1.	.463*	Kila Ka'ahue.....	2008
2.	.451	Jordan Parraz.....	2009
3.	.413	Mike Moustakas.....	2010
4.	.410	Clint Robinson.....	2010
5.	.397	Nicky Lopez.....	2018
6.	.395	Johnny Giavotella.....	2010
7.	.392	Anthony Seratelli.....	2012
8.	.388	Ed Lucas.....	2009
9.	.386	Balbino Fuenmayor.....	2015
10.	.372	Mario Lissos.....	2012
	.372	Tim Smith.....	2010

# TOP-10 BATTING - CAREER

## Career Games Played

1.	371	Mario Lissos.....	2008-09, 2011-12
2.	294	Paulo Orlando.....	2010-12, 2017
3.	283	Rey Navarro.....	2011-13
4.	282	Jorge Bonifacio.....	2013-15
5.	257	Orlando Calixte.....	2013-14, 2016
6.	246	Lane Adams.....	2013-15
7.	235	Alex Liddi.....	2015, 2018
8.	234	Derrick Robinson.....	2010-11
9.	230	Anthony Seratelli.....	2010-11
	230	Kurt Mertins.....	2009-12

## Career At Bats

1.	1271	Mario Lissos.....	2008-09, 2011-12
2.	1081	Jorge Bonifacio.....	2013-15
3.	1047	Paulo Orlando.....	2010-12, 2017
4.	1034	Rey Navarro.....	2011-13
5.	997	Orlando Calixte.....	2013-14, 2016
6.	934	Lane Adams.....	2013-15
7.	930	Derrick Robinson.....	2010-11
8.	874	Alex Liddi.....	2015, 2018
9.	864	Samir Duenez.....	2016-2018
10.	854	Jose Duarte.....	2008-09

## Career Runs Scored

1.	175	Mario Lissos.....	2008-09, 2011-12
2.	172	Paulo Orlando.....	2010-12, 2017
3.	153	Lane Adams.....	2013-15
4.	138	Rey Navarro.....	2011-13
5.	132	Anthony Seratelli.....	2010-11
6.	130	Derrick Robinson.....	2010-11
7.	128	Orlando Calixte.....	2013-14, 2016
8.	124	Jorge Bonifacio.....	2013-15
9.	119	Alex Liddi.....	2015, 2018
10.	118	Jose Duarte.....	2008-09

## Career Hits

1.	331	Mario Lissos.....	2008-09, 2011-12
2.	310	Paulo Orlando.....	2010-12, 2017
3.	277	Rey Navarro.....	2011-13
4.	260	Jorge Bonifacio.....	2013-15
5.	258	Lane Adams.....	2013-15
6.	252	Orlando Calixte.....	2013-14, 2016
7.	251	Derrick Robinson.....	2010-11
8.	231	Mauricio Ramos.....	2016-17
9.	228	Samir Duenez.....	2016-18
10.	218	Kurt Mertins.....	2009-12

## Career Doubles

1.	72	Mario Lissos.....	2008-09, 2011-12
2.	57	Alex Liddi.....	2015, 2018
	57	Jorge Bonifacio.....	2013-15
4.	53	Lane Adams.....	2013-15
5.	49	Orlando Calixte.....	2013-14, 2016
6.	48	Hunter Dozier.....	2014-17
7.	46	Samir Duenez.....	2016-18
	46	Paulo Orlando.....	2010-12, 2017
9.	43	Rey Navarro.....	2011-13
10.	41	Clint Robinson.....	2010

## Career Triples

1.	18	Paulo Orlando.....	2010-12, 2017
2.	11	Donnie Dewees.....	2017-18
3.	10	Derrick Robinson.....	2010-11
4.	9	Alex Liddi.....	2015, 2018
	9	Brett Eibner.....	2013
	9	Anthony Seratelli.....	2010-11
	9	Kurt Mertins.....	2009-12
8.	7	Erick Mejia.....	2018
	7	Lane Adams.....	2013-15
	7	Rey Navarro.....	2011-13
	7	Whit Merrifield.....	2012-14
	7	Angel Franco.....	2013-15

## Career Home Runs

1.	42	Mario Lissos.....	2008-09, 2011-12
2.	36	Alex Liddi.....	2015, 2018
3.	31	Matt Fields.....	2013
4.	30	Frank Schwindel.....	2015-17
5.	29	Jamie Romak.....	2010-11
	29	Clint Robinson.....	2010
7.	28	Lane Adams.....	2013-15
8.	27	Samir Duenez.....	2016-18
	27	Brian Fletcher.....	2012-14
10.	26	Kila Ka'ahue.....	2008
	26	Paulo Orlando.....	2010-12, 2017

\*Led League

Single Season averages based on minimum 225 at bats

Career averages based on minimum of 500 at-bats

## TOP-10 BATTING - CAREER CONTIN.

### Career Runs Batted In

1.	179	Mario Lissou.....	2008-09, 2011-12
2.	144	<b>Samir Duenuez.....</b>	<b>2016-18</b>
3.	134	Jorge Bonifacio.....	2013-15
4.	131	Paulo Orlando.....	2010-12, 2017
5.	128	<b>Alex Liddi.....</b>	<b>2015, 2018</b>
6.	115	Frank Schwindel.....	2015-17
	115	Rey Navarro.....	2011-13
8.	111	Lane Adams.....	2013-15
9.	107	Mauricio Ramos.....	2016-17
10.	105	Anthony Seratelli.....	2010-11

### Career Batting Average

1.	.322	Johnny Giavotella.....	2010-10
2.	.308	Tim Smith.....	2010-11
3.	<b>.298</b>	<b>Nicky Lopez.....</b>	<b>2017-18</b>
4.	.296	Ed Lucas.....	2008-09
	.296	Paulo Orlando.....	2010-12, 2017
6.	.280	Jeff Bianchi.....	2009, 2011
7.	.279	Brian Fletcher.....	2012-14
8.	.276	Lane Adams.....	2013-15
9.	.275	Mauricio Ramos.....	2016-17
10.	.272	Frank Schwindel.....	2015-17

### Career Walks

1.	124	Anthony Seratelli.....	2010-11
	124	Mario Lissou.....	2008-09, 2011-12
3.	103	Jorge Bonifacio.....	2013-15
4.	101	Ed Lucas.....	2008-09
5.	99	Lane Adams.....	2013-15
6.	97	Jose Duarte.....	2008-09
7.	94	Hunter Dozier.....	2014-17
8.	91	Derrick Robinson.....	2010-11
9.	82	Paulo Orlando.....	2010-12, 2017
10.	82	Ed Lucas.....	2008-09

### Career Strikeouts

1.	298	Mario Lissou.....	2008-09, 2011-12
2.	276	Jorge Bonifacio.....	2013-15
3.	254	<b>Alex Liddi.....</b>	<b>2015, 2018</b>
	254	Orlando Calixte.....	2013-14, 2016
5.	252	Hunter Dozier.....	2014-17
6.	229	Lane Adams.....	2013-15
7.	204	<b>Alfredo Escalera.....</b>	<b>2016-18</b>
8.	198	<b>Corey Toups.....</b>	<b>2016-18</b>
9.	196	<b>Samir Duenuez.....</b>	<b>2016-18</b>
10.	185	Yem Prades.....	2012

### Career Stolen Bases

1.	105	Derrick Robinson.....	2010-11
2.	91	Terrance Gore.....	2015-17
3.	82	Lane Adams.....	2013-15
4.	70	Mario Lissou.....	2008-09, 2011-12
5.	54	Paulo Orlando.....	2010-12, 2017
6.	50	Anthony Seratelli.....	2010-11
7.	46	Jose Duarte.....	2008-09
8.	42	Ovandy Suero.....	2008
9.	38	Ed Lucas.....	2008-09
10.	36	Raul Mondesi.....	2015-16

### Career Total Bases

1.	539	Mario Lissou.....	2008-09, 2011-12
2.	468	Rey Navarro.....	2011-13
3.	461	Paulo Orlando.....	2010-12, 2017
4.	<b>418</b>	<b>Alex Liddi.....</b>	<b>2015, 2018</b>
5.	409	Lane Adams.....	2013-15
6.	398	Jorge Bonifacio.....	2013-15
7.	374	Orlando Calixte.....	2013-14, 2016
8.	<b>363</b>	<b>Samir Duenuez.....</b>	<b>2016-18</b>
9.	337	Frank Schwindel.....	2015-17
10.	334	Mauricio Ramos.....	2016-17

### Career Slugging Percentage

1.	.487	Brian Fletcher.....	2012-14
2.	.477	Tim Smith.....	2010-11
3.	.460	Jamie Romak.....	2010-11
	.460	Johnny Giavotella.....	2010
5.	<b>.455</b>	<b>Alex Liddi.....</b>	<b>2015, 2018</b>
6.	.442	Frank Schwindel.....	2015-17
7.	.440	Paulo Orlando.....	2010-12, 2017
	.440	Brian McFall.....	2008-09
9.	.438	Lane Adams.....	2013-15
10.	.433	Ed Lucas.....	2008-09

### Career On-Base Percentage

1.	.397	Ed Lucas.....	2008-09
2.	.395	Johnny Giavotella.....	2010
3.	.380	Anthony Seratelli.....	2010-11
4.	.373	Tim Smith.....	2010-11
5.	.353	Paulo Orlando.....	2010-12, 2017
6.	.352	Lane Adams.....	2013-15
7.	.345	Jamie Romak.....	2010-11
8.	.342	Marc Maddox.....	2008-09
9.	.339	Christian Colon.....	2011-12, 2014
10.	.338	Whit Merrifield.....	2012-14

### Career Grand Slams

1.	2	Frank Schwindel.....	2015-17
	2	Jorge Bonifacio.....	2013-15
	2	Kila Ka'aihue.....	2008
	2	Salvador Perez.....	2011
	2	Mario Lissou.....	2008-09, 2011-12
5.	1	16 hitters tied.....	
		(Richardson, McFall, Strait, Lucas, Pina, Moustakas, T. Smith, Van Stratten, Colon, O'Hearn, Dewees, Escalera, and Ramos)	



Manager, Vance Wilson, greets Frank Schwindel following one of his six home runs during his 34 games in 2017.  
(photo: John Owens)

Career averages based on minimum of 500 at-bats

TOP-10 PITCHING - SEASON

Earned Run Average

1.	2.45*	Yender Caramo.....	2016
2.	2.82	Mark Peterson.....	2015
3.	2.93	Andy Ferguson.....	2014
4.	2.91	<b>Yunior Marte.....</b>	<b>2018</b>
4.	2.95	Edgar Osuna.....	2010
5.	3.09	Luke Farrell.....	2015
6.	3.12	Jonathan Dziedzic.....	2015
7.	3.25	Jake Junis.....	2016
8.	3.25	J.C. Sulbaran.....	2014
9.	3.36	Everett Teaford.....	2010

Wins

1.	14*	Everett Teaford.....	2010
2.	13*	Will Smith.....	2011
3.	11	<b>Emilio Ogando.....</b>	<b>2018</b>
11		Foster Griffin.....	2017
11		Andy Ferguson.....	2014
6.	10	<b>Foster Griffin.....</b>	<b>2018</b>
10		Emilio Ogando.....	2017
10		Jonathan Dziedzic.....	2015
10		Dan Cortes.....	2008
10		Blake Johnson.....	2010
10		Anthony Lerew.....	2010

Won-Loss Percentage

1.	.824	(14-3)	Everett Teaford.....	2010
2.	.714	(10-4)	Dan Cortes.....	2008
3.	.667	(6-3)	Michael Mariot.....	2012
4.	.688	(11-5)	<b>Foster Griffin.....</b>	<b>2017</b>
5.	.625	(10-6)	Jonathan Dziedzic.....	2015
	.625	(5-3)	Jake Odorizzi.....	2011
	.625	(10-6)	Anthony Lerew.....	2009
8.	.615	(8-5)	Eduardo Paulino.....	2010
9.	.600	(6-4)	Edgar Osuna.....	2011
10.	.591	(13-9)	Will Smith.....	2011

WHIP

1.	1.09	Yender Caramo.....	2016
2.	1.11	Eric Skoglund.....	2016
3.	1.15	Jake Junis.....	2016
4.	1.16	Andy Ferguson.....	2014
5.	1.16	Edgar Osuna.....	2010
6.	1.20	Aaron Brooks.....	2013
7.	1.22	<b>Yunior Marte.....</b>	<b>2018</b>
1.22		Matt Strahm.....	2016
1.22		Daniel Stumpf.....	2015
10.	1.24	Michael Mariot.....	2012
1.24		Everett Teaford.....	2010

Losses

1.	14*	Noel Arguelles.....	2012
14*		Sugar Ray Marimon.....	2013
3.	13	<b>Ashton Goudeau.....</b>	<b>2016</b>
13		Julio Pimentel.....	2008
5.	12*	<b>Foster Griffin.....</b>	<b>2018</b>
12*		Corey Ray.....	2017
7.	11	Tim Melville.....	2014
11		Jason Adam.....	2013
9.	10	Emilio Ogando.....	2017
10		Andy Ferguson.....	2014
10		J.C. Sulbaran.....	2014
10		Chris Dwyer.....	2011
10		Matt Kniginyzky.....	2009

Games Started

1.	29*	<b>Corey Ray.....</b>	<b>2017</b>
2.	28	Julio Pimentel.....	2008
3.	27	Eric Skoglund.....	2016
27		Chris Dwyer.....	2011
27		Will Smith.....	2011
27		Anthony Lerew.....	2009
27		Rowdy Hardy.....	2008
8.	26	<b>Foster Griffin.....</b>	<b>2018</b>
26		<b>Emilio Ogando.....</b>	<b>2018</b>
26		Tim Melville.....	2014
26		Jason Adam.....	2013
26		Sugar Ray Marimon.....	2013

Shutouts

1.	2 †	Blake Wood.....	2008
2.	1	<b>Corey Ray.....</b>	<b>2017</b>
1		Andy Ferguson.....	2014
1		Brooks Pounders.....	2013
1 +		Blake Wood.....	2009
1 +		Will Smith.....	2011
1 +		Danny Duffy.....	2010

Complete Games (9 innings)

1.	1	<b>Scott Blewett.....</b>	<b>2018</b>
1		Corey Ray.....	2017
1		Andy Ferguson.....	2014
1		Sugar Ray Marimon.....	2013
1%		Brooks Pounders.....	2013
1		Will Smith.....	2011
1		Blake Wood.....	2008

Appearances

1.	45	Jon Keck.....	2013
2.	44	<b>Franco Terrero.....</b>	<b>2018</b>
3.	43	<b>Yunior Marte.....</b>	<b>2018</b>
43		Malcom Culver.....	2015
43		Aroni Nina.....	2015
43		Andrew Triggs.....	2014
7.	42	Eric Stout.....	2016
42		Daniel Stumpf.....	2015
42		Noel Arguelles.....	2014
42		Kyle Crist.....	2012

Saves

1.	19*	Andrew Triggs.....	2014
2.	18	Zach Jackson.....	2013
3.	15	Jake Newberry.....	2017
4.	12	<b>Jake Newberry.....</b>	<b>2018</b>
12		Chris Hayes.....	2008
6.	11	Kevin McCarthy.....	2016
7.	10	Patrick Keating.....	2010
8.	6	Mark Peterson.....	2016
9		Patrick Keating.....	2009
9		Brandon Sisk.....	2010

Innings Pitched

1.	161.1*	Will Smith.....	2011
2.	157.1	Julio Pimentel.....	2008
3.	156.1*	Eric Skoglund.....	2016
4.	155.2	Rowdy Hardy.....	2008
5.	152.2	<b>Foster Griffin.....</b>	<b>2018</b>
6.	152.0	Anthony Lerew.....	2009
7.	148.1	<b>Scott Blewett.....</b>	<b>2018</b>
148.1		Sugar Ray Marimon.....	2013
9.	147.2	Andy Ferguson.....	2014
10.	144.0	Jason Adam.....	2013

Strikeouts

1.	134*	Eric Skoglund.....	2016
2.	126	Jason Adam.....	2013
126		Chris Dwyer.....	2011
4.	119	Sugar Ray Marimon.....	2013
5.	118	Andy Ferguson.....	2014
6.	117	<b>Foster Griffin.....</b>	<b>2018</b>
117		Jake Junis.....	2016
8.	116	J.C. Sulbaran.....	2014
9.	115	Julio Pimentel.....	2008
10.	113	Everett Teaford.....	2010

\*Led League

% Denotes a no-hitter

† Denotes One 9-inning shutout, one 7-inning shutout

+ Denotes 7-inning shutout

Single-Season ERA based on min. of 70.0 IP

## TOP-10 PITCHING - SEASON CONTIN.

### Hits Allowed

1.	197	Foster Griffin.....	2018
2.	195	Rowdy Hardy.....	2008
3.	193	Julio Pimentel.....	2008
4.	171	Will Smith.....	2011
5.	170	Corey Ray.....	2017
6.	168	Blake Johnson.....	2008
7.	164	Anthony Lerew.....	2009
8.	159	Sugar Ray Marimon.....	2013
9.	157	Matt Kniginyzky.....	2009
10.	153	Jason Adam.....	2013

### Walks Allowed

1.	78	Chris Dwyer.....	2011
2.	72*	Emilio Ogando.....	2018
3.	68	Tim Melville.....	2014
4.	66	Noel Arguelles.....	2012
5.	63	Eduardo Paulino.....	2010
6.	59	Corey Ray.....	2017
	59	Aaron Crow.....	2010
8.	57	Matt Kniginyzky.....	2009
9.	55	Anthony Lerew.....	2009
	55	Dan Cortes.....	2008

### Home Runs Allowed

1.	26*	Sugar Ray Marimon.....	2013
2.	22	Foster Griffin.....	2018
3.	21	Matt Kniginyzky.....	2009
4.	20	Corey Ray.....	2017
	20	Blake Johnson.....	2009
6.	19*	Eric Skoglund.....	2016
7.	17	J.C. Sulbaran.....	2015
	17	Julio Pimentel.....	2008
9.	14	Matt Strahm.....	2016
	14	Tim Melville.....	2014
	14	Chris Dwyer.....	2011
	14	Anthony Lerew.....	2009
	14	Rowdy Hardy.....	2008

### Single Season Hit Batsmen

1.	20*	Rowdy Hardy.....	2008
2.	15	Jason Adam.....	2013
3.	12	Scott Blewett.....	2018
4.	11	Brooks Ponders.....	2013
	11	Blake Johnson.....	2008
6.	10	Matt Kniginyzky.....	2009
7.	9	Rowdy Hardy.....	2008
8.	8	Miguel Almonte.....	2015
	8	Dan Cortes.....	2008

## TOP-10 PITCHING - CAREER

### Earned Run Average

1.	1.41	Chris Hayes.....	2008-09
2.	2.36	Mark Peterson.....	2014-16
3.	2.45	Yender Caramo.....	2016
4.	3.01	Mario Santiago.....	2010-11
	3.01	Pedro Fernandez.....	2016-18
6.	3.12	Jonathan Dziedzic.....	2015
7.	3.22	Michael Mariot.....	2012, 2018
8.	3.33	Chris Nicoll.....	2008-09
9.	3.43	Luke Farrell.....	2014-15
	3.43	Matt Strahm.....	2016

### Career Wins

1.	24	Blake Johnson.....	2008-11
2.	21	Foster Griffin.....	2017-18
	21	Emilio Ogando.....	2017-18
4.	18	Andy Ferguson.....	2013-16
5.	17	Everett Teaford.....	2009-10
6.	16	Dan Cortes.....	2008-09
7.	15	J.C. Sulbaran.....	2012-15
	15	Chris Dwyer.....	2010-12
9.	14	Rowdy Hardy.....	2009-10
10.	13	Jason Adam.....	2014-15, 2017-18
	13	Will Smith.....	2010-11

### Career Won-Loss Percentage

1.	.917 (11-1)	Chris Nicoll.....	2008-09
2.	.667 (6-3)	Michael Mariot.....	2012
	.667 (12-6)	Edgar Osuna.....	2010-11
4.	.625 (10-6)	Jonathan Dziedzic.....	2015
	.625 (5-3)	Jake Odorizzi.....	2011
	.625 (10-6)	Anthony Lerew.....	2009
7.	.615 (8-5)	Eduardo Paulino.....	2010
	.615 (16-10)	Dan Cortes.....	2008-09
9.	.611 (11-7)	Mario Santiago.....	2010-11
10.	.591 (13-9)	Will Smith.....	2011

### Career WHIP

1.	0.987	Chris Hayes.....	2008-09
2.	1.088	Yender Caramo.....	2016
3.	1.134	Eric Skoglund.....	2016-17, 2018*
4.	1.177	Jake Odorizzi.....	2011-12
5.	1.179	Jake Junis.....	2015-16
6.	1.194	Mark Peterson.....	2014-17
7.	1.196	Andy Ferguson.....	2013-16
8.	1.202	Aaron Brooks.....	2013
9.	1.224	Matt Strahm.....	2016
10.	1.233	Mario Santiago.....	2010-11

### Career Losses

1.	26	J.C. Sulbaran.....	2012-15
2.	24	Noel Arguelles.....	2012-14
3.	21	Sugar Ray Marimon.....	2012-14
4.	20	Blake Johnson.....	2008-11
5.	19	Jason Adam.....	2013-14
	19	Chris Dwyer.....	2010-12
7.	18	Rowdy Hardy.....	2009-10
8.	17	Foster Griffin.....	2017-18
	17	Emilio Ogando.....	2017-18
10.	16	Sam Selman.....	2014-18
	16	Blake Wood.....	2008-09, 2014

### Career Shutouts

1.	3 #	Blake Wood.....	2008-09, 2014
2.	1	Andy Ferguson.....	2013-16
	1	Brooks Ponders.....	2013
	1 +	Will Smith.....	2010-11
	1 +	Danny Duffy.....	2010, 2013*

### Career Complete Games

1.	2	Andy Ferguson.....	2014-16
2.	1	Sugar Ray Marimon.....	2012-14
	1	Brooks Ponders.....	2013, 2015
	1	Will Smith.....	2011
	1	Blake Wood.....	2008-09, 2014

### Career Games Started

1.	59	Blake Johnson.....	2008-11
2.	49	Emilio Ogando.....	2017-18
3.	47	Chris Dwyer.....	2010-12
4.	46	J.C. Sulbaran.....	2012-15
5.	44	Foster Griffin.....	2017-18
	44	Jason Adam.....	2013-14, 2017-18
7.	42	Sugar Ray Marimon.....	2012-14
8.	41	Andy Ferguson.....	2013-16
9.	38	Dan Cortes.....	2008-09
10.	37	Rowdy Hardy.....	2009-10

#Two 7-inning shutouts

+7-inning shutout

\*MLB Rehab Appearance

Career averages based on a min. of 100.0 IP

## TOP-10 PITCHING - CAREER CONTIN.

### Career Appearances

1.	114	Sam Selman.....	2014-18
2.	92	Noel Arguelles.....	2012-14
3.	88	Patrick Keating.....	2010-12
4.	85	Malcom Culver.....	2013-15
5.	83	Mark Peterson.....	2014-17
6.	82	Blake Johnson.....	2008-11
7.	76	J.C. Sulbaran.....	2012-15
8.	75	Rowdy Hardy.....	2009-10
9.	73	Aroni Nina.....	2014-16
	73	Jon Keck.....	2012-13

### Career Saves

1.	27	Jake Newberry.....	2017-18
2.	26	Patrick Keating.....	2010-12
3.	19	Andrew Triggs.....	2013-14
4.	18	Zach Jackson.....	2013
	18	Mark Peterson.....	2014-17
6.	15	Malcom Culver.....	2013-15
	15	Blaine Hardy.....	2010-12
	15	Chris Hayes.....	2008-09
9.	11	Kevin McCarthy.....	2015-16
10	9	Brandon Sisk.....	2010
	9	Aaron Hartsock.....	2008-09

### Career Innings Pitched

1.	366.1	Blake Johnson.....	2008-11
2.	297.0	Rowdy Hardy.....	2009-10
3.	289.2	J.C. Sulbaran.....	2012-14
4.	280.1	Andy Ferguson.....	2013-16
5.	260.0	Jason Adam.....	2013-14, 2017-18
6.	257.1	Foster Griffin.....	2017-18
7.	252.1	Noel Arguelles.....	2012-14
8.	251.1	Emilio Ogando.....	2017-18
9.	244.2	Chris Dwyer.....	2010-12
10.	236.0	Sugar Ray Marimon.....	2012-14

### Career Strikeouts

1.	244	Sam Selman.....	2014-18
2.	243	Jason Adam.....	2013-14, 2017-18
	243	Andy Ferguson.....	2013-16
4.	232	J.C. Sulbaran.....	2012-15
5.	217	Chris Dwyer.....	2010-12
6.	214	Blake Johnson.....	2008-11
7.	198	Foster Griffin.....	2017-18
8.	183	Rowdy Hardy.....	2009-10
9.	177	Emilio Ogando.....	2017-18
10.	166	Dan Cortes.....	2008-09

### Career Hits Allowed

1.	420	Blake Johnson.....	2008-11
2.	342	Rowdy Hardy.....	2009-10
3.	308	J.C. Sulbaran.....	2012-14
4.	305	Foster Griffin.....	2017-18
5.	289	Noel Arguelles.....	2012-14
6.	268	Jason Adam.....	2013-14, 2017-18
7.	257	Emilio Ogando.....	2017-18
8.	247	Andy Ferguson.....	2013-16
9.	243	Sugar Ray Marimon.....	2012-14
10.	232	Zach Lovvorn.....	2017-18

### Career Walks Allowed

1.	163	Noel Arguelles.....	2012-14
2.	139	J.C. Sulbaran.....	2012-15
3.	132	Chris Dwyer.....	2010-12
4.	131	Sam Selman.....	2014-18
5.	108	Emilio Ogando.....	2017-18
	108	Blake Johnson.....	2008-11
7.	105	Dan Cortes.....	2008-09
	104	Eduardo Paulino.....	2010-11
9.	101	Sam Selman.....	2014-18
10.	92	Jason Adam.....	2013-14, 2017-18

### Career Home Runs Allowed

1.	44	J.C. Sulbaran.....	2012-15
2.	37	Emilio Ogando.....	2017-18
3.	35	Sugar Ray Marimon.....	2012-14
	35	Blake Johnson.....	2008-11
5.	31	Foster Griffin.....	2017-18
6.	29	Chris Dwyer.....	2010-12
7.	27	Noel Arguelles.....	2012-14
8.	26	Andy Ferguson.....	2013-16
9.	24	Edgar Osuna.....	2010-11
10.	23	Rowdy Hardy.....	2009-10

### Career Hit Batsmen

1.	37	Rowdy Hardy.....	2009-10
2.	22	Jason Adam.....	2013-14, 2017-18
3.	21	Sam Selman.....	2014-18
4.	20	Blake Johnson.....	2008-11
5.	15	J.C. Sulbaran.....	2012-15
6.	14	Brooks Pounders.....	2013, 2015
7.	12	Scott Blewett.....	2018
	12	Dan Cortes.....	2008-09
9.	11	Emilio Ogando.....	2017-18
	11	Blake Wood.....	2008-09, 2014



Sam Selman (above) set the all-time strikeout record on June 10, 2018 against Arkansas. (photo: John Owens)

#Two 7-inning shutouts

+7-inning shutout

\*MLB Rehab Appearance

Career averages based on a min. of 100.0 IP

# INDIVIDUAL HITTING PERFORMANCES

## Six Hit Performances

No.	Player	Date	Opponent
1.	Ed Lucas	July 21, 2008	at Springfield

## Five Hit Performances

No.	Player	Date	Opponent
1.	Ed Lucas	June 22, 2009	at Tulsa
2.	Jeff Bianchi	June 27, 2009	Arkansas
3.	Clint Robinson	May 22, 2010	Arkansas
4.	Johnny Givotella	July 22, 2010	at Arkansas
5.	Anthony Seratelli	August 17, 2011	Frisco
6.	Brian Fletcher	July 23, 2013	Arkansas
7.	Jorge Bonifacio	August 21, 2014	Springfield
8.	Nicky Lopez	June 21, 2018	at Tulsa

# WALK-OFF HOME RUNS

No.	Date	Batter	Pitcher	Opponent	Inn.	On	Final
1.	June 11, 2009	Jordan Parraz	David Herndon	Arkansas	8 <sup>th</sup>	0	2-1
2.	June 27, 2009	Jeff Bianchi	Marco Albano	Arkansas	10 <sup>th</sup>	0	4-3
3.	August 17, 2009	Vance Wilson	Thomas Diamond	Frisco	9 <sup>th</sup>	0	2-1
4.	April 9, 2011	Mario Lisson	Josh Spence	San Antonio	9 <sup>th</sup>	0	6-5
5.	April 10, 2011	Salvador Perez	David Berner	Corpus Christi	14 <sup>th</sup>	0	3-2
6.	July 23, 2013*	Brian Fletcher	Nick Maronde	Arkansas	11 <sup>th</sup>	2	10-8
7.	August 16, 2013	Cheslor Cuthbert	Matt Lollis	San Antonio	12 <sup>th</sup>	0	2-1
8.	April 22, 2014	Mark Threlkeld	Ronnie Shaban	Springfield	9 <sup>th</sup>	0	3-2
9.	May 11, 2014	Orlando Calixte	Dean Kiekhefer	Springfield	9 <sup>th</sup>	0	9-8
10.	May 17, 2014	Orlando Calixte	Nelson Gonzales	Tulsa	9 <sup>th</sup>	0	2-1
11.	May 17, 2015	Hunter Dozier	Iden Nazario	Springfield	9 <sup>th</sup>	0	3-2
12.	May 15, 2018	Nick Dini	Matt Festa	Arkansas	9 <sup>th</sup>	1	1-0

\*Game was suspended on July 23, HR hit on July 24

## NATURALS WALK-OFF HOME RUNS - BY THE NUMBERS

### By Year:

3 walk-off home runs	(2):	2009, 2014
2 walk off home runs	(2):	2011, 2013
1 walk-off home run	(2):	2015, 2018
None	(4):	2008, 2010, 2012, 2016, 2017

## NATURALS SIGNIFICANT HITTING STREAKS

Streak	Name	Dates	Streak	Name	Dates
21	Clint Robinson	June 16-July 12, 2010	13 (7x)	Jacksson Flores	May 3 - May 17, 2018
19	Jordan Parraz	May 27-June 15, 2009		Nicky Lopez	June 1 - June 14, 2018
17	Jacksson Flores	June 15 - July 6, 2018		Ramon Torres	Aug. 21-Sept. 7, 2015
16 (5x)	Elier Hernandez	May 21 - June 7, 2018		Jamie Romak	July 12-25, 2011
	Rey Navarro	July 4-23, 2013		Eric Hosmer	Aug.13-27, 2010
	Alex Liddi	Aug. 8-25, 2015		Kurt Mertins	July 10-25, 2009
	Brian Fletcher	June 19-July 8, 2013		Jose Duarte	July 5-19, 2008
	Wil Myers	April 23-May 10, 2012	12 (8x)	Corey Toups	July 1-15, 2016
	Cody Clark	June 18-July 14, 2009		Ramon Torres	April 22-May 5, 2016
15 (5x)	Jackson Flores (2x)	last: July 31 Aug. 16, 2018		Bubba Starling	June 26-July 11, 2015
	Lane Adams	July 17-Aug. 1, 2015		Paulo Orlando	June 7-20, 2012
	Mike Bianucci	April 21-May 7, 2015		Paulo Orlando	July 23-Aug. 5, 2011
	Paulo Orlando	June 18-July 5, 2010		Tim Smith	June 10-23, 2011
14 (4x)	Ryan O'Hearn	June 9-22, 2016		Johnny Givotella	July 1-17, 2010
	Balbino Fuenmayor	May 3-17, 2015		Derrick Robinson	June 16-July 1, 2010
	Angel Franco	July 14-29, 2014			
	Corey Smith	May 4-16, 2009			

# NATURALS NO-HITTERS

## Brooks Pounders

June 27, 2013 vs. Midland  
Northwest Arkansas 11, Midland 0



The 2013 season had been one of ups and downs for the 22-year old Brooks Pounders, but on a Thursday night in June, it was the pinnacle of his campaign.

Pounders became the first hurler in Northwest Arkansas history to

throw a complete-game no-hitter against the Midland RockHounds.

The 6-foot-4 right-hander fanned six Midland batters and allowed just two baserunners - Connor Crumbliss reached on a Matt Field's error in the third and Taylor Ladendorf was hit by a pitch in the fifth.

Pounders threw a season-high 98 pitches with 70 crossing for strikes.

Midland	AB	R	H	RBI	BB	SO	AVG
Crumbliss lf	4	0	0	0	0	0	.282
Myers cf	4	0	0	0	0	1	.273
Alliotti 1b	3	0	0	0	0	1	.352
Goebbert dh	3	0	0	0	0	0	.284
Coleman 3b	3	0	0	0	0	2	.270
Oberacker rf	3	0	0	0	0	1	.237
Ladendorf 2b	2	0	0	0	0	1	.283
Freitas c	3	0	0	0	0	0	.226
Taylor c	0	0	0	0	0	0	.211
Perez, D ss	3	0	0	0	0	0	.249
Totals	28	0	0	0	0	6	

NW Arkansas	AB	R	H	RBI	BB	SO	AVG
Eibner cf	5	2	3	1	0	0	.226
Calixte ss	4	2	3	2	0	0	.265
Fletcher dh	5	1	1	4	0	1	.268
Fields 1b	4	1	1	0	1	2	.244
Cuthbert 3b	4	0	1	0	0	1	.200
Navarro 2b	4	1	2	0	0	0	.279
Prades rf	3	1	0	0	1	0	.185
Merrifield lf	4	2	3	3	0	0	.216
Graterol c	4	1	2	1	0	0	.253
<b>Totals</b>	<b>37</b>	<b>11</b>	<b>16</b>	<b>11</b>	<b>2</b>	<b>4</b>	

**2B:** Merrifield (7, off Daley). **HR:** Fletcher (6, 1st inning off Leon, 2 on, 0 out), Calixte (4, 6th inning off Leon, 0 on, 0 out). **RBI:** Fletcher 4 (14), Calixte 2 (17), Eibner (19), Merrifield 3 (13), Graterol (7). **DP:** Midland 2.

**LOB:** Midland, 2; Northwest Arkansas 5. **CS:** Navarro(4, 2nd base by Leon/Freitas). **E:** Fields (7)

Midland	IP	H	R	ER	BB	SO	HR
Leon (4-5)	6.2	11	5	5	0	3	2
Hunter	0.2	1	3	3	2	0	0
Daley	0.2	4	3	3	0	1	0
<b>Totals</b>	<b>8.0</b>	<b>16</b>	<b>11</b>	<b>11</b>	<b>2</b>	<b>4</b>	<b>2</b>

NW Arkansas	IP	H	R	ER	BB	SO	HR
Pounders (3-4)	9.0	0	0	0	0	6	0

**WP:** Daley. **HBP:** Ladendorf (by Pounders), Calixte (by Hunter). **Pitches-strikes:** Daley 16-12, Pounders 98-70. **GO-FO:** Pounders 10-8.

**Umpires:** Thornewell, R. Hernandez, Eggert.  
**T:** 2:28.  
**Att:** 3,955.

## Greg Holland

## Chris Dwyer

## Brandon Lafferty

## Kendal Volz

May 10, 2012  
Northwest Arkansas 2, Springfield 0

It was the second of its kind for the Naturals on May 10, 2012 with starter Greg Holland on a rehab stint setting the tone by striking out the side in the first inning.

Chris Dwyer, the scheduled starter, continued to dominate the Springfield Cardinals with 6.2 innings of no-hit baseball. Dwyer allowed just two base runners via base on balls and struck out five before handing the ball over to Brandon Lafferty to finish the eighth inning. Kendal Volz tossed a perfect ninth to cap the no-hit evening.

The Naturals scored in the first inning with Wil Myers bringing home Paulo Orlando and added the second run in the fourth frame.

Springfield	AB	R	H	RBI	BB	SO	AVG
Wong 2b	4	0	0	0	0	1	.308
Curtis 3b	3	0	0	0	1	2	.400
Taveras cf	4	0	0	0	0	2	.320
Conley rf	4	0	0	0	0	1	.258
Swauger dh	3	0	0	0	0	1	.259
Shaffer lf	3	0	0	0	0	0	.263
Scruggs 1b	3	0	0	0	0	0	.184
Derba c	3	0	0	0	0	1	.203
Garcia ss	1	0	0	0	1	0	.250
<b>Totals</b>	<b>28</b>	<b>0</b>	<b>0</b>	<b>0</b>	<b>2</b>	<b>8</b>	

NW Arkansas	AB	R	H	RBI	BB	SO	AVG
Orlando rf	4	1	1	0	0	0	.286
Colon ss	4	0	2	0	0	1	.298
Myers cf	2	0	1	1	2	1	.342
Whittleman dh	3	0	0	0	0	1	.3
275							
Lisson 1b	4	0	0	0	0	1	.203
Duncan 3b	4	1	1	0	0	1	.294
Navarro 2b	4	0	0	0	0	1	.190
Testa lf	3	0	0	0	0	1	.307
Rodriguez c	3	0	2	1	0	0	.214
<b>Totals</b>	<b>31</b>	<b>2</b>	<b>7</b>	<b>2</b>	<b>3</b>	<b>9</b>	

**RBI:** Myers (25), Rodriguez, Jul (4). **SB:** Duncan (1, 2nd base off Rosenthal/Derba), Colon (4, 2nd base off Rosenthal/Derba). **E:** Rosenthal (2); Colon, (8). **LOB:** Springfield 4; Northwest Arkansas, 8.

Springfield	IP	H	R	ER	BB	SO	HR
Rosenthal (2-4)	4.1	6	2	2	2	6	0
Thomas	1.2	0	0	0	0	2	0
Rondon	1.0	1	0	0	1	1	0
Wright, J	1.0	0	0	0	0	0	0
<b>Totals</b>	<b>8.0</b>	<b>7</b>	<b>2</b>	<b>2</b>	<b>3</b>	<b>9</b>	<b>0</b>

NW Arkansas	IP	H	R	ER	BB	SO	HR
Holland, G	1.0	0	0	0	0	3	0
Dwyer (2-4)	6.2	0	0	0	2	5	0
Lafferty	0.1	0	0	0	0	0	0
Volz (5-4)	1.0	0	0	0	0	0	0
<b>Totals</b>	<b>9.0</b>	<b>0</b>	<b>0</b>	<b>0</b>	<b>2</b>	<b>8</b>	<b>0</b>

**WP:** Rosenthal. **Balk:** Rondon. **HBP:** Garcia, (by Dwyer). **Pitches-strikes:** Holland, G 14-11, Dwyer 103-60, Lafferty 3-2, Volz 8-6. **GO-FO:** Dwyer 9-5, Lafferty 0-1, Volz 2-0.

**Umpires:** Hoberg, Stanzak, Benham.  
**T:** 2:45.  
**Att:** 3,964.

## Will Smith

## Kelvin Herrera

July 19, 2011  
Northwest Arkansas 1, Arkansas 0

Billed initially as a pitcher's duel, the contest did not stray from that theme with Naturals starter Will Smith tossing seven innings of no-



baseball against the Travelers. His counter part, 2014 AL Rookie of the Year Matt Shoemaker went the distances scatter five hits, struck out eight and allowed the

one and decide Northwest Arkansas run.

Smith struck out the first two Travelers faced en route to retiring the first 15 batters. Smith allowed back-to-back walks to begin the fifth which set up history. Alberto Rosario grounded

to third baseman Mario Lisson who stepped on third, tossed to Jeff Bianchi at second and he relayed it to first to complete the inning-ending triple play. The first and only in Naturals history.

Kelvin Herrera polished off the win with a perfect eighth and ninth innings. The Naturals crossed the plate in the first inning capitalizing on two Traveler errors.



NW Arkansas	AB	R	H	RBI	BB	SO	AVG
Robinson cf	4	0	0	0	0	1	.271
Colon ss	4	1	0	0	0	0	.255
Myers rf	4	0	0	0	0	1	.267
Romak 1b	4	0	2	1	0	0	.255
Bianchi 2b	4	0	1	0	0	2	.269
Francis lf	4	0	0	0	0	1	.288
Perez c	3	0	1	0	0	1	.266
Serattelli dh	3	0	1	0	0	1	.283
Lisson 3b	3	0	0	0	0	1	.248
<b>Totals</b>	<b>33</b>	<b>1</b>	<b>5</b>	<b>1</b>	<b>0</b>	<b>8</b>	

Arkansas	AB	R	H	RBI	BB	SO	AVG
Pettit 1b	3	0	0	0	0	2	.211
Perez ss	3	0	0	0	0	2	.300
Jimenez 3b	3	0	0	0	0	0	.299
Lopez lf	3	0	0	0	0	1	.283
Castillo rf	3	0	0	0	0	2	.233
Cusick 2b	3	0	0	0	0	0	.292
Fuller cf	2	0	0	0	1	0	.247
Mercado dh	2	0	0	0	1	0	.274
Rosario c	3	0	0	0	0	0	.230
<b>Totals</b>	<b>25</b>	<b>0</b>	<b>0</b>	<b>0</b>	<b>2</b>	<b>7</b>	

**2B:** Perez, S (13, off Shoemaker), Romak (16, off Shoemaker). **RBI:** Romak (51). **LOB:** Northwest Arkansas 5. **SB:** Bianchi (10, 2nd base off Shoemaker/Rosario, A). **Triple Play:** Rosario (Lisson-Bianchi-Romak). **E:** Jimenez 2 (15), Rosario, A 2 (5).

NW Arkansas	IP	H	R	ER	BB	SO	HR
Smith (8-7)	7.0	0	0	0	0	2	5
Herrera (5,7)	2.0	0	0	0	0	2	0

Arkansas	IP	H	R	ER	BB	SO	HR
Shoemaker (8-2)	9.0	5	1	0	0	8	0

**Pitches-strikes:** Smith 101-62, Herrera 23-16. **GO-FO:** Smith 8-6, Herrera 4-0.

**Umpires:** Schwarz, Scheurwater, Fazio.  
**T:** 2:15.  
**Att:** 4,112.

## NO-HITTER AGAINST THE NATURALS

Arkansas Travelers right-hander, Jordan Kipper, recorded the 1st no-hitter in Arvest Ballpark history and the only no-hitter ever against the Naturals on May 17, 2016. He faced the minimum over 9.0 innings after walking the first batter of the game, struck out the next hitter and induced a double-play en route to his near-perfect night. It's the first no-hitter by one pitcher since former Natural, Brooks Pounders' no-no in 2013 and was the 10th no-hitter by one pitcher since 1987.

# INTER-DIVISION PLAY

## OVERALL RECORDS

Overall Record.....	228-298
Home Record.....	132-131
Road Record.....	96-167
Extra Inning Record.....	16-21
In Shutouts.....	21-38

## INTER-DIVISION SERIES RESULTS

Team	Home	Road	Total
Corpus Christi	32-34	29-37	61-71
Frisco	33-32	26-39	59-71
Midland	35-31	19-45	54-76
San Antonio	32-34	21-45	55-79
<b>TOTALS</b>	<b>132-131</b>	<b>92-166</b>	<b>228-298</b>

## INTER-DIVISION ATTENDANCE RECORDS

Largest Home Crowd.....	8,773
vs. Midland, May 29, 2009	
Largest Road Crowd.....	11, 876
at Frisco, July 4, 2015	
Total Home Attend.....	1,174,545
Total Home Dates.....	246
Avg. Home Attend.....	4,775
Total Road Attend.....	1,370,381
Total Road Dates.....	265
Avg. Road Attend.....	5,171
Total Overall Attend.....	2,255,926

## CONSECUTIVE RECORDS

Longest Winning Streak.....	10 (2010)
Longest Losing Streak.....	15 (2013-2014)

## SINGLE GAME RECORDS

Most Runs Scored.....	16, 2x
v. Midland, April 10, 2016	
v. Corpus Christi, July 8, 2008	
Most Runs Allowed.....	26
at San Antonio, April 15, 2011	
Most Runs Combined.....	31
at San Antonio, April 15, 2011	

## INDIVIDUAL GAME BATTING RECORDS

Hits.....	5
Anthony Serratelli v. Frisco, August 17, 2011	
*Runs.....	4, 3x
Nick Dini at Corpus Christi, July 6, 2017	
Kurt Mertins v. Corpus Christi, June 1, 2009	
Kila Ka'aihue v. Corpus Christi, July 8, 2008	
+RBI.....	7
Lane Adams v. Corpus Christi, August 13, 2013	
Home Runs.....	3
Lane Adams v. Corpus Christi, August 13, 2013	
*36 players have scored 3 runs in a game	
last: Alfredo Escalera v. Frisco, August 10, 2018	
+ Ryan O'Hearn had 6 RBI v. Corpus Christi, August 17, 2016	

## INDIVIDUAL GAME PITCHING RECORDS

Innings Pitched.....	9.0, 3x
Scott Blewett v. Frisco, August 10, 2018	
Andy Ferguson v. San Antonio, August 9, 2014	
Brooks Pounders v. Midland, June 27, 2013	
Walks.....	7, 3 times
last: Jason Adam at Midland, July 5, 2013	
*Strikeouts.....	11
Jason Adam vs. Corpus Christ, May 30, 2013	
# Foster Griffin struck out 10 v. Corpus Christi, July 1, 2017	
Eric Skoglund struck out 10 at San Antonio, August 12, 2016	
*8 pitchers have recorded 9 strikeouts	
last: Matt Strahm v. Midland, June 30, 2016	

## NATURALS vs. THE NORTH DIVISION (REGULAR SEASON)

	HOME	ROAD	OVERALL
Arkansas Travelers	101-63 (.616)	78-82 (.488)	178-145 (.551)
Springfield Cardinals	107-70 (.605)	73-103 (.415)	180-173 (.510)
Tulsa Drillers	87-80 (.521)	74-92 (.446)	161-172 (.483)
<b>North Division Overall</b>	<b>295-213 (.581)</b>	<b>225-277 (.448)</b>	<b>520-490 (.515)</b>

## NATURALS WITH 10-PLUS STRIKEOUT PERFORMANCES

STRIKEOUTS	PITCHER	DATE	OPPONENT
13	Danny Duffy	July 17, 2013	at Tulsa
12	Josh Staumont	September 4, 2016	v. Arkansas
11	Alec Mills	June 13, 2016	at Arkansas
	Jason Adam	May 30, 2013	v. Corpus Christi
	Jake Odorizzi	May 5, 2012	v. Tulsa
	Jake Odorizzi	April 23, 2012	v. Springfield
10	Foster Griffin	July 1, 2018	v. Corpus Christi
	Josh Staumont	August 26, 2016	at Springfield
	Eric Skoglund	August 12, 2016	at San Antonio
	Josh Staumont	July 22, 2016	v. Springfield
	Jason Adam	June 19, 2014	v. Tulsa
	Tim Melville	May 13, 2014	at Arkansas
	Yordano Ventura	May 6, 2013	v. Arkansas
	Yordano Ventura	April 30, 2013	v. Springfield
	Chris Dwyer	August 5, 2011	v. Arkansas
	Dan Cortes	June 18, 2008	v. Tulsa
	Blake Wood	June 4, 2008	v. Arkansas

# POSTSEASON RECORDS - SINGLE GAME

## TEAM BATTING

Runs, Game, Naturals.....	12	Game 2, 2009 NDCS (at Springfield)
Runs, Game, Opponent.....	16	Game 4, 2017 NDCS (at Tulsa)
Runs, Inning, Naturals.....	5 (3x)	Last: Game 2, 2015 NDCS, 5 <sup>th</sup> (v. Arkansas)
Runs, Inning, Opponent.....	8	Game 3, 2010 NDCS, 4 <sup>th</sup> (at Springfield)
Hits, Game, Naturals.....	19	Game 2, 2016 NDCS (at Springfield)
Hits, Game, Opponent.....	18	Game 4, 2017 (at Tulsa)
Doubles, Game, Naturals.....	4 (3x)	Game 2, 2016 TLCS (at Midland)
Doubles, Game, Opponent.....	7	Game 4, 2010 NDCS (at Springfield)
Triples, Game, Naturals.....	2 (2x)	Last: Game 3, 2015 NDCS (at Arkansas)
Triples, Game, Opponent.....	1 (4x)	Last: Game 2, 2010 TLCS (v. Midland)
Home Runs, Game, Naturals.....	5	Game 2, 2016 NDCS (at Midland)
Home Runs, Game, Opponent.....	4	Game 3, 2009 TLCS (v. Midland)
Extra-Base Hits, Game, Naturals.....	8	Game 2, 2016 NDCS (at Springfield)
Extra-Base Hits, Game, Opponent.....	8	Game 4, 2010 NDCS (v. Springfield)
Walks, Game, Naturals.....	9	Game 3, 2011 NDCS (v. Arkansas)
Walks, Game, Opponent.....	9	Game 3, 2011 NDCS (v. Arkansas)
Strikeouts, Game, Naturals.....	13	Game 4, 2009 TLCS (v. Midland)
Strikeouts, Game, Opponent.....	17	Game 1, 2010 NDCS (v. Springfield)
Most Left on Base, Game, Naturals.....	12 (2x)	Game 4, 2016 NDCS (v. Springfield)
Most Left on Base, Game, Opponent.....	13	Game 1, 2009 TLCS (at Midland)
Fewest Left on Base, Naturals.....	2	Game 1, 2010 TLCS (v. Midland)
Fewest Left on Base, Opponent.....	2	Game 1, 2009 NDCS (at Springfield)
Stolen Bases, Game, Naturals.....	5	Game 3, 2015 NDCS (at Arkansas)
Stolen Bases, Game, Opponent.....	2 (3x)	Last: Game 3, 2015 NDCS (at Arkansas)

## TEAM FIELDING

Double Plays, Game, Naturals.....	3 (3x)	Game 3, 2011 NDCS (v. Arkansas)
Double Plays, Game, Opponent.....	3	Game 1, 2009 NDCS (at Springfield)
Errors, Game, Naturals.....	4	Game 1, 2016 NDCS (at Springfield)
Errors, Game, Opponent.....	5	Game 1, 2009 TLCS (at Midland)

## INDIVIDUAL BATTING

At Bats, Game.....	6 (8x)	Last: A. Escalera/M. Ramos/R. O'Hearn
.....		Game 2, 2016 NDCS (at Springfield)
Runs, Game.....	4	Corey Touns, Game 1, 2016 NDCS (at Springfield)
Hits, Game.....	4 (5x)	Alfredo Escalera, Game 3, 2016 TLCS (at Midland)
Doubles, Game.....	3	Clint Robinson, Game 5, 2010 NDCS (v. Springfield)
Triples, Game.....	1 (8x)	Last: A. Escalera, Game 3, 2015 TLCS (at Midland)
Home Runs, Game.....	2 (4x)	Last: R. O'Hearn, Game 2, 2016 NDCS (at Springfield)
RBI, Game.....	4 (4x)	Last: A. Seratelli, Game 1, 2010 TLCS (v. Midland)
Walks, Game.....	3	Wil Myers, Game 3, 2011 NDCS (v. Arkansas)
Strikeouts, Game.....	5	Alfredo Escalera, Game 4, 2016 NDCS (v. Springfield)

## INDIVIDUAL PITCHING

Innings Pitched, Game.....	9.0	Anthony Lerew, Game 1, 2009 NDCS (at Springfield)
Strikeouts, Game.....	11	Josh Staumont, Game 4, 2016 NDCS (v. Springfield)
Walks, Game.....	5 (2x)	Last: J. Staumont, Game 2, 2017 NDCS (v. Tulsa)
Earned Runs, Game.....	6 (4x)	Last: Jason Adam, Game 4 2017 NDCS (at Tulsa)
Hits Allowed, Game.....	9	Yender Caramo, Game 1, 2016 TLCS (v. Midland)

## TEAM MISCELLANEOUS

Longest Game, Innings.....	12 (2x)	Last: Game 1, 2010 NDCS (v. Springfield)
Longest Game, Time (9 innings).....	3:42	Game 2, 2017 NDCS (v. Tulsa)
Longest Game, Time (Extra-Innings).....	4:06	Game 4, 2009 TLCS (v. Midland), 12 innings
Shortest Game, Time (9 innings).....	2:16	Game 1, 2009 NDCS (at Springfield)
Shortest Game, Time (Extra-Innings).....	2:49	Game 3, 2008 NDCS (v. Arkansas), 11 innings
Longest Delay.....	3:03	Game 4, 2016 TLCS (at Midland)
Largest Victory Margin.....	6 (2x)	Last: Game 1, 2009 TLCS (at Midland)
Largest Margin of Defeat.....	8	Game 4, 2017 NDCS (at Tulsa)
Largest Deficit Overcome in Win.....	3 (3x)	Last: Game 2, 2015 NDCS (v. Arkansas)
Largest Lead Lost.....	4	Game 4, 2017 NDCS (at Tulsa)

# POSTSEASON RECORDS - CAREER

## HITTING

### BATTING AVERAGE

1. .375	Mauricio Ramos.....	2016-17
2. .367	Corey Smith.....	2009
3. .355	Corey Toups.....	2016
	Anthony Seratelli.....	2010-11
	Johnny Givotella.....	2010

### AT BATS

1. 56	Mauricio Ramos.....	2016-17
2. 53	Ryan O'Hearn.....	2016-17
	Derrick Robinson.....	2010-11
4. 48	Paulo Orlando.....	2010-11
5. 42	Frank Schwindel.....	2015-16

### RUNS

1. 10	Ryan O'Hearn.....	2016-17
	Corey Toups.....	2016
3. 9	Johnny Givotella.....	2010
	Eric Hosmer.....	2010
5. 8	Samir Duenez.....	2016-17

### HITS

1. 21	Mauricio Ramos.....	2016-17
2. 17	Ryan O'Hearn.....	2016-17
3. 14	Alfredo Escalera.....	2016-17
4. 13	Samir Duenez.....	2016-17
	Humberto Arteaga.....	2016-17
	David Lough.....	2009

### DOUBLES

1. 3	Ryan O'Hearn.....	2016-17
	Paulo Orlando.....	2010-11
	Jeff Bianchi.....	2009, 2011
	Clint Robinson.....	2010
	Corey Smith.....	2009

## PITCHING

### INNINGS PITCHED

1. 21.1	Rowdy Hardy.....	2008-10
2. 19.1	Everett Teaford.....	2009-10
3. 15.0	Anthony Lerew.....	2009
4. 14.2	Josh Staumont.....	2016-17
5. 12.2	Blake Johnson.....	2009-10

### APPEARANCES

1. 8	Mark Peterson.....	2015-16
2. 7	Daniel Stumpf.....	2015-16
3. 6	Tim Hill.....	2016-17
	Rowdy Hardy.....	2008-10
	Ben Swaggerty.....	2009-10

### EARNED RUN AVERAGE

1. 0.00	Mark Peterson.....	2015-16
2. 0.60	Anthony Lerew.....	2009
3. 0.93	Everett Teaford.....	2009-10
4. 1.69	Danny Duffy.....	2010
5. 2.25	Will Smith.....	2010

### STRIKEOUTS

1. 21	Josh Staumont.....	2016-17
2. 15	Danny Duffy.....	2010
3. 13	Jonathan Dzeidzic.....	2015
	Patrick Keating.....	2010
	Everett Teaford.....	2009-10

### TRIPLES

1. 1	Ryan O'Hearn.....	2016-17
	Alfredo Escalera.....	2016-17
	Clint Robinson.....	2010
	Eric Hosmer.....	2010
	Anthony Seratelli.....	2010-11
	Jarrod Dyson.....	2009

### HOME RUNS

1. 6	Eric Hosmer.....	2010
2. 5	Anthony Seratelli.....	2010-11
3. 4	Corey Toups.....	2016
	Ryan O'Hearn.....	2016-17
5. 3	Samir Duenez.....	2016-17

### RUNS BATTED IN

1. 13	Ryan O'Hearn.....	2016-17
2. 12	Eric Hosmer.....	2010
	Samir Duenez.....	2016-17
4. 10	Mauricio Ramos.....	2016-17
5. 8	Frank Schwindel.....	2015-16
	Anthony Seratelli.....	2010-11
	Clint Robinson.....	2010

### WALKS

1. 9	Ed Lucas.....	2008-09
2. 7	Anthony Seratelli.....	2010-11
	Johnny Givotella.....	2010
4. 6	Ryan O'Hearn.....	2016-17
	Corey Toups.....	2016

### STOLEN BASES

1. 3	Lane Adams.....	2015
	Jarrod Dyson.....	2009
3. 2	Corey Toups.....	2016

### OPPONENTS AVERAGE

1. .189	Anthony Lerew.....	2009
2. .200	Mark Peterson.....	2015-16
3. .217	Everett Teaford.....	2009-10
4. .222	Josh Staumont.....	2016-17
5. .293	Danny Duffy.....	2010

### SAVES

1. 2	Mark Peterson.....	2015-16
------	--------------------	---------

### COMPLETE GAMES

1. 1	Anthony Lerew.....	2009
------	--------------------	------

### WINS

1. 2	Mark Peterson.....	2015-16
	Anthony Lerew.....	2009

\*Career batting averages based on 30 at-bats in postseason play.

\*Career ERA and opponents batting average based on minimum of 10.0 innings pitched in postseason play.

# ATTENDANCE & POSTPONEMENTS

	Attendance	Opponent	Date
Season	358,792	n/a	2008
Single Game	8,998	Tulsa	May 20, 2009
Day Game	8,998	Tulsa	May 20, 2009
Night Game	8,924	Springfield	August 24, 2012
T-N Doubleheader	7,589	Springfield	August, 28, 2009
Opening Day	7,820	San Antonio	April 10, 2008
4-Game Series	24,638	Tulsa	May 4 - May 8, 2012
3-Game Series	20,361	San Antonio	July 3 - July 5, 2008
2-Game Series	11,260	Springfield	April 30 - May 1, 2013
Memorial Day	4,978	Frisco	May 26, 2008
Independence Day	8,683	Corpus Christi	July 4, 2011
Labor Day	6,064	Arkansas	September 4, 2017
Weekday Game (non-Opening Day or Holiday)	8,614	Arkansas	May 9, 2017 (Tues.)
Saturday Night	6,753	Midland	August 20, 2011
Sunday	8,041	Tulsa	September 5, 2010
Road Game - High	11,876	at Frisco	July 4, 2015
Road Game - Low	1,059	at Arkansas	September 4, 2008

## ARVEST BALLPARK (2008 - 2018)

All-Star Game	6,265	T.L. North v. T.L. South	June 25, 2013
Divisional Series	3,927	2010 Game 1 v. Springfield	Sept. 9, 2010
Championship Series	3,965	2009 Game 3 v. Midland	Sept. 17, 2009
Lowest Game	2,654	Midland (doubleheader)	April 15, 2014

## NATURALS TOP 10 REGULAR-SEASON HOME CROWDS

Date	Opponent	Attendance
1. May 20, 2009	Tulsa	8,998
2. August 24, 2012	Springfield	8,924
3. May 18, 2010	Tulsa	8,891
4. May 29, 2009	Midland	8,773
5. July 4, 2011	Corpus Christi	8,683
6. May 8, 2012	Tulsa	8,165
7. September 5, 2010	Tulsa	8,041
8. May 9, 2014	Springfield	8,035
9. May 7, 2013	Arkansas	7,936
10. July 4, 2010	Corpus Christi	7,886

## ARVEST BALLPARK WEATHER POSTPONEMENTS

<b>By Month:</b>	<b>By Club:</b>
April..... 8	Arkansas.....8
May..... 6	Corpus Christi.....0
June..... 3	Frisco.....2
July..... 6	Midland.....3
August.....2	Tulsa.....2
September.....3*	San Antonio.....1
*Two games in playoffs	Springfield.....10

## ARVEST BALLPARK WEATHER POSTPONEMENTS BY YEAR

<b>By Year:</b>
7 times (1): 2010
5 times (1): 2015
4 times (1): 2009
3 times (1): 2011
2 times (3): 2013, 2017, 2018
1 times (3): 2014, 2012, 2008
None (1): 2016



**OPPONENTS**



## TEXAS LEAGUE OFFICES

505 Main Street, Suite No. 2015 • Fort Worth, Texas 76201  
 Phone: (682) 316-5400 • Fax: (844) 316-7725  
 www.texas-league.com • office@texasleague.com

Years in Operation: 1888-1890, 1892, 1895-1899,  
 1902-1942, 1946-Present



President.....	Tim Purpura (3 <sup>rd</sup> season)
Vice President.....	Monty Hoppel (Midland)
Corporate Secretary.....	Andy Milovich (Frisco)
Assistant to the President.....	Jessica McClasky
League Statistician.....	Major League Baseball Advanced Media

### LEAGUE DIRECTORS:

.....	Russ Meeks (Arkansas)
.....	Ken Schrom (Corpus Christi)
.....	Chuck Greenberg (Frisco)
.....	E. Miles Prentice (Midland)
.....	Jon Dandes (Northwest Arkansas)
.....	Tony Ensor (Amarillo)
.....	Bill Dewitt III (Springfield)
.....	Mike Melega (Tulsa)

### TEXAS LEAGUE UMPIRES:

#### Crew 1:

.....	Jeff Gorman (Crew Chief)
.....	Tyler Olson
.....	Michael Carroll

#### Crew 2:

.....	Kyle Wallace (Crew Chief)
.....	Jose Matamoros
.....	Luis Hernandez

#### Crew 3:

.....	Justin Robinson (Crew Chief)
.....	Andrew Stukel
.....	Isaias Barba

#### Crew 4:

.....	Brian Walsh (Crew Chief)
.....	Andrew Barrett
.....	Darius Ghani

### GENERAL INFORMATION:

2019 Opening Day.....	April 4 <sup>th</sup>
Final Regular Season Date.....	September 2 <sup>nd</sup>
Total Regular Season Games.....	140 (split schedule)
End of First Half.....	June 17 <sup>th</sup>
Beginning of Second Half.....	June 18 <sup>th</sup>

### DIVISION STRUCTURE:

#### North Division:

.....	Northwest Arkansas Naturals (Kansas City Royals)
.....	Arkansas Travelers (Seattle Mariners)
.....	Springfield Cardinals (St. Louis Cardinals)
.....	Tulsa Drillers (Los Angeles Dodgers)

#### South Division:

.....	Amarillo Sod Poodles (San Diego Padres)
.....	Corpus Christi Hooks (Houston Astros)
.....	Frisco RoughRiders (Texas Rangers)
.....	Midland RockHounds (Oakland Athletics)

**PLAYOFF FORMAT:** Division winners in each half meet in best three of five series. The respective winners meet in a best five-game series for Texas League championship.

**2019 TEXAS LEAGUE ALL-STAR GAME:** June 25, 2019, ONEOK Field, Tulsa, Okla.

**ROSTER LIMIT:** 25 active players

## ARKANSAS TRAVELERS

AFFILIATION: SEATTLE MARINERS (2017)



### 2019 Schedule (times CDT)

Date	Site	Time
May 5	Arkansas	5:30 p.m.
May 6	Arkansas	2:10 p.m.
May 7	Arkansas	7:10 p.m.
May 8	Arkansas	7:10 p.m.
May 14	NW Arkansas	7:05 p.m.
May 15	NW Arkansas	7:05 p.m.
May 16	NW Arkansas	11:05 a.m.
May 17	NW Arkansas	7:05 p.m.
June 9	Arkansas	6:10 p.m.
June 10	Arkansas	2:10 p.m.
June 11	Arkansas	7:10 p.m.
June 12	Arkansas	7:10 p.m.
June 17	NW Arkansas	2:05 p.m.
June 18	NW Arkansas	7:05 p.m.
June 19	NW Arkansas	7:05 p.m.
June 20	NW Arkansas	12:05 p.m.
July 23	NW Arkansas	7:05 p.m.
July 24	NW Arkansas	7:05 p.m.
July 25	NW Arkansas	7:05 p.m.
July 30	Arkansas	7:10 p.m.
July 31	Arkansas	7:10 p.m.
Aug. 1	Arkansas	7:10 p.m.
Aug. 25	Arkansas	6:10 p.m.
Aug. 26	Arkansas	2:10 p.m.
Aug. 27	Arkansas	7:10 p.m.
Sept. 1	NW Arkansas	6:05 p.m.
Sept. 2	NW Arkansas	6:05 p.m.
Sept. 3	NW Arkansas	1:05 p.m.

400 W. Broadway Street, North Little Rock, Ark. 72114

Phone: (501) 664-1555 Fax: (501) 664-1834

www.travs.com | @ARTravs

### TEAM INFORMATION

Years in Texas League.....	1966 - Present
Texas League Championships.....	6 (1977, '79, '80, '01, '08)
Ballpark.....	Dickey-Stephens Park (2007)
Capacity.....	5,842
Dimensions.....	LF - 332', LCF - 415', CF - 400', RCF - 405', RF - 330'
2018 Attendance.....	296,847
2018 Record.....	71-68 overall (2 <sup>nd</sup> , North) (1st Half Champions)

### FRONT OFFICE

Operated by.....	Arkansas Travelers Baseball, Inc.
President.....	Mr. Russ Meeks
General Manager.....	Mr. Paul Allen
Media Relations Contact.....	Steven Davis

### FIELD STAFF

Manager.....	Mitch Canham (1 <sup>st</sup> Season)
Hitting Coach.....	Kyle Wilson (1 <sup>st</sup> Season)
Pitching Coach.....	Pete Woodworth (1 <sup>st</sup> Season)
Trainer.....	B.J. Downie (2 <sup>nd</sup> Season)
Strength & Conditioning.....	Michael Apodaca (1 <sup>st</sup> Season)

### GAME INFORMATION

Radio Announcer: Steven Davis

No. of Games Broadcast: Home-70; Away-70

Flagship Station: KARN 920 AM

### NATURALS HOTEL INFORMATION

Crowne Plaza

201 South Shackleford Rd.

Little Rock, Ark. 72211 | (501) 975-6810

## CORPUS CHRISTI HOOKS

AFFILIATION: HOUSTON ASTROS (2005)



### 2018 Schedule (times CDT)

Date	Site	Time
April 22	at Cor. Christi	6:15 p.m.
April 23	at Cor. Christi	6:15 p.m.
April 24	at Cor. Christi	6:15 p.m.
April 24	at Cor. Christi	6:15 p.m.
May 1	NW Arkansas	7:05 p.m.
May 2	NW Arkansas	11:05 a.m.
May 3	NW Arkansas	7:05 p.m.
July 2	NW Arkansas	6:05 p.m.
July 16	at Cor. Christi	6:15 p.m.
July 17	at Cor. Christi	6:15 p.m.
July 18	at Cor. Christi	6:15 p.m.
July 24	NW Arkansas	7:05 p.m.
July 25	NW Arkansas	7:05 p.m.
July 26	NW Arkansas	7:05 p.m.

734 East Port Avenue, Corpus Christi, TX 78401

Phone: 361-561-4665 Fax: 361-561-4666

www.cchooks.com | @CCHooks

### TEAM INFORMATION

Years in Texas League.....	1958 - 1959, 2005 - Present
Texas League Championships.....	2 (1958, 2006)
Ballpark.....	Whataburger Field (2005)
Capacity.....	6,362
Dimensions.....	LF - 325', LCF - 370', CF - 400', RCF - 375', RF - 315'
2018 Attendance.....	340,607
2018 Record.....	82-56 overall (1 <sup>st</sup> , South)

### FRONT OFFICE

Operated by.....	Houston Astros Baseball Club
President.....	Mr. Ken Schrom
General Manager.....	Mr. Wes Weigle
Media Relations Contact.....	Michael Coffin

### FIELD STAFF

Manager.....	Omar Lopez (2 <sup>nd</sup> Season)
Hitting Coach.....	Tim LaMonte (1 <sup>st</sup> Season)
Pitching Coach.....	Graham Johnson (1 <sup>st</sup> Season)
Development Coach.....	To Be Announced
Trainer.....	To Be Announced
Strength & Conditioning.....	To Be Announced

### GAME INFORMATION

Radio Announcer: Michael Coffin

No. of Games Broadcast: Home-70; Away-70

Flagship Station: News Radio 1360 KKTX-AM

### NATURALS HOTEL INFORMATION

Holiday Inn -- Downtown Marina

707 N. Shoreline Blvd.

Corpus Christi, Texas | (361)887-1600

## FRISCO ROUGHRIDERS

AFFILIATION: TEXAS RANGERS (2003)



### 2019 Schedule (times CDT)

Date	Site	Time
June 14	at Frisco	7:05 p.m.
June 15	at Frisco	7:05 p.m.
June 16	at Frisco	6:05 p.m.
June 20	NW Arkansas	7:05 p.m.
June 21	NW Arkansas	7:05 p.m.
June 22	NW Arkansas	6:05 p.m.
June 23	NW Arkansas	2:05 p.m.
Aug. 23	at Frisco	7:05 p.m.
Aug. 24	at Frisco	7:05 p.m.
Aug. 25	at Frisco	6:05 p.m.
Aug. 30	NW Arkansas	7:05 p.m.
Aug. 31	NW Arkansas	6:05 p.m.
Sept. 1	NW Arkansas	6:05 p.m.
Sept. 2	NW Arkansas	1:05 p.m.

7300 RoughRiders Trail, Frisco, TX 75034  
Phone: (972) 731-9200 Fax: (972) 731-5355  
www.ridersbaseball.com | @RidersBaseball

### TEAM INFORMATION

Years in Texas League.....	2003 - Present
Texas League Championships.....	1 (2004)
Ballpark.....	Dr. Pepper Ballpark (2003)
Capacity.....	10,216
Dimensions.....	LF - 335', LCF - 364', CF - 409', FCF - 364', RF - 335'
2018 Attendance.....	468,259
2018 Record.....	60-80 overall (4 <sup>th</sup> , South)

### FRONT OFFICE

Operated by.....	Mr. Chuck Greenberg
President/General Manager.....	Mr. Andy Milovich
Cheif Operating Officer.....	Mr. Scott Burchett
Media Relations Contact.....	Ryan Rouillard

### FIELD STAFF

Manager.....	Joe Mikulik (4 <sup>th</sup> Season)
Hitting Coach.....	Jason Hart (7 <sup>th</sup> Season)
Pitching Coach.....	Greg Hibbard (1 <sup>st</sup> Season)
Trainer.....	Jason Newborn (3 <sup>rd</sup> Season)
Strength & Conditioning.....	Wade Lamont (2 <sup>nd</sup> Season)

### GAME INFORMATION

Radio Announcer: Ryan Rouillard  
No. of Games Broadcast: Home-70; Away-70  
Online Stream: ridersbaseball.com

### NATURALS HOTEL INFORMATION

Comfort Suites - Frisco Square  
9700 Dallas Parkway  
Plano, Texas | (972)668-9700

## MIDLAND ROCKHOUNDS

AFFILIATION: OAKLAND ATHLETICS (1999)



### 2019 Schedule (times CDT)

Date	Site	Time
April 26	at Midland	7:00 p.m.
April 27	at Midland	7:00 p.m.
April 28	at Midland	2:00 p.m.
April 29	at Midland	11:00 a.m.
May 4	NW Arkansas	6:05 p.m.
May 5	NW Arkansas	2:05 p.m.
May 6	NW Arkansas	7:05 p.m.
May 7	NW Arkansas	11:05 a.m.
Aug. 20	at Midland	6:30 p.m.
Aug. 21	at Midland	6:30 p.m.
Aug. 22	at Midland	7:00 p.m.
Aug. 26	NW Arkansas	7:05 p.m.
Aug. 27	NW Arkansas	7:05 p.m.
Aug. 28	NW Arkansas	7:05 p.m.
Aug. 29	NW Arkansas	7:05

5514 Champions Dr., Midland, TX 79706  
Phone: (432) 520-2255 Fax: (432) 520-8326  
www.midlandrockhounds.org | @RockHounds

### TEAM INFORMATION

Years in Texas League.....	1972 - Present
Texas League Championships.....	7 ('75, '05, '09,'14, '15, '16, '17)
Ballpark.....	Security Bank Ballpark (2002)
Capacity.....	6,669
Dimensions.....	LF - 330', LCF - 384', CF - 410', RCF - 384', RF - 315'
2018 Attendance.....	263,024
2018 Record.....	68-71 overall (3 <sup>rd</sup> , South)

### FRONT OFFICE

Operated by.....	E. Miles Prentice & Bob Richmond
General Manager.....	Mr. Monty Hoppel
Media Relations Contact.....	Nathan Hymel

### FIELD STAFF

Manager.....	Scott Steinmann (2 <sup>nd</sup> Season)
Hitting Coach.....	Tommy Everidge (2 <sup>nd</sup> Season)
Pitching Coach.....	Steve Connelly (2 <sup>nd</sup> Season)
Trainer.....	Justin Whitehouse (12 <sup>th</sup> Season)
Strength & Conditioning.....	Omar Aguilar (2 <sup>nd</sup> Season)

### GAME INFORMATION

Radio Announcer: Bob Hards  
No. of Games Broadcast: Home-70; Away-70  
Flagship Station: KCRS 550-AM

### NATURALS HOTEL INFORMATION

Springhill Suites Marriott  
5716 Deauville Blvd.  
Midland, Texas | (432) 695-6870

## AMARILLO SOD POODLES

AFFILIATION: SAN DIEGO PADRES (2019)

821 S. Johnson Street, Amarillo, Texas 79101

Telephone: (806) 803-7762

www.sodpoodles.com | @sodpoodles



### 2019 Schedule (times CDT)

Date	Site	Time
June 11	at Amarillo	7:05 p.m.
June 12	at Amarillo	7:05 P.m.
June 13	at Amarillo	7:05 p.m.
June 17	NW Arkansas	7:05 p.m.
June 18	NW Arkansas	7:05 p.m.
June 19	NW Arkansas	12:05 p.m.
July 19	at Amarillo	7:05 p.m.
July 20	at Amarillo	7:05 p.m.
July 21	at Amarillo	6:05 p.m.
July 22	at Amarillo	7:05 p.m.
July 27	NW Arkansas	6:05 p.m.
July 28	NW Arkansas	2:05 p.m.
July 29	NW Arkansas	7:05 p.m.
July 30	NW Arkansas	7:05 p.m.

### TEAM INFORMATION

Years in Texas League.....	2019 - Present
Texas League Champs.....	0
Ballpark.....	Hodgetown (2019)
Capacity.....	
Dimensions.....	
2018 Attendance.....	N/A
2018 Record.....	N/A

### FRONT OFFICE

Operated by.....	Elmore Group
President/General Manager.....	Mr. Tony Ensor
Media Relations Contact.....	Shane Phillips

### FIELD STAFF

Manager.....	Phillip Wellman (3 <sup>rd</sup> Season)
Hitting Coach.....	Raul Padron (2 <sup>nd</sup> Season)
Pitching Coach.....	Jimmy Jones (9 <sup>th</sup> Season)
Bench Coach.....	Freddy Flores (1 <sup>st</sup> Season)
Trainer.....	Nick Coberly (1 <sup>st</sup> Season)
Strength & Conditioning.....	Drew Heithoff (2 <sup>nd</sup> Season)

### GAME INFORMATION

Radio Announcer: Sam Levitt  
No. of Games Broadcast: Home-70; Away-70  
Flagship Station: To Be Announced

### NATURALS HOTEL INFORMATION

## SPRINGFIELD CARDINALS

AFFILIATION: ST. LOUIS CARDINALS (2005)

955 East Trafficway, Springfield, MO 65802

Telephone: (417) 863-2143 Fax: (417) 863-0388

www.springfieldcardinals.com | @SPG\_Cardinals



### 2019 Schedule (times CDT)

Date	Site	Time
April 4	NW Arkansas	6:35 p.m.
April 5	NW Arkansas	7:05 p.m.
April 6	NW Arkansas	6:05 p.m.
April 7	NW Arkansas	2:05 p.m.
April 11	at Springfield	7:10 p.m.
April 12	at Springfield	7:10 p.m.
April 13	at Springfield	2:10 p.m.
April 14	at Springfield	2:10 p.m.
April 18	NW Arkansas	7:05 p.m.
April 19	NW Arkansas	7:05 p.m.
April 20	NW Arkansas	6:05 p.m.
May 9	at Springfield	7:10 p.m.
May 10	at Springfield	7:10 p.m.
May 11	at Springfield	6:10 p.m.
May 12	at Springfield	4:10 p.m.
May 16	NW Arkansas	7:05 p.m.
May 17	NW Arkansas	7:15 p.m.
May 18	NW Arkansas	6:05 p.m.
May 19	NW Arkansas	2:05 p.m.
May 31	at Springfield	7:10 p.m.
June 1	at Springfield	6:10 p.m.
June 2	at Springfield	6:10 p.m.
June 6	NW Arkansas	4:05 p.m.
June 7	NW Arkansas	7:05 p.m.
June 8	NW Arkansas	6:05 p.m.
June 9	NW Arkansas	2:05 p.m.
June 27	at Springfield	7:10 p.m.
June 28	at Springfield	7:10 p.m.
June 29	at Springfield	6:10 p.m.
June 30	at Springfield	6:10 p.m.

### TEAM INFORMATION

Years in Texas League.....	2005 - Present
Texas League Championships.....	1 (2012)
Ballpark.....	Hammons Field (2005)
Capacity.....	6,750
Dimensions.....	LF - 315', LCF - 371', CF - 400', RCF - 372', RF - 330'
2018 Attendance.....	326,362
2018 Record.....	60-79 overall (4 <sup>th</sup> , North)

### FRONT OFFICE

Operated by.....	St. Louis Cardinals
Vice President/General Manager.....	Mr. Dan Reiter
Media Relations Contact.....	Andrew Buchbinder

### FIELD STAFF

Manager.....	Joe Kruzel (1 <sup>st</sup> Season)
Hitting Coach.....	Brandon Allen (1 <sup>st</sup> Season)
Pitching Coach.....	Darwin Marrero (4 <sup>th</sup> Season)
Trainer.....	Dan Martin (1 <sup>st</sup> Season)
Strength & Conditioning.....	Dan Vega (1 <sup>st</sup> Season)

### GAME INFORMATION

Radio Announcer: Andrew Buchbinder  
No. of Games Broadcast: Home-70; Away-70  
Flagship Station: JOCK 98.7-FM

### NATURALS HOTEL INFORMATION

The University Plaza  
333 John Q. Hammons Parkway  
Springfield, Mo. | (417)831-5893

# TULSA DRILLERS

AFFILIATION: LOS ANGELES DODGERS (2015)

120 N. Elgin St., Tulsa, OK 74120

Phone: (918)744-5998 Fax: (918)747-3267

www.tulsadrillers.com | @TulsaDrillers



## 2019 Schedule (times CDT)

Date	Site	Time
May 13	NW Arkansas	7:05 p.m.
May 14	NW Arkansas	7:05 p.m.
May 15	NW Arkansas	11:05 a.m.
May 23	at Tulsa	7:05 p.m.
May 24	at Tulsa	7:05 p.m.
May 25	at Tulsa	7:05 p.m.
May 26	at Tulsa	7:05 p.m.
July 4	at Tulsa	7:05 p.m.
July 5	at Tulsa	7:05 p.m.
July 6	at Tulsa	7:05 p.m.
July 7	at Tulsa	7:05 p.m.
July 11	NW Arkansas	2:05 p.m.
July 12	NW Arkansas	7:05 p.m.
July 13	NW Arkansas	6:05 p.m.
July 14	NW Arkansas	2:05 p.m.
Aug. 1	at Tulsa	7:05 p.m.
Aug. 2	at Tulsa	7:05 p.m.
Aug. 3	at Tulsa	7:05 p.m.
Aug. 4	at Tulsa	7:05 p.m.
Aug. 8	NW Arkansas	7:05 p.m.
Aug. 9	NW Arkansas	7:05 p.m.
Aug. 10	NW Arkansas	6:05 p.m.
Aug. 11	NW Arkansas	2:05 p.m.
Aug. 16	NW Arkansas	7:15 p.m.
Aug. 17	NW Arkansas	6:05 p.m.
Aug. 18	NW Arkansas	2:05 p.m.

## TEAM INFORMATION

Years in Texas League.....1933-42, 1946-65, 1977 - Present  
Texas League Championships.....9 (1936, '49, '60 '62, '63, 82, '88, '98, 2018)  
Ballpark.....ONEOK Field (2010)  
Capacity.....7,833  
Dimensions.....LF - 330', LCF - 381', CF - 400', RCF - 371', RF - 307'  
2018 Attendance.....350,396  
2018 Record.....74-65 overall (1<sup>st</sup>, North) (League Champions)

## FRONT OFFICE

Operated by.....Mr. Dale and Jeff Hubbard  
President/General Manager.....Mr. Mike Malega  
Media Relations Contact.....Brian Carroll

## FIELD STAFF

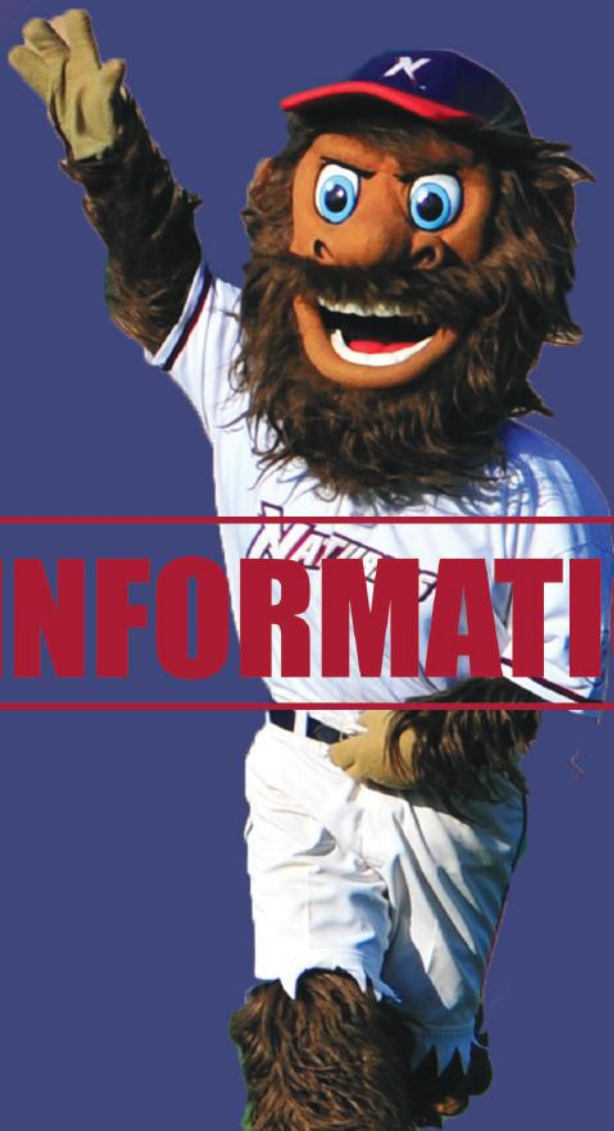
Manager.....Scott Hennessey (2<sup>nd</sup> Season)  
Hitting Coach.....Adam Melhuse (1<sup>st</sup> Season)  
Pitching Coach.....Dave Borkowski (2<sup>nd</sup> Season)  
Bench Coach.....Pedro Montero (1<sup>st</sup> Season)  
Development Coach.....To Be Announced  
Trainer.....To Be Announced  
Strength & Conditioning.....To Be Announced

## GAME INFORMATION

Radio Announcer: Dennis Higgins  
No. of Games Broadcast: Home-70; Away-70  
Flagship Station: KTBZ 1430-AM

## NATURALS HOTEL INFORMATION

The Marriott Southern Hills  
1902 E. 71st Street  
Tulsa, Okla. | (918) 493-7000



**INFORMATION**

## KANSAS CITY ROYALS AFFILIATES

---



Manager: Ned Yost, 9<sup>th</sup> Season

### Kansas City Royals

MLB (American League, Central Division)

Senior VP-Baseball Operations/GM: Dayton Moore

Media Relations Contact: Mike Cummings

Kauffman Stadium (9,023)

1 Royal Way • Kansas City, Mo. 64129

(816) 921-8000

Website: [www.mlb.com/royals](http://www.mlb.com/royals)

2018 Results: 5<sup>th</sup> in AL Central, 58-104



Manager: Brian Poldberg, 6<sup>th</sup> Season

### Omaha Storm Chasers

AAA (Pacific Coast League, American Conference Northern Division)

President/General Manager: Martie J. Cordaro

Media Relations Contact: Andrew Green

Werner Park (9,023)

12356 Ballpark Way • Papillion, Neb. 68046

(402) 734-2550 • (402) 734-7166 - FAX

Website: [www.omahastormchasers.com](http://www.omahastormchasers.com)

2018 Results: 3<sup>rd</sup>, 66-74



Manager: Scott Thorman, 1<sup>st</sup> Season

### Wilmington Blue Rocks

Advanced-A (Carolina League, Northern Division)

Honorary President: Matt Minker

President: Tom Palmer

General Manager: Chris Kemple

Dir. of Broadcast & Video: Cory Nidoh

Frawley Stadium (6,532)

801 Shipyard Dr • Wilmington, Del. 19801

(302) 888-2015 • (302) 888-2032 - FAX

Website: [www.bluerocks.com](http://www.bluerocks.com)

2018 Results: 3<sup>rd</sup> 67-72 • 1<sup>st</sup> Half: 3<sup>rd</sup> 39-31, 2<sup>nd</sup> Half: 4<sup>th</sup> 28-41



Manager: Brooks Conrad, 1<sup>st</sup> Season

### Lexington Legends

A (South Atlantic League, South Division)

President & Chief Operating Officer: Andy Shea

Executive Vice President: Gary Durbin

Media Relations Contact: Ty Cobb

Whitaker Bank Ballpark (6,994)

207 Legends Lane • Lexington, K.Y. 40505

(859) 252-4487 • (859) 252-0747 - FAX

Website: [www.lexingtonlegends.com](http://www.lexingtonlegends.com)

2018 Results: 1<sup>st</sup> 76-60 • 1<sup>st</sup> Half: 3<sup>rd</sup> 37-31, 2<sup>nd</sup> Half: 1<sup>st</sup> 39-29

**\*2018 SOUTH ATLANTIC LEAGUE CHAMPIONS\***

## KANSAS CITY ROYALS AFFILIATES CONTINUED



Manager: Omar Ramirez, 2<sup>nd</sup> Season

### Idaho Falls Chukars

Rookie Advanced (Pioneer League, South Division)

**President/General Manager:** Kevin Greene

**Assistant General Manager:** Andrew Daugherty

**Media Relations Contact:** Logan Ratick


**Melaleuca Field (3,400)**

900 Jim Garchow Way • Idaho Falls, Idaho, 83402

(208) 522-8363 • (208) 522-9858 - FAX

**Website:** [www.ifchukars.com](http://www.ifchukars.com)

**2018 Results:** 3<sup>rd</sup> 43-33 • 1<sup>st</sup> Half: 2<sup>nd</sup> 21-17, 2<sup>nd</sup> Half: 2<sup>nd</sup> 22-16



Manager: Chris Widger, 1<sup>st</sup> Season

### Burlington Royals

Rookie (Appalachian League, East Division)

**President:** Miles Wolff

**General Manager:** Ryan Keur

**Media Relations Contact:** Lauren Wagaman

**Burlington Athletic Stadium (3,000)**

1450 Graham St. • Burlington, N.C. 27217

(336) 222-0223 • (336) 222-2498 - FAX

**Website:** [www.burlingtonroyals.com](http://www.burlingtonroyals.com)

**2017 Results:** 25-43, 5<sup>th</sup> in East Division



Manager: Tony Pena, Jr., 2<sup>nd</sup> Season

### Surprise Royals

Rookie (Arizona League West Division)

**Surprise Stadium (10,500)**

15850 North Bullard Avenue • Surprise, Ariz. 85374

(623) 222-2222

**2018 Results:** 5<sup>th</sup> 22-30 • 1<sup>st</sup> Half: 2<sup>nd</sup> 15-12, 2<sup>nd</sup> Half: 6<sup>th</sup> 7-18



Manager: Victor Baez, 2<sup>nd</sup> Season

### Dominican Summer Royals

Rookie (DSL Boca Chica Northwest Division)

**Surprise Stadium (10,500)**

15850 North Bullard Avenue • Surprise, Ariz. 85374

(623) 222-2222

**2018 Results:** 4<sup>th</sup>, 36-32

# TRANSACTION TERMINOLOGY

---

**Active List:** The roster of players eligible to participate in a game.

- AAA: 25 players from opening day through the end of the championship season
- **AA: 25 players from opening day through the end of the championship season**
- A: 25 players from opening day through the end of the championship season
- Short Season: 30 players, only 25 of whom may be in uniform and eligible to play in a given game, from opening day through the end of the championship season.
- Rookie: 35 players, only 30 of whom may be in uniform and eligible to play in a given game, from opening day through the end of the championship season.

**Reserve List:** The roster of players eligible for placement on the Active List

- AAA: 38 players • Class AA: 37 players • Class A: 35 players (all levels)

**Championship Season:** The regular season of games, not including any post-season playoffs.

**Contract Voided:** A player's contract is terminated under provisions described in the contract. A player whose contract is voided becomes a free agent and may sign with any Club.

**Designated for assignment (DFA):** A player (on a major league contract) is immediately removed from the 40-man roster. This allows the team time to decide what to do with the player while freeing up a roster spot for another transaction, if needed. Once a player is designated for assignment, the team has ten days to do one of the following things: the player can be traded, the player can be released, or the player can be put on waivers and, provided he clears, be sent outright to the minors.

**Disabled List (DL):** An injured player may be placed on this list during the championship season only and must remain on the DL for a minimum period of seven days before the player can be reinstated to the Active List. A player on the Disabled List does not count against a Club's Active List limits, but does count against a Club's Reserve List limits.

**Disqualified List:** A player who violates a player contract or reservation may be placed on this list. There is no minimum number of days the player must remain on the Disqualified List before the player can be reinstated to the Active List. A player on the Disqualified List does not count against a Club's Active List limits or its Reserve List limits.

**Emergency Disabled List:** An injured Minor League Player may be placed on this list during the championship season only. A player on the Emergency Disabled List must remain on the list for a minimum period of 60 days or until the end of the championship season (whichever is earlier) before the player can be reinstated to the Active List. A player on the Emergency Disabled List does not count against a Club's Active List limits or its Reserve List limits.

**Free Agent:** A Minor League player is a free agent, able to sign with any club, when the term of the player's Minor League contract has expired. If the player has not re-signed with the same club, the player becomes a Minor League free agent on October 15 at 5:00 p.m. (ET).

**Ineligible List:** A player found to have committed misconduct may be placed on this list. There is no minimum number of days the player must remain on the Ineligible List before the player can be reinstated to the Active List. A player on the Ineligible List does not count against a Club's Active List limits or its Reserve List limits.

**Loan:** A Minor League player's contract may be loaned from one organization to another, so long as the new club is also under the jurisdiction of the Commissioner of Baseball. The assignor club retains contractual rights to the player. The player must be returned to the assignor club at the end of the championship season. Loans of players are most commonly made to Mexican League Clubs.

**Outright Assignment:** A player who is traded from one Major League organization to another is assigned outright. The assignor club transfers all contractual rights regarding the player to the assignee club.

**"Outrighted to the minors":** A player who is outrighted to a minor league club is removed from the 40-man roster but is still paid according to the terms of his guaranteed contract. A player can only be outrighted once in his career without his consent.

**Rehabilitation Assignment:** A Minor League Player on either the Disabled List or Emergency Disabled List may be sent to a Short-Season A or Rookie classification Minor League Club to play on a rehabilitation assignment, while the player remains on the Disabled List or Emergency Disabled List of the player's original club. A rehabilitation assignment may not exceed 20 days for non-pitchers or 30 days for pitchers. A player on a Minor League rehabilitation assignment does not count against the Active List or Reserve List limits of the Club for which the player is playing on the rehabilitation assignment.

## TRANSACTION TERMINOLOGY CONTINUED

**Release:** A player's contract is terminated and the player becomes a free agent.

**Restricted List:** A player who fails to report or fails to sign a contract with the club to which the player is reserved may be placed on the Restricted List. There is no minimum number of days the player must remain on the Restricted List before the player can be reinstated to the Active List. A player on the Restricted List does not count against a club's active list limits or its Reserve List limits.

**Return:** The act of moving a loaned player's contract back to the Minor League Club that loaned the player. All players who have been loaned must be returned no later than September 30.

**Rule 5 draft (major league):** If a player not on a 40-man roster has spent four years with a minor-league contract originally signed when 19 or older or five years when signed before the age of 19, he is eligible to be chosen by any team in the Rule 5 Draft during the offseason for a price of \$50,000. No team is required to choose a player in the draft, but many do. If chosen, the player must be kept on the selecting team's 25-man major league roster for the entire season after the draft—he may not be optioned or designated to the minors. The selecting team may, at any time, waive the Rule 5 draftee, such as when they no longer wish to keep him on their major league roster. If a Rule 5 draftee clears waivers, he must be offered back to the original team for \$25,000, effectively canceling the Rule 5 Draft choice. Once a Rule 5 draftee spends an entire season on his new team's 25-man roster, his status reverts to normal and he may be optioned or designated for assignment. To prevent the abuse of the Rule 5 draft, the rule also states that the draftee must be active for at least 90 days. Any player chosen in the rule 5 draft may be traded to any team while under the rule 5 restrictions, but the restrictions transfer to the new team—if the new team does not want to keep the player on their 25-man roster for the season, he must be offered back to the team he was on when he was chosen in the draft.

**Rule 5 draft (minor league):** There are Triple-A and Double-A segments of the Rule 5 draft, with price tags of \$12,000 and \$4,000 respectively. Minor league players not protected on the reserve lists at the Double-A and Class A levels are subject to selection. Minor league Rule 5 picks do not have to stay on a specific roster the following season, and do not ever have to be offered back their original teams.

**Suspended List:** A player may be placed on the Suspended List for misconduct or rule or contract violations. There is no minimum amount of days the player must be on the Suspended List before the player can be reinstated to the Active List. A player on the Suspended List does not count against a Club's Active List limits, but the player does count against its Reserve List limits.

**Temporarily Inactive List:** A player with an excused absence to perform personal obligations is placed on this list. The player must be on the Temporarily Inactive List for a minimum of three days before the player can be reinstated to the Active List. A player on the Temporarily Inactive List does not count against a Club's Active List limits, but does count against its Reserve List limits.

**Transfer:** Minor League Player is moved from one Minor League Club to another within the same Major League organization.

**Voluntary Retired:** A player who wishes to retire is placed on this list. The player may not be reinstated until the player has missed 60 playing days of the championship season.

**Veterans' consent:** If a player has 5 years of major-league service, he may not be assigned to a minor-league team without his consent, regardless of whether he has already been outrighted once, even if he clears waivers. If the player withholds consent, the team must either release him or keep him on the major league roster. In either case, the player must continue to be paid under the terms of his contract. If he is released and signs with a new team, his previous team must pay the difference in salary between the two contracts if the previous contract called for a greater salary.

**Waivers:** If a player placed on major league waivers is not claimed by another team within two business days after waivers have been requested, then the player has "cleared waivers" and the team has secured waivers for the remainder of the waiver period. The team can do one of three things:

- 1) Send him to the minors; or
- 2) Trade the player to another team; even if the trading deadline has passed; or
- 3) Do nothing at all

**NOTE:** Any trade involving 40-man roster players (July 31 through the end of the regular season) may only involve players who have declared major league waivers. If a player does not clear waivers (claimed by another team or teams), the club requesting waivers may withdraw the waiver request. If the club does not withdraw the waiver request, the player's contract is assigned as follows:

If only one claim is entered, the player's contract is assigned to that club

If more than one club in the same league makes claim, the club currently lower in the standings is awarded the player

If clubs in both leagues claim the player, preference shall always go to the club in the same league as the club requesting the waiver.

# MEDICAL TERMS

---

**Abrasion:** Any injury which rubs off the surface of the skin.

**AC Joint :** Acromioclavicular joint; joint of the shoulder where acromion process of the scapula and the distal end of the clavicle meet; most shoulder separations occur at this point.

**Anterior:** In front of; the front surface of.

**Anterior Cruciate Ligament (ACL):** A primary stabilizing ligament within the center of the knee joint that prevents hyper extension and excessive rotation of the joint. A complete tear of the ACL necessitating reconstruction could require up to 12 months of rehabilitation.

**Arthroscopy:** A surgical examination of the internal structures of a joint by means of viewing through an arthroscope. An arthroscopic procedure can be used to remove or repair damaged tissue or as a diagnostic procedure in order to inspect the extent of any damage or confirm a diagnosis.

**Bruise:** A discoloration of the skin due to an extravasation of blood into the underlying tissues.

**Cartilage:** Smooth, slippery substance preventing two ends of bones from rubbing together and grating.

**Charley Horse:** A contusion or bruise to any muscle resulting in intramuscular bleeding. No other injury should be called a Charley Horse.

**Collateral Ligament:** On either side of, and acting as a radius of movement of, a hinge joint, as of the elbow, knee and wrist.

**Concussion:** Jarring injury of the brain resulting in dysfunction. It can be graded as mild, moderate or severe depending on loss of consciousness, amnesia and loss of equilibrium.

**Contusion:** An injury to a muscle and tissues caused by a blow from a blunt object.

**Deltoid Muscle:** Muscles at top of the arm, just below the shoulder, responsible for shoulder motions to the front, side and back.

**Dislocation:** Complete displacement of joint surfaces.

**Fracture:** Breach in continuity of a bone. Types of fractures include simple, compound, comminuted, greenstick, incomplete, impacted, longitudinal, oblique, stress or transverse.

**Grade One Injury:** A mild injury in which ligament, tendon, or other musculoskeletal tissue may have been stretched or contused, but not torn or otherwise disrupted.

**Grade Two Injury:** A moderate injury when musculoskeletal tissue had been partially, but not totally torn which causes appreciable limitation in function of the injured tissue.

**Grade Three Injury:** A severe injury in which tissue has been significantly, and in some cases totally, torn or otherwise disrupted causing a virtual total loss of function.

**Hamstring:** Category of muscle that runs from the buttocks to the knee along the back of the thigh. It functions to flex the knee, and is oft times injured as a result of improper conditioning or lack of muscle flexibility.

**Lateral Collateral Ligament (LCL):** Ligament of the knee along the lateral aspect that connects the femur to the fibula. It provides lateral stability to the joint.

**Ligament:** Band of fibrous tissue that connects bone to bone or bone to cartilage and supports and strengthens joints.

**Magnetic Resonance Imaging (MRI):** Imaging procedure in which a radio frequency pulse causes certain electrical elements of the injured tissue to react to this pulse and through this process a computer display and permanent film establish a visual image. MRI does not require radiation and is very useful in the diagnosis of soft tissue, disc and meniscus injuries.

**Medial:** To the inside of the body.

**Medial Collateral Ligament (MCL):** Ligament of knee along the medial aspect that connects the femur to the joint.

**Posterior:** At the back part, or rear of the body.

## MEDICAL TERMS CONTINUED

**Posterior Cruciate Ligament (PCL):** A primary stabilizing ligament of the knee that provides significant stability and prevents displacement of the tibia backward within the knee joint. A complete tear of this ligament necessitating reconstruction could require up to 12 months of rehabilitation.

**Proximal:** Near the source, nearest any point being described. The elbow is proximal to the hand.

**Quadriceps “Quads”:** A group of four muscles of the front thigh that run from the hip and form a common tendon at the patella; they are responsible for knee extension.

**Radiography:** Taking of x-rays.

**Reconstruction:** Surgical rebuilding of a joint using natural, artificial or transplanted materials.

**Rotator Cuff:** Comprised of four muscles in the shoulder area that can be irritated by overuse. The muscles are the supraspinatus (most commonly injured), infraspinatus, teres minor and subscapularis.

**Rotator Cuff Impingement Syndrome:** A microtrauma or overuse injury caused by stress. The four stages are: 1) tendentious with temporary thickening of the bursa and rotator cuff, 2) fiber dissociation in the tendon with permanent thickening of the bursa and scar formation, 3) a partial rotator cuff tear of less than 1 cm, and 4) a complete tear of 1 cm or more.

**Sprain:** Injury resulting from the stretch or twist of the joint and causes various degrees of stretch or tear of a ligament or other soft tissue at the joint.

**Strain:** Injury resulting from a pull or torsion to the muscle or tendon that causes various degrees of stretch or tear to the muscle or tendon tissue.

**Stress Fracture:** A hair-line type of break in a bone caused by overuse.

**Tendinitis:** Inflammation of the tendon and/or tendon sheath, caused by chronic overuse or sudden injury.

**Tendon:** Tissue that connects muscle to bone.

**Ulnar Collateral Ligament:** A band or sheet of fibrous tissue connecting two or more bones, cartilages or other structures, or serving as support for fasciae or muscles; located on the inside of the elbow. (Ligament that was replaced or repaired for the “Tommy John” surgery.)

**Ultrasound:** An electrical modality that transmits a sound wave through an applicator into the skin to the soft tissue in order to heat the local area for relaxing the injured tissue and/or disperse edema.

**Wind Knocked Out:** Syndrome describing a contraction of the abdominal nerve trunk, the solar plexus, as a result of an abdominal contusion.

# TERMS OF INTEREST

**Consecutive-Game Hitting Streaks:** A consecutive-game hitting streak shall not be terminated if all the player's plate appearances (one or more) result in base on balls, hit batsman, defensive interference or sacrifice bunt. The streak shall terminate if the player has a sacrifice fly and no hit.

**Consecutive-Game Playing Streak:** A consecutive-game streak shall be extended if the player plays one-half inning on defense, or if he completes a time at bat by reaching base or being put out. A pinch-running appearance only, shall not extend the streak. If an umpire ejects a player from a game before he can comply with the requirements of this rule, his streak shall continue.

**Determining Batting Average:** Divide the number of hits by the number of official at-bats.

**Determining Earned Run Average:** Multiply the number of earned runs by nine; take the number and divide it by the number of innings pitched.

**Determining Fielding Average:** Divide the total putouts and assists by the total of putouts, assists and errors.

**Determining the Magic Number:** Determine the number of games yet to be played, add one, and then subtract the number of games ahead in the loss column of the standings from the closest opponent.

**Determining On-Base Percentage:** Add the total number of hits, walks and hit by pitches and divide by the total number of at-bats, walks, hit by pitches and sacrifice flies.

**Determining Percentage of Games Won and Lost:** Divide the number of games won by the total games won and lost.

**Determining Slugging Percentage:** Divide the total bases of all safe hits by the total times at bat (at-bats do not include walks, sacrifices, hit by pitcher, or times awarded first base because of interference or obstruction)

**Earned Run Rule:** The determination of an earned run is as follows: An earned run is a run for which the pitcher is held accountable. In determining earned runs, the inning should be reconstructed without the errors and passed balls; and the benefit of doubt should always be given to the pitcher in determining which bases would have been reached with errorless play. Until 1969, the reliever could not be charged with an earned run if he entered the game after the side could have been retired but for an error, no matter how many runs he subsequently gave up in that inning. Now, runs scored by batters who reach base off the reliever are charged as earned on that pitcher's record. They are not, however, shared as earned against the team as a whole. Therefore, a discrepancy may occur between the total earned runs charged against a team and the sum total of the earned runs charged against in the individual pitchers of that team.

**Save Rule:** A pitcher shall be credited with a save when he meets all three of the following condition:

1. He is the finishing pitcher in a game won by his club, and
2. He is not the winning pitcher, and
3. He qualifies under one of the following conditions:
  - a. He enters the game with a lead of no more than three runs and pitch for at least one inning,
  - b. He enters the game regardless of the count, with the potential tying run either on base, at-bat, or on deck  
(that is, the potential tying run is either already on base or is one of the two first batsmen he faces), or
  - c. He pitches effectively for at least three innings.

**Winning Pitcher:** The starting pitcher will be credited with the win only if the pitcher has pitched at least five complete innings and his team not only is in the lead when he is replaced, but remains in the lead for the remainder of the game. EXCEPTION: The "must-pitch-five-complete" rule in respect to the starting pitcher shall be in effect for all games of six or more innings. In a five-inning game, credit the starting pitcher with a game won only if he has pitched at least four complete innings and his team not only is in the lead when he is replaced, but remains in the lead the remainder of the game. When the starting pitcher does not meet the preceding criteria and more than one relief pitcher is used, the victory shall be awarded on the following basis:

1. When, during the tenure of the starting pitcher, the winning team assumes the lead and maintains it to the finish of the game, credit the victory to the relief pitcher judged by the official scorer to have been the most effective.
2. Whenever the score is tied, the game becomes a new contest insofar as the winning and losing pitcher is concerned.

## TERMS OF INTEREST CONTINUED

---

3. Once the opposing team assumes the lead, all pitchers who have pitched up to that point are excluded from being credited with the victory except the current pitcher.

4. The winning relief pitcher shall be the one who is the pitcher of record when his team assumes the lead and maintains it to the finish of the game.

*EXCEPTION: Do not credit a victory to a relief pitcher who is ineffective in a brief appearance, when a succeeding relief pitcher pitches effectively in helping his team maintain the lead. In such cases, credit the succeeding relief pitcher with the victory.*

## ARVEST BALLPARK GROUND RULES

---

1. Ball is in play behind home plate except when it goes into the dugout.
2. A batted ball that clears the top of the padded fence is a home run.
3. A batted ball that hits the railing above the padded fence and returns to the park is a home run.
4. A ball that enters an opening in the tarp, goes between the tarp and the wall or sticks under the tarp is dead.
5. All eventualities and situations not expressly provided for above Ground Rules will be controlled by the Official Baseball Rules. No ground rules shall be in conflict with the Official Rules.



# NOTES

---



