


2018 NORTHWEST ARKANSAS NATURALS MEDIA GUIDE





Table of Contents



10-Game Winners.....	101
All-Time Roster.....	83-84
All-Star Game Selections.....	84
All-Star Game, 2013.....	94
Arvest Ballpark.....	9
Attendances, All-Time.....	114

AWARDS

Award Winners, Texas League.....	85
Award , Pitcher of the Week, All-Time.....	75
Award, Kansas City Organizational, All-Time, Nationals.....	85
Award, Various Others, Nationals.....	85

BATTING

Career Top-10.....	104-105
Hitting Streaks, Nationals.....	109
Hit for the Cycle.....	99
Season Top-10.....	103-104
Top Performances, Nationals.....	109
Walk-off Home Runs.....	109
Birthdays, Nationals.....	79
Coaching Staff.....	12-16
Day-by-Day, 2017.....	72-73
Division Play, North Division.....	111
Franchise Firsts.....	87
Front Office Staff.....	6
Ground Rules, Arvest Ballpark.....	129
Hall of Fame, Nationals.....	82
Highs and Lows.....	77
Inter-Division Play.....	111
League Leaders, Nationals All-Time.....	120
Media Information.....	7-8
Medical Terminology.....	126-127
Minor League Affiliates.....	122-123
Miscellaneous Stats, 2017.....	75
Naturals, Offensive Players of the Week.....	16
Naturals, Pitchers of the Week.....	75
Naturals Radio Network.....	10

Opening Day All-Time Figures.....	87
Opening Day Line-Ups.....	87
Opponents, 2017.....	115-120
Overall Season Series.....	102
Ownership.....	4-5

PITCHING

10-plus Strikeout Performances, Nationals.....	111
Career Top-10.....	106-107
Season Top-10.....	107-108
No-Hitters.....	110
Player Profiles.....	11-68

POSTSEASON

North Division Championship Series, Nationals.....	88-89
Texas League Championship Series, Nationals.....	90-93
Postseason Records, Single-Game.....	112
Postseason Records, Career.....	113
Pregame Schedule.....	8
Press Box Directory.....	8
Rainouts.....	114

RECORDS

Records, Consecutive Streaks.....	100-102
Records, Individuals.....	99-100
Records, Monthly.....	100
Records, Single Game.....	99
Records, Single Season.....	96-98
Road Trip Mileage Chart.....	17
Roster, Royals 40-man.....	69
Roster, Spring Training Invites.....	70
Rules of Interests.....	128
Season Stats, Club, 2017.....	74
Season Stats, Texas League.....	76
Standings/Naturals Stats.....	81-82
Texas League Information.....	116
Transactions, Nationals, 2017.....	72-73
Transaction Terminology.....	124-125

BY SECTION

Introduction/Ownership/Front Office.....	4-10
2018 Northwest Arkansas Naturals.....	11-70
2017 Season in Review.....	71-79
Team History.....	81-94
Records.....	95-114
2018 Opponents.....	115-120
General Information.....	121-129



ROBERT E. RICH, JR.
Owner/President

Mr. Rich's involvement in professional baseball dates back to 1983, when as President of Rich Products Corporation, he came forward to purchase Buffalo's struggling Double-A franchise in order to keep the professional sport in the city. In 1984, Bob realized another major goal when he purchased the Triple-A Wichita Aeros and moved the American Association franchise to Buffalo. Thirteen years later, Mr. Rich signed a twenty-year lease to bring professional baseball to Northwest Arkansas.

Throughout his career, Bob has received many distinguished awards for both his business and baseball endeavors. In 1996, he was inducted into the National Frozen Food Association's Industry Hall of Fame and in 1999 was named Chairman of the Grocery Manufacturers Association. Bob was named the Buffalo-Niagara Frontier Sales and Marketing Executive of the Year in 1984, to share the distinction with his father, who also received the honor. Only two years after arriving on the Triple-A baseball scene, Bob was named the 1986 American Association Executive of the Year. He also won the award in 1988 and 1991. Today, Bob is active on numerous corporate boards and organizations including Students in Free Enterprise (SIFE) and is chairman of Development for the Cleveland Clinic.



MINDY RICH
Vice-Chairperson, Rich Products Corp. President,
Entertainment Group

Mrs. Rich oversees Rich Baseball Operations. R.E.G. which encompasses B.R. Guest, Ltd., which is responsible for concession operations in Buffalo and Jamestown through FanFare Concessions; restaurant/catering/event operations through Rich Renaissance Niagara, Pettibones Grille, The Glen Iris Inn at Letchworth State Park and Palm Beach National Golf & Country Club. R.E.G. also includes the Travel Team Inc.

In addition to her entertainment responsibilities, Mindy also is Vice Chairman at Rich Products Corporation. In 1999, Mindy was inducted into the Buffalo Baseball Hall of Fame. In March 2004, Mindy was also inducted into the Western New York Women's Hall of Fame. She received the Pathfinder's Award in 1997 and the Erie County Sheriff's Foundation Community Service Award in 1996. In 1992, Mindy was given the Rita Webb Smith Citizen Drug Fighter of the Year Award from New York State Governor Cuomo's Anti-Drug Abuse Council; Business First's "Forty Under 40" Award to young leaders in the community; and was named the American Jewish Committee's Institute of Human Relations' Woman of the Year. At the baseball winter meetings in 1988, Mindy received the Rawlings' Minor League Female Executive of the Year Award.

JOE SEGARRA

Sr. Vice President of Finance

Mr. Segarra oversees operations of the Rich Baseball Organization, The Travel Team, The Florida Restaurant Group, Palm Beach National Golf & Country Club, Rich Entertainment Group (theatre and related activities) and our Campus Food Service organization. Joe maintains his leadership and advisory role with the Corporate Flight Department and ROAR Logistics.

Mr. Segarra joined Rich's in 1993 as Director of Tax. Segarra has held increasing leadership roles at Rich products and its subsidiaries throughout his tenure including: VP of Finance in the Shareholder Risk Management Group, CFO for the Rich Entertainment Group, and Treasurer of the Rich Family Foundation. In his role at Rich Products, Mr. Segarra has had a leadership role in the establishment of our worldwide tax positions and organizational structure to best meet the needs and demands of both our businesses and shareholders and is actively involved in the pursuit of economic development incentives which benefit the company. Joe continues his responsibilities at Rich Products including his responsibility for our Tax group, Internal Audit function, and Shareholder Planning activities. Joe remains a member of the CFO Steering team.



JONATHAN A. DANDES

President, Rich Baseball Operations

Mr. Dandes was appointed President of Rich Baseball Operations in October, 2001. He joined Rich Products Corporation Food Services Division in June, 1986 as Product Manager and was soon appointed Director of Restaurant Operations. He was named vice president/general manager of Stadium Services, Inc. in 1988, and Executive Vice President of the Rich Entertainment Group in 1996. Rich Baseball Operations is comprised of Rich Products' subsidiary companies which includes National Baseball Congress and Palm Beach National Golf & Country Club in Lake Worth, Fla. Dandes is a certified Foodservice Management Professional (1994), as designated by the National Restaurant Association. In 2003, he graduated from the Harvard Business School Management Development Program. Dandes lives in East Amherst, NY. His son Leo, is a Law Student at the University of Buffalo School of Law. Their daughter Arin, is a musical theatre major at the University at Buffalo.



The Buffalo Bisons (Triple-A, Toronto Blue Jays) have been owned and operated by Rich Products since 1983 and are a member of the International League. The West Virginia Black Bears (Short-Season-A, Pittsburgh Pirates) moved from Jamestown, Pa. to Morgantown, W.Va. prior to the 2015 season and are members of the New York-Penn League.

JUSTIN COLE General Manager

Justin Cole enters the 2018 season as his fifth as the Naturals' General Manager. He served as Assistant General Manager the previous six seasons at Arvest Ballpark, after spending four seasons working with the Rich Baseball owned and operated Wichita Wranglers. Cole served as co-General Manager during the team's final season in Wichita, Kan. Before making the move to Springdale with the team in late-2007. 2017 will be Justin's 14th season in Minor League Baseball.



The 2016 recipient of the **Matt Minker Award**, Cole grew up in Barker, N.Y. and is a December, 2002 graduate of the University at Buffalo. He began his career in baseball by serving as an intern with the Buffalo Bisons, then the Triple-A affiliate of the Cleveland Indians.

Cole roots for the Naturals' parent club, the Kansas City Royals, and like all western New Yorkers, is a devoted Buffalo Bills fan. He resides in Springdale with his wife, Kristin and the couple's daughter, Olivia.

Dustin Dethlefs.....	Director of Marketing and Public Relations
Morgan Helmer.....	Director of Business Department
Jeff Windle.....	Director of Stadium Operations
Mark Zaiger.....	Director of Sales
Benjamin Kelly.....	Radio Broadcaster/Baseball Operations Coordinator
Kristen Furlong.....	Events Coordinator
Roxanne Grundmeier.....	Promotions Coordinator
Adam Annaratone.....	Production/PR Coordinator
Sam Ahern.....	Ticket Office Manager
Brad Ziegler.....	Senior Account Executive
Jon Tucker.....	Ticket Sales Coordinator
Matt Fanning.....	Account Executive
Trey Garner.....	Account Executive
Brock White.....	Head Groundskeeper
Corey Lewis.....	Stadium Operations Assistant
Danny Helmer.....	Equipment and Clubhouse Manager
Tyler Burson.....	Visiting Clubhouse Manager

Joseph DeLucia.....	Ticket Office Intern
.....	Ticket Office Intern
Spencer Lundquist.....	Sales Intern
John Durgie.....	Media Relations Intern
Sarah Young.....	Creative Services Intern
Sara Giesen.....	Business Department Intern
Bailey Watson.....	Street Team
Evan Sears.....	Street Team
.....	Stadium Operations Intern
.....	Grounds Intern

CLUB INFORMATION

Contact the Nationals Media Relations Department for any information and questions (interviews, photos, statistical or credential requests, news releases, etc.). It is our privilege to be of assistance to our local media.

Credentials honored at Arvest Ballpark for accredited members of the news media are available upon request. Season-long Credentials can be picked up at the front desk in the Nationals office.

Daily and single-game credentials can be requested for any game, but must be requested by 5:00 P.M. the day prior to the game for which the credential is being requested. The Nationals media relations department will determine the level of access (field access, clubhouse access, press box access) on an individual basis

To request credentials, please email Dustin Dethlefs, Director of Marketing and Public Relations at dustin@nwanaturals.com at least **24 HOURS IN ADVANCE** of the requested date. Written requests must be submitted on letterhead.

To pick up single-game credentials please report to will call at the ticket office on the day of the game. Please do not report to the front desk.

Any credentials may be revoked at any time without cause. All we ask is that you respect our players, staff and fans. Thank you for your cooperation.

Credentialed media are **NOT** to request autographs from players or any VIP's who may visit Arvest Ballpark.

The Nationals are not liable for the safety of any credentialed media member during their work at Arvest Ballpark, whether prior to, during, or subsequent to a game. The Nationals are NOT liable for injuries incurred by credentialed media (from batted balls, flying bats, etc) OR damages related to said injuries or loss/damage to personal property or equipment.

For road game media credentials, please contact the Nationals Media Relations Department. For Kansas City Royals credentials, please contact the Royals Media Relations Department at (816) 921-8000.

Photographers must work out of the stationary locations adjacent to both dugouts or in the bay located in the Press Box. To receive a photography credential, contact the Nationals Media Relations Department.

Media Notes and Statistics are available in the Press Box 1 ½ hours before game time. Anyone needing information earlier should contact the Media Relations Department.

Media Relations Information

Naturals Front Office.....(479) 927-4900

Home Media Contact..... Dustin Dethlefs
Office Phone.....(479) 927-4068
Cell Phone..... (479) 713-9349
Email.....dustin@nwanaturals.com

Road Media Contact.....Benjamin Kelly
Office Phone.....(479) 927-4929
Cell Phone..... (260) 499-0951
Email.....benjamin@nwanaturals.com

Press Box..... (479) 927-4927

Flagship Radio Station..... 92.1-FM, KQSM
Secondary Station..... 1590-AM, KNGY

Website..... www.nwanaturals.com
Facebook..... www.facebook.com/Naturals
Twitter..... www.twitter.com/nwanaturals
Instagram..... @NWNaturals

Mailing Address:
3000 Gene George Blvd. • Springdale, AR 72762

Press Box is located on the suite level directly behind home plate. Many work spaces are equipped with an electrical outlet, internet jack. and complimentary wireless internet access. Telephones will not be available. The Press Box can be accessed via the elevators located on the first base side of Arvest Ballpark or the stairs near the Nationals' Team Store.

Media Lounge and Workroom is located inside the Press Box behind the working press area. Meal service will begin approximately one hour before game time to **ACCREDITED WORKING MEMBERS OF THE MEDIA ONLY.**

Interview periods are arranged prior to and following Nationals games through the Nationals Media Relation Department. All interviews should be completed at least 45 minutes prior to game time.

Pregame: The manager, coaches and player are generally accessible before batting practice on the field and in the clubhouse. Players are not available during stretching, batting practice and pregame interviews should not interfere with players' specific game preparations. **Manager Mike Rojas** is available upon request prior to the game.

Manager Postgame: The Nationals will conduct a postgame interview with the manager outside the Nationals clubhouse immediately following each Nationals home game. Postgame interviews with all personnel should be related to the game and not of the feature variety.

Players Postgame: Interviews will be granted upon requested and based on player availability.

NATURALS CLUBHOUSE

The **Naturals Clubhouse** is located on the service level directly behind the first base dugout (visitor located behind third base dugout). The clubhouse is open prior to batting practice and following batting practice on game days until 45 minutes prior to game time. The clubhouse is open following the game at the manager's approval. The Naturals' clubhouse is closed during rain delays and between games of a doubleheader. For visiting team clubhouse guidelines, please contact visiting team's media relations department.

Training Rooms and Players Lounge are strictly off limits at all times to everyone. If there is a problem reaching someone in these areas, please see Benjamin Kelly and/or Dustin Dethlefs.

The elevator is to be used by the media only and strictly to reach the service level and inclusive of access to the field during games. It is located near the Sam's Club Community Room and the front gate of Arvest Ballpark. Please do not use the elevator down the first base line.

PRESS BOX DIRECTORY

Director of Marketing and Public Relations.....	Dustin Dethlefs
Voice of the Naturals.....	Benjamin Kelly
Video Production Coordinator.....	Adam Annaratone
Media Relations Intern.....	John Durgee
Creative Services Intern.....	Sarah Young
Public Address Announcer.....	Bill Rodgers/Jon Williams
Official Scorer.....	Kyle Stiles/Watler Woodie
Statistician.....	Kyle Stiles
MiLB Gameday.....	Kyle Rockett
Pitch Clock Operator.....	Kyle Stiles/Watler Woodie

NATURALS PRE-GAME SCHEDULE

	11:05 AM	2:05 PM	5:05 PM (DH)	6:05 PM	7:05 PM
Naturals Infield	8:00-8:15	11:05-11:20	2:00-2:15	3:00-3:15	4:00-4:15
Naturals Batting Practice	8:45-9:00	11:20-12:15	2:15-3:15	3:15-4:15	4:15-5:15
Visitors Batting Practice	9:30-10:15	12:30-1:15	3:30-4:15	4:30-5:15	5:30-6:15
Visitors Infield	10:15-10:30	1:15-1:30	4:15-4:30	5:15-5:30	6:15-6:30
Grounds Crew	10:30-10:55	1:30-1:55	4:30-4:55	5:30-5:55	6:30-6:55
Game Times	11:05 PM	2:05 PM	5:05 PM	6:05 PM	7:05 PM



NATURALS SOCIAL MEDIA OUTLETS

The Naturals are extremely active in all facets of social media. Follow all the official accounts of the Northwest Arkansas Naturals for all the exclusive, entertaining and breaking news throughout the 2017 season:



facebook.com/naturals



@nwanaturals



NWANaturals

Follow the accounts below for supplemental information on all things Naturals:



@BKellyPxP - Information for fans and listeners from the Naturals Radio Voice



BenjaminKelly26 - Photos of road trips and an inside look at the clubhouse

BASIC TEAM INFORMATION

Major League Affiliation.....	Kansas City Royals (American League, Central Division)
League/Division/Level.....	Texas League/North/Double-A
Year in the League.....	11 th (2008 - Present)
Texas League Titles.....	1, 2010
Team Colors.....	Navy Blue, Burgundy, White

ARVEST BALLPARK

The Northwest Arkansas Naturals celebrates the franchise's 11th season at Arvest Ballpark in 2018. Named the 2008 Ballpark of the Year by baseballparks.com, Arvest Ballpark was designed by HOK (now Populous) which has been designing Minor League Baseball stadiums for more than 20 years including six Major League Ballparks. Populous also assisted in the renovations at Kauffman Stadium that commenced in 2010.

The Arvest Ballpark investment reached \$50 million which included parking lots and surrounding road improvements. The City of Springdale has enhanced fans' ability to and from the ballpark by adding an exit ramp off I-49 (Exit 70 - Don Tyson) along with widening roads, providing a round-about and basic road maintenance over the past two season.

Prior to the 2017 season, in trend with much of professional baseball, the Naturals extended the netting above each dugout to allow fans further protection from batted balls and/or flying objects.

The grandest upgrade to Arvest Ballpark occurred prior to the 2016 season. A complete high-definition video board made the screen from 20' x 30' to 17' x 66'. 2017 improvements include extended netting above the dugouts, upgraded picnic areas among other upgrades.

Through the first nine seasons of Naturals' baseball, nearly 2.9 millions fans have walked through the gates at Arvest Ballpark. The average single-game attendance is 4,727 over the first nine seasons.

2018 ARVEST BALLPARK FACTS

Date Opened.....	April 10, 2008
Design.....	HOK Sports (Populous)
Total Seating Capacity.....	7,500 (6,500 seats)
HD Video Board.....	17' x 66'
Team Colors.....	Navy Blue, Burgundy, White

Outfield Distances

Left Field.....	327 feet
Left-Center Field.....	377 feet
Center Field.....	400 feet
Right-Center Field.....	378 feet
Right Field.....	325 feet

Height of Fence

Center Field.....	12 feet
Left-to-Left Center.....	9 feet
Right Center-to-Right.....	9 feet

Seating Breakdown

Fixed Seating.....	6,500
Grass Berm.....	1,000
Total Capacity.....	7,500

Luxury Suites

Single Suites.....	21
Double Suites.....	2

Game Times

Monday - Friday Day Games.....	11:05 AM
Monday - Friday Night Games.....	7:05 PM
Sunday Day Games.....	2:05 PM
Sunday Night Games.....	6:05 PM

Complete Schedule on Inside Cover

Some exceptions apply

DIRECTIONS TO ARVEST BALLPARK

From points North (Rogers, Lowell, Bentonville, Bella Vista): Take I-49 south to Exit 72 (US 412/Springdale Exit). Follow signs to U.S. 412/Sunset Ave. Turn right on Sunset Ave. Turn left at 56th Street. Arvest Ballpark will be on your right at the corner of 56th and Watkins Ave.

From points South (Fayetteville, Ft. Smith): Take I-49 north to Exit 70 (Don Tyson Pkwy) and follow 56th Street north to Arvest Ballpark.

From points East (Springdale): Follow US 412/Sunset Ave. heading west. Turn left at 56th St. Arvest Ballpark will be on your right at the corner of 56th and Watkins Ave.

From points West (Tontitown, Siloam Springs): Take US 412/Sunset Ave. heading east. Turn right at 56th street. Arvest Ballpark will be on your right at the corner of 56th and Watkins Ave.

BROADCAST INFORMATION

BENJAMIN KELLY Voice of the Naturals

Benjamin Kelly begins his fifth season as the “Voice of the Naturals” and fifth in minor league baseball. Kelly works all 140 regular-season games, broadcasting each game on the Naturals flagship station, 92.1-FM the Ticket. He also is the Baseball Operations Coordinator for the Naturals working directly with the Kansas City Royals.



Kelly joined the Naturals in March, 2014 after spending a season in the Frontier League (Independent) with the Schaumburg Boomers. Following his time in Schaumburg, Kelly worked as an Associate Sports Information Director for Judson University (NAIA) in Elgin, Ill. working with the website, press releases and other media relation duties.

During the off-season, Kelly is an on-air talent for the SEC Networks digital platform broadcasting Arkansas Razorback athletics including Olympic sports and softball.

Kelly is a 2013 graduate of Goshen College (NAIA) in Goshen, Ind. where he was a four-year scholarship catcher on the Maple Leafs baseball team. Kelly is originally from Omaha, Neb. following the Kansas City Royals including Nebraska favorites Alex Gordon and Ken Harvey. He currently resides in Springdale.

NATURALS RADIO BROADCAST INFORMATION




Naturals baseball can be heard on the air at 92.1-FM the Ticket (KQSM), a Cumulus Station. Tune-in to all 140 Northwest Arkansas Naturals games with Benjamin Kelly for every game. The games can be heard simulcast online at 921theticket.com or on the MiLB First Pitch app on your smart phone. Select games will be heard on AM-1590 KNGY, the Ticket-2, when in conflict with the University of Arkansas Razorback athletics.

The **Indigo Sky Casino Pregame Show** can be heard 20-minutes prior to first pitch of all 140 broadcasts this season. The **Dunkin Donuts Postgame Show** will proceed the conclusion of each game.



Fans can view the live feed of the games with the commentary



2018 NATURALS





MIKE ROJAS MANAGER

BATS: Right

THROWS: Right

HEIGHT: 6-3

WEIGHT: 250

OPENING DAY AGE: 54

BORN: April 17, 1963 in Miami, Fla.

RESIDES: Naples, Fla.

NAMED TO STAFF: January 10, 2018 (First season)

MANAGERIAL CAREER

- Named the third manager in Northwest Arkansas Naturals history on Jan. 10, 2018.
- Led the Toledo Mud Hens (Triple-A, Detroit) during the 2017 season to a 70-71 record in the International League and a third-place finish in the IL West Division.
- Finished the campaign strong winning 11 of the final 16 regular season games, which included a four-game and five game win-streak during the final stretch.
- Last season alone, Rojas managed former Naturals' David Lough along with Daniel Stumpf.
- Took a 10-year hiatus from managing after previously skipping the Mud Hens in 2007...took over after Larry Parrish injured his ankle and required surgery forcing the former All-Star to miss the season.
- Rojas led the 2007 Mud Hens to an Internal League second-best record of 82-61...won the IL West by 8 ½ games over Louisville, who was led by IL Rookie of the Year, Joey Votto.
- Posted the league's best home record in 2007 of 46-26 and the fourth-best road record of 36-35...finished 32-20 (.615) in one-run contests, tops in the International League.
- Lost in the Opening Round of the 2007 IL Postseason to Evan Longoria, JP Howell and the Durham Bulls three games to none.
- Rojas' 2007 roster was highlighted by IL Player of the Year, Mike Hessman, Ramon Santiago and Chris Shelton...former Naturals' manager, Vance Wilson, made a brief cameo in Toledo during the 2007 season, appearing in three games under Rojas.
- Prior to joining the Mud Hens, Rojas led the Lakeland Flyin' Tigers of the Florida State League in 2005 and 2006, taking the Tigers to the Florida State League Finals in 2005 with an 85-48 overall record.
- Joined the Tigers organization in 2004, managing the Oneonta Tigers of the New York-Penn League.
- Also managed in the Chicago White Sox system (1992 to 1995), Houston Astros organization (1997 and 1998) and in the Cincinnati Reds system (1999 and 2000).
- Has reached the postseason on four separate occasions in 1998 (Midwest League, Quad City), 1999 (Midwest League, Rockford), 2005 (Florida State League Lakeland) and 2007 (International League, Toledo) accruing a 5-10 playoff record.

ROJAS' MANAGERIAL RECORD

YEAR	CLUB (LEAGUE)	ORGANIZATION	OVERALL	1ST HALF	2ND HALF	FINISH
1992	GCL White Sox (Gulf Coast)	Chicago (AL)	30-29-1	---	---	4th, West
1993	GCL White Sox (Gulf Coast)	Chicago (AL)	32-27	---	---	2nd, West
1994	GCL White Sox (Gulf Coast)	Chicago (AL)	20-40	---	---	7th, West
1995	Hickory (South Atlantic)	Chicago (AL)	49-89	---	---	7th, North
1997	Auburn (New York-Penn)	Houston (NL)	29-47	---	---	5th, Pickn.
1998	Quad City (Midwest)	Houston (NL)	77-68*	---	---	1st, West
1999	Rockford (Midwest)	Cincinnati	76-63	---	---	2nd, Cent.
2000	Chattanooga (Southern)	Cincinnati	70-68	---	---	3rd, West
2004	Oneonta (New York-Penn)	Detroit	33-41	---	---	3rd, Sted.
2005	Lakeland (Florida State)	Detroit	85-49*	45-22	40-26	1st, West
2006	Lakeland (Florida State)	Detroit	68-68	37-32	31-36	3rd, West
2007	Toledo (International)	Detroit	82-61	---	---	1st, West
2017	Toledo (International)	Detroit	70-71	---	---	3rd, West
TOTALS (13 Seasons)			721-721-1			

ROJAS POSTSEASON RECORD

YEAR	CLUB (LEAGUE/ORGANIZATION)	ROUND	OPPEONENT	RESULT	RECORD
1998	Quad City (Midwest/Houston)	First	Rockford (Chicago, NL)	Lost, 2-1	77-68
1999	Rockford (Midwest/Cincinnati)	First	Wisconsin (Seattle)	Lost, 2-0	76-63
2005	Lakeland (Florida State/Detroit)	First	Dunedin (Toronto)	Won, 2-0	85-49
	Lakeland (Florida State/Detroit)	Finals	Palm Beach (St. Louis)	Lost, 3-2	85-49
2007	Toledo (International/Detroit)	First	Durham (Tampa Bay)	Lost, 3-0	82-61



DEVELOPMENTAL CAREER

- Worked most recently as the Seattle Mariners bullpen coach for two seasons in 2014 and 2015 under current Detroit hitting coach, Lloyd McClendon...Rojas replaced McClendon as the Mud Hens manager following McClendon's stint as Toledo skipper in 2016.
- While in Seattle, Rojas groomed a bullpen led by veteran closer, Fernando Rodney and Tom Wilhelmson and groomed young relievers such as Tony Zych and Dominic Leone...also worked with the likes of Felix Hernandez and Taijuan Walker.
- Rojas served in the same capacity, bullpen coach, for Detroit from 2011 to 2013 under manager, Jim Leyland...also worked with current Royals' officials, Rafael Belliard (Special Asst. to Dayton Moore/Infield Coordinator) and Gene Lamont (Sr. Advisor to Dayton Moore/Baseball Operations).
- While in the Motor City, worked with Cy Young winners, Justin Verlander, Max Scherzer and Rick Porcello along with Jose Valverde and Joaquin Benoit from the bullpen.
- From 2008 to 2010, Rojas served as the Tigers Minor League Field Coordinator and Catching Instructor.
- Following his playing career, which ended in 1984, Rojas served as an assistant coach for the athletic department of St. Thomas University in Miami Gardens, Fla...he held the post for before jumping back into professional baseball in 1992 with the Chicago White Sox Gulf Coast affiliate.
- Overall, Rojas has worked five seasons in the Major Leagues (2011 to 2015), served three years as a minor league instructor and field coordinator (2008 to 2010) and 13 seasons as a minor league manager (1992 to 1995, 1997 to 2000, 2004 to 2007 and 2017).

PLAYING CAREER

- Signed with the Oakland Athletics in 1983 and debuted with the Idaho Falls Athletics...split time between first base, second base and catcher appearing in a total of 28 games...batted .163 with a couple of homers and five runs batted in.
- Signed on the following season, 1984, with Toronto...played in 56 games, hitting .220 with a home run, 20 runs batted in and for doubles.

ROJAS' CAREER MINOR LEAGUE STATISTICS

Year	Team	Level	Aff.	AVG	G	AB	R	H	2B	3B	HR	RBI	BB	SO	SB	CS	SF	SAC	HBP	OBP	SLG
1983	Idaho Falls	Rok	OAK	0.163	28	92	12	15	1	0	2	5	4	34	1	1	0	0	0	0.198	0.239
1984	GCL Blue Jays	Rok	TOR	0.220	56	191	14	42	4	0	1	20	8	25	1	0	2	1	2	0.256	0.257
Minor League Totals				0.201	84	283	26	57	5	0	3	25	12	59	2	1	2	1	2	0.237	0.251

PERSONAL

- Full name is **Miguel Angel Rojas** and is a native of Miami, Florida.
- Rojas is the son of Royals Hall of Famer, Cookie Rojas and the brother of Los Angeles Angels television play-by-play broadcaster, Victor Rojas.
- His son, Mike, Jr. is a catcher at Auburn University
- He and his wife, Ginny, reside in Naples, Fla. and have two daughters, Michelle and Jennifer, and one son, Mike, Jr.

NATURALS MANAGERS

MANAGER	YEARS ACTIVE	GAMES	RECORD	PERCENTAGE
Brian Poldberg	2008-2013	980	495-485	.505
Vance Wilson	2014-2017	270	254-305	.454
Mike Rojas	2018-present			



Brian Poldberg (right), led the Nationals to the 2010 Texas League Championship and is a member of the Nationals Hall of Fame. Vance Wilson (left) has helmed the Nationals for the last four seasons, leading NWA to three straight postseason berths.





STEVE LUEBBER

PITCHING COACH

BATS: Right

THROWS: Right

HEIGHT: 6-3

WEIGHT: 185

OPENING DAY AGE: 68

BORN: July 9, 1949 in Joplin, Mo.

RESIDES: Joplin, Mo.

NAMED TO STAFF: January 4, 2017 (Second season)

COACHING CAREER

- Steve Luebber begins his 13th season within the Royals' organization and third as the pitching coach for the Nationals.
- Luebber saw the advancement of the unheralded left-hander Emilio Ogando who finished with the league's fourth-lowest ERA (3.45) and was a member of two of the Nationals eight shutouts during 2018...left-hander Foster Griffin also developed well under Luebber posting an 11-5 mark with a 3.61 ERA during his first season in Double-A
- In his first season, Luebber's staff posted a franchise-best 3.55 ERA during the 2016 (3rd-best in Texas League)...led the circuit in strikeouts (1163) while walking the second-fewest (373) on the season.
- In 2016, three Nationals' hurlers made their MLB debuts (Alec Mills, Matt Strahm and Kevin McCarthy)...left-hander, Eric Skoglund became the first Nationals' pitcher to lead the Texas League in strikeouts.
- Prior to Northwest Arkansas, Luebber spent the previous nine seasons with the Wilmington Blue Rocks (Advanced-A, Carolina League) from 2007 to 2015...worked with manager Vance Wilson in 2012 and 2013...spent the 2006 season with the Burlington (Iowa) affiliate in the Midwest League.
- In 2014, Luebber had the loaded staff featuring right-hander Glenn Sparkman and left-handers Jonathan Dzedzic and Sean Manaea. Sparkman led the Carolina League with a 1.56 ERA while Dzedzic finished second (2.52) and Manaea ranked fourth (3.11).
- Throughout his years in the Royals system, Luebber has groomed over 30 pitchers that have appeared in the big leagues including of Yordano Ventura, Danny Duffy, Mike Montgomery and Jake Odorizzi.
- Worked from 2001-2005 as pitching coach for the Rangers' Class AA clubs at Tulsa (2001-02) and Frisco (2003-05)...has worked as a coach in the Marlins, Orioles and Padres systems.

PLAYING CAREER

- Pitched professionally for 17 seasons, posting a 6-10 record and a 4.62 ERA over 66 Major League appearances for the Twins, Blue Jays and Orioles.
- Posted his best season with the Twins in 1976 when he finished 4-5 with a 4.00 ERA appearing in a career-high 38 games...made 12 starts for Minnesota and completed two of them...came within one out of a no-hitter for the Twins on Aug. 7, 1976 before allowing a single with two strikes to the Rangers' Roy Howell.
- Originally a 13th round selection of the Twins in 1967...made MLB debut at the age of 21 on July 27, 1971.

MISCELLANEOUS NOTES

- Steve and his wife, Lee Ann reside in Joplin, Mo...he has two daughters, Lindsey and Carly and one son, Wyatt.
- Played baseball at Missouri Southern College (Joplin, Mo.)

NATURALS PITCHING COACHES				
Pitching Coach	Year	Games	ERA	Finish
Larry Carter	2008	140	4.15	2nd
Larry Carter	2009	140	4.42	6th
Larry Carter	2010	140	3.84	3rd
Larry Carter	2011	140	4.57	5th
Larry Carter	2012	140	4.78	8th
Jim Brower	2013	140	4.19	8th
Jim Brower	2014	140	4.26	8th
Jim Brower	2015	139	3.89	5th
Steve Luebber	2016	140	3.55	3rd
Steve Luebber	2017	140	4.21	5th

LEON ROBERTS HITTING COACH

BATS: Right **THROWS:** Right
HEIGHT: 6-3 **WEIGHT:** 200 **OPENING DAY AGE:** 67
BORN: January 22, 1951 in Vicksburg, Mich. **RESIDES:** Arlington, Texas
NAMED TO STAFF: January 4, 2017 (Second season)



COACHING CAREER

- Leon Roberts enters his second season in the Kansas City Royals organization as the hitting coach for the Naturals in 2018...it marks his 41st season in baseball.
- Despite a minus-99 run differential, Roberts' offensive acumen helped lead the Naturals to a Texas League First Half North Division title by hitting a season-best .281 as a club during the winning-stretch in June.
- Roberts assisted in the development of Donnie Dewees who hit a career-best nine home runs, along with Humberto Arteaga who hit a career-best .258 including a first half average of .302.
- Prior to joining the Royals organization, "Redbone" spent the previous five season within the Houston Astros organization with his latest position as the Roving Outfield & Baserunning Coordinator.
- Served as the Astros' Triple-A hitting coach from 2012 to 2015 and helped lead the Fresno Grizzlies to a PCL Championship and a Triple-A National Championship.
- Prior to joining the Astros, Roberts spent 13 total season stretch across two stints with the Atlanta Braves organization, working as a minor league manager, hitting coach and hitting coordinator. Roberts also helped the Major League club in his first eight seasons with Atlanta during the September and October postseason runs which included a World Series (1995), three World Series appearances (1992, 1995-1996) and six total NLCS appearances (1992-1993, 1995-1998).
- Served as the hitting coach for the Tampa Bay Devil Rays from 1990 to 2000 under manager, Larry Rothchild, working with hitters such as Fred McGriff, Vinny Castillo, Jose Guillen and Jose Canseco.
- Has also worked in the Detroit Tigers and Cincinnati Reds systems in various minor league roles...posted a 412-420 (.495) record in six seasons as a manager in a variety of levels.

PLAYING CAREER

- Played across 11 season in Major Leagues with six different teams: Detroit, Houston, Seattle, Texas, Toronto and Kansas City from 1974 to 1984.
- Drafted by Detroit in the 10th round of the 1972 draft out of the University of Michigan...awarded a football scholarship by legendary head coach, Bo Schembechler, but elected to play baseball and basketball for the Wolverines.
- During his final season at U of M, Roberts led the Big Ten with a .367 batting average and was an All-Big Ten Conference selection.

MISCELLANEOUS NOTES

- Leon and his wife, Pam, reside in Arlington, Texas. They have a daughter, Sabrina and their son, J.D., spent over three years in the Atlanta Cincinnati minor league systems.

NATURALS HITTING COACHES				
Hitting Coach	Year	Games	AVG	Finish
Tommy Gregg	2008	140	.262	7th
Terry Bradshaw	2009	140	.269	3rd
Terry Bradshaw	2010	140	.291	1st
Terry Bradshaw	2011	140	.268	4th
Terry Bradshaw	2012	140	.257	4th
Nelson Liriano	2013	140	.250	6th
Andre David	2014	140	.241	8th
Brandon Moore	2015	139	.266	3rd
Brian Buchanan	2016	140	.253	4th
<i>Leon Roberts</i>	<i>2017</i>	<i>140</i>	<i>.260</i>	<i>5th</i>

MASA KOYANAGI - Certified Athletic Trainer

Masa Koyanagi will work his seventh season as the Naturals trainer and his 11th season in the Royals' system. Koyanagi earned Texas League Trainer of the Year, presented by the Professional Baseball Athletics Trainers Society this past season. Prior to his arrival in Northwest Arkansas, Koyanagi most recently worked as the trainer for Advanced-A Wilmington in 2011 and for Rookie-Level Idaho Falls from 2008-2010. Koyanagi served as an athletic trainer within the Milwaukee Brewers organization from 2003-2006 and previously worked as a training intern for the San Francisco Giants (2001) and the Detroit Tigers (2002). Koyanagi worked as a trainer for the WBC Champion Japanese National Team in 2006 and for the Chinese National Team in 2013. Koyanagi is a native of Fukuoka, Japan and moved to the US in 1993. He is a graduate of Fresno State University with a BS in kinesiology. He resides in Surprise, Ariz. with his wife, Misato and two daughters Maria and Monami.

JARRET ABELL - Strength and Condition Coach

Jaret Abell returns to Northwest Arkansas as the Naturals strength and conditioning coach for his second season. Abell served in the same role at Advanced-A Wilmington (2016), Class-A Lexington (2015) and Rookie level Idaho Falls (2014). Abell earned Texas League Strength Coach of the Year in 2017. He and his wife, Ashley, reside in Scottsdale, Ariz.

CHRISTOPHER DOUGHERTY, D.O. - Team Physician

Dr. Chris Dougherty is a specialist in sports medicine and minimally invasive (arthroscopic) surgery to repair joint problems involving the shoulder, elbow, knee, foot, ankle and hip. Dougherty is a native of Bloomsdale, Mo., and a graduate of Kansas City University of Medicine and Biosciences. He came to Northwest Arkansas in April 2005. Prior to that he completed a residency in orthopedics at Oklahoma State University Medical Center and a fellowship at the Kentucky Sports Medicine Center, where he provided care for professional and collegiate athletes. Dr. Dougherty is nationally and internationally recognized for his expertise in sports medicine and serves as an instructor in arthroscopy and sports medicine both in the United States and abroad.

ATHLETIC TRAINERS

Chris Delucci	2008
Tony Medina	2009-2011
Masa Koyanagi	2012-present

STRENGTH COACHES

Niz Lively	2008-2009
Joey Greany	2010-2011
George Timke	2012
Nate Dine	2013
Austin Driggers	2014-2016
Jarret Abell	2017-present

NATURALS ALL-TIME OFFENSIVE PLAYERS OF THE WEEK

2008 (3)

Juan Richardson, Kila Ka'i'hue (7/7-14)
Cory Aldridge (8/25-9/1)

2009 (5)

Kurt Mertins (6/1-8)
Jeff Bianchi (2x) (6/22-29 & 7/20-27)
Ed Lucas (6/29-7/6)
Cody Clark (8/31-9-8)

2010 (5)

Mike Moustakas (2x) (4/19-26 & 5/17-24)
Clint Robinson (3x) (7/5-12, 8/9-16 & 8/30-9/6)

2011 (2)

Nick Van Stratten (5/9-16)
Salvador Perez (7/18-25)

2012 (1)

Wil Myers (4/23-29)

2013 (5)

Brett Eibner (2x) (4/15-22 & 7/8-15)
Brian Fletcher (2x) (6/3-10 & 7/22-29)
Whit Merrifield (6/24-7/1)

2014 (3)

Cheslor Cuthbert (6/16-23)
Lane Aams (6/23-30)
Juan Graterol (8/4-11)

2015 (3)

Balbino Fuenmayor (2x) (4/27-5/4 & 5/11-18)
Alex Liddi (6/29-7/6)

2016 (1)

Frank Schwindel (6/20-6/26)


2017 (2)

Donnie Dewees (2x) (6/5-11 & 6/26-7/2)

The Texas League has honored a Naturals with the Player of the Week Award 30 times in the short history in Northwest Arkansas. seven players have garnered the award multiple times in a single season.

2018 ROAD TRIP MILEAGE CHART

<i>Date</i>	<i>From</i>	<i>To</i>	<i>Mileage</i>
Road Trip #1			1,517
April 11	Northwest Arkansas	Corpus Christi	619
April 14	Corpus Christi	San Antonio	149
April 17	San Antonio	Northwest Arkansas	749
Road Trip #2			682
April 21	Northwest Arkansas	Tulsa	106
April 22	Tulsa	Springfield	182
April 26	Springfield	Tulsa	182
April 30	Tulsa	Northwest Arkansas	106
Road Trip #3			388
May 5	Northwest Arkansas	North Little Rock	194
May 8	North Little Rock	Northwest Arkansas	194
Road Trip #4			280
May 18	Northwest Arkansas	Springfield	140
May 21	Springfield	Northwest Arkansas	140
Road Trip #5			1,326
May 28	Northwest Arkansas	Frisco	322
May 31	Frisco	Midland	352
June 3	Midland	Northwest Arkansas	652
Road Trip #6			571
June 9	Northwest Arkansas	North Little Rock	194
June 12	North Little Rock	Tulsa	271
June 16	Tulsa	Northwest Arkansas	106
Road Trip #7			212
June 21	Northwest Arkansas	Tulsa	106
June 24	Tulsa	Northwest Arkansas	106
Road Trip #8			1,517
July 3	Northwest Arkansas	San Antonio	749
July 6	San Antonio	Corpus Christi	149
July 9	Corpus Christi	Northwest Arkansas	619
Road Trip #9			280
July 15	Northwest Arkansas	Springfield	140
July 18	Springfield	Northwest Arkansas	140
Road Trip #10			546
July 26	Northwest Arkansas	Springfield	140
July 29	Springfield	North Little Rock	212
August 1	North Little Rock	Northwest Arkansas	194
Road Trip #11			1,326
August 13	Northwest Arkansas	Midland	652
August 16	Midland	Frisco	352
August 19	Frisco	Northwest Arkansas	322
Road Trip #12			571
August 25	Northwest Arkansas	North Little Rock	194
August 27	North Little Rock	Tulsa	271
August 31	Tulsa	Northwest Arkansas	106
Total Miles			9,216 (Estimated from MapQuest.com)



JASON ADAM RHP

BATS: Right **THROWS:** Right **HEIGHT:** 6-4 **WEIGHT:** 225
BORN: August 4, 1991 in Overland Park, Kansas
RESIDES: Overland Park, Kansas **OPENING DAY AGE:** 26
ACQUIRED: Signed as MiLB Free Agent, 8/18/17 (Released by San Diego)
MINOR LEAGUE SEASONS: 5

2017 SEASON

- Signed as a Minor League free agents by San Diego in March, 2017...made seven rehab outings for the AZL Padres before being assigned to Double-A, San Antonio...made one appearance for the Missions on Aug. 11 v. Tulsa working 2.0 innings of one-hit, scoreless relief.
- Released by the Padres on Aug. 14...Signed by original club, Kansas City on Aug. 18 and assigned to Northwest Arkansas.
- Appeared in five games for the Naturals...accrued a 7.11 ERA, 1.105 WHIP with 11 strikeouts over 6.1 innings.
- Struck out a season-best five batters over 2.0 innings of work on Aug. 29 at Tulsa...marked the most punchouts for Adam in a single-game appearance since he fanned seven hitters on July 16, 2014 at Springfield.

AWARDS/HONORS

2014 Texas League Pitcher of the Week (July 14)

CAREER HIGHLIGHTS

- Missed two full seasons in 2015 and 2016 due to a pair of elbow surgeries...how two screws put in to his elbow by Dr. James Andrews in December, 2014 to repair a stress fracture...had a follow-up procedure on May 21 with Dr. Andrews to remove the screws and tissue build-up within the joint.
- 2014 was the last full-season for Adam...was a non-roster invitee to Spring Training
- Opened 2014 as the Naturals Opening Day starter at Frisco in a rain-shortened game...earned Texas League Pitcher of the Week on July 14...promoted to Triple-A, Omaha in mid-May...made eight relief outings for the Storm Chasers posting a 2.35 ERA over 15.1 innings with 11 strikeouts.
- Traded to Minnesota for Josh Willingham on Aug. 11, 2014...assigned to Double-A, New Britain.
- Pitched all 2013 with Northwest Arkansas...recorded a career-beest 126 strikeouts over 144.0 innings...pitched for Peoria in the Arizona Fall League in the autumn of 2013.

MISCELLANEOUS NOTES

- Full name is **Jason Kendall Adam**...resides in Overland Park, Kansas with his wife, Kelsey, the former Miss Delaware, 2014.
- Bypassed a scholarship to pitch at the University of Missouri by signing with the Royals...originally selected in the fifth round of the June 2010 draft out of Blue Valley Northwest (Kan.) High School.
- Earned Class 6A First Team All-State honors his senior season...went 4-3 with a 1.51 ERA with 71 strikeouts over 41.2 innings of work.
- His older sister, Kari, played soccer at Missouri from 2007 to 2010.

 @Jason_Adam9

ADAM'S CAREER STATISTICS

Year	Team	Level	W	L	ERA	G	GS	CG	SV	SVO	IP	H	R	ER	HR	HB	BB	SO	WP	BK	AVG
2011	Kane County	A	6	9	4.23	21	21	0	0	0	104.1	94	60	49	9	6	25	76	3	1	0.235
2012	Wilmington	A+	7	12	3.53	27	27	0	0	0	158.0	148	73	62	18	13	36	123	3	0	0.251
2013	Northwest Arkansas	AA	8	11	5.19	26	26	0	0	0	144.0	153	98	83	12	15	54	126	8	1	0.277
2014	Northwest Arkansas	AA	4	8	5.03	19	18	0	0	0	98.1	107	62	55	9	5	30	89	5	0	0.279
	Omaha	AAA	1	1	2.35	8	0	0	0	0	15.1	17	4	4	0	3	4	11	1	0	0.288
	New Britain	AA	0	0	5.14	2	1	0	0	0	7.0	10	4	4	0	0	2	3	1	0	0.333
2015																					
2016																					
2017	AZL Padres 2	Rok	1	0	0.00	2	0	0	0	0	2.0	1	0	0	0	0	2	4	0	0	0.143
	AZL Padres	Rok	0	0	5.79	5	0	0	0	0	4.2	5	3	3	0	0	8	3	0	0	0.250
	San Antonio	AA	0	0	0.00	1	0	0	0	0	2.0	1	0	0	0	0	0	2	1	0	0.143
	Northwest Arkansas	AA	0	0	7.11	5	0	0	0	0	6.1	3	5	5	0	1	4	11	2	0	0.136
	Minor League Totals		27	41	4.40	116	93	0	0	0	542.0	539	309	265	48	43	157	453	27	2	0.260

HUMBERTO ARTEAGA INF

BATS: Right **THROWS:** Right **HEIGHT:** 6-0 **WEIGHT:** 194

BORN: January 23, 1994 in Caracas, Venezuela

RESIDES: Carabobo, Venezuela

OPENING DAY AGE: 24

ACQUIRED: Signed as non-drafted free agent, 7/2/2010

MINOR LEAGUE SEASONS: 7



2017 SEASON

- Arteaga played the entire season with the Naturals...appeared in 124 games hitting .258 (117-for-453) with 35 RBIs and 47 runs scored.
- Played 96 games at shortstop, 19 games at second and six games at third base...finished tied for second in the Texas League amongst shortstops with 69 turned double-plays.
- Named Naturals May Player of the Month after hitting .333 (31-for-93) with six doubles, a triple and nine runs batted in...posted a .354 on-base percentage and .419 slugging average.
- Hit .302 (70-for-232) in the first half on his way to being named a Texas-League All-Star.
- Clubbed his lone home run of the season on April 25 v. Springfield off left-hander, **Austin Gomber**...it was his first home run since June 19, 2016 while playing with Wilmington (Advanced-A).
- Batted .263 (5-for-19) with a RBI and three runs scored in five 2017 postseason games.
- This off-season, Arteaga played in 21 games for Navegantes Del Magallanes in Venezuela Winter League, batting .213 with 6 RBI and 6 runs scored.

AWARDS/HONORS

2017	Texas League Mid-Season All-Star	2014	Frank White Award Winner (organization's top defensive player)
2016	Carolina League Mid-Season All-Star	2013	MLB.com Organizational All-Star

CAREER HIGHLIGHTS

- Split 2016 in Wilmington (Advanced-A) and Northwest Arkansas, combining to hit .252 with 14 doubles, four triples, two homers and 54 runs scored between the two levels.
- Hit .290 (9-for-31) in eight postseason games for the Naturals with a pair of doubles, scored three runs and finished 1-for-2 in stolen bases during the playoffs...recorded hits in six of the eight playoff games...joined **Ryan O'Hearn** and **Mauricio Ramos** as the only three players in franchise history to collect four hits in a postseason game (Sept. 8/9, 2016 at Springfield).
- Recorded career-high five hits on June 3 vs. Lynchburg, going 5-for-6 with a triple, a RBI, and scored two runs.
- Named a Carolina League All-Star, but did not play due to promotion to Northwest Arkansas.
- Hit .364 with six doubles, and three triples, in the final 15 games of the season for the Naturals.
- Played in 118 games or more in each of the last four seasons, including a career high 130 in 2013
- Hit .249 over 119 games combined at Lexington (A) and Wilmington (Advanced-A) in during the 2015
- Led Pioneer League (Rookie) in at bats (300) in 2013, while he tied for first in RBI (58) and ranked third hits (84) and fourth in runs scored (56).
- In 2012, led the Appalachian League (Rookie) in sacrifices...also tied for eighth in hits and ninth in runs.
- Rated as the eighth-best prospect in the Arizona League in 2011 by Baseball America...also rated as the organization's best defensive infielder by the publication entering 2011, 2012, and 2013.

MISCELLANEOUS NOTES

- Full name is Humberto Jose Arteaga...resides in Carabobo, Venezuela during the offseason, with his daughter, Victoria Isabelle.
- Signed with the Royals at the age of 16.

ARTEAGA'S CAREER HITTING STATISTICS

Year	Team	Level	AVG	G	AB	R	H	2B	3B	HR	RBI	BB	SO	SB	CS	SF	SAC	HBP	GDP	OBP	SLG
2011	AZL Royals	Rok	.254	47	213	30	54	11	2	0	28	9	39	8	2	0	5	2	3	.290	.324
2012	Burlington	Rok	.274	58	234	40	64	13	3	2	29	9	31	7	3	3	10	6	6	.313	.380
2013	Lexington	A	.188	61	240	17	45	5	2	0	13	6	43	0	4	0	3	2	8	.214	.225
	Idaho Falls	Rok	.280	69	300	56	84	15	5	3	58	26	52	11	7	8	10	2	4	.333	.393
2014	Lexington	A	.198	122	450	33	89	13	2	2	31	17	111	7	6	1	12	3	10	.231	.249
2015	Lexington	A	.259	70	286	37	74	12	2	1	28	15	46	15	8	3	9	2	2	.297	.325
	Wilmington	A+	.235	48	179	21	42	7	0	1	16	7	31	3	3	3	4	3	5	.271	.291
2016	Wilmington	A+	.286	67	266	35	76	8	2	2	24	7	46	14	5	1	10	1	6	.305	.353
	Northwest Arkansas	AA	.208	58	207	19	43	6	2	0	11	6	44	1	2	2	3	0	6	.228	.256
2017	Northwest Arkansas	AA	.258	124	453	47	117	12	3	1	35	25	65	4	4	4	4	4	6	.300	.305
Minor League Totals			.243	724	2828	335	688	102	23	12	273	127	508	70	44	25	70	25	56	.280	.308



SCOTT BLEWETT

**RHP****BATS:** Right**THROWS:** Right**HEIGHT:** 6-6**WEIGHT:** 210**BORN:** April 10, 1996 in Syracuse, New York**RESIDES:** Phoenix, Arizona**OPENING DAY AGE:** 21**ACQUIRED:** Selected in 2nd round of 2014 June Draft from C.W. Baker HS**MINOR LEAGUE SEASONS:** 4

2017 SEASON

- Spent the season with Wilmington (Advanced-A)...made a career-high 27 starts, posting a 7-10 with a 4.07 ERA and a 1.34 WHIP.
- Ranked second in the Carolina League in innings pitched (152.2) and starts, fifth in strikeouts (129) and 10th in WHIP.
- Tossed the first shutout of his career on July 2nd in a win over the Salem Red Sox. In a scoreless 9 innings he allowed just four hits, no walks, and struck out 4... it was just one of the 11 shutouts thrown in the Carolina League in 2017.
- Struck out a career high 12 hitters over 6.0 innings on June 22nd in a no-decision effort against Salem... struck out 10 hitters on June 16 vs. Salem.
- Posted his best month in August...went 2-1 in five starts with a 2.78 ERA (10 ER/32.1 IP) with 23 strikeouts and walked just five hitters with a 1.18 WHIP.

AWARDS/HONORS

2017 MiLB.com Organizational All-Star

CAREER HIGHLIGHTS

- Spent the 2016 season in Lexington (low-A) for his second consecutive season...finished 8-11 with a 4.31 ERA in 25 starts...worked two complete games (May 28 at Hagerstown and June 24 v. Hagerstown), both seven-inning complete games...his May 28 start was a four-hitter.
- Matched his career-high 7.0 innings in three starts during 2016...struck out 10 batters twice (July 12 at Kannapolis and August 24 at West Virginia) -- his career-best.
- Over his final 10 starts, finished 5-3 with a 3.64 ERA, allowing 22 earned runs over 54.1 innings with 60 strikeouts against 17 walks...allowed just three home runs during the stretch...held opposition to .231 average (46-for-199).
- Rated as the No. 6 prospect by *Baseball America* entering the 2017 season.
- Rated as the No. 9 prospect in the Royals system by *Baseball America* entering 2016
- Worked in his first full season of professional baseball in Lexington (low-A) in 2016 following extended Spring Training...posted a 3-5 record in 18 starts with a 5.20 ERA...worked in 81.1 innings fanning 60 batted and walking 24.
- Pitched his first season of professional baseball in Burlington (A) in 2014 after being selected in the 2nd round of the 2014 June Draft.
- Rated as the No. 6 prospect in the Appalachian League by *Baseball America* in 2014.

MISCELLANEOUS NOTES

- Full name is **Scott Thomas Blewett**...resides in Phoenix, Ariz. during the off-season.
- Graduated from C.W. Baker High in Baldwinsville, N.Y., 2014...named New York's Player of the Year in 2013 after leading Baker to the AA State Championship
- Earned Gatorade New York Player of the Year honors, 2014, after going 4-0 with a 0.23 ERA and 50 strikeouts in 30.0 innings...finished 21-0 in his high school career.
- Turned down a scholarship to St. John's by signing with the Royals
- Went to high school with current Las Vegas Golden Knights forward, Alex Tuch.



@SBlewett7

BLEWETT'S CAREER PITCHING STATISTICS

Year Team	Level	W	L	ERA	G	GS	CG	SV	SVO	IP	H	R	ER	HR	HB	BB	SO	WP	BK	AVG
2014 Burlington	Rok	1	2	4.82	8	7	0	0	0	28.0	27	16	15	3	3	15	29	6	0	0.262
2015 Lexington	A	3	5	5.2	18	18	0	0	0	81.1	88	51	47	6	3	24	60	10	0	0.272
2016 Lexington	A	8	11	4.31	25	25	2	0	0	129.1	138	72	62	10	8	51	121	18	1	0.275
2017 Wilmington	A+	7	10	4.07	27	27	1	0	0	152.2	153	76	69	16	7	52	129	13	0	0.262
Minor League Totals		19	28	4.44	78	77	3	0	0	391.1	406	215	193	35	21	142	339	47	1	0.268

JACOB BODNER RHP

BATS: Right **THROWS:** Right **HEIGHT:** 5-10 **WEIGHT:** 185


BORN: January 31, 1991 in Danville, Kentucky

RESIDES: Danville, Kentucky

OPENING DAY AGE: 25

ACQUIRED: Selected in 27th round of 2015 June Draft from Xavier University

MINOR LEAGUE SEASONS: 3



2017 SEASON

- Spent the Season with Wilmington (High-A) compiling a 5-1 record with 3 saves, a 3.29 ERA, 1.23 WHIP and 70 strikeouts across 29 appearances (1 start) and 54.2 innings
- Made his first professional start on Aug. 20 at home v. Myrtle Beach...struck out a career-best eight hitters and walked one...faced 15 total batters in the outing...allowed a run (unearned) on two hits over 4.0 innings of work.
- Did not allow a run in his first four outings, stretching across 7.0 innings...scattered seven hits during that span with six strike outs.
- Made 11 appearances for the Surprise Saguaros in the Arizona Fall League...struck out nine hitters over 10.2 innings with a 4.22 ERA (5 ER/10.2 IP).

CAREER HIGHLIGHTS

- Split 2016 with Lexington (low-A) and Wilmington (Advanced-A)...combined for a 2-2 record in 34 relief appearances with a 5.09 ERA...struck out 59 hitters in 53.0 innings of work
- With Lexington in 2016, appeared in seven games posting a 2-0 record and saving three of his four save opportunities for the Legends...earned a promotion to Wilmington (Advanced-A) in mid-May, making his Carolina League debut on May 16...appeared in 27 games for Wilmington, posting a 0-2 record with a 5.44 ERA over 43.0 innings...struck out 53 and walked 21 batters.
- Split his first season in professional baseball in 2015 at the Rookie level ranks of Burlington and Idaho Falls...posted a 2-0 record in 18 appearances in relief with a 2.08 ERA with 30 strikeouts in 26.0 innings with just eight walks across the two levels.
- Ranked tied for third among Appalachian League pitchers with 14 games finished in his pro debut and held opponents scoreless in 14 of his 16 appearances with Burlington
- Struck out multiple hitters in 10 of his 16 outings for Burlington...made two relief appearances in early September for Idaho Falls.

MISCELLANEOUS NOTES

- Full name is **Jacob Scott Bodner**...currently resides in his hometown of Danville, Kentucky.
- Graduated from Boyle County High School (Kentucky)...named All-Region, All-Area and All-District honoree in both baseball and basketball...named All-State honoree in baseball...East/West All-Star his junior season.
- Pitched three season at Xavier University (Cincinnati)...named Big East All-Academic Team as a junior and senior...missed entire junior year (2014) due to an ACL injury...worked as the Musketeers' closer striking out 24 over 20.2 innings his senior year (2015).
- Became the 67th player drafted out of Xavier in 2015, joining the likes of Hall of Famers, Jim Bunning and Frank Robinson along with former big leaguers Adam Hyzdu and former Major League manager, Jim Tracy.

 @BabyBodner

BODNER'S CAREER PITCHING STATISTICS

Year	Team	Level	W	L	ERA	G	GS	CG	SV	SVO	IP	H	R	ER	HR	HB	BB	SO	WP	BK	AVG
2015	Burlington	Rok	2	0	0.77	16	0	0	5	7	23.1	15	2	2	0	2	3	26	0	0	0.188
	Idaho Falls	Rok	0	0	13.5	2	0	0	0	0	2.2	4	4	4	1	0	5	4	3	0	0.333
2016	Lexington	A	2	0	3.6	7	0	0	3	4	10.0	8	4	4	2	0	5	6	0	1	0.222
	Wilmington	A+	0	2	5.44	27	0	0	2	4	43.0	54	29	26	3	2	21	53	5	1	0.295
2017	Wilmington	A+	5	1	3.29	29	1	0	3	4	54.2	47	25	20	2	2	20	70	4	0	0.237
Minor League Totals			9	3	3.77	81	1	0	13	19	133.2	128	64	56	8	6	54	159	12	2	0.251



JOHN BRONTSEMA

 INF

BATS: Right

THROWS: Right

HEIGHT: 6-2

WEIGHT: 185

BORN: December 13, 1994 in Santa Barbara, California

RESIDES: Santa Barbara, California

OPENING DAY AGE: 23

ACQUIRED: Selected in the 26th round of the 2016 June Draft from Univ. of Cal-Irvine

MINOR LEAGUE SEASONS: 2

2017 SEASON

- Split 2017 between Lexington (A) and Wilmington (Advanced-A)...batted a combined .296/.381/.435 between the two stops.
- Began the season with the Legends in late-May...recorded a career-best four hits on two separate occasions on June 16 v. Hagerstown (4-for-4) and Aug. 2 v. West Virginia (4-for-5)...scored a career-high five runs on June 16.
- Recorded multiple-hit performances in 13 of his 52 games with Lexington.
- Joined Wilmington on Aug. 8 and played the remainder of the season for the Blue Rocks...batted .226 with a home run and two runs batted in 22 games.
- Hit all five of his career home runs during 2017...four with Lexington and one with Wilmington.

AWARDS/HONORS

2016 AZL Royals Postseason All-Star

CAREER HIGHLIGHTS

- Began his professional career with the Surprise Royals of the Arizona League...later promoted to Wilmington (Advanced-A) for the final three games of the season.
- Ranked second in the Arizona League in batting average, third in hits and on-base percentage...named Arizona League Postseason All-Star.
- Tallied seven three-hit performances for the AZL Royals...posted 16 multiple-hit games in 47 total contest for the AZL Royals.
- In three games for Wilmington in 2016, finished 3-for-12 with one run scored.

MISCELLANEOUS NOTES

- Full name is **John Alexander Brontsema**...currently resides in Santa Barbara, California.
- Attended University of Cal-Irvine...went to the College World Series in 2014 as a freshman...hit .289/.364/.389 his junior season (2016) with 35 runs in 47 games...played shortstop for the Anteaters.
- Graduated from Santa Barbara High School in 2013...voted team MVP...named to the All-City Team his senior season...hit .391 with 34 hits, including eight doubles, two triples and two home runs.
- His father, Bob, was the long-time baseball coach at UC-Santa Barbara...he posted more victories than any coach in school history...named a two-time Big West Conference Coach of the year...guided the Gauchos to the NCAA tournament in 1996 and 2001...currently an Assistant Athletic Director at UCSB.

 @jbronts11

BRONTSEMA'S CAREER HITTING STATISTICS

Year	Team	Level	AVG	G	AB	R	H	2B	3B	HR	RBI	BB	SO	SB	CS	SF	SAC	HBP	GIDP	OBP	SLG
2016	AZL Royals	Rok	0.343	47	175	34	60	9	1	0	24	13	30	9	4	3	0	4	2	0.395	0.406
	Wilmington	A	0.250	3	12	1	3	0	0	0	0	0	3	0	0	0	0	0	0.250	0.250	
2017	Lexington	A+	0.323	52	161	31	52	12	1	4	21	17	41	6	2	2	0	10	3	0.416	0.484
	Wilmington	A	0.226	22	62	5	14	2	0	1	2	5	19	0	1	0	1	0	0	0.284	0.306
Minor League Totals			0.315	124	410	71	129	23	2	5	47	35	93	15	7	5	1	14	5	0.384	0.417

D.J. BURT OF

BATS: Right **THROWS:** Right **HEIGHT:** 5-9 **WEIGHT:** 160
BORN: October 13, 1995 in Raleigh, North Carolina
RESIDES: Fuquay-Varina, North Carolina **OPENING DAY AGE:** 22
ACQUIRED: Selected in 4th round of the June 2014 from Fuquay-Varina HS
MINOR LEAGUE SEASONS: 4



2017 SEASON

- Played the entire season with Wilmington (Advanced-A)...hit .227/.347/.307 in 103 games...missed the final month of the season due to a left injury.
- Ranked fifth in the Carolina League in stolen bases (32) and posted a 71.1-percent stolen base average for the season...led the Blue Rocks in the same categories...finished one shy of leading all Royals' farmhands for the 2017 season.
- Posted his best slashline during May hitting .260/.357/.354...collected seven doubles, a triple and drove in 10 runs while walking 14 times and stealing 11 bags in 14 attempts.
- Matched a career-best four hits (4-for-6) on May 4th at Down East...recorded a double, two runs batted in a run scored and a stolen base...marked the sixth time in his career he's collected four hits.

CAREER HIGHLIGHTS

- Played all 2016 with Lexington (A)...stole a career-high 43 bases and finished tied for second in the South Atlantic League in thefts while ranking fourth in runs (74).
- Collected three four-hit games for the Legends during 2016...drove in a career-high five RBIs on two separate occasions: April 19 at Ashville and Aug. 10 v. Ashville...homered in both contests.
- In 2015, played all season with Idaho Falls (Rookie)...hit .290 in 65 games and went 20-for-27 in stolen bases...led the Pioneer League in sacrifice hits (10) and ranked third in runs (56) and walks (40)...reached base in 59 of his 62 games for the Chukars including his final 54 consecutive games...ended the season on an 11-game hit streak.
- Clubbed his first career home run on June 30, 2014 against Greenville for Burlington (Rookie).

MISCELLANEOUS NOTES

- Full name is **Dawon JaMarcus Burt**...currently resides in Fuquay-Varina, North Carolina.
- Graduated from Fuquay-Varina (N.C.) High School where he hit .423 as a senior...committed to Marianna Chipola (Fla.) Junior College before signing with the Royals.
- Named a 2014 Perfect Game Honorable Mention.

 @canesbaseball3

BURT'S CAREER HITTING STATISTICS

Year	Team	Level	AVG	G	AB	R	H	2B	3B	HR	RBI	BB	SO	SB	CS	SF	SAC	HBP	GDP	OBP	SLG
2014	Burlington	Rok	0.215	49	144	17	31	1	0	2	9	15	25	7	3	1	0	3	2	0.301	0.264
2015	Idaho Falls	Rok	0.290	65	248	56	72	6	8	1	28	40	58	20	7	2	10	3	0	0.392	0.391
2016	Lexington	A	0.257	125	474	74	122	16	5	4	59	51	108	43	17	5	5	7	6	0.335	0.338
2017	Wilmington	A+	0.227	103	365	52	83	19	5	0	29	64	101	32	13	4	7	5	9	0.347	0.307
Minor League Totals			0.250	342	1231	199	308	42	18	7	125	170	292	102	40	12	22	18	17	0.347	0.331



GABRIEL CANCEL



INF

BATS: Right

THROWS: Right

HEIGHT: 6-2

WEIGHT: 170

BORN: December 8, 1996 in Manati, Puerto Rico

RESIDES: Arecibo, Puerto Rico

OPENING DAY AGE: 21

ACQUIRED: Selected in 7th round of 2015 June Draft from Belen HS

MINOR LEAGUE SEASONS: 3

2017 SEASON

- Spent the entire season with Lexington (A)...slashed .277/.324/.466 while playing in a career-high 103 games.
- Set career-bests in doubles (30), home runs (14), RBIs (49), stolen bases (9) and walks...finished fifth amongst Royals' farmhands in extra-base hits (46).
- Named Organizational All-Star at second base by MiLB.com.
- Ranked 13th in the South Atlantic League in average, tied for seventh in home runs and tied for eighth in doubles on the 2017 season.
- Clubbed his lone career multi-home run game on April 28 v. Hagerstown and finished 3-for-4 with three runs scored on the game...matched his career-high on three separate occasions with three RBIs...has nine career three-RBI games.
- Tabbed 12 three-hit games for the Legends...he now has 18 three-hit games...three hits in a single-game are career-high for Cancel.
- Posted his best month in July batting .407/.431/.722 with four homers, 11 RBIs, five doubles and 2-for-2 in stolen bases with just 13 strikeouts -- the lowest in single-month during the season.

AWARDS/HONORS

2017 MiLB.com Organizational All-Star

CAREER HIGHLIGHTS

- Spent 2016 with the Burlington (Rookie) Royals...hit .291 with five home runs and 26 runs batted in over 46 games.
- Recorded 14 multiple-hit games for the B-Royals...ranked among the Appalachian League leaders in doubles (tied for second), extra-base hits (24, tied for third) and slugging percentage (.494, fifth).
- Began his professional career with the Surprise (Rookie) Royals of the Arizona League...batted just .209/.279/.351 in 34 games.

MISCELLANEOUS NOTES

- Full name is **Gabriel Octavio Díaz Cancel**...currently resides in Arecibo, Puerto Rico...name pronounced *CANN-sell*.
- Graduated from Padre Anibal Reyes Belen (P.R.) High School in 2015...has played for Cangrejeros de Santurce of the Puerto Rican Winter League in 2016 and 2017...combined to bat .286 in 12 games.

CANCEL'S CAREER HITTING STATISTICS

Year	Team	Level	AVG	G	AB	R	H	2B	3B	HR	RBI	BB	SO	SB	CS	SF	SAC	HBP	GDP	OBP	SLG
2015	AZL Royals	Rok	0.209	34	134	16	28	5	4	2	14	10	44	6	1	0	3	3	1	0.279	0.351
2016	Burlington	Rok	0.291	46	172	28	50	18	1	5	26	15	32	1	2	1	1	0	2	0.346	0.494
2017	Lexington	A	0.277	103	401	70	111	30	2	14	49	23	99	9	8	2	1	6	5	0.324	0.466
Minor League Totals			0.267	183	707	114	189	53	7	21	89	48	175	16	11	3	5	9	8	0.321	0.451

CHRISTIAN CASTILLO LHP

BATS: Left **THROWS:** Left **HEIGHT:** 6-0 **WEIGHT:** 190

BORN: September 24, 1994 in Monterrey, Mexico

RESIDES: Monterrey, Mexico

OPENING DAY AGE: 23

ACQUIRED: Signed as a non-drafted free agent, 12/15/14

MINOR LEAGUE SEASONS: 3



2017 SEASON

- Spent the season with Wilmington (Advanced-A) starting 26 games for the Blue Rocks...posted a 7-12 record with a 4.13 ERA, 1.43 WHIP...struck out a career-best 105 hitters over 141.2 inning.
- Ranked fifth in the Carolina League in innings...ranked second on the club in innings and posted the club's second-highest strikeout total.
- Posted season-best 8.0 innings on two different occasions...worked 8.0 clean frames v. Salem on June 15, scattered three hits and struck out four against one walk...tossed 8.0 innings of shutout baseball at Potomac on July 9, allowed three hits, struck out six batters.
- Recorded his best month during May: 3-1 in six starts with a 1.93 ERA (7ER/32.2IP) with 28 strikeouts against 12 walks.
- Named a Carolina League Mid-Season All-Star...finished 4-3 with a 2.80 ERA in 13 first half starts with 54 strikeouts over 70.2 innings...went 3-9 with a 5.45 ERA over his final 13 starts of 2017.

AWARDS/HONORS

2017	Carolina League Mid-Season All-Star	2016	Appalachian League Postseason All-Star
2016	Burlington Royals Pitcher of the Year		

CAREER HIGHLIGHTS

- Named Burlington Royals Pitcher of the Year in 2016...made 12 starts, amassed a 6-3 record with a 3.13 ERA (25 ER/72.0 IP) with 73 strikeouts.
- Ranked amongst Appalachian League leaders in innings (tied for first), opponents' average (.212, first), strikeouts (second), WHIP (0.99, second) wins (tied for fourth) and ERA (fifth)...also named a Postseason All-Star for his efforts.
- Made his best career start on July 29, 2016 v. Pulaski...9.0 inning, complete-game, one-hit, shutout...posted a career-high 11 strikeouts against just one walk.
- Pitched first professional season with the Dominican Summer League Royals...led the DSL Royals in starts and strikeouts.
- Pitched for los Caneros de Los Mochis of the Mexican Pacific Winter League for two seasons in 2015-16 and 2016-17...logged a combined 5.1 innings over eight relief outings.

MISCELLANEOUS NOTES

- Full name is **Cristian Castillo**...currently resides in Monterrey, Mexico

CASTILLO'S CAREER PITCHING STATISTICS

Year	Team	Level	W	L	ERA	G	GS	CG	SV	SVO	IP	H	R	ER	HR	HB	BB	SO	WP	BK	AVG
2015	DSL Royals	Rok	0	4	2.67	14	14	0	0	0	67.1	52	28	20	4	4	15	58	6	0	0.213
2016	Burlington	Rok	6	3	3.13	12	12	1	0	0	72.0	57	28	25	3	4	14	73	6	0	0.212
2017	Wilmington	A+	7	12	4.13	26	26	0	0	0	141.2	155	79	65	11	7	48	105	11	0	0.277
Minor League Totals			13	19	3.52	52	52	1	0	0	281.0	264	135	110	18	15	77	236	23	0	0.246



ALLAN DE SAN MIGUEL



BATS: Right **THROWS:** Right **HEIGHT:** 5-9 **WEIGHT:** 205
BORN: February 1, 1988 in Perth, Australia
RESIDES: Perth, Australia **OPENING DAY AGE:** 30
ACQUIRED: Signed as a MiLB free agent, 2/13/16
MINOR LEAGUE SEASONS: 12

2017 SEASON

- Appeared in 34 games for the Nationals in 2017...batted .237/.310/.333 with a home run, eight doubles and 10 runs batted in.
- Collected a pair of three-hit games for the Nationals...clubbed his lone home run at Springfield on Aug. 6 in a two-hit game.

CAREER HIGHLIGHTS

- Split 2017 between Omaha Storm Chasers (Triple-A), playing in 10 games, and Nationals, playing in 20 games...missed time due to a left hand injury.
- Matched a career high hits on June 15 against Springfield by going 4-for-4 with a double and one RBI.
- Starred for his homeland, Australia in the World Baseball Classic...in nine at-bats across three games...collected five hits including two doubles and a home run...his lone home run came off Japanese ace, Tomoyuki Sugano.
- Spent seven years in Minnesota's organization (2005-11, 2015), two years with the Baltimore system (2012-13) and 2017 is his second year with the Kansas City Royals.
- MVP of the 2014-2015 Australian Baseball League Championship
- Started the 2014 season playing in the Australian Baseball League for Perth where he hit .260 (40-for-154), including nine doubles, three homers and 31 RBI...finished the season with Southern Maryland (Independent) by hitting .203 with seven doubles, a triple, and 21 RBI.
- In 2013 he caught for the Frederick Keys (Advanced-A, Baltimore)...finished with a .240 average, 10 doubles, 10 homers, and 33 RBI.
- Caught for the Perth Heat of the ABL for six seasons (2010 to 2017)...He is a career .270/.380/.455 hitter with 46 homers in 318 games in the ABL...four-time ABL Champion with the Heat, who won in 2011, 2012, 2014, and 2015...named MVP of the 2015 Championship Series.

MISCELLANEOUS NOTES

- Full name is **Allan Murray de San Miguel**...currently resides in his home of Perth, Australia where he owns and operates a construction company.
- Originally signed as a non-drafted free agents by the Minnesota Twins on August 18, 2004.

DE SAN MIGUEL'S CAREER HITTING STATISTICS

Year	Team	Level	AVG	G	AB	R	H	2B	3B	HR	RBI	BB	SO	SB	CS	SF	SAC	HBP	GDP	OBP	SLG
2005	GCL Twins	Rok	.204	23	54	9	11	3	0	1	11	3	14	1	2	0	1	4	2	.295	.315
	Fort Myers	A+	.242	11	33	3	8	2	0	0	4	4	11	0	0	1	0	1	0	.333	.303
2006	Beloit	A	.208	71	202	20	42	10	0	0	21	17	61	2	0	1	7	12	8	.306	.257
2007	Beloit	A	.190	34	105	10	20	3	0	4	20	9	33	1	3	2	2	1	0	.263	.333
	Fort Myers	A+	.333	1	3	0	1	0	0	0	0	0	1	0	0	0	0	0	0	.333	.333
2008	Fort Myers	A+	.123	24	65	5	8	1	1	1	5	8	21	0	0	2	2	1	2	.224	.215
	Beloit	A	.269	45	130	22	35	9	0	1	25	21	39	1	2	1	4	7	1	.396	.362
2009	Beloit	A	.333	3	9	3	3	1	0	0	2	3	2	0	0	0	0	0	0	.500	.444
	Rochester	AAA	1.000	2	1	0	1	0	0	0	0	0	0	0	0	0	0	0	0	1.000	1.000
	New Britain	AA	.196	22	56	13	11	4	1	0	8	15	20	0	0	1	1	3	2	.387	.304
	Fort Myers	A+	.231	36	91	9	21	2	0	1	10	21	26	0	1	1	3	2	3	.383	.286
2010	Rochester	AAA	.074	22	68	5	5	0	0	1	3	6	28	0	0	0	2	0	1	.149	.118
	New Britain	AA	.217	16	46	7	10	3	0	0	8	10	18	0	0	1	1	1	1	.362	.283
	Fort Myers	A+	.194	49	139	17	27	6	0	5	24	31	53	1	0	2	4	4	6	.352	.345
2011	New Britain	AA	.190	13	42	5	8	2	0	0	2	3	15	0	0	0	1	0	1	.244	.238
2012	Norfolk	AAA	.000	1	3	0	0	0	0	0	0	0	1	0	0	0	0	0	0	.000	.000
	Bowie	A	.225	31	111	13	25	8	1	4	18	15	33	1	0	1	0	0	3	.315	.423
	Frederick	A+	.260	30	104	16	27	7	0	2	17	12	29	3	1	1	0	4	1	.355	.385
2013	Frederick	A+	.240	65	221	31	53	10	0	10	33	34	57	3	1	0	1	10	4	.366	.421
2015	Rochester	AAA	.375	3	8	0	3	1	0	0	5	5	4	0	0	1	0	0	0	.375	.500
2016	Northwest Arkansas	AA	.180	20	61	5	11	1	0	1	5	5	11	0	0	1	1	1	0	.250	.246
	Omaha	AAA	.200	10	30	6	6	3	0	0	2	1	5	0	0	1	0	1	0	.242	.300
2017	Northwest Arkansas	AA	.237	34	114	8	27	8	0	1	10	8	26	0	1	0	0	4	3	.310	.333
Minor League Totals			.214	566	1696	207	363	84	3	32	228	226	508	13	12	16	30	57	39	.324	.324

CHRIS DEVITO

BATS: Left **THROWS:** Right **HEIGHT:** 6-2 **WEIGHT:** 220

BORN: December 1, 1994 in Northridge, California

RESIDES: Northridge, California

OPENING DAY AGE: 23

ACQUIRED: Selected in 8th round of 2016 June Draft from Univ. of New Mexico

MINOR LEAGUE SEASONS: 2



2017 SEASON

- Split his first full season of professional baseball between Lexington (A) and Wilmington (Advanced-A).. hit a combined .266/.308/.459 with 21 home runs, 91 RBIs, 31 doubles, two triples over 133 games.
- Ranked second among Royals' farmhands in RBIs and home runs.
- Opened with the Legends and terrorized the league with a .347 average and a .702 slugging percentage through his first 30 games...clubbed 11 home runs, drove in 38 and tagged 10 doubles in just 30 games.
- Collected at least one hit in 24 of his 30 games with Lexington including 15 multiple-hit games.
- Drove in a career-best six RBIs on April 28 v. Hagerstown with a 3-for-5 performance...tabbed his lone career multiple-home run game against Hagerstown on the same day.
- Named South Atlantic League Player of the Week (April 23) and Carolina League Player of the Week (June 4) during 2017.
- Posted his career-high four hits on three occasions with the latest coming in a 4-for-4 performance where he achieved the cycle on Aug. 22 v. Winston-Salem (first of career)...became first Blue Rock since **Dee Brown** accomplished the feat in 1999.
- Posted 24 multiple-hit games for the Blue Rocks in 103 games.
- Clobbered right-handed Carolina League Pitching batting .304/.354/.486 with eight home runs...hit just .129 with two home runs against left-handed pitching.

CAREER HIGHLIGHTS

- Spent first professional season with the Burlington (Rookie) Royals following his draft selection...hit .261/.346/.445 with nine home runs and 50 RBIs over 60 games.
- Led the B-Royals in home runs and finished second in the Appalachian League in RBIs.

MISCELLANEOUS NOTES

- Full name is **Christopher DeVito**...currently resides in Northridge, California
- Attended the Univ. of New Mexico from 2014 to 2016...slashed .375/.444/.685 with 16 home runs and 65 RBIs while scoring 49 runs...earned First Team Mountain West Conference his junior season (2016)...played catcher for the Lobos.
- Played high school ball at Chatsworth (Calif.) High School, the same school as currently Royals' third baseman and former Natural, **Mike Moustakas** and former Naturals' hitting coach, **Andre David**...also the alma mater of former All-Star, **Dwight Evans**.

 @TheGirthQuake34

DEVITO'S CAREER STATISTICS

Year	Team	Level	AVG	G	AB	R	H	2B	3B	HR	RBI	BB	SO	SB	CS	SF	SAC	HBP	GDP	OBP	SLG
2016	Burlington	Rok	0.261	60	218	34	57	13	0	9	50	0	45	2	0	5	0	0	7	0.346	0.445
2017	Lexington	A	0.347	30	121	25	42	10	0	11	38	0	32	0	1	3	0	1	3	0.374	0.702
	Wilmington	A+	0.240	103	387	38	93	21	2	10	53	2	91	0	0	1	0	3	11	0.287	0.382
Minor League Totals			0.264	193	726	97	192	44	2	30	141	2	168	2	1	9	0	4	21	0.320	0.455



DONNIE DEWEES



BATS: Left **THROWS:** Left **HEIGHT:** 5-11 **WEIGHT:** 180
BORN: September 29, 1993 in Inverness, Florida
RESIDES: Crystal River, Florida **OPENING DAY AGE:** 24
ACQUIRED: Acquired from Chicago (NL) in exchange for Alec Mills, 2/8/17
MINOR LEAGUE SEASONS: 3

2017 SEASON

- Dewees spent the entire season in Northwest Arkansas...played in 126 games with 107 games in center and 14 games in left.
- Led the Naturals with 67 runs scored...tallied six triples to lead the Naturals as well, with five coming against the Tulsa Drillers.
- Ranked eighth amongst league leaders in games played, tied for third in triples and sixth in stolen bases.
- Became the seventh player in franchise history to garner Texas League Player of the Week twice in the same season doing so on June 11 and July 2...he's the first since **Balbino Fuenmayor** earned the honor twice in 2015.
- Named Naturals June Player of the Month...slashed .354/.368/.626 with four home runs, 21 RBIs, seven doubles, four triples and went 7-for-8 in stolen bases.
- Recorded the first inside-the-park home run in franchise history on July 27 v. Springfield.
- Produced a .467 (7-for-11) batting average with the bases loaded...belted first career grand slam on June 1 at Frisco.

AWARDS/HONORS

2017	MiLB.com Organizational All-Star	2016	MiLB.com Organizational All-Star (Chicago, N.L.)
2017	Naturals Player of the Year	2016	Midwest League Mid-Season All-Star

CAREER HIGHLIGHTS

- Acquired from the Chicago Cubs on February 8, 2017 for RHP Alec Mills.
- Entered the 2016 season rated as the No. 13 prospect by MLB Pipeline in the Royals system.
- Split time the Cubs minor league organization where he played for South Bend (A) and Myrtle Beach (Advanced-A)
- Ended the 2016 season with a .284 average, 25 doubles, 14 triples, 5 home runs, 73 RBI, and 31 stolen bases across two levels within the Cubs organization.
- Led the Midwest League in triples (12), four more than anyone else despite being transferred to Myrtle Beach on July 26.
- In 2015, ranked 1st in at-bats (282) and 3rd in hits (75) in the Northwest League (Rookie)...led Eugene games (66) runs (42), hits, total bases (106) and stolen bases (19)...stole a career-high 3 bases on August 21...posted multi-hit games in 21 of his 66 games for the Emeralds.
- Selected in the 2nd round of the 2015 First-Year Player Draft by the Chicago (N.L.).

MISCELLANEOUS NOTES

- Full name is **Donald William Dewees**...resides in Crystal River, Florida.
- Graduated from Crystal River High School...at the University of North Florida, as a freshman, he batted .347 and was named a Freshman All-American by Louisville Slugger...his sophomore year he batted .319 and was honored with being named on the Atlantic Sun Conference Academic Honor Role and Perfect Game's Atlantic Conference Preseason Player of the Year.
- In 2015, finished his junior season batting .422 with 12 doubles, 18 homers, and 68 RBI, as well as adding 23 stolen bases to his resume.
- Golden Spike Award semifinalist with University of North Florida where he was also the Atlantic Sun Conference Player of the Year his junior year, and a First-Team All American by Perfect Game, D1Baseball.com, Baseball America, NCBWA, and Louisville Slugger.
- Originally selected by the Chicago Cubs as the 47th overall pick of the 2015 June Draft.

 @DonnieDewees

DEWEES'S CAREER STATISTICS

Year	Team	Level	AVG	G	AB	R	H	2B	3B	HR	RBI	BB	SO	SB	CS	SF	SAC	HBP	GDP	OBP	SLG
2015	Eugene	SS	0.266	66	282	42	75	14	1	5	30	14	54	19	7	2	2	3	2	0.306	0.376
2016	South Bend	A	0.282	94	365	65	103	15	12	3	54	29	51	17	5	5	7	4	5	0.337	0.414
	Myrtle Beach	A+	0.289	35	149	25	43	10	2	2	19	10	36	14	0	3	2	3	1	0.339	0.423
2017	Northwest Arkansas	AA	0.272	126	464	67	126	24	6	9	52	46	81	20	8	5	4	5	6	0.340	0.407
Minor League Totals			0.275	321	1260	199	347	63	21	19	155	99	222	70	20	15	15	15	14	0.332	0.404

CARLOS DIAZ

BATS: Right **THROWS:** Right **HEIGHT:** 5-8 **WEIGHT:** 165

BORN: November 15, 1992 in La Victoria, Venezuela

RESIDES: Carabobo, Venezuela

OPENING DAY AGE: 25

ACQUIRED: Signed as a non-drafted free agent, 9/18/12

MINOR LEAGUE SEASONS: 5



2017 SEASON

- Played across three levels during 2017...hit a combined .199/.234/.228 with four doubles, seven runs batted in and went 1-for-4 in stolen bases over 55 total games.
- Spent the most time with the Naturals appearing in 38 games and hit .215.
- Appeared in 12 games for Margarita of the Venezuelan Winter League hitting .208/.240/.292 with four RBIs, two doubles and one walk.

CAREER HIGHLIGHTS

- Carlos split his entire 2016 season between the Royals' top three tiers of the minor league system...opened the year in extended spring training before joining Omaha (Triple-A) for a brief stint...went on to join the Naturals on June 1 before joining Wilmington towards the end of June.
- Appeared in 17 games for Northwest Arkansas batting .279 (12-for-43) with a double and a run batted in...went 3-for-4 in his debut on June 1 against San Antonio at Arvest Ballpark with a run scored and stolen base.
- In Omaha, batted just .133 (2-for-14) with a run scored in six games, appearing primarily as a middle infielder for the Storm Chasers.
- Played in 50 games for Wilmington batting .241 against Carolina League pitching with nine runs batted in and seven doubles...reached base at a .262 clip while slugging .285 for the Blue Rocks.
- Posted seven multi-hit games for Wilmington and three for the Naturals...had a pair of three-hit games.
- Played briefly for los Bravos de Margarita of the Venezuelan Winter League this previous off-season, going 0-for-6 in four games.
- Spent the 2015 season as his first state-side spending time with both the AZL Royals (Rookie) and Idaho Falls (Rookie)...hit .301 (44-for-146) for the AZL Royals with 15 RBI and scoring 30 runs...earned a late-season promotion to Idaho Falls where he appeared in three games going 2-for-11.
- In 2014, played for the Dominican Summer League Royals (Rookie)...batted .279 in 68 games with four triples, nine doubles and stole 21 bases...ranked tied-for-eighth among DSL players in games played.
- Began his professional career in the Dominican Summer League batting .266 in 65 games with 18 RBI and 10 doubles with one triple.
- Has no career home runs...owns a minor league career .268 batting average...has appeared in 252 career minor league games and collected 226 hits.
- Has played 61 career games at second base, 93 games at shortstop and 19 at third base.

MISCELLANEOUS NOTES

- Full name is **Carlos Eduardo (Da Silva) Diaz**...resides in Carabobo, Venezuela which has produced the likes of Royals catcher, **Salvador Perez**, Chicago Cubs catcher, **Willson Contreras** and San Francisco Giants' infielder, **Pablo Sandavol**.
- Signed as a non-drafted free agent at the age of 19 on September 18, 1992.

DIAZ'S CAREER STATISTICS

Year	Team	Level	AVG	G	AB	R	H	2B	3B	HR	RBI	BB	SO	SB	CS	SF	SAC	HBP	GDP	OBP	SLG
2013	DSL Royals	Rok	0.266	65	229	40	61	10	1	0	18	20	23	18	10	4	4	8	6	0.341	0.319
2014	DSL Royals	Rok	0.279	68	240	32	67	9	4	0	23	13	19	21	10	1	4	4	3	0.326	0.350
2015	AZL Royals	Rok	0.301	39	146	30	44	3	0	0	15	4	13	8	2	2	5	3	4	0.329	0.322
	Idaho Falls	Rok	0.182	3	11	1	2	0	0	0	1	0	2	0	0	0	0	0	0	0.182	0.182
2016	Omaha	AAA	0.133	6	15	1	2	0	0	0	0	0	1	0	1	0	0	0	0	0.133	0.133
	Northwest Arkansas	AA	0.279	17	43	4	12	1	0	0	1	4	6	1	1	0	1	0	2	0.340	0.302
	Wilmington	A+	0.241	50	158	10	38	7	0	0	9	4	29	3	7	1	8	1	4	0.262	0.285
2017	Wilmington	A+	0.091	13	22	0	2	0	0	0	1	2	4	0	1	1	3	1	0	0.192	0.091
	Northwest Arkansas	AA	0.215	38	107	8	23	4	0	0	5	3	29	1	1	0	3	1	3	0.243	0.252
	Omaha	AAA	0.286	4	7	0	2	0	0	0	1	0	0	0	1	1	0	0	0	0.250	0.286
Minor League Totals			0.259	303	978	126	253	34	5	0	74	50	126	52	34	10	28	18	22	0.304	0.304



NICK DINI

**BATS:** Right**THROWS:** Right**HEIGHT:** 5-9**WEIGHT:** 185**BORN:** July 27, 1993 in Monroe, New Jersey**RESIDES:** Township, New Jersey**OPENING DAY AGE:** 24**ACQUIRED:** Selected in the 14th round of June 2015 draft from Wagner College**MINOR LEAGUE SEASONS:** 3

2017 SEASON

- Dini split the year between Lexington (A) and the Nationals...hit .302 (93-for-308) while posting career-highs in doubles (19), RBIs (36), stolen bases (10), walks (22) and games played (88)...matched 2016 high with four home runs.
- Joined the Nationals on May 30...hit .310 (67-for-308) with two home runs, 25 RBIs, eight stolen bases, and nine doubles...posted a .381 on-base average, good for tops on the Nationals.
- Named Nationals Player of the Month for July...slashed .346/.398/.432 with a home run, nine RBIs, four doubles, eight runs scored and stole four bases in 18 games.
- Drove in the game-winning run in the bottom of the ninth in the Nationals June 30 win over Corpus Christi with a sacrifice fly...delivered a pinch-hit two-run single on July 23 in NWA's 8-7 win over Tulsa.
- Threw out 30.8 % (20-for-65), which tied for third-best in the Texas League.
- Opened the season in Lexington...batted .283 (26-for-92) with two home runs and 11 RBIs in 24 games with the Legends.
- Played 12 games in the Arizona Fall League for the Surprise Saguaros hitting .211 (8-for-38) with 6 RBIs.
- Enters the 2018 season ranked 2nd amongst Nationals catchers in all-time steals with eight.

AWARDS/HONORS

2017 MilB.com Organizational All-Star

CAREER HIGHLIGHTS

- Split the 2016 season across four levels in the Royals organization with AZL Royals (Rookie), Idaho Falls (Rookie), Lexington and Wilmington (Advanced-A)...slashed a combined .319/.365/.362 with three doubles, nine RBIs and three stolen bases in 20 games...missed six weeks of the season due to an injury.
- In 2015, Dini hit .316 (49-for-155) with Idaho Falls in the Pioneer League with four home runs, 29 RBIs, 11 doubles in 42 games.
- Began his career with an 11-game hit-streak in Idaho Falls where he hit .366 (15-for-41) wit a homer, eight runs batted in and three doubles...posted a .435 on-base average over the stretch.
- Owns a career caught-stealing percentage of 35% (34-for-97).

MISCELLANEOUS NOTES

- Full name is **Nicholas Carl Dini**...resides in Township, N.J. in the off-season
- Attended Wagner (N.Y.) College...named team MVP as a sophomore (2013), while playing catcher and third base...hit .400 as a senior (2015) to earn All-Northeast Conference Player of the Year honors...was All-NEC first team selection two consecutive seasons.
- Finished his career at Wagner as the all-time leader in career hits (245), games played (215) and games started (215).
- Was teammates with Seattle Mariners prospect **Ian Miller** and Los Angeles Dodgers prospect, **Nolan Long** while at Wagner College.

@NickDini11

DINI'S CAREER STATISTICS

Year	Team	Level	AVG	G	AB	R	H	2B	3B	HR	RBI	BB	SO	SB	CS	SF	SAC	HBP	GIDP	OBP	SLG
2015	Idaho Falls	Rok	0.316	42	155	31	49	11	0	4	29	16	17	2	0	2	2	5	0.383	0.465	
2016	Wilmington	A+	0.208	7	24	2	5	1	0	0	1	0	3	0	0	0	1	1	0.240	0.250	
	Lexington	A	0.333	2	3	1	1	0	0	0	0	0	2	0	0	0	1	1	0.500	0.333	
	AZL Royals	Rok	0.400	2	5	0	2	0	0	0	1	0	0	2	0	0	0	1	1	0.500	0.400
	Idaho Falls	Rok	0.378	9	37	7	14	2	0	0	7	2	3	1	1	0	0	0	1	0.410	0.432
2017	Lexington	A	0.283	24	92	19	26	10	0	2	11	5	8	2	0	1	0	1	1	0.323	0.457
	Northwest Arkansas	AA	0.310	64	216	22	67	9	0	2	25	17	26	8	2	2	1	9	9	0.381	0.380
Minor League Totals			0.308	150	532	82	164	33	0	8	74	40	59	15	3	5	3	15	18	0.370	0.415

BRANDON DOWNES OF

BATS: Right **THROWS:** Right **HEIGHT:** 6-3 **WEIGHT:** 195

BORN: September 29, 1992 in Plainfield, New Jersey

RESIDES: South Plainfield, New Jersey **OPENING DAY AGE:** 25

ACQUIRED: Selected in the 7th round of June 2014 draft from Univ. of Virginia

MINOR LEAGUE SEASONS: 4



2017 SEASON

- Played the entire season with Wilmington (Advanced-A)...hit .245/.334/.471 in just 72 games...missed 10 weeks due to left hand and quad injuries.
- Named Carolina League Player of the Week on July 2...batted .455 (20-for-22)/.538/1.000 with three home runs, five RBIs, three doubles, four walks and five runs scored.
- Hit 13 home runs in just 261 at-bats (20.08 AB/HR), the second-best rate among Royals' Minor leaguers, trailing only **Jorge Soler**.
- Recorded second career multi-home run game of his career with a 3-for-4 effort on July 2 v. Salem and drove in two runs.
- Hit .333 (28-for-84) with five home runs, four doubles and a pair of triples...hit just .203 (35-for-177) against left-handed pitching.

CAREER HIGHLIGHTS

- Spent most of 2016 with Wilmington (Advanced-A)...appeared in 5 games in Omaha (Triple-A)...finished 4-for-13 (.308) with 2 doubles...joined the Nationals as an emergency player during the 2016 postseason...did not appear on active roster.
- Batted a combined .232/.303/.391 slash across two levels with 12 home runs...drove in a career-high 66 runs and 36 doubles...
- Ranked 5th in the Carolina League in doubles (34) and tied for 2nd in strikeouts (170)...2nd among Royals farmhands in doubles
- Hit .375 (6-for-16) with a pair of doubles, and two grand slams with 23 RBI with the bases loaded.
- Posted his best month in May batting .276 with a .388 slugging, two home runs, 15 runs batted in with five doubles...raked 11 doubles in August while driving in 21.
- Hit a grand slam on his parents' 32nd wedding anniversary on May 20, 2016 for Wilmington.
- In 2015, ranked as the no. 14 prospect in the Royals' organization by *Baseball America*.
- Ranked 2nd on the team in doubles (29), home runs (14) and RBI (59) while playing in Lexington (Low-A) during the 2015 season...finished a home run short of the cycle on May 16, 2015 finishing 5-for-5 in his only career five-hit game.
- Recorded his only career multi-home run game on May 2, 2015 at Asheville (Colorado), finishing the day going 2-for-4 with 2, two-run homers and four RBI.
- Began his professional career in 2014 with Idaho Falls (Rookie)...finished the season batting .308 with 13 doubles, 4 triples, 3 home runs, 23 RBI, and 6 stolen bases.
- Ranked among the top 10 players in the country at Virginia University in triples and runs.

MISCELLANEOUS NOTES

- Full name is **Brandon Kyle Downes**...currently resides in South Plainfield, New Jersey.
- In high school, finished one shy of the New Jersey singles season home run count with 15 in his junior year...Graduated from South Plainfield High School where he was a catcher...Turned down 43rd round selection from Boston to go to University of Virginia.
- In his sophomore year with the Cavaliers, Downes hit .316 with 10 home runs, 59 RBI and ranked among the top ten players in the country in triples and runs...batted .357 (5-for-14) with 2 doubles in the 2014 College World Series Finals...named CWS and Charlottesville Regional All-Tournament Team.
- Sister, Kelly, played softball at Drexel University.

 @BDownes10

DOWNES'S CAREER STATISTICS

Year	Team	Level	AVG	G	AB	R	H	2B	3B	HR	RBI	BB	SO	SB	CS	SF	SAC	HBP	GIDP	OBP	SLG
2014	Idaho Falls	Rok	0.308	41	169	31	52	13	4	3	23	10	41	6	4	3	1	5	3	0.358	0.485
2015	Lexington	A	0.251	106	391	52	98	29	3	14	59	31	115	19	7	4	5	6	4	0.313	0.448
	Wilmington	A+	0.000	1	1	0	0	0	0	0	0	0	1	0	0	0	0	0	0	0.000	0.000
2016	Wilmington	A+	0.230	130	478	56	110	34	3	12	66	41	170	19	6	7	1	11	6	0.302	0.389
	Omaha	AAA	0.308	5	13	3	4	2	0	0	0	1	5	0	0	0	0	0	0	0.357	0.462
2017	Wilmington	A+	0.245	72	261	37	64	12	4	13	35	30	70	2	3	2	1	6	4	0.334	0.471
Minor League Totals			0.250	355	1313	179	328	90	14	42	183	113	402	46	20	16	8	28	17	0.319	0.436



DANIEL DUARTE



RHP

BATS: Right

THROWS: Right

HEIGHT: 6-0

WEIGHT: 170

BORN: December 4, 1996 in Huatabampo, Mexico

RESIDES: Huatabampo, Sonora, Mexico

OPENING DAY AGE: 21

ACQUIRED: Drafted during MiLB portion of 2017 Rule 5 (Quintana Roo, MXL)

MINOR LEAGUE SEASONS: 2

2017 SEASON

- Pitched in the Mexican League this past season for los Tigres de Quintana Roo...received by the Tigres on loan on April 18.
- Made 37 relief appearances for los Tigres...finished 6-1 with a 1.96 ERA (8 ER/36.2 IP) with 32 strikeouts against 10 walks...posted a 1.12 WHIP.
- Tabbed three saves on the season...notched his first on May 10th against Olmecas de Tabasco working 0.2 innings of one-hit, scoreless relief.
- Worked in two of the seven shutouts for Quintana Roo during the season.
- Acquired by the Royals in the minor league portion of the 2017 Rule 5 Draft.
- Pitched for los Yaquis de Obregon of the Mexican Pacific Winter League in 2016-17...appeared in 22 games, all in relief...finished 2-0 with a 4.82 ERA with 24 strikeouts over 28.0 innings.

CAREER HIGHLIGHTS

- Spent the 2016 season with the Dominican Summer League Rangers (1) and worked in 12 games making 11 starts...logged a 6-3 record with a 3.05 ERA (20 ER/59.0 IP) with 44 strikeouts against 13 walks.
- Struck out a career-best seven batters over a career-high 7.2 innings in a start against the DSL Yankees on August 10, 2016...allowed four runs on six hits and did not walk a batter in the start.
- Posted his best start on July 14, 2016 against the DSL Indians...pitched a 7.0 inning, complete-game shutout, scattering eight hits and striking out by four.
- Made his professional debut on June 21, 2015 with the Arizona League Rangers...worked in four games, making two starts...posted a 0-1 record with a 5.68 ERA (4 ER/6.1 IP).
- Originally signed as a non-drafted free agent by the Texas Rangers on July 2, 2013.


MISCELLANEOUS NOTES

- Full name is **Daniel Francisco Duarte**...currently resides in Huatabampo, Mexico during the off-season.

DUARTE'S CAREER PITCHING STATISTICS

Year	Team	Level	W	L	ERA	G	GS	CG	SV	SVO	IP	H	R	ER	HR	HB	BB	SO	WP	BK	AVG
2015	AZL Rangers	Rok	0	1	5.68	4	2	0	0	0	6.1	6	4	4	0	0	2	3	2	1	0.250
2016	DSL Rangers1	Rok	6	3	3.05	12	11	1	0	0	59.0	66	24	20	2	3	13	44	9	0	0.282
2017	Quintana Roo	MXL	6	1	1.96	37	0	0	0	3	36.2	31	11	8	2	1	10	32	1	0	0.235
Mexican League Totals			6	1	1.96	37	0	0	0	3	36.2	31	11	8	2	1	10	32	1	0	0.235
Minor League Totals			6	4	3.31	16	13	1	0	0	65.1	72	28	24	2	3	15	47	11	1	0.279

SAMIR DUEÑEZ INF



BATS: Left **THROWS:** Right **HEIGHT:** 6-1 **WEIGHT:** 230

BORN: June 11, 1996 in Catia La Mar, Venezuela

RESIDES: Catia La Mar, Venezuela **OPENING DAY AGE:** 21

ACQUIRED: Signed as a non-drafted free agent, 7/7/2012

MINOR LEAGUE SEASONS: 5

2017 SEASON

- Played all 2017 with the Nationals...appeared in 132 games, including 104 games at first base posting a .988 fielding percentage...clubbed a career-best 17 home runs (14 v. right-handed pitching).
- Led the Nationals in home runs and RBIs (75)...ranked second on the club with a .402 slugging percentage (minimum 250 at-bats).
- Ranked third in the league in games played, second in at-bats and third in RBIs.
- Named a Texas League Mid-Season All-Star and started at first base for the North Division.
- Recorded his second career multi-home run game on Aug. 5th vs Springfield...hit the go-ahead home run in the Nationals 2-1 win over Tulsa on June 25 at ONEOK Field off top Dodgers' pitching prospect, **Walker Buehler**.
- Posted a career-best five RBI game on April 23 v. Tulsa.
- Added to the Royals 40-man roster on Nov. 18, 2016...entered the season rated as the No. 19 prospect by *Baseball America* in Kansas City's organization.
- Enters the 2018 season rated as the No. 13 prospect by *Baseball America* in the Royals' system.

AWARDS/HONORS

2017	Texas League Midseason All-Star	2013	Surprise (AZL) Player of the Year
2016	Wilmington Player of the Year	2013	Arizona League postseason All-Star

CAREER HIGHLIGHTS

- Posted a career-year in 2016 yielding a slash line of .284/.336/.438 (151-for-532) with career highs in home runs (13) and RBI (100) between Lexington (A), Wilmington (Advanced-A), and the Nationals.
- Joined NWA on August 23 from Wilmington...became the youngest player on the Nationals' roster (age 20)...started out 6-for-16 with three doubles, five RBIs and three runs scored in his first four games.
- Named Wilmington Player of the Year after hitting .300/.363/.479 (64-for-213) in 56 games with the Blue Rocks.
- Led Royals minor league players with 100 RBI, 14 more than the former Natural, Jorge Bonifacio, who finished 2nd amongst Royals' farmhands.
- Recorded 26 stolen bases in 30 attempts (86.7%), setting a career high for steals.
- Rated as the No. 19 prospect in the Royals organization by *Baseball America*.
- Spent the entire 2015 season with Lexington (A)...posted a .266 batting average (96-for-277), 13 doubles, 4 triples, a home run and 37 RBI, as well as 11 stolen bases.
- Made starts at first base, left field and designated hitter while with Lexington in 2015.
- Recorded a career-high five hits on August 3, 2015 vs. Augusta, going 5-for-6 with a double one RBI.
- Split time with Idaho Falls (Rookie) and Lexington (A) in the 2014 season...was transferred to Lexington on April 1...finished the rest of the season by hitting .232 (33-for-142) with 9 doubles, 2 triples and 9 RBI.
- Rated the No. 17 prospect in the Pioneer League by *Baseball America* in 2014.
- In 2013, earned Surprise Player of the Year honors...also named Arizona League postseason All-Star.

MISCELLANEOUS NOTES

- Full name is **Samir Yarin Dueñez**...resides in Catia La Mar, Venezuela...last name pronounced *dwen-yez*
- Signed with the Royals at the age of 16 for \$425,000 as a third baseman.

DUEÑEZ'S CAREER STATISTICS

Year	Team	Level	AVG	G	AB	R	H	2B	3B	HR	RBI	BB	SO	SB	CS	SF	SAC	HBP	GDP	OBP	SLG
2013	AZL Royals	Rok	.294	47	187	26	55	12	2	0	19	12	27	6	4	0	0	0	4	.337	.380
2014	Lexington	A	.232	41	142	12	33	9	2	0	9	7	19	2	1	0	0	0	1	.268	.324
	Idaho Falls	Rok	.304	39	135	16	41	7	1	1	27	10	20	4	2	2	2	0	2	.347	.393
2015	Lexington	A	.266	101	361	47	96	13	4	1	37	24	33	11	5	2	7	2	6	.314	.332
2016	Lexington	A	.272	68	265	30	72	15	3	6	49	15	40	14	2	3	0	2	4	.312	.419
	Wilmington	A+	.300	56	213	30	64	13	2	7	42	19	34	10	2	0	1	2	1	.363	.479
	Northwest Arkansas	AA	.278	14	54	4	15	5	0	0	9	5	12	2	0	0	0	0	3	.339	.370
2017	Northwest Arkansas	AA	.252	132	523	65	132	23	2	17	75	37	116	10	3	3	0	3	18	.304	.402
	Minor League Totals		.270	498	1880	230	508	97	16	32	267	129	301	59	19	10	10	9	39	.319	.390



ALFREDO ESCALERA OF

BATS: Right **THROWS:** Right **HEIGHT:** 6-1 **WEIGHT:** 185

BORN: February 17, 1995 in San Juan, Puerto Rico

RESIDES: Carolina, Puerto Rico

OPENING DAY AGE: 23

ACQUIRED: Selected in the 8th round of June 2012 draft from Pendleton School

MINOR LEAGUE SEASONS: 6

2017 SEASON

- Escalera spent the entire season with the Nationals, appearing in 118 games...played 75 games in leftfield, seven in centerfield and 26 in rightfield...tallied eight outfield assists, tied for tops on the club.
- Recorded his third career multi-home run game on June 11 v. Arkansas including his first career grand slam...drove in a career-best five RBIs...finished 7-for-14 with the bases loaded with 16 RBIs
- Finished second on the team in RBIs and fourth on the club in home runs.
- Ranked 3rd on the Nationals with 14 stolen bases in 18 attempts.

AWARDS/HONORS

2015 South Atlantic League All-Star

CAREER HIGHLIGHTS

- Split 2016 between Wilmington (Advanced-A) and NWA slashing .272/.320/.357 across two levels with five home runs and 53 RBI with 24 doubles and a triple.
- Joined the Nationals on July 13 and posted 56 hits, fourth-most in the Texas League from the time of his promotion with 14 doubles, good for third most in the circuit.
- Had four three-hit games for the Nationals and posted two doubles in a pair of games in August.
- Was key in the Nationals playoff run becoming one of five players in franchise history to record four hits in a postseason game, doing so in the Game 3 win over Midland in the Texas League Championship.
- Played in 20 games for the Surprise Saguaos of the Arizona Fall League...batted .179 (14-for-78) with one double and six runs scored.
- Entered the 2016 season rated as the No. 25 prospect in Kansas City's system by *Baseball America*.
- Split the 2015 season between Lexington (A) and Wilmington (Advanced-A)...promoted on June 22.
- Batted .313 in 63 games for the Legends with 13 doubles, three triples and eight home runs...earned a Midseason All-Star nod for the South Atlantic League All-Star game but did not play due to promotion.
- Recorded his second multi-home run game on April 20 v. Greenville finishing 2-for-5 with three RBI...went 5-for-5 on May 29 v. Greenville with a homer, a RBI, two runs scored and a pair of stolen bases.
- By the time of his departure, had a 16-game road hitting streak in tact which ended as tied for third longest away hitting streak in the South Atlantic League.
- Played his first full-season of professional baseball in Lexington in 2014.
- Blasted his first multi-home run game on July 1 v. Greensboro going 4-for-6 with three runs scored, a double and four RBI...the four runs driven in are also a career-best.
- Played 48 games for the Burlington (R) Royals in 2013 batting .277...tied for sixth in the league in doubles.
- Spent the 2012 season, his first in professional baseball, in the Arizona League (Rookie)

MISCELLANEOUS NOTES

- Full name is **Alfredo Luis Escalera-Maldonado**...resides in Carolina, Puerto Rico
- Graduated from The Pendleton School in Bradenton, Fla., 2012...named honorable mention Preseason All-American by Rawlings and Perfect Game, 2012...youngest drafted player (17 yo) since 1965 out of the IMG
- His uncle, Nino, played for the Cincinnati Reds in 1954 and later scouted for the Giants...cousin, Ruben, played in the Milwaukee and Cincinnati organizations and later served as an instructor in the Oakland system.



@escaleraalfredo

ESCALERA'S CAREER STATISTICS

Year	Team	Level	AVG	G	AB	R	H	2B	3B	HR	RBI	BB	SO	SB	CS	SF	SAC	HBP	GDP	OBP	SLG
2012	AZL Royals	Rok	0.303	30	119	26	36	3	2	0	11	5	29	2	1	1	0	3	2	0.344	0.361
2013	Burlington	Rok	0.277	48	184	23	51	14	1	1	13	14	42	3	2	1	3	2	3	0.333	0.380
2014	Lexington	A	0.221	104	438	62	97	17	4	9	38	18	111	11	3	2	7	10	7	0.267	0.340
2015	Lexington	A	0.313	64	262	40	82	13	3	8	33	10	58	12	2	3	1	9	6	0.356	0.477
2015	Wilmington	A+	0.206	57	199	18	41	7	2	2	14	17	61	7	3	0	1	5	4	0.285	0.291
2016	Wilmington	A+	0.269	73	283	37	76	10	1	3	30	21	75	5	3	0	0	7	3	0.334	0.343
2016	Northwest Arkansas	AA	0.277	50	202	25	56	14	0	2	23	6	51	5	1	4	3	2	2	0.299	0.376
2017	Northwest Arkansas	AA	0.261	118	456	50	119	17	2	7	54	19	113	14	4	2	2	11	6	0.305	0.353
Minor League Totals			0.260	544	2143	281	558	95	15	32	216	110	540	59	19	13	17	49	33	0.310	0.364

NATHAN ESPOSITO



BATS: Right

THROWS: Right

HEIGHT: 5-11

WEIGHT: 195

BORN: June 25, 1993 in Scramento, California

RESIDES: Granite Bay, California

OPENING DAY AGE: 23

ACQUIRED: Selected in the 33rd round of 2015 June Draft from Concordia Univ.

MINOR LEAGUE SEASONS: 3

2017 SEASON

- Played 68 games with Wilmington (Advanced-A) and appeared in four games with Omaha (Triple-A)... hit a combined .222/.265/.259 with seven doubles, a triple and 16 runs batted in over 72 total games.
- Matched his career-best in hits in a single game three times -- all with Wilmington -- with his latest coming on July 17 v. Potomac.
- Matched his career-high in RBIs for the second time in his career on June 5 going 3-for-4 in the game at Down East.
- Caught in 67 of his 68 games for the Blue Rocks...posted a .995 fielding percentage, committing just three errors and four passed balls...threw out 31.1-percent (28-for-90) of base runners, ranking eighth amongst his fellow Carolina League catchers.
- Finished 2-for-12 in four games for Omaha after joining the Storm Chasers on July 27.

CAREER HIGHLIGHTS

- Played 2016 with Burlington (Rookie)...batted .317/.369/.475 with two homers and 17 runs batted along with eight doubles.
- Caught all 29 of his games with Burlington where he threw out 27.9-percent (12-for-43) of would-be basestealers...did not commit an error and had four passed balls.
- Hit his first professional home run on July 24, 2016 with Burlington.
- Posted a trio of three-hit games, career-best.
- Began professional career with the AZL Royals (Rookie)...hit .250/.377/.313 with four doubles and five runs batted in over 27 games.

MISCELLANEOUS NOTES

- Full name is **Nathan Patrick Esposito**...currently resides in Granite Bay, California.
- Originally selected by Oakland in the 46th round of the June draft but did not sign out of high school.
- Graduated from Concordia (Ore.) University in Portland in 2015 where he caught and played third base... named All-NAIA West...played in all 55 games, making 54 starts...batted .338 and led the Cavaliers with 22 doubles and four triples...drove in a team-high 32 runs.
- Became the second player draft out of Concordia over the previous two seasons joining current St. Louis Cardinals farmhand, **Blake Drake**...he's just the sixth draftee since 1986.
- Played his first three seasons at Oregon State from 2012 to 2014...was teammates with Mets' outfielder, **Michael Conforto**, Tigers' pitcher, **Matt Boyd** and Mariners' farmhand pitcher, **Andrew Moore**.
- Graduated from Granite Bay (Calif.) High School, where he was a two-time All-Conference pick and added All-Country honors as a senior...guided team to two league championship...also played football and once returned an interception 104 yards.
- Father, Patrick, played baseball at Cal Poly...brother, Vinny, played baseball at Sacramento State.

@Natespo7

ESPOSITO'S CAREER STATISTICS

Year	Team	Level	AVG	G	AB	R	H	2B	3B	HR	RBI	BB	SO	SB	CS	SF	SAC	HBP	GDP	OBP	SLG
2015	AZL Royals	Rok	.250	27	64	11	16	4	0	0	5	9	17	3	1	0	0	4	3	0.377	0.313
2016	Burlington	Rok	.317	29	101	11	32	8	1	2	17	5	16	0	2	1	1	4	1	0.369	0.475
2017	Omaha	AAA	.167	4	12	0	2	0	0	0	0	0	4	0	0	0	1	0	1	0.167	0.167
	Wilmington	A+	.225	68	227	14	51	7	1	0	16	8	38	0	0	0	2	6	8	0.270	0.264
Minor League Totals			.250	128	404	36	101	19	2	2	38	22	75	3	3	1	4	14	13	0.311	0.322



PEDRO FERNANDEZ



RHP

BATS: Right

THROWS: Right

HEIGHT: 6-0

WEIGHT: 175

BORN: May 25, 1994 in Puerto Plata, Dominican Republic

RESIDES: Carolina, Puerto Rico

OPENING DAY AGE: 23

ACQUIRED: Signed as a non-drafted free agent, 9/2/2011

MINOR LEAGUE SEASONS: 6

2017 SEASON

- Posted a career-season during 2017...appeared in a career-high 39 games between the Nationals and Omaha (Triple-A) with a 3.74 ERA...logged 77.0 innings, the most since 2015, with 67 strikeouts against 23 walks...recorded a 1.208 WHIP.
- Opened the campaign with the Nationals...finished 4-3 in 29 relief outings for the Nationals with a 2.66 ERA...struck out 51 batters over 50.2 innings and walked just 13 with a 1.07 WHIP.
- Finished his time in NWA strong...over his final 12 outings, went 1-1 with a save in his lone chance...posted a 1.37 ERA (3 ER/19.2 IP) with 22 strikeouts against just two walks with a .155 opponents' average against with a 0.661 WHIP.
- Struck out a season-high five batters twice over the season, his latest on July 8 at San Antonio over 4.0 no-hit innings of work.
- Joined the Storm Chasers on July 21 and worked in 10 games, making three starts, over the final portion of the season.

AWARDS/HONORS

2017	Texas League Mid-Season All-Star	2015	South Atlantic League Midseason All-Star
2016	Carolina Pitcher of the Week (April 18 - 24)	2015	SAL Pitcher of the Week (July 13 -20)
2015	Lexington Pitcher of the Year	2013	Surprise Royals Pitcher of the Year

CAREER HIGHLIGHTS

- Split time with Wilmington (Advanced-A) and the Nationals, joining NWA in late-May...missed the entire second half of the season due to a shoulder ailment...placed on the 7-day disabled on July 13.
- Tabbed his best start on June 21 tossing 7.2 innings, allowing two runs on four hits with five strikeouts against Arkansas at Arvest Ballpark...posted a 2.33 ERA in five games, three starts at Arvest Ballpark last season with 16 strikeouts over 19.1 innings.
- Pitched 7.0 scoreless innings scattering four hits with seven strikeouts and two walks on his April 24 start against Potomac...earned Carolina League Pitcher of the Week for the week of April 24.
- Tossed a complete game shutout against Myrtle Beach on May 6, giving up just 3 hits and striking out eight batters.
- Entered the 2016 season rated as the No. 18 prospect by *Baseball America*.
- Entered the 2015 season rated as the No. 19 prospect by *Baseball America*.
- Split 2015 season between Lexington (A) and Wilmington (Advanced-A).
- Earned SAL of the Week the week of July 13-20...posted a career-high 10 punch outs on July 22.
- Split time as both a starter and reliever during the 2014 season in Lexington...finished with a 1-8 record with a 4.99 ERA...converted three of his five save chances while punching out 60 hitters in 61.1 innings.
- Struck out a season-high seven hitters on July 18 in a reliever appearance against Savannah working 4.0 innings, allowing one run on three hits and five walks.

MISCELLANEOUS NOTES

- Full name is **Pedro Fernandez**...currently Resides in Puerto Plata, Dominican Republic in the off-season

FERNANDEZ'S CAREER PITCHING STATISTICS

Year	Team	Level	W	L	ERA	G	GS	CG	SV	SVO	IP	H	R	ER	HR	HB	BB	SO	WP	BK	AVG
2012	DSL Royals	Rok	3	2	1.93	12	10	0	0	0	51.1	44	15	11	0	3	14	49	8	0	0.237
2013	DSL Royals	Rok	0	0	0.75	4	2	0	0	0	12.0	5	1	1	0	0	3	15	0	0	0.128
	AZL Royals	Rok	0	1	1.82	8	7	0	0	0	34.2	28	10	7	3	0	8	38	1	0	0.215
2014	Lexington	A	1	8	4.99	16	8	0	3	5	61.1	50	36	34	6	4	33	60	8	1	0.225
2015	Lexington	A	6	2	3.12	18	13	0	0	1	78.0	53	31	27	2	2	27	89	4	0	0.191
	Wilmington	A+	0	6	8.82	7	7	0	0	0	32.2	56	34	32	2	1	8	25	7	0	0.376
2016	Wilmington	A+	3	1	2.14	6	6	1	0	0	33.2	24	8	8	0	0	11	31	3	0	0.207
	Northwest Arkansas	AA	1	2	4.03	8	5	0	0	0	29.0	29	14	13	2	3	10	19	0	0	0.261
2017	Northwest Arkansas	AA	4	3	2.66	29	0	0	1	2	50.2	41	17	15	1	0	13	51	6	0	0.216
	Omaha	AAA	2	1	4.10	10	3	0	1	1	26.1	29	15	12	3	0	10	16	2	0	0.287
Minor League Totals			20	26	3.52	118	61	1	5	9	409.2	359	181	160	19	13	137	393	39	1	0.236

JECKSSON FLORES

BATS: Right **THROWS:** Right **HEIGHT:** 5-11 **WEIGHT:** 145

BORN: October 28, 1993 in Ciudad Bolivar, Venezuela

RESIDES: Ciudad Bolivar, Venezuela **OPENING DAY AGE:** 24

ACQUIRED: Signed as a non-drafted free agent, 7/21/2010

MINOR LEAGUE SEASONS: 7



2017 SEASON


- Spent all of 2017 with Wilmington (Advanced-A)...hit .257/.314/.342 with two homers, 21 RBIs, 14 doubles and a career-high three triples.
- Posted his best month in August batting .295/.364/.442 with 10 doubles over 27 games...tallied two triples and drove in four runs while walking 10 times.
- Tabbed his home run of the season at Down East on May 4th...first home run since July 4, 2016, spanning 44 games...recorded his first multiple-RBI game with Wilmington in the same game at Down East.
- Recorded his first three-RBI game since July 4, 2016 with the Blue Rocks on June 18, 2017.
- Led the Carolina League with 21 sacrifice hits.

CAREER HIGHLIGHTS

- Spent all of 2016 with Lexington (A)...hit .205 over 85 games with a career-best four home runs while driving in a career-best 27 runs...recorded a career-best 21 thefts in 25 attempts, good for 84.0-percent, which ranked third on the Legends.
- Played all 2015 with Idaho Falls (Rookie)...hit a career-high .305/.384/.404 with a home run with 15 runs batted...tallied nine doubles on the year.
- Smacked his first career home run on Aug. 27, 2015 at Ogden and drove-in a season-high, where he matched his career-best with three runs batted in.
- In 2014, spent the entire season with Idaho Falls where he hit .244 with 16 RBIs and added seven doubles and three triples over 49 games.
- Hit .310 (13-for-42) to open the 2014 season; but cooled off to bat just .220 (26-for-118) over the final 38 games of the campaign.
- Played all 2013 with the AZL Royals (Rookie)...recorded his career-best four hits on Aug. 22 v. the AZL Cubs with a 4-for-5 game, including an RBI with a pair of stolen bases.


MISCELLANEOUS NOTES

- Full name is **Jecksson Jose Flores**...currently resides in Ciudad Bolivar, Venezuela in the off-season.
- Has played three seasons, from 2015 to 2018, with los Cardenales de Lara of the Venezuelan Winter League...owns a career average in the VZWL of .281/.333/.371 with a home run, 13 RBIs over 48 career games.
- Signed at the age of 16 years old.

 @28_jeck

FLORES' CAREER STATISTICS

Year	Team	Level	AVG	G	AB	R	H	2B	3B	HR	RBI	BB	SO	SB	CS	SF	SAC	HBP	GIDP	OBP	SLG
2011	DSL Royals	Rok	0.238	46	143	25	34	3	0	0	15	27	20	10	7	2	5	3	0	0.366	0.259
2012	DSL Royals	Rok	0.224	65	228	55	51	9	1	0	24	42	37	13	9	2	8	11	0	0.367	0.272
2013	AZL Royals	Rok	0.246	39	142	25	35	4	0	0	17	23	25	13	3	2	5	1	4	0.351	0.275
2014	Idaho Falls	Rok	0.244	49	160	20	39	7	3	0	16	10	18	6	4	2	2	1	7	0.289	0.325
2015	Idaho Falls	Rok	0.305	42	141	29	43	9	1	1	15	15	19	15	5	0	3	3	6	0.384	0.404
2016	Lexington	A	0.205	85	259	35	53	11	2	4	27	16	38	21	4	3	11	9	4	0.272	0.309
2017	Wilmington	A+	0.257	96	304	31	78	14	3	2	21	24	63	7	5	3	21	3	12	0.314	0.342
Minor League Totals			0.242	422	1377	220	333	57	10	7	135	157	220	85	37	14	55	31	33	0.330	0.313



MARTEN GASPARINI



INF

BATS: Switch

THROWS: Right

HEIGHT: 6-1

WEIGHT: 160

BORN: May 24, 1997 in Ruda, Italy

RESIDES: Ruda, Italy

OPENING DAY AGE: 20

ACQUIRED: Signed as a non-drafted free agent, 7/2/2013

MINOR LEAGUE SEASONS: 4

2017 SEASON

- Played his second straight season in Lexington (A)...batted .227/.274/.355 with a career-best nine home runs...also set career-bests in runs batted in (50), doubles (19), runs (48) and sacrifice hits (12).
- Made the switch from shortstop to outfield...appeared in 120 games in the outfield finishing second on the club with seven outfield assists...committed six errors and tied for tops on the club with **Khalil Lee** for three double plays turned...played 65 games in leftfield, 57 in centerfield and one in rightfield.
- Drove in a career-high four runs on June 14 v. Asheville...finished a double shy of the cycle in a 3-for-4 game with a run scored.
- Hit a 21st inning home run on July 13 to give the Legends a win at Delmarva...finished 3-for-6 in the game, finishing a double shy of the cycle for the second time in the seasons...the 21-inning contest is the longest in Legends franchise history.
- Gasparini's home run came on July 14 for the game was halted around 1:00 a.m. and resumed later that night.

CAREER HIGHLIGHTS

- Rated as the Royals' No. 22 prospect by *Baseball America* entering the 2017 season...rated as the No. 7 prospect by the same publication entering 2016.
- Played 2016 with Lexington (A)...hit .196/.256/.293...posted seven homers, 42 RBIs, 12 doubles and a pair of triples with 11 sacrifice hits.
- Posted two three-hit games and collected 12 multiple-hit contests during 2016...led the South Atlantic League shortstops in errors.
- Recorded a career-high 10 triples with Idaho Falls during 2015...ranked first in the league in triples and finished tied for second in stolen bases (26)...over his final 22 games, he batted .357 with 14 walks and 24 strikeouts along with six triples.
- Rated as the 14th-best prospect in the Appalachian League by *Baseball America*...limited to just 19 games due to a hamstring injury.
- Ranked by MLB.com as the fourth-best international prospect and top European prospect in 2013.

MISCELLANEOUS NOTES

- Full name is **Marten Gasparini**...currently resides in Ruda, Italy.
- Signed by current Director of Arizona Operations, **Nick Leto**, in 2013 out of the Italian Olympic Training Center in Tirrenia, Italy.
- His father, is Italian and his mother is from England of Jamaican descent.
- Signed for \$1.3 million bonus in 2013 the largest ever given to a player from Europe.



@theGreatGaspy

GASPARINI'S CAREER STATISTICS

Year	Team	Level	AVG	G	AB	R	H	2B	3B	HR	RBI	BB	SO	SB	CS	SF	SAC	HBP	GDP	OBP	SLG
2014	Burlington	Rok	0.191	19	68	11	13	2	1	0	1	3	32	4	1	0	1	0	2	0.225	0.250
2014	Idaho Falls	Rok	0.455	4	11	4	5	0	0	1	3	1	2	2	0	0	0	0	0	0.500	0.727
2015	Idaho Falls	Rok	0.259	54	197	36	51	4	10	2	25	25	80	26	9	5	4	2	1	0.341	0.411
2016	Lexington	A	0.196	111	382	35	75	12	2	7	42	31	134	14	10	4	11	1	2	0.256	0.293
2017	Lexington	A	0.227	122	406	48	92	19	3	9	50	27	121	18	11	4	12	1	2	0.274	0.355
Minor League Totals			0.222	310	1064	134	236	37	16	19	121	87	369	64	31	13	28	4	7	0.280	0.340

GRANT GAVIN RHP

BATS: Right **THROWS:** Right **HEIGHT:** 6-2 **WEIGHT:** 180

BORN: July 10, 1995 in Kansas City, Missouri

RESIDES: Parkville, Missouri

OPENING DAY AGE: 22

ACQUIRED: Selected in the 29th round of 2016 June Draft from Central Missouri

MINOR LEAGUE SEASONS: 2



2017 SEASON

- Split his first full season of professional baseball between Lexington (A) and Wilmington (Advanced-A)...made 36 total appearances -- all in relief -- and posted a combined 3-2 record with a 1.65 ERA (12 ER/65.1 IP) with 77 strikeouts and a 1.04 WHIP.
- Opened the campaign with the Legends...allowed one earned run (two total runs) in his first 15 appearances...posted a 0.34 ERA over 26.1 innings with 30 strikeouts against 10 walks...struck out a season-high six hitters in his final appearance for Lexington on June 16.
- Promoted to Wilmington in mid-June...worked in 17 games for the Blue Rocks and accrued a 1.93 ERA and logged 34 strikeouts over 32.2 innings.
- Fanned four hitters or more in six of his 17 appearances for Wilmington...logged 3.0 innings (season-best) on three separate occasions for the Blue Rocks.
- Notched nine saves in 11 attempts during 2017...went 3-for-3 in saves for Wilmington.

AWARDS/HONORS

2017	South Atlantic League Mid-Season All-Star	2016	Arizona League Postseason All-Star
2016	Surprise (AZL) Pitcher of the Year		

CAREER HIGHLIGHTS

- Pitched in 13 games, making four starts, for the Arizona League Royals in 2016...finished 3-1 with a 2.01 ERA with a 0.93 WHIP...struck out 47 hitters over 49.1 innings of work.
- Ranked among the AZL leaders in several categories including WHIP (second), ERA (fourth) and opponents' batting average (.217, fourth).
- Notched his first save in his first professional outing on June 21 with 3.0 innings of one-run relief against the AZL Rangers.
- Struck out a career-best nine hitters in a 5.0 inning relief appearances.
- Ranked first among Royals' farmhands with a 9.4 strikeout-to-walk ratio (25.0 IP minimum).

MISCELLANEOUS NOTES

- Full name is **Grant David Gavin**...currently resides in Parkville, Missouri.
- Selected out of Central Missouri...owns the school record for saves (13) in his junior season of 2016, also most in the MIAA and sixth-most in Division II...finished 4-3 with a 2.64 (9 ER/30.2 IP) with a .195 opponents' average.
- Graduated from St. Pius X (Mo.) High School...named an All-State honoree leading his team to a sectional championship his senior season.
- Was an All-District quarterback and named second-team All-State as a punter his senior season.

GAVIN'S CAREER PITCHING STATISTICS

Year	Team	Level	W	L	ERA	G	GS	CG	SV	SVO	IP	H	R	ER	HR	HB	BB	SO	WP	BK	AVG
2016	AZL Royals	Rok	3	1	2.01	13	4	0	1	2	49.1	41	17	11	0	2	5	47	4	0	0.217
2017	Lexington	A	1	2	1.38	19	0	0	6	8	32.2	17	6	5	1	0	14	43	3	0	0.152
	Wilmington	A+	2	0	1.93	17	0	0	3	3	32.2	26	7	7	1	1	11	34	4	0	0.215
Minor League Totals			6	3	1.81	49	4	0	10	13	114.2	84	30	23	2	3	30	124	11	0	0.199



FOSTER GRIFFIN



LHP

BATS: Right

THROWS: Left

HEIGHT: 6-3

WEIGHT: 200

BORN: July 27, 1995 in Orlando, Florida

RESIDES: Orlando, Florida

OPENING DAY AGE: 22

ACQUIRED: Selected in the 1st round (28th) in the 2014 June Draft from First Academy

MINOR LEAGUE SEASONS: 4

2017 SEASON

- Split the 2017 season between Wilmington (Advanced-A) and the Nationals...combined to finish 15-7 with a 3.35 ERA...posted career-best in wins, innings (161.1 IP), strikeouts 141 and starts (28).
- Joined the Nationals on May 30 from Wilmington after going 4-2 with a 2.86 ERA in 10 starts...fanned 60 hitters over 56.2 innings.
- Became the 12th pitcher in Nationals' history to strikeout 10-plus batters, doing so on July 1 v. Corpus Christi...the first since **Josh Staumont** fanned 12 on Sept. 4, 2016.
- Earned Texas League Pitcher of the Week on June 26...24th pitcher in franchise history to nothc the honor and the first since Aug. 2016...finished 2-0 over 12.2 innings with a 0.71 ERA during the previous week to earn the honor...struck out 12 and walked three with a 1.18 WHIP.
- Became the eighth different Nationals' pitcher to win 10-plus games in a single-season...first since **Jonathan Dzedzic** won 10 games in 2015...ranks tied for third on the single-season win list with **Andy Ferguson** (11) who won 11 in 2014.
- Worked a career-high 8.0 innings twice during 2017...latest on Aug. 31 v. Tulsa.

AWARDS/HONORS

2017 Paul Splittorff Minor League Pitcher of the Year
2017 Northwest Arkansas Pitcher of the Year
2017 MiLB.com Organizational All-Star

2017 Sirius/XM Futures Game All-Star Participant
2017 Carolina League Mid-Season All-Star

CAREER HIGHLIGHTS

- Split the 2016 season between Lexington (low-A) and Wilmington (Advanced-A)...finished 6-14 in 27 starts between the two levels with a 5.43 ERA...logged a career-high 132.2 innings with 105 strikeouts against 52 walks.
- Spent the majority of the year with Wilmington, joining the Blue Rocks in mid-May...debuted on May 17 and worked 6.1 innings allowing three runs on eight with five strikeouts in a losing effort.
- Entered 2017 rated as the No. 25 prospect by *Baseball America* in the Royals organization.
- Rated as the No. 13 prospect by *Baseball America* entering the 2016 season.
- Rated as the No. 7 prospect by *Baseball America* entering the 2015 season...rated No. 13 by the same publication entering 2014.
- 2015 was the first full professional season for the former first round selection...spend the entire year with Lexington (A)...pitched to a 4-6 record with a 5.44 ERA in 22 starts.
- Started 11 games for the B-Royals in 2014 and posted a 3.21 ERA in 28.0 innings of work...racked up 19 strikeouts and walked 12 and held opponents to a .186 (19-for-102) average.
- Ranked as the No. 4 prospect by *Baseball America* in the Appalachian League in 2015.

MISCELLANEOUS NOTES

- Full name is **Fred Foster Griffin**...currently resides in Orlando, Florida.
- Graduated from The First Academy in Orlando, 2014...posted a 1.55 ERA and 99 strikeouts in 58.2 innings as a senior...drafted as the No. 28 pick in the 2014 June Draft, second selection by the Royals behind former Natural, **Brandon Finnegan**.
- His father, Fred, is a PGA Professional and serves as director of the Grand Cypress Academy of Golf in Orlando taught golf lessons to former Royal and Cy Young winner, **Zack Greinke**.
- Bypassed an opportunity to pitch at Ole Miss by signing with the Royals.



@Foster_Griffin

GRIFFIN'S CAREER STATISTICS

Year	Team	Level	W	L	ERA	G	GS	CG	SHO	SV	IP	H	R	ER	HR	HB	BB	SO	WP	BK	AVG
2014	Burlington	Rok	0	2	3.21	11	11	0	0	0	28.0	19	10	10	2	1	12	19	4	0	0.186
2015	Lexington	A	4	6	5.44	22	22	0	0	0	102.2	123	73	62	8	3	35	71	12	1	0.296
2016	Lexington	A	1	4	3.38	7	7	0	0	0	37.1	35	25	14	3	0	9	29	2	1	0.243
	Wilmington	A+	5	10	6.23	20	20	0	0	0	95.1	130	79	66	9	6	43	76	10	0	0.330
2017	Wilmington	A+	4	2	2.86	10	10	0	0	0	56.2	43	19	18	2	1	20	60	6	0	0.210
	Northwest Arkansas	AA	11	5	3.61	18	18	0	0	0	104.2	108	46	42	11	1	34	81	1	0	0.271
	Minor League Totals		25	29	4.49	88	88	0	0	0	424.2	458	252	212	35	12	153	336	35	2	0.276

ARNALDO HERNANDEZ RHP

BATS: Right **THROWS:** Right **HEIGHT:** 6-0 **WEIGHT:** 175

BORN: February 9, 1996 in Puerto Ordaz, Venezuela

RESIDES: Puerto Ordaz, Venezuela **OPENING DAY AGE:** 22

ACQUIRED: Signed as a non-drafted free agent, 9/18/2012

MINOR LEAGUE SEASONS: 4



2017 SEASON

- Pitched primarily in Lexington (A) and made two starts with Omaha (Triple-A) in late-August and early-September...combined for a 3-1 record in 17 games including seven starts with a 3.34 ERA (25 ER/67.1 IP) with 64 strikeouts against 12 walks.
- Made 15 appearances, including five starts, with a 3.63 ERA...struck out 58 hitters and walked eight over 57.0 innings of work.
- His 5.33 strikeout-to-walk ratio (64 strikeouts, 12 walks) was second-best among Royals' farmhands (min. 60.0 IP), trailing only Jakob Junis.
- Tossed a career-high 7.0 innings in a complete-game on July 31 v. West Virginia...allowed two runs on six hits with five strikeouts and issued one walk.
- Made two starts for Omaha on August 30 and Sept. 3...earned the win on Sept. 4 v. Iowa working 5.2 innings, allowed one run on five hits with four strikeouts.
- Finished the season with a 1.59 ERA (2 ER/11.1IP) over his final five games, all in relief, with Lexington...struck out 17 hitters and walked two during that span.

AWARDS/HONORS

2015 Arizona League Postseason All-Star

CAREER HIGHLIGHTS

- Pitched 2016 in Idaho Falls (Rookie) making 14 starts for the Chukars...ranked among Pioneer League leaders in multiple categories including strikeouts/9.0 IP (8.02, third), starts (tied for third), innings pitched (fourth) and strikeouts (fourth).
- Recorded a career-best nine strikeouts on Sept. 2, 2016 v. Ogden over 6.0 innings of work...logged nine punchouts on July 3, 2015 against the AZL Padres over 5.0 frames.
- Ranked third amongst Royals' farmhands in ERA (2.63) in 2015...pitched at three different levels: DSL Royals, AZL Royals and Pioneer League.
- Pitched his first professional season in 2014 with the Dominican Summer League going 1-1 with a 2.55 ERA...recorded 1.13 WHIP and struck out 19 over 17.2 innings in seven appearances including three starts.

MISCELLANEOUS NOTES

- Full name is **Arnaldo Jose Hernandez**...currently resides in Puerto Ordaz, Venezuela.
- Won the youth national championship and MVP honors with Criollos de Venezuela in 2012.

HERNANDEZ'S CAREER STATISTICS

Year Team	Level	W	L	ERA	G	GS	CG	SHO	SV	IP	H	R	ER	HR	HB	BB	SO	WP	BK	AVG
2014 DSL Royals	Rok	1	1	2.55	7	3	0	1	2	17.2	13	8	5	1	5	7	19	0	0	0.213
2015 DSL Royals	Rok	1	0	0.82	2	2	0	0	0	11.0	13	1	1	0	0	0	8	0	0	0.302
AZL Royals	Rok	7	3	2.82	14	10	0	0	0	67.0	60	25	21	3	1	5	68	6	1	0.235
Idaho Falls	Rok	0	1	4.50	1	1	0	0	0	4.0	5	6	2	1	1	3	3	2	0	0.294
2016 Idaho Falls	Rok	5	2	5.86	14	14	0	0	0	70.2	99	54	46	7	2	18	63	9	0	0.334
2017 Lexington	A	2	1	3.63	15	5	1	1	1	57.0	63	29	23	9	2	8	58	4	0	0.278
Omaha	AAA	1	0	1.74	2	2	0	0	0	10.1	9	2	2	0	0	4	6	1	0	0.231
Minor League Totals		17	8	3.79	55	37	1	2	3	237.2	262	125	100	21	11	45	225	22	1	0.279



ELIER HERNANDEZ OF

BATS: Right**THROWS:** Right**HEIGHT:** 6-3**WEIGHT:** 197**BORN:** November 21, 1994 in San Cristobal, Dominican Republic**RESIDES:** San Cristobal, Dominican Republic**OPENING DAY AGE:** 23**ACQUIRED:** Signed as a non-drafted free agent, 7/2/2011**MINOR LEAGUE SEASONS:** 6

2016 SEASON

- Spent entire 2016 season with Wilmington (Advanced-A) slashing .226/.281/.310 for the Blue Rocks with two home runs, 43 RBI and 28 doubles with four triples...stole eight bases in 13 attempts.
- Ranked 2nd in the Carolina League in games (134) and 4th in at-bats (500)
- Racked up seven outfield assists for the Blue Rocks...played 97 games in right field, 20 games in center field and one game in left field.
- Matched a career-high four RBI on June 3 going 2-for-6 with a double and a triple against Lynchburg.
- Had 27 multi-hit games with a pair of three-hit games...had a stretch of four straight two-hit games from July 18 to July 22...finished 8-for-15 with a double, RBI and two runs scored over the streak.
- Owned a team-best 18-game on-base streak from July 17 to August 18, batting .385 (25-for-65) with two doubles, two triples and six RBI over the stretch...the on-base streak was good for eighth-longest in the Carolina League.
- Recorded his best month in July batting .272 with a .309 on-base percentage...drove in six runs and had six doubles over the month.

AWARDS/HONORS

2015 South Atlantic League Mid-Season All-Star

2014 SAL Player of the Week (Aug. 25)

CAREER HIGHLIGHTS

- Rated as the No. 26 prospect in the Royals system entering 2016 by *Baseball America*.
- Rated as the No. 22 prospect in the Royals system entering 2015 by *Baseball America*.
- Rated as No. 26 prospect in the Royals system entering 2014 by *Baseball America*
- Split the season between Lexington (A) and Wilmington (Advanced-A) joining the Blue Rocks at the mid-season point on July 7...hit .232 with a homer, seven doubles and two triples in 50 games for Wilmington...collected multi-hit games in four of his final 11 games of the season for the Blue Rocks.
- Had a 13-game road hitting streak in tact upon season's end with the Blue Rocks where he batted .333 (16-for-48) with two doubles, two triples and an RBI with a .407 on-base percentage.
- Tied his career-high four-hit game on June 7 in Lexington going 4-for-6 with a double and a RBI with a pair of runs scored...it was his fourth four-hit game of his career.
- Played all of 2014 with Lexington (A) where he ranked third on the team in doubles (19) and third in home runs (9)...batted .264 in 111 games with four triples and 34 RBI.
- Named South Atlantic League Player of the Week of Aug. 25...posted a trio of four-hit games for the Legends during the 2014 season...had a career-high four RBI on April 23 at Hickory finishing 3-for-4 with a homer.
- Spent all of 2013 with the eventual Pioneer League Champions, the Idaho Falls (R) Chukars...finished second in the league in at-bats (289), second in hits (87), first in triples (8) and fourth in total bases (127)...had a career-high 11-game hitting streak between July 29 and Aug 11 where he hit .353 (18-for-57) with three doubles, three triples and 14 RBI.

MISCELLANEOUS NOTES

- Elie currently resides in San Cristobal, Dominican Republic in the off-season.

HERNANDEZ'S CAREER STATISTICS

Year	Team	Level	AVG	G	AB	R	H	2B	3B	HR	RBI	BB	SO	SB	CS	SF	SAC	HBP	GDP	OBP	SLG
2012	Idaho Falls	Rok	0.208	60	250	30	52	10	4	0	34	14	66	2	0	0	1	2	12	0.256	0.280
2013	Idaho Falls	Rok	0.301	66	289	44	87	15	8	3	44	18	62	9	2	4	2	6	7	0.350	0.439
2014	Lexington	A	0.264	111	420	54	111	19	4	9	34	16	99	5	5	3	3	4	8	0.296	0.393
2015	Lexington	A	0.290	74	290	37	84	19	2	5	42	14	73	6	5	2	3	5	4	0.331	0.421
	Wilmington	A+	0.232	50	177	15	41	7	2	1	12	10	47	4	2	5	0	4	5	0.281	0.311
2016	Wilmington	A+	0.226	134	500	51	113	28	4	2	43	30	120	8	5	5	1	10	11	0.281	0.310
2017	Wilmington	A+	0.306	30	124	15	38	7	3	4	27	4	35	1	0	1	0	2	7	0.336	0.508
	Northwest Arkansas	AA	0.339	16	62	8	21	4	0	1	10	4	14	0	3	1	1	2	1	0.391	0.452
Minor League Totals			0.259	541	2112	254	547	109	27	25	246	110	516	35	22	21	11	35	55	0.304	0.372

JAKE KALISH LHP

BATS: Switch **THROWS:** Left **HEIGHT:** 6-2 **WEIGHT:** 210

BORN: July 9, 1991 in Red Bank, New Jersey

RESIDES: Scottsdale, Arizona

OPENING DAY AGE: 26

ACQUIRED: Selected in the 32nd round of the 2015 June Draft from George Mason Univ.

MINOR LEAGUE SEASONS: 3



2017 SEASON

- Pitched across three levels last season between Wilmington (Advanced-A), Northwest Arkansas and Omaha (Triple-A)...combined to go 2-8 with a 3.24 ERA in 31 appearances, making 12 starts.
- Logged career-highs in innings (105.2), strikeouts (88) and appearances.
- Opened the season in Wilmington and appeared in 10 games, all in relief...allowed four runs on 13 hits over 18.2 innings for a 1.93 ERA...racked up 23 strikeouts and allowed just six walks.
- Joined the Nationals on May 17 and split time as a starter and in the bullpen...made second professional starter in Game 2 of a double-header on June 7...worked 4.0 innings in a no-decision...logged three quality starts in his nine total.
- Posted a career-best 7.0 innings twice -- July 30 in a loss v. Springfield...allowed two runs on seven hits...matched his career-best on Aug. 26 in a win at Oklahoma City...duelled against MLB rehabber, Clayton Kershaw in the start...worked a scoreless 7.0 frames, scattered five hits and matched his career-best eight punchouts in the start.
- With the Nationals, posted a 2.74 ERA (15 ER/49.1 IP) as a starter compared to a 6.04 ERA (15 ER in 22.1 IP) as a reliever.

AWARDS/HONORS

2016 MILB.com Organization All-Star Kansas City Royals

CAREER HIGHLIGHTS

- Split the 2016 season with Lexington (A) and Wilmington (Advanced-A)...recorded a 2.38 ERA (3 ER in 11.1 IP), 13 strikeouts, one walk, and surrendered six hits...did not allow a run in his first four appearances for the Legends.
- In Wilmington he posted a record of 3-0 with an ERA of 2.48 (10 ER in 36.1 IP) with 35 strikeouts, 10 walks, and was 2-for-2 in save attempts....did not surrender a run in his six games from June 4-June 28 working 11.1 innings, allowing just 3 hits with 11 strikeouts to one walk.
- Matched his career-high 4.0 innings of work for the third time in his career on July 15 with Wilmington.
- Spent most of the 2015 season with Burlington (Rookie), but made 4 appearances with AZL Royals (Rookie) before being transferred...in Burlington he made 10 appearances, including 1 start, and posted a 2.20 ERA (7 ER in 28.2 IP), 31 strikeouts, and 3 walks.
- Struck out a career-high eight batters over 4.0 innings on August 26, 2015 in a save against Danville for Burlington at home.
- He has held lefties to a .222 average and righties to a .191 average, combining for an opponent average of .196 in his career.

MISCELLANEOUS NOTES

- Full name is **Jacob Louis Kalish**...resides in Phoenix, Arizona with his wife, Allie, whom he married in Nov. 2017.
- Graduated from Red Bank Regional High School in N.J. in 2010
- Attended George Mason University where he hit .309 in 39 games as a senior with 41 hits and 19 RBI...started 13 games on the bump, posting a 3.44 ERA with 7 strikeouts in 83.2 innings pitched.
- Brother Ryan has spent time in the big leagues with the Cubs and the Red Sox.

 @jkalish18

KALISH'S CAREER STATISTICS

Year	Team	Level	W	L	ERA	G	GS	CG	SHO	SV	IP	H	R	ER	HR	HB	BB	SO	WP	BK	AVG
2015	AZL Royals	Rok	0	2	5.40	4	0	0	0	0	5.0	5	3	3	0	1	2	6	0	1	0.278
	Burlington	Rok	3	1	2.20	10	1	0	1	1	28.2	20	9	7	1	1	3	31	2	0	0.189
2016	Lexington	A	0	0	2.38	5	0	0	1	1	11.1	6	3	3	0	0	1	13	0	1	0.158
	Wilmington	A+	3	0	2.48	18	0	0	2	2	36.1	27	12	10	3	4	10	35	5	0	0.201
2017	Wilmington	A+	1	1	1.93	10	0	0	1	1	18.2	13	4	4	0	0	6	23	1	0	0.191
	Northwest Arkansas	AA	0	7	3.77	18	9	0	0	2	71.2	83	32	30	4	4	17	49	2	1	0.293
	Omaha	AAA	1	0	2.35	3	3	0	0	0	15.1	18	4	4	1	0	5	16	2	0	0.305
Minor League Totals			8	11	2.94	68	13	0	5	7	187.0	172	67	61	9	10	44	173	12	3	0.244



KHALIL LEE OF



BATS: Left **THROWS:** Left **HEIGHT:** 6-0 **WEIGHT:** 190

BORN: June 26, 1998 in Newark, Delaware

RESIDES: Centreville, Virginia

OPENING DAY AGE: 19

ACQUIRED: Selected in the 3rd round of the 2016 June Draft from Flint (Va.) HS

MINOR LEAGUE SEASONS: 2

2017 SEASON

- Spent all season with Lexington (A) in his first full season of professional baseball...set career-highs in games (121), home runs (17), RBIs (61), doubles (24), walks (65), stolen bases (20), hits (107), runs (71).
- Ranked tied for second in the South Atlantic League in home runs, lead the league in strikeouts (171), third in walks and first in caught stealing (18).
- Began the season as one of the youngest players in the South Atlantic League (18.8 years old).
- Posted his best month in August batting .281/.381/.531 with four home runs, 14 RBIs, eight doubles, two triples in 26 total games.
- Earned South Atlantic League Player of the Week on Aug. 20...hit .545 (12-for-22) with two homers, eight RBIs, five doubles and six runs scored.
- Recorded a career-high in hits on Aug. 18 going 4-for-5 with a homer and matched his career-best with five RBIs for the second time in his career.
- Recorded a pair of doubles in single-game six times during 2017.
- Hit his second career grand slam on April 28 in his first five-RBI game of his career v. Hagerstown.
- Enters 2018 rated as the No. 2 prospect by *Baseball America*.

AWARDS/HONORS

2017	<i>Baseball America</i> Rookie All-Star	2017	MiLB.com Organizational All-Star
2017	SAL Player of the Week (Aug. 20)	2016	MiLB.com Organizational All-Star

CAREER HIGHLIGHTS

- Rated as the "Best Athlete" by *Baseball America* in the Royals' Farm System.
- Played his first season of professional baseball with the AZL Royals of the Arizona League (Rookie).
- Smacked his first professional grand slam on July 8.
- Led the Arizona League in total bases (88) and runs (43) in 2016.
- Career .333 (4-for-12) hitter with the bases loaded with two grand slams and 15 RBIs.

MISCELLANEOUS NOTES

- Full name is **Khalil Rashad Lee**...currently resides in Centreville, Virginia
- Was a two-way player at Oakton (Va.) High School...posted a 7-0 record with a 0.33 ERA (2 ER/43.0 IP) with 87 strikeouts and three walks...hit .471 with six home runs, 23 RBIs, 11 stolen bases and 37 runs scored in 25 games in high school.
- At the time of his signing, his fastball sat at 91-93 MPH and topped out at 94 MPH.
- Named Preseason All-American from the Perfect Game...named Virginia's Gatorade Player of the Year in 2016.
- Bypassed an opportunity to play at Liberty University by signing with the Royals.
- Signed at the age of 17.

LEE'S CAREER STATISTICS

Year	Team	Level	AVG	G	AB	R	H	2B	3B	HR	RBI	BB	SO	SB	CS	SF	SAC	HBP	GDP	OBP	SLG
2016	AZL Royals	Rok	0.269	49	182	43	49	9	6	6	29	33	57	8	4	1	0	6	1	0.396	0.484
2017	Lexington	A	0.237	121	451	71	107	24	6	17	61	65	171	20	18	3	3	10	4	0.344	0.430
Minor League Totals			0.246	170	633	114	156	33	12	23	90	98	228	28	22	4	3	16	5	0.360	0.445

KEVIN LENIK RHP

BATS: Right **THROWS:** Right **HEIGHT:** 6-5 **WEIGHT:** 230

BORN: August 1, 1991 in Mission Hills, California

RESIDES: Mission Hills, California **OPENING DAY AGE:** 6

ACQUIRED: Signed as a MiLB free agent by Kansas City on June 15, 2017

MINOR LEAGUE SEASONS: 2



2017 SEASON

- Pitched for four different clubs, including three within the Royals' organization – Burlington (Rookie), Lexington (A) and Omaha (Triple-A).
- Signed by the Royals on June 15, after making 11 appearances for the Windy City ThunderBolts of the Frontier League.
- Pitched in a combined 19 games in the Royals' organization, going 1-1 with four saves and a 1.69 ERA (7 ER in 37.1 IP)...held opponents to a .169 batting average (22-for-130), while he posted a 9.40 K/9 IP ratio (39 K in 37.1 IP).
- Promoted to Omaha on July 24 and surrendered just two earned runs in his first 11 appearances with the Storm Chasers (0.83 ERA)...however, he allowed three runs across 2.0 innings in his final appearance, Sept. 2 vs. Iowa.
- Collected a season-high four strikeouts twice with the Storm Chasers: July 24 at El Paso (2.1 IP) and Aug. 9 at Memphis (3.0 IP)...earned his only victory on Aug. 15 vs. Oklahoma City, tossing 2.1 scoreless innings in a 1-0 triumph.
- Pitched for the Tigres del Licey in the Dominican Winter League, making just one appearance.

CAREER HIGHLIGHTS

- Signed with the Texas Rangers' organization as a nondrafted free agent on Feb. 23, 2016...made 17 appearances for Spokane (A), going 1-2 with a 5.17 ERA (18 ER in 31.1 IP) in his first professional season.
- Named Northwest League Pitcher of the Week for the week of July 25-31...made a pair of scoreless appearances and earned a win during the week. Recorded his first professional victory on July 26 vs. TriCity, tossing 3.0 hitless innings in a 5-4 triumph.
- Collected a career high six strikeouts in 4.0 innings on July 30 vs. Everett.
- Released by the Rangers on March 21, 2017...signed with the Windy City Thunderbolts of the Frontier League (Independent) in May...signed with the Royals on June 15, 2017.

MISCELLANEOUS NOTES

- Full name is **Kevin Jeffery Lenik**...resides in Mission Hills, Calif., during the offseason.
- Graduated from Bishop Alemany High School in Mission Hills, Calif., in 2012...was a three-sport athlete, lettering in baseball, football and track...named first-team all-league and all-conference.
- Attended College of the Canyons, Hawaii Pacific University and Cal State-Dominguez Hills...at Hawaii Pacific (2014), hit .299 with seven home runs as an outfielder...pitched at Cal State-Dominguez Hills, going 0-1 with three saves and a 0.87 ERA in 2015.
- Quit playing baseball following his freshman year of high school...did not pick it back up until he arrived at College of the Canyons.

 @Kevin_Lenik

LENIK'S CAREER STATISTICS

Year	Team	Level	W	L	ERA	G	GS	SHO	SV	IP	H	R	ER	HR	HB	BB	SO	WP	BK	AVG
2015	AZL Royals	Rok	4	1	0.76	12	0	0	3	35.1	26	5	3	0	0	3	26	2	0	0.202
2016	Spokane	Rok	1	2	5.17	17	0	0	0	1	31.1	35	22	18	1	4	16	32	4	0.278
2017	Burlington	Rok	0	0	0.00	2	0	0	1	1	5.0	3	0	0	0	0	4	1	0	0.167
	Lexington	A	0	0	2.16	5	0	0	1	2	8.1	8	4	2	1	1	6	11	0	0.267
	Omaha	AAA	1	1	1.88	12	0	0	2	2	24.0	11	5	5	1	1	8	24	1	0.134
Minor League Totals			2	3	3.28	36	0	0	4	6	68.2	57	31	25	3	6	30	71	6	1 0.223



ALEX LIDDI INF

BATS: Right

THROWS: Right

HEIGHT: 6-4

WEIGHT: 225

BORN: August 14, 1988 in San Remo, Italy

RESIDES: Glendale, Arizona

OPENING DAY AGE: 29

ACQUIRED: Signed as a MiLB free agent on March 2, 2018 with Kansas City

MINOR LEAGUE SEASONS: 10

2017 SEASON

- Played the 2017 regular season with los Toros de Tijuana of the Mexican League (Triple-A)...batted .235/.325/.399 with 17 home runs, 65 runs batted in, 10 doubles and two triples over 106 games... appeared in 94 games at his natural position, third base and 11 games in left field.
- Ranked first in the Mexican League amongst third baseman in double plays turned (35), errors (17)...also finished second in the league in strikeouts (117).
- Finished second on Tijuana with in home runs and fourth in runs batted in.
- Posted a pair of multiple-home run games for los Toros on April 22 and May 14...has 12 career multi-home run games.
- Matched a career-high six RBIs on April 22 for los Toros for the fourth time in his career.

AWARDS/HONORS

2017 Mexican League Mid-Season All-Star
2015 Texas League Midseason All-Star
2010 Southern League All-Star
2010 West Tennessee Most Valuable Player

2009 California League Mid/Postseason All-Star
2009 California League Most Valuable Player
2009 Seattle Minor League Player of the Year

CAREER HIGHLIGHTS

- Played 2016 in the Mexican League with Quintana Roo where he ranked amongst league-leaders in home runs (fifth), RBIs (tied for fourth), third in extra-base hits (55, third), total bases (220, fifth) and strikeouts (second).
- Spent all 2015 with the Naturals...amongst Texas League leaders in doubles (tied for first), extra-base hits (58, first) slugging percentage (.474, fifth), triples (tied for third), total bases (228, third) and strikeouts (128, fifth).
- Earned Texas League Player of the Week on June 29, 2015 going 7-for-15 (.571) with two home runs, five RBIs, four runs scored and a double in four games.
- Became the first Natural to lead the league in doubles since **Clint Robinson** (2010)...ranks second all-time in single-season doubles, tied for fifth in single-season triples (6).
- Ended the regular season on a 10-game hitting streak where he hit .385 with four doubles, a home run and seven runs batted in...recorded a hit in 26 of his final 27 games with the Naturals in 2015 batting .351 (40-for-114) with a home run, 12 doubles, 13 runs batted in and a .482 slugging percentage.
- Owns a career average of .260 (59-for-227) with three home runs, 17 RBIs, 16 doubles and a .405 slugging average at Arvest Ballpark in 63 career games.
- Started the 2014 season playing 22 games with the Charlotte Knights (Triple-A, Chicago AL)...released by the White Sox on May 12, 2014...signed five days later with the Los Angeles Dodgers on May 17 to a minor league contract.
- Played in 36 games for Chattanooga (Double-A, Los Angeles NL) before being transferred to Albuquerque (Triple-A) where he finished out the season playing 44 games.
- Granted free agency on Nov. 4, 2014 from the Dodgers.
- In 2013, played with Tacoma (Triple-A, Seattle), Seattle and Norfolk (Triple-A, Baltimore)...hit a combined .245/.299/.421 with 15 home runs, 65 runs batted in, 20 doubles and five triples.
- Appeared in eight games with the Mariners in 2013 at the age of 24 and finished 1-for-17.
- Traded from Seattle to Baltimore in July, 2013...optioned to Norfolk...played 49 games with the Tides at first and third base where he hit .222 with four home runs and 22 RBIs.
- Has played in a total of 61 Major League games with Seattle from 2011 to 2013.
- Had his longest stretch in the big leagues during 2012...played in 38 games batting .224/.278/.353 with three home runs, 10 RBIs, and four doubles.
- Hit a career-high 30 home runs with Tacoma during 2011 with 104 runs batted in while tabbing 32 doubles throughout the season.
- Named a Southern League All-Star and West Tennessee Most Valuable Player during 2010 after hitting .281 with 15 home runs and 92 RBIs.
- In 2009, named California League (Advanced-A) Most Valuable Player and a Mid-Season and Postseason All-Star in the California League with the High Desert Mavericks.
- Originally signed by Seattle as an amateur free agent in 2005 at the age of 16.

MISCELLANEOUS NOTES

- Full name is **Alessandro Liddi**...currently resides in Glendale, Arizona with his wife, Rosi and daughter, Alice.
- Has represented Team Italy in the World Baseball Classic in 2009, 2013 and 2017.
- He is the first Italian-born player to play in the Major Leagues.

LIDDI'S CAREER STATISTICS

Year	Team	Level	AVG	G	AB	R	H	2B	3B	HR	RBI	BB	SO	SB	CS	SF	SAC	HBP	GDP	OBP	SLG
2006	AZL Mariners	Rok	0.313	47	182	31	57	13	6	3	25	12	48	9	2	2	0	1	2	0.355	0.500
	Wisconsin	A	0.184	11	38	4	7	1	0	0	2	1	8	0	1	1	0	0	2	0.200	0.211
2007	Wisconsin	A	0.240	113	400	41	96	28	3	8	52	36	123	5	4	4	6	5	4	0.308	0.385
2008	Wisconsin	A	0.244	125	447	65	109	26	4	6	53	42	115	17	5	2	1	4	9	0.313	0.360
2009	High Desert	A+	0.345	129	493	97	170	44	5	23	104	53	122	10	6	8	3	8	11	0.411	0.594
2010	West Tenn	AA	0.281	134	502	78	141	37	8	15	92	50	145	5	7	2	4	7	17	0.353	0.476
2011	Tacoma	AAA	0.259	138	559	121	145	32	3	30	104	61	170	5	1	10	2	5	14	0.332	0.488
	SEATTLE	MLB	0.225	15	40	7	9	3	0	3	6	3	17	1	0	0	0	1	1	0.295	0.525
2012	Tacoma	AAA	0.270	76	296	39	80	18	2	11	30	24	75	9	6	2	0	1	9	0.325	0.456
	SEATTLE	MLB	0.224	38	116	8	26	4	1	3	10	9	49	2	1	1	0	0	0	0.278	0.353
2013	SEATTLE	MLB	0.059	8	17	0	1	1	0	0	0	1	7	0	0	0	0	0	0	0.111	0.118
	Tacoma	AAA	0.263	59	240	46	63	9	2	11	43	20	86	7	1	0	1	1	6	0.322	0.454
	Norfolk	AAA	0.222	49	185	20	41	11	3	4	22	11	58	4	1	0	1	1	6	0.269	0.378
2014	Charlotte	AAA	0.171	22	76	6	13	1	0	3	7	3	27	1	1	0	2	0	4	0.203	0.303
	Albuquerque	AAA	0.219	44	146	22	32	8	0	6	16	19	53	0	2	0	0	1	4	0.313	0.397
	Chattanooga	AA	0.216	36	116	16	25	4	2	2	22	13	47	2	2	1	1	2	2	0.303	0.336
2015	Northwest Arkansas	AA	0.287	128	481	65	138	39	6	13	56	25	128	8	3	4	1	3	7	0.324	0.474
2016	Quintana Roo	AAA	0.281	110	409	72	115	28	4	23	91	44	118	11	2	6	1	2	8	0.349	0.538
2017	Tijuana	AAA	0.235	106	396	65	93	10	2	17	65	51	115	10	1	3	1	3	11	0.325	0.399
Mexican League Totals			0.258	216	805	137	208	38	6	40	156	95	233	21	3	9	2	5	19	0.337	0.470
Minor League Totals			0.268	1111	4161	651	1117	271	44	135	628	370	1205	82	42	36	22	39	97	0.331	0.452
Major League Totals			0.208	61	173	15	36	8	1	6	16	13	73	3	1	1	0	1	1	0.266	0.370



JACK LOPEZ

**BATS:** Right**THROWS:** Right**HEIGHT:** 5-9**WEIGHT:** 170**BORN:** December 6, 1992 in Rio Piedras, Puerto Rico**RESIDES:** Toa Alta, Puerto Rico**OPENING DAY AGE:** 25**ACQUIRED:** Selected in the 16th round in 2011 June Draft from Deltona (Fla.) HS**MINOR LEAGUE SEASONS:** 6

2017 SEASON

- Spent majority of 2017 in Northwest Arkansas...had a three-week stint in Triple-A, Omaha from July 17 to Aug. 7...played in 113 games total slashing .261/.313/.339 between the two levels, setting a career-high in hits (111).
- Named a Texas League Mid-Season All-Star for the first time in his career...started the game at second base and finished 1-for-4.
- Recorded his second career multi-home run game on May 26, first since May 16, 2016 with the Naturals...tabbed four RBIs in the two-home run performance against Midland.
- Ranked seventh in the Texas League with 19 stelas in 26 attempts...recorded 20 thefts overall, the first time he's accomplished that feat since 2014 with Wilmington (Advanced-A).
- Started at three different positions for the Naturals, making 43 starts at second base, 36 at third and 12 at shortstop...posted a .991 fielding percentage at second base, committing just two errors in 211 chances.

AWARDS/HONORS

2017 Texas League Mid-Season All-Star

2014 Santurce Rookie of the Year (PRWL)

CAREER HIGHLIGHTS

- Spent 2016 in Northwest Arkansas...played in 83 games for the Naturals batting .187 with six home runs, 25 RBI, seven doubles and a triple...stole nine bases in 13 attempts.
- Recorded his first career multi-homer game on May 16 v. Arkansas, hitting a two-run homer in the 5th and a game-tying homer in the 7th in the Naturals' 6-5 win.
- Played for los Tiburones de Aguadilla in the Puerto Rican Winter League in the 2016 off-season...ranked third in the circuit in at-bats (145) and second in stolen bases (7)...hit .269 in 37 games with nine RBI.
- Spent 2015 season in Wilmington (Advanced-A)...played in 116 games, third most on the team...posted career-highs in home runs and RBIs.
- Played all of 2014 with Wilmington...began the month of May going 11-for-26 (.423) with two doubles, a RBI, and three multi-hit games.
- Rated by *Baseball America* as having the "Best Infielder Arm" entering 2014.
- Spent all of 2013 with Wilmington and tied for fifth in the Carolina League in stolen bases and tied for seventh in triples.
- Drove in a career-best seven RBI on May 11, 2013 going 3-for-5 with a home run and a triple with two runs scored in the Blue Rocks 18-5 win at Frederick.
- Split his first season in professional baseball between Idaho Falls (R) and Kane County (A).

MISCELLANEOUS NOTES

- Full name is **Jack Henry Lopez**...resides in Toa Alta, Puerto Rico with his fiancée, Paige Palmer and the couple's daughter, Luna Mia.
- Graduated from Deltona High School (Fla.), 2011...batted .462 with 10 home runs and 34 RBI as a senior...bypassed an opportunity to play at the University of Miami by signing with the Royals.
- Father, Juan, played in the minor leagues for Cleveland, Houston and San Francisco and was the bullpen coach of the Cincinnati Reds from 2007-13...nephew of former Royals infielder Onix Concepcion.

LOPEZ'S CAREER STATISTICS

Year	Team	Level	AVG	G	AB	R	H	2B	3B	HR	RBI	BB	SO	SB	CS	SF	SAC	HBP	GDP	OBP	SLG
2012	Idaho Falls	Rok	.385	3	13	6	5	0	1	0	3	2	1	1	0	0	0	0	0	.467	.538
	Kane County	A	.222	64	261	30	58	9	2	0	16	14	43	14	4	1	8	4	4	.271	.272
2013	Wilmington	A+	.023	124	478	62	110	10	6	4	45	36	89	27	11	1	11	10	5	.297	.301
2014	Wilmington	A+	.215	108	405	34	87	19	2	1	29	27	66	23	9	0	5	6	9	.274	.279
2015	Wilmington	A+	.238	116	429	52	102	15	1	6	43	32	88	13	10	3	16	7	12	.299	.319
2016	Northwest Arkansas	AA	.187	83	267	25	50	7	1	6	25	14	60	9	4	1	6	2	9	.232	.288
2017	Omaha	AAA	.145	18	62	2	9	2	0	0	1	4	18	1	1	0	1	0	0	.197	.177
	Northwest Arkansas	AA	.281	95	363	42	102	12	2	5	29	20	86	19	7	0	7	8	2	.332	.366
Minor League Totals			.230	611	2278	253	523	74	15	22	191	149	451	107	46	6	54	37	41	.287	.304

NICKY LOPEZ INF

BATS: Left **THROWS:** Right **HEIGHT:** 5-11 **WEIGHT:** 175


BORN: March 13, 1995 in Naperville, Illinois

RESIDES: Bolingbrook, Illinois

OPENING DAY AGE: 23

ACQUIRED: Selected in the 5th round in 2016 June Draft from Creighton Univ.

MINOR LEAGUE SEASONS: 2



2017 SEASON

- Named Wilmington (Advanced-A) Player of the Year, splitting the season between the Blue Rocks and Northwest Arkansas...combined to hit .279/.348/.356 (144-for-517) between the two stops.
- Selected to the Carolina League All-Star Game...started for the North Division All-Stars at shortstop and went 1-for-2 with a run scored and a stolen base out of the leadoff spot.
- Tied for third in the Carolina League in triples (7), despite playing in just 70 games before his promotion...would have tied for second in the league in batting average (.295) and third in on-base percentage (.376), if he had reached the minimum number of at-bats to qualify.
- Hit .303/.382/.416 (83-for-274) with 11 doubles, seven triples, two homers and 42 runs scored during the first half of the season...promoted to Double-A on June 26 and played his final 59 games for the Nationals.
- Recorded four, four-hit games including June 30 vs. Corpus Christi and Aug. 15 at Midland as a member of the Nationals.
- Played for the Surprise Saguaros in the Arizona Fall League...ranked second in the league in batting average (.383), collecting five doubles, two triples, two homers and 15 runs scored.
- Named to the AFL All-Prospect Team as well as a "Rising Star."

AWARDS/HONORS

2017	Arizona Fall League All-Prospect Team	2017	Carolina League Mid-Season All-Star
2017	Arizona Fall League "Rising Star"	2016	MiLB.com Organizational All-Star
2017	Wilmington Player of the Year	2016	Appalachian League Postseason All-Star

CAREER HIGHLIGHTS

- Full name is **Nicholas Lopez**...resides in Bolingbrook, Ill. during the offseason.
- Graduated from Naperville Central High School (Ill.) in 2013.
- Attended Creighton University in Omaha, Neb....earned All-Big East Second Team honors as a junior, hitting .306 with 11 doubles, five triples, two homers and 11 stolen bases...drafted the highest of any player from Creighton since 1999

MISCELLANEOUS NOTES

- Graduated from Deltona High School (Fla.), 2011...batted .462 with 10 home runs and 34 RBI as a senior...bypassed an opportunity to play at the University of Miami by signing with the Royals...
- Father, Juan, played in the minor leagues for Cleveland, Houston and San Francisco and was the bullpen coach of the Cincinnati Reds from 2007-13...nephew of former Royals infielder Onix Concepcion.

 @nick3lopez

LOPEZ'S CAREER STATISTICS

Year	Team	Level	AVG	G	AB	R	H	2B	3B	HR	RBI	BB	SO	SB	CS	SF	SAC	HBP	GDP	OBP	SLG
2016	Burlington	Rok	0.281	62	231	54	65	6	5	6	29	35	30	24	4	4	3	10	3	0.393	0.429
2017	Wilmington	A+	0.295	70	285	42	84	12	7	2	27	36	23	14	8	0	2	1	3	0.376	0.407
	Northwest Arkansas	AA	0.259	59	232	26	60	6	1	0	11	16	29	7	4	0	3	2	4	0.312	0.293
Minor League Totals			0.279	191	748	122	209	24	13	8	67	87	82	45	16	4	8	13	10	0.363	0.378



RICHARD LOVELADY



LHP

BATS: Left

THROWS: Left

HEIGHT: 6-0

WEIGHT: 175

BORN: July 7, 1995 in Hinesville, Georgia

RESIDES: Midway, Georgia

OPENING DAY AGE: 22

ACQUIRED: Selected in the 10th round of 2016 June Draft from Kennesaw State

MINOR LEAGUE SEASONS: 2

2017 SEASON

- Split the season between Wilmington (Advanced-A) and Northwest Arkansas, making 21 appearances at each stop...combined to go 4-2 with a 1.62 ERA (12 ER in 66.2 IP) with 10 saves in 14 chances.
- Named Wilmington Pitcher of the Year as well as a MiLB.com Organization All-Star...selected to the Carolina League All-Star Game, tossing a scoreless eighth inning for the North Division.
- Made 15 consecutive scoreless appearances (May 7-June 30), which spanned 25.1 innings...he did not allow an unearned run over 19-straight outings (May 7-July 14).
- At Wilmington, allowed just four walks and recorded 41 strikeouts in 33.1 innings (1.08 BB/9; 11.07 K/9).
- Collected a career-high five strikeouts in an outing three times – June 8 vs. Buies Creek and June 13 at Lynchburg with Wilmington and Aug. 8 vs. Midland with Northwest Arkansas.
- Between his two stops, held left-handed batters to a .184 average (14-for-76) with just three extra-base hits (all doubles).
- Allowed a season-high three earned runs on July 28 vs. Springfield...then allowed three earned runs over his final 12 appearances with the Naturals, spanning 18.2 innings (1.45 ERA).

AWARDS/HONORS

2017	Wilmington Pitcher of the Year	2017	Carolina League Mid-Season All-Star
2017	MiLB.com Organizational All-Star		

CAREER HIGHLIGHTS

- Enters the 2018 season as the No. 25 prospect in the Royals' organization according to MLB.com.
- Made his professional debut with Surprise (Rookie) in 2016, going 2-0 with a 1.74 ERA (2 ER in 10.1 IP) with three saves in three chances in his first eight appearances.
- In 2016, promoted to Idaho Falls (Rookie) on July 28... did not allow an earned run over his first seven appearances with the Chukars (8.0 IP).

MISCELLANEOUS NOTES

- Full name is Richard Tyler Lovelady...resides in Midway, Georgia, during the offseason.
- Graduated from First Presbyterian High School in Macon, Ga. in 2013.
- Attended both East Georgia College (2014-15) and Kennesaw State University (Ga.) in 2016...in his lone season at KSU, went 4-2 with a 2.96 ERA and 52 strikeouts in 45.2 innings...made 37 appearances, which were the second-most in program history.

@RichardLovelad1

LOVELADY'S CAREER STATISTICS

Year	Team	Level	W	L	ERA	G	GS	CG	SHO	SV	IP	H	R	ER	HR	HB	BB	SO	WP	BK	AVG
2016	AZL Royals	Rok	2	0	1.74	8	0	0	3	3	10.1	4	5	2	0	0	2	14	1	0	0.111
	Idaho Falls	Rok	0	1	1.84	13	0	0	6	7	14.2	10	4	3	0	1	7	16	2	0	0.200
2017	Wilmington	A+	1	0	1.08	21	0	0	7	8	33.1	18	5	4	0	2	4	41	2	1	0.154
	Northwest Arkansas	AA	3	2	2.16	21	0	0	3	6	33.1	28	12	8	1	0	13	36	1	1	0.228
Minor League Totals			6	3	1.67	63	0	0	19	24	91.2	60	26	17	1	3	26	107	6	2	0.184

ZACH LOVVORN RHP

BATS: Right **THROWS:** Right **HEIGHT:** 5-11 **WEIGHT:** 206

BORN: May 26, 1994 in Anniston, Alabama

RESIDES: Oxford, Alabama

OPENING DAY AGE: 23

ACQUIRED: Selected in the 6th round of the 2012 June Draft from Oxford (Ala.) HS

MINOR LEAGUE SEASONS: 6



2017 SEASON

- Pitched the entire 2017 season with the Nationals...logged a career-high 31 appearances, making 18 starts...finished 4-9 on the season with a 4.83 ERA logging 117.1 innings.
- Named the Nationals Opening Day starter...struck out eight San Antonio Missions while putting down 18 of his total 19 batters faced...the eight punchouts are the most by a starting pitcher on an Opening Day.
- Followed his up his Opening Day start with an eight strikeout performance and earned his first win of the season over Corpus Christi.
- Pitched the Nationals to a 4-0 win over Tulsa on June 16 during the eight-game road winning streak and helped set-up the First Half North Division clinching game the following night...worked 6.2 innings of shutout baseball...struck out three and walked one.
- Matched career-high 7.0 innings on May 5 at Springfield and posted a season-high nine strikeouts against the Cardinals.
- Moved to the bullpen following his June 16 start...made 13 relief appearances and posted a 4.18 ERA...logged a 5.04 ERA as a starting pitcher.

AWARDS/HONORS

2016 Wilmington Pitcher of the Year | 2015 South Atlantic League Mid-Season All-Star

CAREER HIGHLIGHTS

- Spent the entire season with the Wilmington Blue Rocks (Advanced-A)...started in 23 games of his 25 appearances...tossed a 3.95 ERA (56 ER in 127.2 IP) with 107 strikeouts and only 44 walks.
- Named the Wilmington Pitcher of the Year...ranked 6th in the Carolina League in ERA...rated as the No. 6 pitcher in the Carolina League by *Baseball America*.
- Recorded a career high 10 strikeouts in a single game on June 28 against Lynchburg...pitched in 4.2 innings, allowed 3 earned runs on 8 hits, and walked two in a 4-0 loss.
- Pitched 7.0 innings in four of his 23 starts last season working 6.0 innings or better in 10 of his 23 starts for Wilmington over the 2016 season.
- In 2015 he split time between Lexington (low-A) and Wilmington (Advanced-A) pitching a total of 264.2 innings...in 24 of his 26 appearances came in a start capacity...posted a combined ERA of 4.07, 85 strikeouts, 34 walks and converted his only save opportunity...ranked tied for third in the wins and 10th in ERA among Royals farmhands for the 2015 season.
- In 2014, with Idaho Falls (Rookie) posted an ERA of 5.00 (37 ER in 66.2 IP) over 14 appearances that included six starts...recorded 56 strikeouts, 15 walks, and one save.
- In 2013 he started in all 11 appearances, totaling 53.0 IP allowing just 22 ER (3.74 ERA). He managed to only walk 21 batters and struck out 36 batters.


MISCELLANEOUS NOTES

- Full name is **Zachary D. Lovvorn**...currently resides in Oxford, Ala.
- Graduated from Oxford High School (Ala.) where he went 5-2 with a 2.20 ERA and 75 strikeouts in 55.0 innings as a senior, helping reach oxford to a 6A State Championship...bypassed Samford to sign with the Royals.
- Father, Mike, played college baseball at both Southern Union Junior College and Jacksonville State University.

 @Lovvy28

LOVVORN'S CAREER STATISTICS

Year	Team	Level	W	L	ERA	G	GS	CG	SHO	SV	IP	H	R	ER	HR	HB	BB	SO	WP	BK	AVG
2012	AZL Royals	Rok	0	3	8.34	14	8	0	0	0	49.2	64	50	46	3	11	27	39	10	1	0.312
2013	Burlington	Rok	2	3	3.74	11	11	0	0	0	53.0	50	24	22	2	4	21	36	7	0	0.258
2014	Idaho Falls	Rok	3	6	5.00	14	6	0	0	1	66.2	83	44	37	3	7	15	56	12	3	0.303
2015	Lexington	A	5	6	4.20	14	13	0	0	1	70.2	87	42	33	5	5	15	50	4	0	0.302
	Wilmington	A+	4	5	3.93	12	11	1	0	0	66.1	65	31	29	2	1	19	35	5	0	0.258
2016	Wilmington	A+	2	15	3.95	25	23	0	0	0	127.2	134	70	56	8	7	44	107	17	0	0.270
2017	Northwest Arkansas	AA	4	9	4.83	31	18	0	0	0	117.1	142	72	63	8	5	34	93	10	0	0.298
Minor League Totals			38	38	4.62	90	72	1	0	2	434.0	483	223	223	23	35	141	323	55	4	0.283



ANDRES MACHADO



RHP

BATS: Right

THROWS: Right

HEIGHT: 6-0

WEIGHT: 175

BORN: April 22, 1993 in Carabobo, Venezuela

RESIDES: Carabobo, Venezuela

OPENING DAY AGE: 24

ACQUIRED: Signed as a non-drafted free agent, November 11, 2010

MINOR LEAGUE SEASONS: 7

2017 SEASON

- Selected from Omaha (Triple-A) on Sept. 1 by the Kansas City Royals...made his Major League debut on Sept. 2 at Minnesota, allowing six runs on four hits and three walks in 0.2 inning.
- Made his final appearance of the season on Sept. 5 at Detroit, allowing three runs on six hits in 3.0 innings of relief.
- Spent most of the season in the minors, going 8-9 with a 4.54 ERA (56 ER in 111.0 IP) in 29 appearances (16 starts) between Wilmington (Advanced-A), Northwest Arkansas and Omaha (Triple-A).
- Pitched in Wilmington through mid-July—his first experience above rookie ball—going 6-7 with two saves and a 5.03 ERA (41 ER in 73.1 IP) in 21 appearances (nine starts).
- Recorded 14 strikeouts in 7.0 innings on July 1 vs. Salem in an 8-3 win.
- Promoted to Omaha on July 23 and made seven of his next eight appearances there (one relief outing with Northwest Arkansas), going 2-2 with a 3.58 ERA (15 ER in 37.2 IP).
- Recorded 10 strikeouts in 6.2 innings on Aug. 22 in a 2-1 loss at Round Rock.

CAREER HIGHLIGHTS

- Made 13 starts with Idaho Falls (Rookie) in 2016, going 2-4 with a 3.99 ERA (26 ER in 58.2 IP) over the final three months of the season...didn't make his season debut until June 20 following recovery from Tommy John surgery.
- In 2016, ranked third in the Pioneer League in strikeouts (64) and tied for sixth in starts.
- Named Pioneer League Pitcher of the Week for the week of July 24, after allowing one hit over 5.0 scoreless innings in a 7-0 triumph over Missoula...also tossed 6.0 scoreless, one-hit innings on Aug. 28 vs. Ogden, but took a no-decision in a 2-1 Chukars victory.
- Missed the entire 2015 season due to Tommy John surgery.
- Led the Appalachian League (Rookie) in losses (8) in 2013, while pitching for Burlington

MISCELLANEOUS NOTES

- Full name is **Andres Eduardo Machado**...resides in Carabobo, Venezuela during the offseason.

MACHADO'S CAREER STATISTICS

Year	Team	Level	W	L	ERA	G	GS	CG	SHO	SV	IP	H	R	ER	HR	HB	BB	SO	WP	BK	AVG
2011	DSL Royals	Rok	0	0	4.66	7	1	0	0	0	9.2	9	6	5	0	2	11	7	3	0	0.250
2012	DSL Royals	Rok	2	1	2.87	15	3	0	4	4	37.2	37	14	12	1	3	19	27	5	0	0.270
2013	Burlington	Rok	0	8	8.34	12	11	0	0	0	45.1	75	46	42	7	6	17	21	3	0	0.373
2014	Burlington	Rok	1	2	3.63	7	0	0	0	0	17.1	12	9	7	2	0	11	15	3	0	0.182
DID NOT PITCH																					
2016	Idaho Falls	Rok	2	4	3.99	13	13	0	0	0	58.2	67	35	26	5	4	14	64	5	1	0.283
2017	Wilmington	A+	6	7	5.03	21	9	0	2	2	73.1	88	46	41	8	2	14	72	1	1	0.292
	Northwest Arkansas	AA	0	0	3.00	1	0	0	0	0	3	2	1	1	0	1	2	1	0	0	0.182
	Omaha	AAA	2	2	3.63	7	7	0	0	0	34.2	30	17	14	6	2	17	38	0	0	0.233
	KANSAS CITY	MLB	0	0	22.09	2	0	0	0	0	3.2	10	9	9	2	0	3	1	0	0	0.476
Minor League Totals			13	24	4.76	83	44	0	6	6	279.2	320	174	148	29	20	105	245	20	2	0.286
Major League Totals			0	0	22.09	2	0	0	0	0	3.2	10	9	9	2	0	3	1	0	0	0.476

YUNIOR MARTE RHP

BATS: Right **THROWS:** Right **HEIGHT:** 6-2 **WEIGHT:** 165

BORN: February 2, 1995 in Santo Domingo Norte, Dominican Republic

RESIDES: Santo Domingo, Dominican Republic **OPENING DAY AGE:** 23

ACQUIRED: Signed as a non-drafted free agent, June 25, 2012

MINOR LEAGUE SEASONS: 5



2017 SEASON

- Split the 2017 season with Wilmington (Advanced-A) and Northwest Arkansas...combined to work in 37 games, making one start...logged a 3.98 ERA (32 ER/72.1 IP) with 80 strikeouts with 47 walks...posted a 1.452 WHIP.
- Opened with Wilmington...worked in 20 games and recorded a 3-2 mark with a 2.23 ERA (9 ER/36.1 IP) with 42 strikeouts against 20 walks...earned a Carolina League Mid-Season All-Star spot.
- Promoted to Northwest Arkansas on June 29 following the All-Star break...posted an 11.1 scoreless inning streak with the Naturals from Aug. 2 to Aug. 22...held opponents to a .081 (3-for-37) average with 11 strikeouts against four walks.
- Stranded 86.7-percent of inherited base-runners leaving 13 of 15 total in Northwest Arkansas.

AWARDS/HONORS

2017	Carolina League Mid-Season All-Star	2013	DSL Royals' Pitcher of the Year
------	-------------------------------------	------	---------------------------------

CAREER HIGHLIGHTS

- Spent 2016 with Lexington (A)...appeared in 26 games, including seven starter, throwing a career-best 107.0 innings...finished 6-8 with a 4.21 ERA with a career-best 103 strikeouts against 55 walks.
- Worked a career-high 7.0 innings on July 3, 2016 against Rome...struck out five, walked two and allowed just one hit to earned the win.
- Pitched 2015 in Lexington...struck out a career-best 10 batters over 4.2 innings in a start against Greenville on Aug. 2, 2015.
- First professional season spent with the Dominican Summer League Royals...finished 4-3 in 11 appearances, making eight starts, with a 1.71 ERA...posted a 1.01 WHIP with 36 strikeouts over 47.1 innings of work.

MISCELLANEOUS NOTES

- Full name is **Yunior Marte**...currently resides in Santo Domingo Norte, Dominican Republic...first name pronounced *YOU-nehr*.
- Received the *Carlos Fortuna Award* in 2013...award presented to the best player most dedicated to improving his English, genuine work ethic and conduct on and off the field...Fortuna was a Royals' farmhand who died of liver and lung cancer in 2013 at the age of 22.

MARTE'S CAREER STATISTICS

Year Team	Level	W	L	ERA	G	GS	CG	SHO	SV	IP	H	R	ER	HR	HB	BB	SO	WP	BK	AVG
2013 DSL Royals	Rok	4	3	1.71	11	8	0	2	2	47.1	39	15	9	0	4	9	36	9	0	0.229
2014 Burlington	Rok	4	3	3.44	11	9	0	1	1	52.1	45	23	20	3	8	19	40	6	0	0.233
2015 Lexington	A	4	5	6.44	18	11	0	0	2	65.2	80	59	47	4	12	38	60	14	1	0.302
2016 Lexington	A	6	8	4.21	26	7	0	1	1	107.0	94	54	50	9	10	55	103	19	3	0.239
2017 Wilmington	A+	3	2	2.23	20	1	0	4	5	36.1	25	9	9	0	2	20	42	4	0	0.203
Northwest Arkansas	AA	1	2	5.75	17	0	0	1	2	36.0	33	23	23	5	3	27	38	4	0	0.246
Minor League Totals		22	23	4.13	103	36	0	9	13	344.2	316	183	158	21	39	168	319	56	4	0.247



ERICK MEJIA INF

BATS: Switch

THROWS: Right

HEIGHT: 5-11

WEIGHT: 185

BORN: November 9, 1994 in Villa Mella, Dominican Republic

RESIDES: Villa Mella, Dominican Republic **OPENING DAY AGE:** 23

ACQUIRED: Traded from Los Angeles (NL) as part of a three-team trade on Jan. 4, 2018

MINOR LEAGUE SEASONS: 6

2017 SEASON

- Split the season between Rancho Cucamonga (Advanced-A) and Tulsa and also appeared in one game with Oklahoma City (Triple-A) ...played in a career-high 127 games, making starts at shortstop (46), third base (39) and second base (30).
- Set career highs in doubles (21), homers (8), walks (45) and steals (28).
- Ranked third in the Texas League with 25 stolen bases in 29 attempts (86.2 percent)...his 28 thefts overall were third-most among Dodgers' minor league players.
- After a slow start, batted .306/.375/.463 (70-for-229) with 13 doubles, a triple, seven homers and 40 runs scored in 62 games after the All-Star break.
- Named Texas League Player of the Week for the week ending July 30...batted .440 (11-for-25) with two doubles, four homers and seven RBI during the week of July 24-30.
- Recorded his first two career multi-homer games, July 27 and July 30 vs. Arkansas...also set a career high with four RBI in the July 27 contest.

AWARDS/HONORS

2016 California League Postseason All-Star

CAREER HIGHLIGHTS

- Acquired by the Royals from the Dodgers on Jan. 4, 2018, in a three-team deal that also included the Chicago White Sox.
- Spent the entire 2016 season with Rancho Cucamonga, playing in 124 games...made 110 starts at shortstop and 13 at second base.
- In 2016, named a California League Postseason All-Star, batting .317/.375/.422 (85-for-268) after the break...tied for the league lead in triples (12), while he was fifth in hits (146), eighth in runs scored (78) and tied for 10th in steals (24).
- Acquired by the Dodgers from Seattle on Jan. 12, 2016, in exchange for RHP Joe Wieland.
- Limited to just 51 games in 2015 due to injury...played in 36 contests with Everett, going 18-for-18 in stolen bases, which tied for 10th in the Northwest League.
- Earned Northwest League Player of the Week honors for the week ending on Aug. 3, 2015...hit .416 (10-for-24) with two doubles, a triple and five runs scored from July 28-Aug. 3.
- In 2014, hit safely in 22 of his final 29 contests, to raise his batting average from .167 to .283 (July 18-

MISCELLANEOUS NOTES

- Full name is **Erick Augusto Mejia**...resides in Villa Mella in the Dominican Republic during the offseason.

MEJIA'S CAREER STATISTICS

Year	Team	Level	AVG	G	AB	R	H	2B	3B	HR	RBI	BB	SO	SB	CS	SF	SAC	HBP	GDP	OBP	SLG
2012	DSL Mariners	Rok	0.182	13	44	9	8	2	2	0	8	8	7	3	2	0	0	0	0	0.308	0.318
2013	DSL Mariners	Rok	0.261	24	88	16	23	3	1	0	3	14	10	11	7	1	1	1	2	0.365	0.318
	AZL Mariners	Rok	0.360	7	25	4	9	2	0	0	2	2	5	2	0	0	2	0	0	0.407	0.440
2014	AZL Mariners	Rok	0.283	38	127	23	36	3	6	1	13	16	25	13	2	1	3	0	4	0.361	0.425
2015	Clinton	A	0.269	6	26	5	7	0	1	0	3	0	4	0	0	0	1	0	0	0.269	0.346
	AZL Mariners	Rok	0.417	5	12	4	5	1	0	0	2	1	2	2	1	0	1	0	0	0.462	0.500
	Tacoma	AAA	0.000	4	5	1	0	0	0	0	0	0	3	0	0	0	0	0	0	0.000	0.000
	Everett	SS	0.282	36	131	24	37	5	1	0	11	16	22	18	0	0	2	0	1	0.361	0.336
2016	Rancho Cucamonga	A+	0.287	124	509	78	146	18	12	4	47	43	110	24	15	1	4	1	9	0.343	0.393
2017	Rancho Cucamonga	A+	0.230	24	87	14	20	4	1	1	11	8	19	3	0	1	1	0	0	0.292	0.333
	Tulsa	AA	0.289	102	356	61	103	17	3	7	30	37	78	25	4	3	5	2	3	0.357	0.413
Minor League Totals			0.279	384	1410	239	394	55	27	13	130	145	285	101	31	7	20	4	19	0.347	0.384

ANDERSON MILLER

BATS: Left **THROWS:** Left **HEIGHT:** 6-3 **WEIGHT:** 208


BORN: May 6, 1994 in Lexington, Kentucky

RESIDES: Lexington, Kentucky

OPENING DAY AGE: 23

ACQUIRED: Selected in the 3rd round of the June 2015 draft from Western Kentucky Univ.

MINOR LEAGUE SEASONS: 3



2017 SEASON

- Split the season between Wilmington (Advanced-A) and Northwest Arkansas...hit a combined .263/.330/.376 while posting career-bests in home runs (9), RBIs (56) and runs scored (54)...collected 19 doubles and posted four triples on the season.
- Began the year with Wilmington...over his final 10 games with the Blue Rocks hit .371 (13-for-35)/.450/.514 with three doubles, a triple and three runs batted in while scoring seven runs.
- Earned Carolina League Mid-Season All-Star...named Carolina League Player of the Week on May 15...hit .417 with two home runs, six RBI in the previous seven games to earn the honor.
- Joined the Nationals following the Texas League All-Star break on June 29.
- Drove in the game-winning run on July 23 v. Tulsa in the bottom of the ninth inning...posted his sixth career three-RBI game on July 18 with a home run at Springfield.

AWARDS/HONORS

2017 Carolina League Mid-Season All-Star

CAREER HIGHLIGHTS

- Miller split time with Wilmington (Advanced-A) and Lexington (A), batting for a combined .244 average (73-for-299) with a career high 20 doubles, 4 triples, 6 homers, 34 RBI and 8 stolen bases.
- With Lexington, he posted a batting average of .284 (44-for-155) and a career high in on-base percentage with .376, drawing 22 walks in 43 games...posted a career high .432 slugging percentage due to his 12 doubles, 1 triple, and 3 home runs.
- Promoted to the Wilmington Blue Rocks on July 13, 2016, where he posted a .201 batting average (29-for-144), including 8 doubles, 3 triples, and 3 home runs.
- Posted his best month of hitting in June with Lexington...went 27-for-72 (.375 BA) in 22 games played, with 8 doubles, 7 RBI and 15 walks...reached base 42 times in June, posting a .489 OBP.
- In his first season of professional baseball, Miller played for three different teams...10 games with Burlington (Rookie), 1 game with AZL Royals (Rookie), and 43 games with Lexington (A).
- In his first 10 games with of his pro career with Burlington, he batted .342 (13-for-38) with 3 doubles, 2 home runs, and 7 RBI, including 3 stolen bases.
- Finished out the 2015 season with Lexington by batting .260 (44-for-169), smacking 8 doubles, a triple, 2 homers and drove in 21 runs.
- On Aug. 3, 2015, he posted a season high 4 RBI performance on a three-run homer and an RBI single, finishing the day going 3-for-6 against Augusta.

MISCELLANEOUS NOTES

- Full name is **Anderson LaTrell Miller**...resides in Lexington, Kentucky.
- Graduated from Lafayette High School in 2012 where he finished his senior season with a .417 average and went 5-1 with a 1.71 ERA...was awarded First-Team All-State honors... Named to the Five-Star General Wall of Fame at Lafayette High School
- Attended Western Kentucky University beginning in 2013...missed most of his freshmen year with a torn labrum after sliding into second against Augusta.

MILLER'S CAREER STATISTICS

Year	Team	Level	AVG	G	AB	R	H	2B	3B	HR	RBI	BB	SO	SB	CS	SF	SAC	HBP	GDP	OBP	SLG
2015	AZL Royals	Rok	0.333	1	3	1	1	0	0	0	1	0	0	0	0	0	0	0	0	0.333	0.333
	Burlington	Rok	0.342	10	38	6	13	3	0	2	7	0	7	3	0	0	0	1	1	0.359	0.579
	Lexington	A	0.260	43	169	15	44	8	1	2	21	14	28	0	1	1	0	1	1	0.319	0.355
2016	Lexington	A	0.284	43	155	24	44	12	1	3	18	22	51	3	1	0	2	1	0	0.376	0.432
	Wilmington	A+	0.201	38	144	18	29	8	3	3	16	12	50	5	0	1	2	1	0	0.266	0.361
2017	Wilmington	A+	0.290	70	269	37	78	11	4	7	37	36	60	15	2	0	0	2	3	0.378	0.439
	Northwest Arkansas	AA	0.230	58	213	17	49	8	0	2	19	9	56	3	2	1	1	1	4	0.263	0.296
	Minor League Totals		0.260	263	991	118	258	50	9	19	119	93	252	29	6	3	5	7	9	0.327	0.386



PARKER MORIN

BATS: Left **THROWS:** Left **HEIGHT:** 5-11 **WEIGHT:** 205
BORN: July 2, 1991 in Park City, Utah
RESIDES: Overland Park, Kansas **OPENING DAY AGE:** 26
ACQUIRED: Selected in the 14th round of the 2012 June draft from Univ. of Utah
MINOR LEAGUE SEASONS: 5

2017 SEASON

- Injuries limited Morin to just 48 games between Northwest Arkansas, Triple-A, Omaha and Surprise (Rookie)...placed on the disabled list on June 25 and wasn't activated until Aug. 22, following an eight-game rehab in Surprise...missed a total of 51 games.
- Combined to hit .190 (29-for-153) with six doubles and a triple on the season.
- Pitched 0.2 innings in NWA's 16-8 loss in Game 4 of the North Division Championship Series at Tulsa.
- Threw out 13 of 38 attempted base stealers (34.2 percent) and played error-free in 44 games.

AWARDS/HONORS

2015	Mike Sweeney Award (best represents org.)	2015	USA Baseball Premier 12 Tournament
------	---	------	------------------------------------

CAREER HIGHLIGHTS

- Spent the entire 2016 season at Omaha (Triple-A), batting .184 (43-for-234) with eight doubles, one triple and one homer.
- His 76 games played were his highest total since appearing in a career-high 88 games in his first full season in the minors (2013).
- Hit his lone home run of the season on August 20 v. Nashville, a solo shot, in a 1-for-4 day.
- Missed the first two months of 2016 due to injury, but returned in June and hit a career-best .309 over the final 56 games of the season with the Naturals...Tied for fifth in the Texas League with five triples.
- Delivered a walk-off single to score **Bubba Starling** from first base in Game #1 of the North Division Championship Series against the Arkansas Travelers on Sept. 9, 2016 in a 4-3 win.
- Played for the USA Baseball squad that finished second to South Korea in the Premier 12 Tournament in November.
- Rated as the "Best Defensive Catcher" in the Royals' minor league system by Baseball America entering the 2014 season...threw out 32.8 percent of would-be base stealers (24-of-73), making 52 starts behind the plate.
- Spent a majority of the year with Northwest Arkansas (AA), but made stops in Idaho Falls (Rookie) and Omaha (AAA)...spent his first full professional season (2013) with Wilmington (A-Advanced).
- Tied for second among Pioneer League (Rookie) catchers with three triples in 2012.

MISCELLANEOUS NOTES

- Full name is **Parker M. Morin**...resides in Overland Park, Kansas with his fiancé, Kenzie
- Morin graduated from Park City (Utah) High School in 2009...a three-time all-state selection.
- Attended the College of Southern Idaho...hit .372 as a sophomore, before transferring to the University of Utah.
- With the Utes, led the club with a .314 batting average, 11 doubles, three homers and 35 RBI in 2012.
- Younger brother, Blake, plays baseball and catches at Western Nevada College.

 @ParkerMorin21

MORIN'S CAREER STATISTICS

Year	Team	Level	AVG	G	AB	R	H	2B	3B	HR	RBI	BB	SO	SB	CS	SF	SAC	HBP	GIDP	OBP	SLG
2012	Idaho Falls	Rok	0.267	55	195	30	52	10	3	4	21	8	36	1	0	1	0	2	4	0.301	0.410
2013	Wilmington	A+	0.226	88	297	32	67	13	2	1	30	29	68	4	3	8	3	3	3	0.294	0.293
2014	Idaho Falls	Rok	0.200	7	30	3	6	1	0	1	4	0	7	0	0	0	0	0	1	0.200	0.333
	Northwest Arkansas	AA	0.206	55	189	13	39	7	0	3	16	12	59	0	1	0	4	2	9	0.261	0.291
	Omaha	AAA	0.000	1	3	0	0	0	0	0	0	1	1	0	0	0	0	0	0	0.250	0.000
2015	Wilmington	A+	0.000	3	8	0	0	0	0	0	1	0	1	0	0	1	0	1	0	0.100	0.000
	Northwest Arkansas	AA	0.309	56	178	23	55	10	5	4	30	11	36	1	1	1	1	0	1	0.347	0.489
2016	Omaha	AAA	0.184	76	234	21	43	8	1	1	22	23	67	0	0	2	4	0	3	0.255	0.239
2017	Omaha	AAA	0.167	23	72	4	12	3	0	1	10	1	15	0	0	1	0	1	1	0.187	0.250
	AZL Royals	Rok	0.280	7	25	3	7	2	1	1	6	1	2	0	0	0	0	0	1	0.308	0.560
	Northwest Arkansas	AA	0.179	18	56	5	10	1	0	0	4	3	20	0	0	2	0	2	0	0.238	0.196
Minor League Totals			0.226	389	1287	134	291	55	12	16	144	89	312	6	5	16	12	11	23	0.279	0.325

JAKE NEWBERRY RHP

BATS: Right **THROWS:** Right **HEIGHT:** 6-2 **WEIGHT:** 195

BORN: November 20, 1994 in San Diego, California

RESIDES: San Diego, California

OPENING DAY AGE: 24

ACQUIRED: Selected in the 37th round of the 2012 June Draft from Mira Mesa HS

MINOR LEAGUE SEASONS: 6



2017 SEASON

- Split the year with the Naturals and Omaha (Triple-A)...combined to go 6-4 with a 2.61 ERA...worked in a career-high 43 games and posted a career-best 15 saves...struck out 44 over 62.0 innings of work with 26 walks...owned a WHIP of 1.306.
- Ranked first amongst Royals' farmhands with 15 saves...finished third-most in the Texas League in the same category.
- Finished strong with the Naturals posting a 1.56 ERA (7ER/17.1 IP) in his final 14 games with 10 strikeouts.
- Named a Texas League Mid-Season All-Star...recorded a scoreless inning streak of 9.1 innings from April 7 to April 20.
- Held the first batter faced to a .185 (10-for-54) average while pitching with the Naturals.
- Promoted to Omaha on Aug. 8
- Appeared in seven games for Omaha working to a 5.56 ERA (6 ER/11.1 IP) with 11 strikeouts against seven walks.

AWARDS/HONORS

2017 Texas League Mid-Season All-Star


2016 Arizona Fall League Participant

CAREER HIGHLIGHTS

- Split time in the 2016 season with Lexington (A) and Wilmington (Advanced-A)...pitched six games with Lexington then 29 with Wilmington...combined for a 3-2 record and a 2.56 ERA with a career best, 62 strikeouts over the two levels.
- With Wilmington, he finished the rest of the season with a 3-2 record and an ERA of 3.00 (19 ER in 57.0 IP) as well as recording 51 Ks, 16 walks, held his opponents to a .224 batting average, and converted all 3 save attempts.
- Ranked 3rd among Carolina League Relievers in BB/9 (2.37) and ranked 4th in opponents' average (.224).
- Spent the 2015 season with Lexington (low-A), posting a 4-2 record in 35 appearances as a reliever. He finished the season with a 5.04 ERA (34 ER in 60.2 IP) recording 55 strikeouts and 18 walks, as well as completing 8 saves of 10 chances.
- In 2014 with Idaho Falls, ranked among Pioneer League Leaders in wins (tied for 2nd), 6th in WHIP (1.41), 8th in ERA (4.50), 8th in strikeouts (65), and 10th in IP (68.0).
- Recorded his career highest number of strikeouts in a game with 7 on Aug. 16...threw 6.0 innings, allowed 3 earned runs on 7 hits in a 2-3 loss to Missoula...tied his record on Sept. 1 against Ogden, pitching in 6.0 innings and allowed 2 earned runs on 7 hits.
- In 2013, with Burlington (Rookie), he pitched in 11 games, making 6 starts. He posted a 1-1 record with a 2.68 ERA (14 ER in 47.0 IP). By the end of the season he had recorded 50 strikeouts, 24 walks, and held his opponents to a .223 batting average.

MISCELLANEOUS NOTES

- Graduated from Mira Mesa High School (Calif.) in 2012, where he went 7-1 with a 1.08 ERA over 58.1 IP as a senior and hit .408 at the plate...drafted in the 37th round by the Royals out of high school.

 @jake_newby1

NEWBERRY'S CAREER STATISTICS

Year	Team	Level	W	L	ERA	G	GS	CG	SHO	SV	IP	H	R	ER	HR	HB	BB	SO	WP	BK	AVG
2012	AZL Royals	Rok	1	0	2.81	11	0	0	0	1	16.0	13	6	5	1	0	8	12	2	0	0.232
2013	Burlington	Rok	1	1	2.68	11	6	0	1	2	47.0	39	19	14	3	0	24	50	9	0	0.223
2014	Idaho Falls	Rok	6	4	4.50	13	10	1	0	0	68.0	74	37	34	3	4	22	65	5	0	0.286
2015	Lexington	A	4	2	5.04	35	0	0	8	10	60.2	66	38	34	4	1	18	55	2	1	0.277
2016	Lexington	A	0	0	0.00	6	0	0	0	0	9.2	7	4	0	0	0	2	11	1	0	0.179
	Wilmington	A+	3	2	3.00	29	0	0	3	3	57.0	48	22	19	4	2	16	51	5	0	0.224
2017	Northwest Arkansas	AA	4	2	2.13	36	0	0	15	17	50.2	45	17	12	3	0	19	33	3	1	0.237
	Omaha	AAA	2	2	4.76	7	0	0	0	1	11.1	10	7	6	1	0	7	11	2	0	0.213
Minor League Totals			21	13	3.48	148	16	1	27	34	320.1	302	150	124	19	7	116	288	29	3	0.248



EMILIO OGANDO LHP

BATS: Left **THROWS:** Left **HEIGHT:** 6-2 **WEIGHT:** 180

BORN: August 13, 1993 in Farmington, Massachusetts

RESIDES: Valrico, Florida **OPENING DAY AGE:** 24

ACQUIRED: Selected in the 12th round of the June 2014 draft from St. Thomas (Fla.) Univ.

MINOR LEAGUE SEASONS: 4

2017 SEASON

- Pitched across three levels in 2017...opened up in Wilmington (Advanced-A), joined the Naturals after the first month of the season and made a cameo appearance in Omaha (Triple-A) on Aug. 8.
- Combined to post an 11-10 record with a 3.72 ERA...logged a career-high 164.1 innings with 110 strikeouts against 48 walks...recorded a 1.29 WHIP in 29 total starts.
- Ranked fourth in the Texas League in ERA (3.45).
- Pitched the game that clinched the First Half Texas League North Division over the Tulsa Drillers on Saturday, June 17...worked 7.0 innings, allowed one run on six hits and struck out four hitters in the Naturals 4-1 deciding win.
- Ogando and teammate, **Foster Griffin**, became the second tandem of teammates to notch double-figure wins in a season joining **Blake Johnson** and **Dan Cortes** who accomplished the feat in 2008.
- Posted a quality start in 13 of his 23 starts for the Naturals.
- Made his lone start for Omaha on Aug. 8 at Memphis...worked 5.0 innings, allowed a run on four hits and struck out two.
- Posted a 7-3 mark at Arvest Ballpark with a 2.84 ERA (20 ER/63.1 IP) with a .261 opponents' average...finished 3-7 on the road in 12 starts with a 4.00 ERA (31 ER/69.2 IP).

AWARDS/HONORS

2016 South Atlantic League Mid-Season All-Star

CAREER HIGHLIGHTS

- Pitched the 2016 season with Lexington (A) for the second consecutive season...finished 7-10 with a 3.80 ERA while racking up 130 strikeouts (career-high) over 132.2 innings of work.
- Spent all of 2016 with Lexington (A)... named a South Atlantic League Mid-Season All-Star...opened the season in relief before joining the Legends rotation on April 27
- Ranked fourth among Royals' farmhands in strikeouts with a career-high 130 for Lexington...ranked seventh among qualified starts in the organization with a 3.80 ERA for the 2016 season.
- Recorded eight strikeouts in three different starts for Lexington during 2016...had six or more strikeouts in 14 of his 25 outings for Lexington.
- Pitched 2015 in Lexington, striking out 78 hitters over 92.1 innings with 40 walks...posted a season-high seven strikeouts on July 6, 2015 v. Asheville with one walk over 7.0 innings in a nodecision effort.
- Spent his first season of professional baseball in Idaho Falls (Rookie) working as both a starter and
- reliever...made five starts recording an 0-1 record with a 6.55 ERA...went 2-1 as a reliever with a 0.93 ERA (2 ER in 13.0 IP) with nine strikeouts and six walks.

 @og_emilio

MISCELLANEOUS NOTES

- Full name is **Emilio Adolfo Ogando**...currently resides in Valrico, Florida.
- Selected by the Royals in the 12th round in 2014 out of St. Thomas University in Miami Garden, Fla., an NAIA school after his junior campaign...finished 7-2 in 2014 for the Bobcats with a 2.34 ERA...recorded a team-best 104 strikeouts over 84.2 IP and named First-Team All-Sun Conference.
- Pitched at Durant High School in Plant City, Fla., the alma mater of former big leaguer and current Washington National, Ryan Raburn...currently resides in Valrico, Fla.

OGANDO'S CAREER STATISTICS

Year	Team	Level	W	L	ERA	G	GS	CG	SHO	SV	IP	H	R	ER	HR	HB	BB	SO	WP	BK	AVG
2014	Idaho Falls	Rok	2	2	2.97	13	5	0	0	1	30.1	25	14	10	2	0	17	27	3	0	0.229
2015	Lexington	A	5	8	4.19	26	4	0	0	0	92.1	100	59	43	8	6	40	78	11	0	0.278
	Lexington	A	7	10	3.80	25	20	0	0	0	132.2	126	71	56	14	4	35	130	10	0	0.249
2017	Wilmington	A+	1	0	5.47	5	5	0	0	0	26.1	30	16	16	5	0	9	25	6	0	0.291
	Omaha	AAA	0	0	1.80	1	1	0	0	0	5.0	4	1	1	0	0	3	2	0	0	0.222
	Northwest Arkansas	AA	10	10	3.45	23	23	0	0	0	133.0	130	62	51	15	4	36	83	3	1	0.255
Minor League Totals			25	30	3.80	93	58	0	0	1	419.2	415	223	177	44	14	140	345	33	1	0.258

COREY RAY RHP

BATS: Right **THROWS:** Right **HEIGHT:** 6-4 **WEIGHT:** 195
BORN: December 15, 1992 in Houston, Texas
RESIDES: Spring, Texas **OPENING DAY AGE:** 25
ACQUIRED: Selected in the 5th round of the June 2015 draft from Texas A&M
MINOR LEAGUE SEASONS: 4



2017 SEASON

- Pitched the entire 2017 season with the Nationals...posted career-highs in starts (29), innings (143.0 IP) and strikeouts (93)...finished 6-12 with a 5.41 ERA in his first season in Double-A.
- Matched teammate **Emilio Ogando** for most starts by a Royals' farmhand and tied for the most in the Texas League with former Oakland farmhand and currently Royals' prospect, **Heath Fillmyer**.
- His 29 starts are the most by a starting pitcher in a single-season in franchise history.
- Pitched first career complete game shutout and the third in Nationals' franchise history on June 8 against Springfield...scattered four hits, struck out four batters and did not issue a walk in the appearance...threw 88 pitches over 9.0 scoreless frames with 60 strikes...it is the fewest pitches thrown in a complete game by a Nationals' pitcher ever.
- Joined **Andy Ferguson** and **Brooks Pounders** as the only other pitcher to toss a complete game, regular-season shutout in franchise history...Ferguson did his on July 19, 2014 at Springfield...Pounders performed his on June 27, 2013 at home v. Midland in a no-hitter fashion.

CAREER HIGHLIGHTS

- Ray split time in the 2016 season with Lexington (low-A) and Wilmington (Advanced-A)...spent a majority of the time with Wilmington, making 19 appearances as the starting pitcher.
- With Wilmington in 2016, he started in all 19 of his appearances. He finished out the season with a 8-6 record with a 4.13 ERA (46 ER in 100.1 IP), 87 strikeouts and 35 walks...led Wilmington in wins (8)...fourth on the team in games started...ranked fourth on the team in strikeouts.
- Finished the season strong by going 2-0 in his last five starts, posting an ERA of 0.62 (2 ER in 29.0 IP), striking out 35 (final game a season high with nine strikeouts in 5.1 IP), and only walking four.
- Recorded a season high nine strikeouts against Frederick on Sept. 4...pitched 5.1 innings in the contest without allowing a run on six hits, and walked six batters in the 5-3 victory over the Keys.
- He spent the entire 2015 season with Lexington (A) appearing in 25 games, 18 of which were starts...he posted a 5-7 record with a 6.06 ERA (72 ER in 107.0 IP) and struck out 88.
- In 2014, he began with the Royals organization in Burlington (Rookie), where he pitched in 11 games, 9 of which were starts, and finished the season with a 1-2 record, a 3.05 ERA (15 ER in 44.1 IP), struck out 36 and only walked 10.


MISCELLANEOUS NOTES

- Full name is **Corey Austin Ray**...currently resides in Spring, Texas
- Attended Texas A&M from 2011-2014 where he went 6-1 with a 1.91 ERA in 37.2 innings as a junior.
- In 2011 Corey graduated from Klein High School, where he led the school to two consecutive state tournament appearances.

 @CoreyRay22

RAY'S CAREER STATISTICS

Year	Team	Level	W	L	ERA	G	GS	CG	SHO	SV	IP	H	R	ER	HR	HB	BB	SO	WP	BK	AVG
2014	Burlington	Rok	1	2	3.05	11	9	0	0	0	44.1	48	15	15	1	0	10	36	5	0	0.282
2015	Lexington	A	5	7	6.06	25	18	0	0	1	107.0	138	85	72	6	4	42	88	9	1	0.317
2016	Lexington	A	2	1	3.92	8	8	1	0	0	39.0	46	26	17	3	0	10	32	3	0	0.293
	Wilmington	A+	8	6	4.13	19	19	0	0	0	100.1	97	58	46	9	2	35	87	15	1	0.246
2017	Northwest Arkansas	AA	6	12	5.41	29	29	1	0	0	143.0	170	97	86	20	1	59	93	15	1	0.298
Minor League Totals			22	28	4.90	92	83	2	0	1	433.2	499	281	236	39	7	156	336	47	3	0.289



JARED RUXER



RHP

BATS: Right

THROWS: Right

HEIGHT: 6-3

WEIGHT: 200

BORN: July 29, 1992 in Indianapolis, Indiana

RESIDES: Indianapolis, Indiana

OPENING DAY AGE: 25

ACQUIRED: Acquired in a trade from Los Angeles (AL) on Nov. 1, 2016

MINOR LEAGUE SEASONS: 3

2017 SEASON

- Spent the majority of the season in Wilmington (Advanced-A)...made a brief stop in Northwest Arkansas in late-May making a spot-start at Springfield on May 21...made two relief outings for the Nationals on May 26 and May 31.
- Made 24 appearances, including 17 starts, for Wilmington...posted career-highs in innings (115.2 IP) and appearances (27) combined between the two levels.
- Matched a career-best eight strikeouts on Aug. 12 against Salem...worked 5.0 innings, allowed four runs on five hits and walked two...previously struck out eight hitters on two occasions during 2016.
- Posted four quality starts with the Blue Rocks working 7.0 innings -- career-high -- in two starts...best start came on July 3, 2017 v. Salem...allowed a run on four hits and struck out four...had not worked past the sixth inning in any previous start prior to 2017.
- Struck out five hitters or better in seven of his 24 appearances for the Blue Rocks.
- Logged a 2.55 ERA (10 ER/35.1 IP) in 10 first half appearances including three starts with 37 strikeouts against eight walks...went 1-6 with a 3.87 ERA (32 ER/74.1 IP) in the second half with 47 strikeouts with 21 free passes.

CAREER HIGHLIGHTS

- Traded for former Natural, **Brooks Pounders**, from the Los Angeles Angels to the Royals on December 1, 2016.
- Spent the first half of the season with the Burlington Bees (Los Angeles, low-A) and the Inland Empire 66ers (Los Angeles, Advanced-A) in the Los Angeles Angels system.
- Finished second among Angels farmhands in ERA with a 3.08 ERA (min. 80.0 IP).
- Ruxer finished with a record of 1-6 mark for Inland Empire, starting in all 11 games...posted a 5.18 ERA (28 ER in 48.2 IP), 45 KS, and 18 walks in the hitter-friendly California League.
- With Burlington, ended with a record of 3-2 in 29 games, making 23 starts...finished with a 1.44 ERA (10 ER in 62.1 IP), 54 strikeouts and only 13 walks.
- Broke his career high single game strikeout count twice, once with Inland Empire and once with Burlington, with eight strikeouts...on June 28 with Burlington, Ruxer fanned eight batters in 5.0 innings against Kane County, allowing two runs on five hits...on August 4 with Inland Empire, he struck out eight against Visalia, allowing two runs on six hits...besting his previous career high of five strikeouts.
- Made his longest career start to date against Lake Elsinore while with Inland Empire...pitched 5.2 innings in his start with two strikeouts and no walks...allowed one run on four hits in the outing.
- After his first season of his professional career with Orem (Rookie), Ruxer finished with a 0-3 record and a 4.85 ERA (16 ER in 29.2 IP), fanning 33 batters and walking 11.

MISCELLANEOUS NOTES

- Graduated from Lawrence Central High School (Ind.) in 2011...selected by Cleveland in the 29th round of the First-Year Player Draft but declined offer to attend University of Louisville.
- At Louisville he was awarded with Louisville Slugger Freshmen All-American and Big East Rookie of the Year in 2012...in 2014 was Second Team All-American.

RuX40

RUXER'S CAREER STATISTICS

Year	Team	Level	W	L	ERA	G	GS	CG	SHO	SV	IP	H	R	ER	HR	HB	BB	SO	WP	BK	AVG
2015	Orem	Rok	0	3	4.85	14	11	0	0	0	29.2	30	18	16	2	0	11	33	4	1	0.261
2016	Burlington	SS	3	2	1.44	18	8	0	0	1	62.1	59	19	10	3	0	13	54	2	0	0.247
	Inland Empire	A+	1	6	5.18	11	11	0	0	0	48.2	59	32	28	2	1	18	45	5	0	0.306
2017	Northwest Arkansas	AA	0	0	16.5	3	1	0	0	0	6.0	9	11	11	4	0	7	1	1	0	0.333
	Wilmington	A+	5	7	3.45	24	17	0	0	0	109.2	113	54	42	11	2	29	84	15	1	0.268
Minor League Totals			9	18	3.76	70	48	0	0	1	256.1	270	134	107	22	3	78	217	27	2	0.271



RHP

BATS: Right

THROWS: Right

HEIGHT: 6-3

WEIGHT: 195

BORN: May 21, 1995 in Abington, Pennsylvania

RESIDES: Ponte Vedra, Florida

OPENING DAY AGE: 22

ACQUIRED: Selected in the 9th round of the June 2016 draft from Stetson Univ.

MINOR LEAGUE SEASONS: 2



2017 SEASON

- Worked across three levels in his first full professional season...opened in Lexington (A), promoted to Wilmington (Advanced-A) in early-June and finished the season with Northwest Arkansas when joined on Aug. 28.
- Combined for a 6-2 record in 35 games with a 3.18 ERA (22 ER/62.1 IP) with 66 strikeouts against 26 walks...posted a 1.28 WHIP between the three levels.
- Struck out four Arkansas Travelers in his Double-A debut on Aug. 28 marking the fourth time during the 2017 season that he accomplished the feat.
- Did not allow a run in his three outings for the Naturals.
- Stranded 81.1% (21-of-25) runners inherited on the season.
- Held opponents scoreless in 14 of his final 17 appearances of the season.

CAREER HIGHLIGHTS

- Pitched his first season in professional baseball in Burlington (Rookie) during 2016...12 of his 17 appearances were scoreless efforts...only allowed earned runs in three of the five in which he allowed the opposition to score.
- Struck out at least one hitter in all but one outing for Burlington...fanned two hitters in two of his relief appearances for the B-Royals.
- Held right-handed hitters to a .125 (5-for-40)...left-handers batted .242 (8-for-33).

MISCELLANEOUS NOTES

- Full name is **Walker Christian Sheller**...currently resides in Ponte Vedra, Florida.
- Recorded 12 saves with a 1.38 ERA as a junior in 2016 at Stetson University...struck out 44 hitters in 45.2 innings in the season.
- First player drafted by Kansas City out of Stetson since George Kauffman (1996), the grandson of the late Ewing Kauffman, the founder of the Royals'.
- Attended Lake Sumter State College in 2014.
- Graduated from ponte Vedra (Fla.) High School in 2013...closed out final two games of the 2013 Class 5A Florida State Playoffs securing a state title.

SHELLER'S CAREER STATISTICS

Year	Team	Level	W	L	ERA	G	GS	CG	SHO	SV	IP	H	R	ER	HR	HB	BB	SO	WP	BK	AVG
2016	Burlington	Rok	0	0	2.95	17	0	0	6	7	21.1	13	10	7	0	1	15	18	5	0	0.178
2017	Lexington	A	2	1	2.88	14	0	0	3	3	25.0	21	8	8	2	4	9	27	3	0	0.233
	Wilmington	A+	4	1	4.02	18	0	0	1	31.1	30	16	14	2	3	14	34	12	0	0.252	0.136
	Northwest Arkansas	AA	0	0	0.00	3	0	0	1	1	6.0	3	0	0	0	0	3	5	0	0	0.136
Minor League Totals			6	2	3.12	52	0	0	10	12	83.2	67	34	29	4	8	41	84	20	0	0.220



GLENN SPARKMAN

 **RHP**

BATS: Switch

THROWS: Right

HEIGHT: 6-2

WEIGHT: 200

BORN: May 11, 1992 in Ganado, Texas

RESIDES: San Marcos, Texas

OPENING DAY AGE: 25

ACQUIRED: Selected in the 20th round of the June 2013 draft from Wharton (Texas) JC

MINOR LEAGUE SEASONS: 5

2017 SEASON

- Limited to 12 appearances and six starts between five different stops in an injury-plagued season...that included making his big league debut with Toronto on June 30 vs. Boston.
- Recorded 1.0 inning of work in the Majors, tossing 0.2 innings against the Red Sox in his debut and 0.1 inning vs. the Sox on July 2.
- Designated for assignment on July 3 and returned to the Royals' organization after being selected in the previous Rule 5 Draft.
- Opened the season on the 10-day disabled list (fractured right thumb)...made appearances with Dunedin (A), New Hampshire (Double-A) and Buffalo (Triple-A) as part of his rehab assignment...finished the year with three outings at Northwest Arkansas, before being placed on the disabled list on July 27, which ended his season.
- Had a combined 2-4 mark and a save with a 2.37 ERA (8 ER in 30.1 IP) in a combined 10 minor league appearances (six starts).

AWARDS/HONORS

2014	Carolina League Pitcher of the Year	2014	MLB.com Organizational All-Star
2014	Wilmington Pitcher of the Year	2014	Baseball America High Class-A All-Star

CAREER HIGHLIGHTS

- Battled injuries the last three seasons, being limited to just 32 appearances (26 starts) between 2015-17.
- Made 16 combined starts between Surprise (Rookie), Lexington (A), Wilmington (Advanced-A) and Northwest Arkansas in 2016...posted a 2-7 record with a 5.22 ERA (35 ER in 60.1 IP) with 10 walks and 65 strikeouts altogether.
- Recorded just four starts in 2015 due to injury...placed on the disabled list on April 30 and missed the remainder of the season.
- Led the Carolina League in ERA (1.56) and ranked second in WHIP (0.98) and seventh in strikeouts (117) in 2014... also set career highs in starts (18), appearances (29) and innings (121.0).
- In 2014, tabbed the Wilmington Pitcher of the Year and Carolina League (A) Pitcher of the Year... also named an Organization All-Star by MiLB.com, a High Class-A AllStar by *Baseball America*.
- Made his professional debut with Idaho Falls in 2013...posted a 1.72 ERA (7 ER in 36.2 IP), while limiting opponents to a .194 average in 20 relief appearances

MISCELLANEOUS NOTES

- Full name is **Glenn Michael Sparkman**...resides in San Marcos, Texas during the offseason, with his wife, Katherine and children, Raelyn and Beau.
- Graduated from Ganado High School (Texas) in 2011.
- Pitched for two seasons at Wharton Junior College in Wharton, Texas...posted a 5-4 record with a 2.78 ERA (24 ER in 77.2 IP) with five complete games and a 0.86 WHIP in his sophomore season (2013).

 @sparkman_glenn

SPARKMAN'S CAREER STATISTICS

Year	Team	Level	W	L	ERA	G	GS	CG	SV	SVO	IP	H	R	ER	HR	HB	BB	SO	WP	BK	AVG
2013	Idaho Falls	Rok	1	0	1.72	20	0	0	2	3	36.2	25	8	7	1	1	10	47	1	1	0.194
2014	Wilmington	A+	8	3	1.56	29	18	0	1	2	121.0	94	28	21	2	0	25	117	4	4	0.213
2015	Northwest Arkansas	AA	2	2	3.60	4	4	0	0	0	20.0	17	9	8	1	1	9	21	1	0	0.233
2016	AZL Royals	Rok	1	3	5.40	7	7	0	0	0	16.2	19	12	10	1	1	1	17	2	0	0.279
	Lexington	A	0	2	6.91	3	3	0	0	0	14.1	21	11	11	2	0	3	19	1	1	0.350
	Wilmington	A+	1	0	3.86	2	2	0	0	0	11.2	9	5	5	1	2	1	9	0	1	0.209
2017	Northwest Arkansas	AA	0	2	4.58	4	4	0	0	0	17.2	21	10	9	2	0	5	20	0	0	0.296
	Dunedin	A+	0	1	0.00	1	1	0	0	0	3.1	3	3	0	0	0	1	3	0	0	0.200
	New Hampshire	AA	1	1	3.12	2	2	0	0	0	8.2	6	3	3	2	0	3	6	0	0	0.194
	Buffalo	AAA	1	2	2.25	4	1	0	1	1	8.0	7	3	2	1	0	1	3	0	0	0.250
	TORONTO	MLB	0	0	63.00	2	0	0	0	0	1.0	9	7	7	0	0	1	1	0	0	0.818
Northwest Arkansas			AA	0	0	26.01	3	2	0	0	10.1	11	3	3	0	0	5	5	0	0	0.275
Minor League Totals			15	16	2.65	79	44	0	4	6	268.1	233	95	79	13	5	64	267	9	7	0.233
Major League Totals			0	0	63.00	2	0	0	0	0	1.0	9	7	7	0	0	1	1	0	0	0.818

JOSH STAUMONT RHP

BATS: Right **THROWS:** Right **HEIGHT:** 6-3 **WEIGHT:** 200

BORN: December 21, 1993 in La Habra, California

RESIDES: La Habra Heights, California **OPENING DAY AGE:** 24

ACQUIRED: Selected in the 2nd round of the June 2015 draft from Azusa Pacific (Calif.) Univ.

MINOR LEAGUE SEASONS: 3



2017 SEASON

- Split season between Omaha (AAA) and Northwest Arkansas (AA), combining to make 25 starts (26 appearances)...posted a 6-12 record with a 5.56 ERA (77 ER in 124.2 IP).
- Fanned 138 hitters in 124.2 innings (10.0 K/9)...his strikeout total ranked second among Royals farmhands, behind only Foster Griffin's 141.
- Recorded 93 strikeouts in just 76.0 innings at Omaha.
- Posted a 3-4 mark with a 3.88 ERA (23 ER in 53.1 IP) in his first 10 starts at Omaha, before going winless with a 11.95 ERA in five June outings...optioned to Northwest Arkansas on July 5.
- Matched a career-high with 12 strikeouts twice, both with Omaha...fanned a dozen in 6.0 innings in a 3-0 win over Round Rock on April 13 and did it again in 6.2 innings on May 1 vs. Oklahoma City, taking a no-decision in a 2-1 Chasers win.
- After struggling in his first three starts with Northwest Arkansas, went 3-2 with a 2.92 ERA (12 ER in 37.0 IP) over his last six outings (July 28-Sept. 2)...held opponents to a .200 average (25-for-125) in that span.
- Held Springfield hitless over 7.0 innings, allowing one run in a 5-1 win on Aug. 23.
- Rated as the Royals' No. 1 prospect entering the season, according to Baseball America...also ranked as the No. 9 prospect in the system by MLB.com following the year.

AWARDS/HONORS

2015 *Baseball America* Rookie All-Star

CAREER HIGHLIGHTS


- Enters this season rated as the No. 4 prospect in the Royals' system by Baseball America.
- In 2016, pitched at both Wilmington (Advanced-A) and Northwest Arkansas, going 4-11 with a 4.23 ERA (58 ER in 123.1 IP) in 29 combined outings (26 starts).
- His 10 losses with the Blue Rocks tied for sixth-most in the Carolina League in 2016.
- Averaged 13.01 K/9 with Northwest Arkansas (73 K in 50.1 IP), which topped all Double-A pitchers from the time of his promotion (July 17) to the end of the season.
- In 2016, tallied a career-high 12 strikeouts on June 13, with Wilmington, in a 3-1 triumph over Winston-Salem...matched that total in his final start of the season, Sept. 5 vs. Arkansas, tossing 6.0 shutout innings in an 8-0 victory.
- Tabbed Arizona Fall League Pitcher of the Week on Oct. 22, 2016.
- Went 3-1 with a 2.48 ERA (11 ER in 40.0 IP) combined between Surprise (Rookie) and Idaho Falls (Rookie) during his first pro season in 2015...tabbed a Rookie All-Star by *Baseball America* following the season.

MISCELLANEOUS NOTES

- Full name is **Joshua Tyler Staumont**...resides in La Habra Heights, Calif.
- Graduated from La Habra High School (Calif.) in 2012... during his senior season, went 8-2 with a 2.12 ERA (21 ER in 69.1 IP) with 87 strikeouts...also recorded five complete games and two shutouts.
- Attended Biola University (2013) and Azusa Pacific University in California (2014-15)...during his final collegiate season, posted a 6-2 mark and a 3.67 ERA in 13 games (12 starts)...led the Pacwest Conference with 109 strikeouts, which also tied for sixth among all NCAA Division II pitchers.

STAUMONT'S CAREER STATISTICS

Year	Team	Level	W	L	ERA	G	GS	CG	SHO	SV	IP	H	R	ER	HR	HB	BB	SO	WP	BK	AVG
2015	AZL Royals	Rok	0	0	0.00	4	3	0	0	0	8.2	3	0	0	0	1	8	7	0	0	0.103
	Idaho Falls	Rok	3	1	3.16	14	1	0	1	1	31.1	18	11	11	0	2	24	51	9	0	0.168
2016	Wilmington	A+	2	10	5.05	18	15	0	0	0	73.0	62	49	41	3	7	67	94	16	0	0.23
	Northwest Arkansas	AA	2	1	3.04	11	11	0	0	0	50.1	42	18	17	2	4	37	73	8	0	0.232
2017	Omaha	AAA	3	8	6.28	16	15	0	0	0	76.0	64	56	53	14	8	63	93	9	2	0.227
	Northwest Arkansas	AA	3	4	4.44	10	10	0	0	0	48.2	42	25	24	2	4	34	45	6	0	0.244
Minor League Totals			13	24	4.56	73	55	0	1	1	288.0	231	159	146	21	26	233	363	48	2	0.222



FRANCO TERRERO

**RHP****BATS:** Right**THROWS:** Right**HEIGHT:** 6-0**WEIGHT:** 180**BORN:** May 20, 1995 in Las Matas de Farfan, Dominican Republic**RESIDES:** Las Matas de Farfan, Dominican Republic**OPENING DAY AGE:** 24**ACQUIRED:** Signed as a non-drafted free agent, January 16, 2014**MINOR LEAGUE SEASONS:** 4

2017 SEASON

- Pitched the entire 2017 campaign with Wilmington (Advanced-A)...appeared in 34 games in relief, tops on the club, while posting a 2.59 ERA (18 ER/62.2 IP).
- Logged the most innings amongst full-time relievers for the Blue Rocks.
- Ranked fourth amongst Carolina League relievers in opponents' batting average (.193) and fifth in fewest baserunners/9.0 innings (10.63/9.0 IP).
- Posted a 1.33 (20.1 IP/3 ER) ERA over his final eight appearances in August and September...struck out 18 hitters and walked six over that stretch while holding opponents to a .125 (8-for-64) average against.
- Struck out a season-high six hitters over 2.2 one-hit innings on Aug. 11 at Salem...he fanned six of the nine batters faced in that outing.
- Closed the season by not allowing a run over his final four appearances stretching across 9.2 innings.

CAREER HIGHLIGHTS

- Appeared in a career-high 38 games for the Lexington (A) Legends in 2016 and logged a career-best 80.1 innings of work...16 of his 38 appearances were scoreless.
- Pitched in the Arizona Rookie League for the AZL Royals and logged 51 strikeouts over 46.0 innings of work...struck out a career-best eight hitters in a relief outing on July 24, 2015 against the AZL Dodgers.
- Made professional debut with the DSL Royals in 2014...worked to a 7-5 record with a 4.01 ERA...logged a 1.20 WHIP with 36 strikeouts over 51.2 innings...made four starts for the DSL Royals.

MISCELLANEOUS NOTES

- Full name is **Franco Terrero**...currently resides in Las Matas de Farfan, Dominican Republic, which is the birthplace of **Jean Segura**, **Juan Encarnacion**, **Odalis Perez**, **Ramon Santiago** amongst others.

TERRERO'S CAREER STATISTICS

Year	Team	Level	W	L	ERA	G	GS	CG	SHO	SV	IP	H	R	ER	HR	HB	BB	SO	WP	BK	AVG
2014	DSL Royals	Rok	7	5	4.01	16	4	0	1	4	51.2	53	29	23	1	1	9	36	8	0	0.266
2015	AZL Royals	Rok	4	1	2.74	14	1	0	5	5	46.0	42	19	14	1	6	6	51	5	0	0.231
2016	Lexington	A	2	2	4.82	38	0	0	2	3	80.1	87	53	43	7	6	32	54	13	1	0.281
2017	Wilmington	A+	3	5	2.59	34	0	0	6	10	62.2	41	24	18	3	5	28	62	6	0	0.193
Minor League Totals			16	13	3.66	102	5	0	14	22	240.2	223	125	98	12	18	75	203	32	1	0.247

COREY TOUPS



BATS: Right **THROWS:** Right **HEIGHT:** 5-10 **WEIGHT:** 170

BORN: February 12, 1993 in the Woodlands, Texas

RESIDES: the Woodlands, Texas

OPENING DAY AGE: 25

ACQUIRED: Selected in the 15th round of the 2014 June draft from Sam Houston State

MINOR LEAGUE SEASONS: 3

2017 SEASON

- Split the 2017 season playing primarily in Omaha (Triple-A) and joined the Nationals on May 30...played the entire month of June with Northwest Arkansas.
- Hit a combined .245/.326/.377 with eight home runs, 38 RBIs, 19 doubles, four triples and scored 60 runs in 113 games between the two levels.
- Smacked his second career home run on Aug. 1 v. Fresno with the Storm Chasers...homered off left-hander, **Kent Emanuel**, in Omaha's 9-1 win.
- Over his final 11 games with the Nationals, hit .333/.362/.556 with two homers, six RBIs, four doubles.

AWARDS/HONORS

2016	Northwest Arkansas Player of the Year	2014	MiLB.com Organizational All-Star
2016	MiLB.com Organizational All-Star	2014	Pioneer League Postseason All-Star
2015	MiLB.com Organizational All-Star		

CAREER HIGHLIGHTS

- Split 2016 playing in 41 games for Wilmington (Advanced-A) then 81 games for the Nationals...combined to bat .268 with 35 doubles, seven triples, 12 homers and 22 stolen bases across the levels.
- Joined NWA on May 26...named Nationals July Player of the Month...batted .275 (93-for-338) with 25 doubles, 2 triples, 10 home runs, and 16 stolen bases for Northwest Arkansas....ranked ninth in league in average.
- Hit a lead-off HR in Game 2 of NDCS at Springfield...became the 4th player in franchise history to hit two home runs in a postseason game, first since 2010 (**Anthony Seratelli**, Sept. 15, 2010)
- Combined this season to hit .268 with 12 homers, 49 RBIs and 35 doubles in 127 games between Wilmington and Northwest Arkansas with a .356 on-base percentage.
- Hit 3rd lead-off home run on August 25, 2016...finished a triple shy of the cycle on August 20.
- Posted a franchise record 28-game road, on-base streak May 28 to August 9.
- Hit five triples in his first 24 games at Wilmington, ranking him third among all Class A hitters...smacked two triples in one game against Carolina on April 28.
- Named Nationals Player of the Year for 2016.
- Led the South Atlantic League in runs scored with 75, as well as ranked 10th in batting average (.291) with Lexington in 2015...batted .339 with a .492 slugging percentage after the All-Star break.
- Tied for 4th among Royals' minor leaguers in stolen bases with 31 in 36 attempts in 2015.
- Hit his first career grand slam on April 18 against the West Virginia Power in the bottom of ninth... Lexington (A) lost 8-6.
- Led the Pioneer League in on-base percentage (.453), tied for second in doubles (20), and third in runs scored (49) and OPS (.960) in 2014...earned Pioneer League post-season All-Star honors.
- On July 13, 2014 against Great Falls, Touns went 5-for-3 with 3 doubles, knocking in 2 runs, leading Idaho Falls to a 4-0 victory.

MISCELLANEOUS NOTES

- Full name is **Corey James Touns**...currently resides in the Woodlands, Texas.
- Attended Sam Houston State, where he was teammates with fellow Royals' prospect **Ryan O'Hearn**...batted .310 as a junior while leading the team in runs, while tying for the team lead in doubles (17) and stolen bases (11).
- Graduated from the Woodlands College Park (Texas) High School in 2011.

@styrofoam_cups3

VALLOT'S CAREER STATISTICS

Year	Team	Level	AVG	G	AB	R	H	2B	3B	HR	RBI	BB	SO	SB	CS	SF	SAC	HBP	GDP	OBP	SLG
2014	Burlington	Rok	.215	53	186	29	40	14	0	7	27	26	81	0	1	3	0	7	4	.329	.403
2015	Lexington	A	.219	80	279	46	61	13	3	13	40	41	105	1	0	4	1	8	3	.331	.427
2016	AZL Royals	Rok	.133	10	30	5	4	1	0	2	2	3	14	0	0	0	0	2	0	.257	.367
	Lexington	A	.246	82	272	37	67	20	0	13	44	39	118	0	0	4	0	15	0	.367	.463
2017	Wilmington	A+	.231	89	281	34	65	22	0	12	37	64	127	0	0	4	0	6	4	.380	.438
Minor League Totals			.226	314	1048	151	237	70	3	47	150	173	445	1	1	15	1	38	11	.352	.433



CHASE VALLOT

BATS: Right **THROWS:** Right **HEIGHT:** 6-0 **WEIGHT:** 235

BORN: August 21, 1996 in Lafayette, Louisiana

RESIDES: Lafayette, Louisiana

OPENING DAY AGE: 21

ACQUIRED: Selected in comp. balance round (40th) in June 2014 draft from St. Thomas More (La.) HS

MINOR LEAGUE SEASONS: 3

2017 SEASON

- Spent the entire 2017 season with Wilmington (Advanced-A)...slashed .231/.380/.438 with 12 home runs, 37 runs batted in and a career-high 22 doubles...drew a career-best 64 walks to help bolster his career-best on-base percentage...played in a career-high 89 games
- Ranked tied for sixth in the Carolina League with teammate, **DJ Burt**, in walks...his 12 home runs were third-most amongst Carolina League catchers.
- Recorded his first multi-homerun game on June 26 at Frederick, hitting a two-run shot and a solo home run in an 8-6 loss...also set career-high with four hits (4-for-4) at Frederick on May 19
- Hit two grand slams during 2017 with the first coming on May 7th and the latter on June 10th.
- Finished the season strong batting .258/.430/.495 (25-for-97) after the All-Star break, which including eight doubles and five homers in his final 33 games...drew 28 walks during that stretch.
- Enters 2018 as the No. 12 prospect in the Royals system by *Baseball America*.

AWARDS/HONORS


2016 South Atlantic League Mid-Season All-Star

CAREER HIGHLIGHTS

- Entered 2017 rated as the No. 7 prospect in the Royals system by *Baseball America*...12th rated prospect by MLB.com following the campaign
- Named a 2016 South Atlantic League All-Star, but missed the game due to injury...hit .246 (67-for-272) with 20 doubles, 13 homers, and 44 RBIs for Lexington (A)...his home run total was tied for most among SAL catchers.
- Missed over a month of the 2016 season due to injury...placed on the disabled list on June 17 and reinstated on July 20.
- Recorded a career-high six RBIs in a game on May 29, 2016 at Hagerstown...went 3-for-5 in the game, finishing a triple shy for the cycle.
- Rated as the No. 11 prospect in the Appalachian League by *Baseball America* following his first professional season in 2014.
- In his first four professional seasons, owns a 21.3-percent (73-for-342) caught stealing percentage.

MISCELLANEOUS NOTES

- Full name is **Chase Anthony Vallot**...resides in Lafayette, La. during the off-season...last name rhymes with 'follow'
- Graduated from St. Thomas Moore High School in Lafayette, La., in 2014...led his team the Class 4A state championship in 2014...named National Player of the Year by Louisville Slugger, hitting .545 with 13 home runs and 62 RBI... selected the 2014 Gatorade Player of the Year in Louisiana along with All-American honors by Perfect Game and Under Armor in 2013.
- Won the 2013 Rawlings Home Run Challenge at the Metrodome in Minneapolis, Minn., in 2013.
- Bypassed playing at Mississippi State by signing with the Royals.

 @Chase_Vallot

VALLOT'S CAREER STATISTICS

Year	Team	Level	AVG	G	AB	R	H	2B	3B	HR	RBI	BB	SO	SB	CS	SF	SAC	HBP	GDP	OBP	SLG
2014	Burlington	Rok	0.215	53	186	29	40	14	0	7	27	26	81	0	1	3	0	7	4	0.329	0.403
2015	Lexington	A	0.219	80	279	46	61	13	3	13	40	41	105	1	0	4	1	8	3	0.331	0.427
2016	AZL Royals	Rok	0.133	10	30	5	4	1	0	2	2	3	14	0	0	0	0	2	0	0.257	0.367
	Lexington	A	0.246	82	272	37	67	20	0	13	44	39	118	0	0	4	0	15	0	0.367	0.463
2017	Wilmington	A+	0.231	89	281	34	65	22	0	12	37	64	127	0	0	4	0	6	4	0.380	0.438
Minor League Totals			0.226	314	1048	151	237	70	3	47	150	173	445	1	1	15	1	38	11	0.352	0.433

MEIBRYS VILORIA

BATS: Right **THROWS:** Right **HEIGHT:** 5-11 **WEIGHT:** 220

BORN: February 15, 1997 in Cartagena, Colombia

RESIDES: Cartagena, Colombia

OPENING DAY AGE: 21

ACQUIRED: Signed as a non-drafted free agent, July 2, 2013

MINOR LEAGUE SEASONS: 4



2017 SEASON

- Spent all 2017 with Lexington (A)...appeared in a career-high 101 games...posted a .259/.313/.394 slashline for the Legends...blasted a career-high eight home runs while racking up a career-best 94 hits in a career-high 398 at-bats.
- Ranked second among South Atlantic League catchers in doubles (25) and RBIs (52)...also led the league's catchers in runners caught stealing (45) and percentage (39.8-percent).
- Tabbed South Atlantic League Player of the Week on May 7...went 9-for-19 (.474) with three doubles, two homers, five runs batted in and five walks during the week to garner the honor.
- Finished the season strong by hitting .287/.333/.425 (48-for-167) after the All-Star break, including a .312 (24-for-77) stretch with six doubles, two homers and 15 RBIs over his final 22 games.
- Collected a season-high four hits and four RBIs in a win over Asheville on Aug. 18
- Named the Royals No. 17 prospect by MLB.com following his 2017 season.
- Enters 2018 rated as the No. 24 prospect by *Baseball America*.
- Kansas City selected his contract from Lexington on Nov. 20, 2017 to add him to the 40-man roster.

AWARDS/HONORS

2016	Pioneer League Most Valuable Player	2016	<i>Baseball America</i> Rookie All-Star
2016	Pioneer League Mid/Postseason All-Star	2016	Idaho Falls Player of the Year
2016	MiLB.com Organizational All-Star	2014	DSL Royals Player of the Year

CAREER HIGHLIGHTS

- Named Idaho Falls (Rookie) Player of the Year and Pioneer League Most Valuable Player in 2016...led the league in batting average, doubles and RBIs.
- Tabbed a Pioneer League Mid-Season and Postseason All-Star, MiLB.com Organizational All-Star and *Baseball America* Rookie All-Star in 2016.
- Led all Royals' minor league players in batting average in 2016...also led the Pioneer League, throwing out 33 would-be basestealers.
- Enjoyed a Pioneer League-best 20-game hitting streak (July 7-Aug. 7, 2016), earning MiLB Player of the Month honors in the league for July.
- Named Dominican Royals Player of the Year in 2014, hitting .306 (34-for-111) with eight doubles, a triple two homers and 20 RBI in 33 games.

MISCELLANEOUS NOTES

- Full name is **Meibrys John Viloria**...currently resides in Cartagena, Colombia, the hometown of former Nationals' pitcher, **Sugar Ray Marimon**...name pronounced *May-breez*).

VILORIA'S CAREER STATISTICS

Year	Team	Level	AVG	G	AB	R	H	2B	3B	HR	RBI	BB	SO	SB	CS	SF	SAC	HBP	GDP	OBP	SLG
2014	Burlington	Rok	0.200	13	40	4	8	2	0	1	5	10	10	0	0	0	0	1	0	0.373	0.325
	DSL Royals	Rok	0.306	33	111	16	34	8	1	2	20	14	18	1	1	2	1	1	3	0.383	0.450
2015	Burlington	Rok	0.260	45	150	20	39	0	0	0	16	17	23	0	0	2	2	1	7	0.335	0.260
2016	Idaho Falls	Rok	0.376	58	226	54	85	28	3	6	55	20	36	1	1	5	0	8	8	0.436	0.606
2017	Lexington	A	0.259	101	363	42	94	25	0	8	52	25	79	4	3	1	5	4	17	0.313	0.394
Minor League Totals			0.292	250	890	136	260	63	4	17	148	86	166	6	5	10	8	15	35	0.361	0.429



JACE VINES RHP

BATS: Right **THROWS:** Right **HEIGHT:** 6-0 **WEIGHT:** 215

BORN: September 4, 1994 in Dallas, Texas

RESIDES: McKinney, Texas

OPENING DAY AGE: 23

ACQUIRED: Selected in 4th round of the June 2016 draft from Texas A&M

MINOR LEAGUE SEASONS: 2

2017 SEASON

- Pitched across three levels in 2017...opened the season in Lexington (A)...promoted to Wilmington (Advanced-A) in late-July...made a brief cameo in Omaha (Triple-A).
- Combined to work in 27 games, including 22 starts, for a career-best 146.0 innings...struck out 86 hitters and walked 38...finished 12-8 with a 3.95 ERA.
- Made 19 appearances including 14 starts for Lexington...logged a career-best 8.0 innings in a July 12 start at Delmarva...allowed two runs on five hits with five strikeouts.
- Fanned a career-best seven hitters on two separate occasions...struck out seven batter on June 4 over 7.0 innings v. Augusta...struck out seven v. West Virginia on July 5 over 6.0 innings.
- Made seven starts and logged two 7.0 inning complete games for Wilmington and induced nine ground-ball-double-plays over 40.0 innings of work...accrued a career-best three twin-killings in a start on Aug. 11 at Salem over 6.1 innings.
- Tossed 6.0 innings of two-run baseball in a spot-start for Omaha on Aug. 28 at Nashville...struck out three hitters while scattering six hits.

AWARDS/HONORS

2017 South Atlantic League Mid-Season All-Star

CAREER HIGHLIGHTS

- Pitched his first professional season splitting time between Idaho Falls (Rookie) and the AZL Royals.
- Combined to go 1-6 with a 6.59 ERA...struck out 37 batters with 18 walks over 57.1 innings.

MISCELLANEOUS NOTES

- Full name is **Jace Addison Vines**...currently resides in McKinney, Texas with his wife, Emily whom he married in January, 2018.
- Drafted following his junior season at Texas A&M...finished 6-1 with a 4.76 ERA...struck out 60 batters over 62.0 innings with a 1.48 WHIP over 17 appearances including 11 starts.
- Transferred from Tyler Junior College in 2015 to A&M...finished 10-1 with a 1.77 ERA and a 0.88 WHIP...struck out 68 hitters over 76.0 innings in 13 games including 12 starts.
- Graduated from Prosper (Texas) High School in 2014...was a high school teammate with Torii Hunter, Jr., who's father, Torii, is a native of Pine Bluff, Arkansas.

 @jeezy01

VINES' CAREER STATISTICS

Year	Team	Level	W	L	ERA	G	GS	CG	SHO	SV	IP	H	R	ER	HR	HB	BB	SO	WP	BK	AVG
2016	AZL Royals	Rok	0	0	10.80	1	0	0	0	0	1.2	3	2	2	0	0	1	2	0	0	0.375
	Idaho Falls	Rok	1	6	6.47	12	11	0	1	1	55.2	79	51	40	6	1	17	35	7	0	0.329
2017	Lexington	A	9	5	3.42	19	14	0	3	4	100.0	96	45	38	6	6	23	63	5	0	0.255
	Omaha	AAA	0	0	3.00	1	1	0	0	0	6.0	6	2	2	0	0	0	3	0	0	0.250
	Wilmington	A+	3	3	3.60	7	7	2	0	0	40.0	41	17	16	2	0	15	20	3	0	0.277
Minor League Totals			13	14	4.34	40	33	2	4	5	203.1	225	117	98	14	7	56	123	15	0	0.283

ROYALS 40-MAN ROSTER

NO.	PITCHERS (23)	B-T	HT.	WT.	BORN	BIRTHPLACE	2017 CLUB
50	<i>Miguel Almonte</i>	<i>R-R</i>	<i>6-2</i>	<i>210</i>	<i>04-04-93</i>	<i>Santiago, DR</i>	<i>NW Arkansas Omaha KANSAS CITY Tulsa (LAD) Oklahoma City KANSAS CITY Midland (OAK) KANSAS CITY Tacoma (SEA) SEATTLE KANSAS CITY OAKLAND KANSAS CITY KANSAS CITY NW Arkansas Wilmington Omaha KANSAS CITY KANSAS CITY Jackson (ARI) KANSAS CITY Wilmington NW Arkansas Omaha KANSAS CITY KANSAS CITY Omaha KANSAS CITY Okl. City (LAD) MILWAUKEE NW Arkansas Omaha KANSAS CITY Charlotte (TBR) Durham TAMPA BAY Omaha NW Arkansas Omaha</i>
58	Scott Barlow	R-R	6-3	215	12-18-92	New London, CT	
41	Danny Duffy	L-L	6-4	205	12-21-88	Goleta, CA	
49	Heath Fillmyer	R-R	6-1	180	05-16-94	Roebing, NJ	
33	Brian Flynn	L-L	6-7	250	04-19-90	Owassa, OK	
62	Sam Gaviglio	R-R	6-2	195	05-22-90	Ashland, OR	
32	Jesse Hahn	R-R	6-4	215	07-30-89	Norwich, CT	
39	Jason Hammel	R-R	6-6	225	09-02-82	Greenville, SC	
40	Kelvin Herrera	R-R	5-10	200	12-31-89	Tenares, DR	
51	<i>Tim Hill</i>	<i>L-L</i>	<i>6-2</i>	<i>200</i>	<i>02-10-90</i>	<i>Sylmar, CA</i>	
65	Jake Junis	R-R	6-2	225	09-16-92	Rock Falls, IL	
55	Nathan Karns	R-R	6-3	225	11-25-87	Franklin, PA	
56	Brad Keller	R-R	6-5	230	07-27-95	Flowery Branch, GA	
31	Ian Kennedy	R-R	6-0	200	12-19-84	Huntington Beach, CA	
56	<i>Andres Machado</i>	<i>R-R</i>	<i>6-0</i>	<i>175</i>	<i>04-22-93</i>	<i>Carabobo, VZ</i>	
37	Brandon Maurer	R-R	6-5	230	07-03-90	Newport Beach, CA	
61	Kevin McCarthy	R-R	6-3	200	02-22-92	Rockville Center, NY	
34	Trevor Oaks	R-R	6-3	220	03-26-93	Riverside, CA	
43	Wily Peralta	R-R	6-1	255	05-08-89	Samana, DR	
53	<i>Eric Skoglund</i>	<i>L-L</i>	<i>6-7</i>	<i>200</i>	<i>10-26-92</i>	<i>Sarasota, FL</i>	
64	Burch Smith	R-R	6-4	215	04-12-90	San Antonio, TX	
52	Eric Stout	L-L	6-3	185	03-27-93	Glen Elyn, IL	
45	<i>Kyle Zimmer</i>	<i>R-R</i>	<i>6-3</i>	<i>225</i>	<i>09-13-91</i>	<i>La Jolla, CA</i>	
NO.	CATCHERS (4)	B-T	HT.	WT.	BORN	BIRTHPLACE	2017 CLUB
9	Drew Butera	R-R	6-1	200	08-09-83	Evansville, IN	KANSAS CITY
35	Cam Gallagher	R-R	6-3	230	12-06-92	Lancaster, PA	Omaha KANSAS CITY KANSAS CITY Lexington
13	Salvador Perez	R-R	6-3	240	05-10-90	Valencia, VZ	
22	Meibrys Viloria	L-R	5-11	175	02-15-97	Cartagena, CO	
NO.	INFIELTERS (7)	B-T	HT.	WT.	BORN	BIRTHPLACE	2017 CLUB
19	Cheslor Cuthbert	R-R	6-1	190	11-16-92	Corn Island, NI	Omaha KANSAS CITY NW Arkansas Omaha KANSAS CITY NW Arkansas KANSAS CITY Omaha KANSAS CITY Omaha KANSAS CITY Omaha KANSAS CITY
17	<i>Hunter Dozier</i>	<i>R-R</i>	<i>6-4</i>	<i>220</i>	<i>08-22-91</i>	<i>Denton, TX</i>	
67	<i>Samir Duenez</i>	<i>L-R</i>	<i>61</i>	<i>195</i>	<i>06-11-96</i>	<i>Macuto, VZ</i>	
2	Alcides Escobar	R-R	6-1	185	12-16-86	La Sabana, VZ	
15	Whit Merrifield	R-R	6-0	195	01-24-89	Advance, NC	
27	Adalberto Mondesi	S-R	6-1	185	07-27-95	Los Angeles, CA	
62	Ramon Torres	S-R	5-11	170	01-22-93	Moncion, DR	
NO.	OUTFIELDERS (6)	B-T	HT.	WT.	BORN	BIRTHPLACE	2017 CLUB
38	Jorge Bonifacio	R-R	6-1	195	06-04-93	Santo Domingo, DR	Omaha KANSAS CITY Omaha KANSAS CITY KANSAS CITY Omaha NW Arkansas Omaha KANSAS CITY Omaha
14	Billy Burns	S-R	5-9	170	08-30-89	Atlanta, GA	
4	Alex Gordon	L-R	6-1	220	02-10-84	Lincoln, NE	
16	<i>Paulo Orlando</i>	<i>R-R</i>	<i>6-2</i>	<i>210</i>	<i>11-01-85</i>	<i>Sao Paulo, Brazil</i>	
12	Jorge Soler	R-R	6-4	215	02-25-92	La Habana, CU	
11	Bubba Starling	R-R	6-4	210	08-03-92	Gardner, KS	

Italics - played in Northwest Arkansas in 2017

NON-ROSTER INVITEES

No.	Pitchers (9)	B-T	Ht.	Wt.	Born	Birthplace	2017 Club
	Blaine Boyer	R-R	6-3	225	07-11-81	Atlanta, GA	BOSTON Pawtucket
	Scott Blewett	R-R	6-6	210	04-10-96	Baldwinsville, NY	Wilmington
	Foster Griffin	R-L	6-3	200	07-27-95	Orlando, FL	Wilmington NW Arkansas
	Mike Broadway	R-R	6-5	215	03-30-87	Paduch, KY	Syracuse (WSN) Durham (TBR) Montgomery (TBR)
	Kevin Lenik	R-R	6-5	225	08-01-91	Mission Hills, CA	Omaha Burlington Lexington Windy City (Indp)
	Richard Lovelady	L-L	6-0	175	07-07-95	Hinesville, GA	Wilmington NW Arkansas
	Seth Maness	R-R	6-0	190	10-14-88	Pinehurst, NC	KANSAS CITY OMAHA
	Glenn Sparkman	S-R	6-2	210	05-11-92	Ganado, TX	TORONTO Buffalo New Hampshire Dunedin NW Arkansas
	Josh Staumont	R-R	6-3	200	12-21-93	La Habra, CA	Omaha NW Arkansas
No.	Catchers (3)	B-T	Ht.	Wt.	Born	Birthplace	2017 Club
	Nick Dini	R-R	5-8	180	07-27-93	Monroe, NJ	Lexington NW Arkansas
	Parker Morin	L-R	5-11	195	07-02-91	Park City, UT	Omaha NW Arkansas
	Chase Vallot	R-R	6-0	215	08-21-96	Youngsville, LA	Wilmington
No.	Infielders (7)	B-T	Ht.	Wt.	Born	Birthplace	2017 Club
	Humberto Arteaga	R-R	6-0	194	01-23-94	Caracas, VZ	NW Arkansas
	Cody Asche	L-R	6-1	205	06-30-90	St. Charles, Mo.	Charlotte (CWS) CHICAGO (AL)
	Ryan Goins	L-R	5-10	180	02-13-88	Temple, TX	TORONTO
	Jack Lopez	R-R	5-8	165	12-16-92	Rio Piedras, PR	Omaha NW Arkansas
	Nicky Lopez	L-R	5-11	175	03-13-95	Naperville, IL	Wilmington NW Arkansas
	Erick Mejia	S-R	5-11	155	11-09-94	Villa Mella, DR	Okla. City (LAD) Tulsa Rancho Cucamonga
	Ryan O'Hearn	L-L	6-3	200	07-26-93	Frisco, TX	Omaha NW Arkansas
	Frank Schwindel	R-R	6-1	205	06-29-92	Livingston, NJ	Omaha NW Arkansas
No.	Outfielders (3)	B-T	Ht.	Wt.	Born	Birthplace	2017 Club
	Tyler Collins	L-L	5-11	215	06-06-90	Lubbock, TX	DETROIT Toledo
	Donnie Dewees	L-L	5-11	205	09-29-93	Inverness, FL	NW Arkansas
	Terrance Gore	R-R	5-7	165	06-08-91	Macon, Ga.	KANSAS CITY Omaha NW Arkansas

Italics - played in Northwest Arkansas in 2017

2017 REVIEW



DAY-BY-DAY FIRST HALF

Date	D/N	Opp.	W / L	Rec.	Score	Home	Road	Pos.	GB	Winning Pitcher	Losing Pitcher	Save	Time	Att.
April (9-12)														
4/6	N	SA	L	0-1	4-0	0-1	---	T-2 nd	-1.0	Lloyd	Lovvorn (0-1)		2:29	6,210
4/7	N	SA	W	1-1	6-4	1-1	---	T-2 nd	-1.0	Tenuta (R, 1-0)	Vargas	Newberry (1)	2:50	4,748
4/8	N	SA	L	1-2	5-3	1-2	---	T-2 nd	-1.0	Wieck	Selman (R, 0-1)	Nading	2:58	5,830
4/9	D	CC	L	1-3	7-3	1-3	---	4 th	-2.0	Peterson	Fernandez (R, 0-1)		2:48	5,479
4/10	N	CC	L	1-4	3-2	1-4	---	4 th	-2.0	James	Ray (0-1)	Comer	2:39	2,902
4/11	N	CC	W	2-4	12-3	2-4	---	T-3 rd	-2.0	Lovvorn (1-1)	Sneed		2:58	3,714
4/12										OFF DAY				
4/13	N	at SA	L	2-5	5-4 (14)	2-4	0-1	4 th	-2.0	Wingenter	Rico (R, 0-1)		4:30	6,617
4/14	N	at SA	L	2-6	2-0	2-4	0-2	4 th	-2.0	De Los Santos	Goudeau (R, 0-1)	Yardley	2:21	4,703
4/15	N	at SA	W	3-6	2-1	2-4	1-2	T-3 rd	-2.0	Cimber	Beal (1)		2:25	5,461
4/16	D	at CC	L	3-7	10-4	2-4	1-3	4 th	-2.5	Freeman	Fernandez (R, 0-2)		2:39	3,811
4/17	N	at CC	W	4-7	9-7 (13)	2-4	2-3	4 th	-2.5	Rico (R, 1-1)	Thompson		3:45	6,632
4/18	N	at CC	L	4-8	10-9	2-4	2-4	4 th	-3.0	Thorton	Goudeau (R, 0-2)		3:21	3,407
4/19										OFF DAY				
4/20	N	TUL	W	5-8	2-1	3-4	2-4	4 th	-3.0	Redman (R, 1-0)	Castillo	Newberry (2)	2:25	3,494
4/21	N	TUL								RAINED OUT DUE TO INCLEMENT WEATHER (MAKE-UP DATE FOR SATURDAY, APRIL 22)				
4/22	D	TUL	W	6-8	3-2 (7)	4-4	2-4	4 th	-2.0	Selman (R, 1-1)	Copping		2:00	-----
4/23	D	TUL	W	7-8	5-3 (7)	5-4	2-4	3 rd	-1.0	Ray (1-1)	Sopko	Beal (2)	1:57	4,574
4/24	D	TUL	W	8-8	10-3	6-4	2-4	T-2 nd	-1.0	Lovvorn (2-1)	Sborz		2:47	5,750
4/24	N	SPG	L	8-9	6-4	6-5	2-4	T-2 nd	-2.0	Nielsen	Selman (R, 1-2)	Echemendia	2:48	3,468
4/25	N	SPG	W	9-9	4-1	7-5	2-4	T-2 nd	-1.0	Rico (R, 2-1)	Gomber	Redman (1)	2:47	3,722
4/26	D	SPG								RAINED OUT DUE TO INCLEMENT WEATHER (MAKE-UP DATE FOR WEDNESDAY, JUNE 7)				
4/27	N	SPG	W	10-9	4-3 (11)	8-5	2-4	T-1 st	+1.5	Newberry (R, 1-0)	McKnight		3:03	3,721
4/28	N	at TUL	W	11-9	4-0	8-5	3-4	T-1 st	+2.5	Ray (2-2)	Sborz		2:39	6,017
4/29	N	at TUL								RAINED OUT DUE TO INCLEMENT WEATHER (MAKE-UP DATE FOR THURSDAY, JUNE 15)				
4/30	D	at TUL	L	11-10	4-3	8-5	3-5	2 nd	-1.0	Sierra	Redman (R, 1-1)		2:54	4,572
May (15-13)														
5/1	D	at TUL	W	12-10	7-6	8-5	4-5	T-1 st	+2.5	Almonte (1-0)	Cash	Newberry (3)	2:50	6,531
5/2	N	at SPG	W	13-10	6-5 (12)	8-5	5-5	1 st	+1.0	Goudeau (R, 1-2)	Herget		3:36	2,898
5/3	D	at SPG	W	14-10	4-1	8-5	6-5	1 st	+2.0	Ray (3-1)	Hudson	Newberry (4)	2:41	1,832
5/4	N	at SPG	L	14-11	9-1	8-5	6-6	1 st	+1.0	Pearce	Tenuta (1-1)		2:30	3,131
5/5	N	at SPG	L	14-12	4-3	8-5	6-7	T-1 st	+2.5	Flaherty	Lovvorn (2-2)	Herget	2:32	4,741
5/6	N	ARK	W	15-12	4-0	9-5	6-7	1 st	+1.0	Ogando (1-0)	Unsworth	Goudeau (1)	2:13	5,988
5/7	N	ARK	W	16-12	3-0	10-5	6-7	1 st	+1.0	Selman (R, 2-2)	Herb	Newberry (5)	2:22	3,965
5/8	N	ARK	W	17-12	3-2	11-5	6-7	1 st	+2.0	Fernandez (R, 1-2)	Tago		2:38	3,638
5/9	D	ARK	W	18-12	3-1	12-5	6-7	1 st	+2.0	Tenuta (2-1)	Caughel	Hill (1)	2:17	8,614
5/10										OFF DAY				
5/11	N	TUL	L	18-13	9-3	12-6	6-7	1 st	+1.5	Sborz	Lovvorn (2-3)		2:45	3,454
5/12	N	TUL	L	18-14	9-4	12-7	6-7	T-1 st	+2.5	Copping	Goudeau (1-1)		3:03	6,301
5/13	N	TUL	L	18-15	9-4	12-8	6-7	T-1 st	+1.5	Barlow	Ray (3-2)		3:04	6,024
5/14	D	TUL	L	18-16	10-2	12-9	6-7	T-1 st	+0.5	Hynes	Hill (R, 0-1)		2:52	4,014
5/15	N	at ARK	W	19-16	6-2	12-9	7-7	T-1 st	+2.5	Goudeau (R, 2-2)	Caughel	Selman (1)	2:34	2,371
5/16	N	at ARK	W	20-16	7-6	12-9	8-7	T-1 st	+2.5	Fernandez (R, 2-2)	Povse	Newberry (6)	2:59	2,841
5/17	N	at ARK	W	21-16	4-1	12-9	9-7	1 st	+1.0	Ogando (2-1)	Unsworth	Selman (2)	2:39	2,467
5/18	N	at ARK	L	21-17	7-3	12-9	9-8	1 st	+1.0	Herb	Ray (3-3)		2:53	3,052
5/19	N	at SPG	W	22-17	5-4 (5)	12-9	10-8	1 st	+2.0	Redman (R, 2-1)	Gomber		2:01	-----
5/20	N	at SPG	L	22-18	8-2	12-9	10-9	1 st	+1.0	Lyons	Goudeau (2-3)		3:11	6,725
5/21	D	at SPG	L	22-19	6-2	12-9	10-10	T-1 st	+1.5	Pearce	Hill (R, 0-2)		2:29	4,996
5/22	D	at SPG	L	22-20	4-0	12-9	10-11	2 nd	-1.0	Flaherty	Ogando (2-2)		2:20	3,179
5/23	N	FRI	L	22-21	7-6	12-10	10-11	2 nd	-1.5	Palmquist	Newberry (R, 1-1)		2:51	3,543
5/24	D	FRI	L	22-22	8-5	12-11	10-11	2 nd	-2.0	Sadzeck	Tenuta (2-2)		2:39	6,026
5/25	N	FRI	L	22-23	5-3	12-12	10-11	2 nd	-2.0	Jurado	Goudeau (2-4)	Garrett	2:20	3,291
5/26	N	MID	W	23-23	11-10	13-12	10-11	2 nd	-2.0	Newberry (R, 2-1)	Navas		3:22	5,393
5/27	N	MID	W	24-23	3-2	14-12	10-11	2 nd	-1.0	Ogando (3-2)	Graves	Selman (3)	2:40	4,154
5/28	N	MID	W	25-23	10-6	15-12	10-11	T-1 st	+3.5	Fernandez (R, 3-2)	Friedrichs		3:07	5,541
5/29										OFF DAY				
5/30	N	at FRI	W	26-23	5-1	15-12	11-11	T-1 st	+3.5	Griffin (1-0)	Sadzeck	Newberry (7)	2:45	4,050
5/31	N	at FRI	L	26-24	13-2	15-12	11-12	2 nd	-1.0	Jurado	Goudeau (2-5)		2:43	4,192
June (18-10)														
6/1	N	at FRI	W	27-24	6-5	15-12	12-12	T-1 st	+3.5	Lovvorn (3-3)	Ledbetter	Selman (4)	3:06	4,563
6/2	N	at MID	L	27-25	10-9	15-12	12-13	2 nd	-1.0	Trivino	Newberry (R, 2-2)		3:09	3,858
6/3	N	at MID	W	28-25	9-5	15-12	13-13	2 nd	-1.0	Edwards (R, 1-0)	Finnegan	Selman (5)	2:46	4,825
6/4	D	at MID	L	28-26	8-2	15-12	13-14	2 nd	-1.0	Holmes	Griffin (1-1)	Seddon	2:34	3,988
6/5										OFF DAY				
6/6	N	SPG	L	28-27	4-2	15-13	13-14	2 nd	-2.0	Gallen	Lovvorn (3-4)	Echemendia	3:05	4,017
6/7	N	SPG	L	28-28	5-2	15-14	13-14	2 nd	-3.0	Hudson	Ogando (3-3)		1:55	-----
6/7	N	SPG	W	29-28	5-4	16-14	13-14	2 nd	-2.0	Hill (R, 1-2)	Echemendia		2:53	3,133
6/8	N	SPG	W	30-28	5-0	17-14	13-14	2 nd	-1.0	Pearce	Ray (4-3)		2:01	4,945
6/9	N	SPG	W	31-28	5-1	18-14	13-14	T-1 st	+3.0	Griffin (2-1)	Gomber		2:17	4,965
6/10	N	ARK	L	31-29	10-1	18-15	13-14	T-1 st	+2.0	Herb	Goudeau (2-6)		2:41	6,767
6/11	D	ARK	W	32-29	10-9	19-15	13-14	1 st	+1.0	Newberry (R, 3-2)	Curtis		2:54	3,635
6/12	N	ARK	L	32-30	8-1	19-16	13-14	1 st	+1.0	DeFratus	Ogando (3-4)		2:44	3,492
6/13	D	ARK	L	32-31	11-4	19-17	13-14	T-1 st	+1.0	Unsworth	Ray (4-4)		3:01	3,975
6/14	N	at TUL	W	33-31	9-6	19-17	14-14	1 st	+1.0	Griffin (3-1)	Anderson	Newberry (8)	2:55	4,458
6/15	N	at TUL	W	34-31	4-2 (7)	19-17	15-14	1 st	+2.0	Fernandez (R, 4-2)	Spitzbarth		2:11	-----
6/16	N	at TUL	W	35-31	3-2 (10)	19-17	16-14	1 st	+2.5	Selman (R, 3-2)	Kowalczyk		2:12	5,121
6/16	N	at TUL	W	36-31	4-0	19-17	17-14	1 st	+3.0	Lovvorn (4-4)	Barlow		2:32	7,518
6/17	N	at TUL	W	37-31	4-1	19-17	18-14	1 st	+3.0	Ogando (4-4)	Spitzbarth	Edwards (1)	2:26	7,863
6/18	D	ARK								RAINED OUT DUE TO INCLEMENT WEATHER (MAKE-UP DATE FOR THURSDAY, JUNE 19)				
6/19	N	at ARK	W	38-31	3-2 (7)	19-17	19-14	1 st	+3.5	Ray (4-4)	Unsworth	Newberry (9)	1:55	-----
6/19	N	at ARK	W	39-31	3-2 (7)	19-17	20-14	1 st	+4.0	Goudeau (3-6)	Ash	Hill (2)	2:10	5,222

End of First Half
Overall: 39-31 | Home 19-17 | Road 20-14 | vs. North 29-17 | vs. South 10-14 | +4.0 GA
First Half North Division Champions

DAY-BY-DAY SECOND HALF

Date	D/N	Opp.	W / L	Rec.	Score	Home	Road	Pos.	GB	Winning Pitcher	Losing Pitcher	Save	Time	Att.
6/20	N	at ARK	W	40-31	3-1	19-17	21-14	T-1 st	+1.0	Griffin (4-1)	Herb	Edwards (2)	2:33	6,787
6/21	N	at ARK	L	40-32	1-0	19-17	21-15	T-2 nd	-1.0	Caughel	Kalish (0-1)	Curtis	2:17	6,008
6/22	N	at TUL	W	41-32	5-2	19-17	22-15	T-1 st	+1.0	Selman (R, 4-2)	Kowalczyk	Newberry (10)	2:52	5,751
6/23	N	at TUL	L	41-33	8-2	19-17	22-16	T-2 nd	-1.0	Sborz	Ogando (4-5)		2:15	7,705
6/24	N	at TUL	L	41-34	3-2	19-17	22-17	T-2 nd	-2.0	Spitzbarth	Selman (4-3)	Copping	2:30	7,082
6/25	D	at TUL	W	42-34	2-1	19-17	23-17	T-2 nd	-1.0	Griffin (5-1)	Buehler	Newberry (11)	2:26	3,929
6/26										OFF DAY				
6/27										2017 Texas League All-Star Game, Frisco, Texas (Dr. Pepper Ballpark): TL South 10, TL North 3 Final				
6/28										OFF DAY				
6/29	N	CC	W	43-34	9-8	20-17	23-17	T-1 st	+1.0	Ogando (5-5)	Emanuel	Fernandez (1)	2:48	3,601
6/30	N	CC	W	44-34	8-7	21-17	23-17	T-1 st	+1.0	Lovelady (R, 1-0)		Thompson	3:24	3,848
July (9-21)														
7/1	N	CC	W	45-34	6-3	22-17	23-17	1 st	+1.0	Griffin (6-1)	Winkelman	Newberry (12)	2:52	4,646
7/2	D	SA	L	45-35	1-0	22-18	23-17	T-1 st	+1.0	Lauer	Kalish (0-2)	Wingenter	2:30	3,329
7/3	N	SA	L	45-36	5-3	22-19	23-17	2 nd	-1.0	Lucchesi	Goudeau (R, 3-7)	Nina	3:03	6,571
7/4	N	SA	W	46-36	6-3	23-19	23-17	T-1 st	+1.0	Ogando (6-5)	Huffman		2:49	7,554
7/5	N	at CC	L	46-37	5-2	23-19	23-18	T-2 nd	-1.0	Emanuel	Ray (5-5)		2:46	4,768
7/6	N	at CC	W	47-37	9-4	23-19	24-18	T-2 nd	-1.0	Lovelady (R, 2-0)	Winkelman		2:38	4,057
7/7	N	at CC	L	47-38	5-2	23-19	24-19	T-2 nd	-1.0	Dykshoorn	Kalish (0-3)	Thompson	2:52	5,234
7/8	N	at SA	W	48-38	5-3	23-19	25-19	T-2 nd	-1.0	Edwards (R, 2-0)	Nina	Newberry (13)	2:49	5,810
7/9	N	at SA	L	48-39	6-1	23-19	25-20	3 rd	-2.0	Lucchesi	Ogando (6-6)		2:48	3,203
7/10	D	at SA	L	48-40	2-0	23-19	25-21	3 rd	-3.0	Huffman	Ray (5-6)	Wingenter	2:36	3,206
7/11										OFF DAY				
7/12	N	TUL	W	49-40	7-4	24-19	25-21	T-2 nd	-2.0	Griffin (7-1)	Thurman	Newberry (14)	2:51	3,903
7/13	N	TUL	L	49-41	5-4	24-20	25-21	3 rd	-3.0	Sopko	Staumont (0-1)	Copping	3:01	3,293
7/14	N	TUL	W	50-41	2-1 (12)	25-20	25-21	3 rd	-2.0	Newberry (R, 4-2)	Cotton		4:06	5,899
7/15	N	TUL	L	50-42	7-6	25-21	25-21	3 rd	-3.0	Thurman	Kalish (R, 0-4)	Copping	3:15	4,840
7/16	N	at SPG	L	50-43	6-0	25-21	25-22	3 rd	-4.0	Gallen	Ray (5-7)		2:16	8,989
7/17	N	at SPG	L	50-44	4-1	25-21	25-23	3 rd	-4.0	Hudson	Griffin (7-2)	Wick	2:40	2,461
7/18	N	at SPG	L	50-45	8-3	25-21	25-24	T-3 rd	-5.0	Alcantara	Staumont (0-2)		2:39	3,054
7/19	N	at SPG	L	50-46	8-4	25-21	25-25	4 th	-6.0	Bray	Fernandez (R, 4-3)		2:39	3,139
7/20	N	TUL	L	50-47	2-1	25-22	25-25	4 th	-6.0	Hale	Kalish (R, 0-5)	Copping	2:42	3,629
7/21	N	TUL	W	51-47	2-1	26-22	25-25	4 th	-6.0	Ray (6-7)	Gamboa	Newberry (15)	2:20	4,552
7/22	N	TUL	L	51-48	2-1 (12)	26-23	25-25	4 th	-7.0	Somsen	Marte (R, 0-1)		3:43	4,533
7/23	D	TUL	W	52-48	8-7	27-23	25-25	4 th	-7.0	Edwards (R, 3-0)	Copping		3:22	2,890
7/24	N	at ARK	L	52-49	4-3	27-23	25-26	4 th	-7.0	Misiewicz	Ogando (6-7)	Kelly	2:28	4,633
7/25	N	at ARK	L	52-50	5-0	27-23	25-27	4 th	-7.0	Caughel	Lovvorn (R, 4-5)		2:36	4,061
7/26	N	at ARK	L	52-51	6-4	27-23	25-28	4 th	-8.0	DeFratus	Ray (6-8)	Kelly	2:45	2,698
7/27	N	SPG	L	52-52	6-2	27-24	25-28	4 th	-9.0	Bray	Griffin (7-3)	Beck	2:48	3,536
7/28	N	SPG	L	52-53	7-4	27-25	25-28	4 th	-10.0	Evans	Lovelady (R, 2-2)		3:17	5,401
7/29	N	SPG	W	53-53	3-2	28-25	25-28	4 th	-9.0	Ogando (7-7)	Ellis	Hill (3)	2:30	5,991
7/30	D	SPG	L	53-54	6-3	28-26	25-28	4 th	-10.0	Gomber	Kalish (0-6)	Wick	2:47	3,329
7/31	N	ARK	L	53-55	11-5	28-27	25-28	4 th	-10.0	DeFratus	Ray (6-9)		3:27	3,257
August (13-15)														
8/1	N	ARK	W	54-55	9-8	29-27	25-28	4 th	-10.0	Griffin (8-3)	Neidert/Peterson (1)		2:43	3,056
8/2	N	ARK	W	55-55	7-2	30-27	25-28	4 th	-10.0	Staumont (1-2)	Evans		2:52	3,471
8/3	N	at SPG	L	55-56	5-3	30-27	25-29	4 th	-11.0	Ellis	Ogando (7-8)	Morales	2:35	6,935
8/4	N	at SPG	L	55-57	2-0	30-27	25-30	4 th	-11.0	Gomber	Kalish (0-7)	Beck	2:35	8,186
8/5	N	at SPG	L	55-58	8-7 (12)	30-27	25-31	4 th	-12.0	Bray	Peterson (R, 0-1)		4:08	7,512
8/6	N	at SPG	L	55-59	5-2	30-27	25-32	4 th	-12.0	Helsley	Griffin (8-4)	Morales	2:28	6,768
8/7										OFF DAY				
8/8	N	MID	W	56-59	11-5	31-27	25-32	4 th	-12.0	Lovelady (R, 3-1)	Naile		3:18	3,409
8/9	N	MID	W	57-59	6-4	32-27	25-32	4 th	-12.0	Marte (R, 1-1)	Mann	Peterson (2)	2:39	3,064
8/10	N	MID	L	57-60	4-2	32-28	25-32	4 th	-12.0	Holmes	Ray (6-10)	Bragg	2:43	4,042
8/11	N	FRI	W	58-60	2-1	33-28	25-32	4 th	-12.0	Tenuta (R, 3-2)	Payano	Edwards (3)	2:27	5,887
8/12	N	FRI	W	59-60	4-2	34-28	25-32	4 th	-12.0	Griffin (9-4)	Pena	Lovelady (1)	2:15	4,636
8/13	D	FRI	W	60-60	3-0	35-28	25-32	T-3 rd	-12.0	Ogando (8-8)	Jurado	Marte (1)	2:25	3,758
8/14										OFF DAY				
8/15	N	at MID	L	60-61	4-3 (11)	35-28	25-33	4 th	-13.0	Navas	Lovelady (R, 3-2)		3:43	3,560
8/16	N	at MID	L	60-62	4-3	35-28	25-34	4 th	-14.0	Holmes	Lovvorn (4-6)	Bragg	2:43	3,056
8/17	N	at MID	L	60-63	6-0	35-28	25-35	4 th	-14.0	Fillmyer	Staumont (1-3)		2:34	4,610
8/18	N	at FRI	W	61-63	4-0	35-28	26-35	4 th	-13.0	Griffin (10-4)	Pena/Hill (4)		2:49	9,751
8/19	N	at FRI	L	61-64	5-1	35-28	26-36	4 th	-14.0	Payano	Ogando (8-9)	Garrett	2:52	10,972
8/20	N	at FRI	L	61-65	7-1	35-28	26-37	4 th	-15.0	Jurado	Ray (6-11)		2:45	6,636
8/21										OFF DAY				
8/22	N	SPG	L	61-66	7-3	35-29	26-37	4 th	-16.0	Helsley	Lovvorn (4-7)		3:03	3,262
8/23	N	SPG	W	62-66	5-1	36-29	26-37	4 th	-15.0	Staumont (2-3)	Echemendia		2:43	3,078
8/24	N	SPG	W	63-66	4-2	37-29	26-37	4 th	-14.0	Ellis	Ogando (9-9)	Edwards (4)	2:19	3,634
8/25	N	SPG	W	64-66	4-1	38-29	26-37	4 th	-13.0	Tenuta (R, 4-2)	Gallen	Lovelady (2)	2:44	6,371
8/26	N	ARK	L	64-67	13-3	38-30	26-37	4 th	-14.0	Harper	Griffin (10-5)		3:18	5,569
8/27	D	ARK	L	64-68	4-4	38-31	26-37	4 th	-14.0	De Jong	Lovvorn (4-8)	Curtis	2:17	4,693
8/28	N	ARK	W	65-68	2-0	39-31	26-37	4 th	-14.0	Staumont (3-3)	West	Sheller (1)	2:30	4,032
8/29	N	at TUL	L	65-69	9-3	39-31	26-38	4 th	-14.0	Sopko	Ogando (9-10)		2:41	6,312
8/30	N	at TUL	L	65-70	16-0	39-31	26-39	4 th	-15.0	White	Ray (6-12)		2:56	4,055
8/31	N	at TUL	W	66-70	6-2	39-31	27-39	4 th	-14.0	Griffin (11-5)	Somsen		2:25	4,732
September (1-3)														
9/1	N	at TUL	L	66-71	4-3	39-31	27-40	4 th	-15.0	Alvarez	Lovvorn (4-9)	Corcino	2:57	6,363
9/2	N	at ARK	L	66-72	1-0	39-31	27-41	4 th	-16.0	West	Staumont (3-4)	Kelly	2:27	4,870
9/3	D	at ARK	W	67-72	4-2	39-31	28-41	4 th	-16.0	Ogando (10-10)	Evans	Lovelady (3)	2:20	4,687
9/4	D	at ARK	L	67-73	4-2	39-31	28-42	4 th	-16.0	Gilles	Marte (1-2)	Kelly	2:24	6,064

End of Second Half

Overall: 28-42 | Home 20-14 | Road 8-28 | vs. North 16-30 | vs. South 12-12 | -16.0 GB

End of Regular Season

Overall: 67-73 | Home 39-31 | Road 28-42 | vs. North 45-47 | vs. South 22-26 | Third Place (-10.0 GB)

2017 HITTING/PITCHING STATISTICS

PLAYER	AVG	G	AB	R	H	2B	3B	HR	RBI	SH	SF	HP	BB	SO	SB	CS	SB%	DP	E	OBP	SLG
Arteaga, H.	.258	124	453	47	117	12	3	1	35	4	4	4	25	65	4	4	50%	6	21	.300	.305
de San Miguel	.237	34	114	8	27	8	0	1	10	0	0	4	8	26	0	1	0%	3	1	.310	.333
*Deweese, D.	.272	126	464	67	126	24	6	9	52	4	5	5	46	81	20	8	71%	6	2	.340	.407
Diaz, C.	.215	38	107	8	23	4	0	0	5	3	0	1	3	29	1	1	50%	3	8	.243	.252
Dini, N.	.310	64	216	22	67	9	0	2	25	1	2	9	17	26	8	2	80%	9	6	.381	.380
Dozier, H.	.250	6	16	4	4	1	0	0	0	0	0	0	4	8	0	0	0	0	1	.400	.313
*Duenez, S.	.252	132	523	65	132	23	2	17	75	0	3	3	37	116	10	3	77%	18	10	.304	.402
Escalera, A.	.261	118	456	50	119	17	2	7	54	2	2	11	19	113	14	4	78%	6	3	.305	.353
Evans, S.	.205	33	122	11	25	1	0	4	15	0	0	0	2	31	2	0	100%	4	2	.218	.311
Gore, T.	.254	19	59	9	15	1	0	0	1	1	0	0	2	13	8	0	100%	1	0	.279	.271
Hernandez, E.	.339	16	62	8	21	4	0	1	10	1	1	2	4	14	0	3	0%	1	2	.391	.452
#Jones, C.	.235	41	102	11	24	2	0	1	11	0	1	1	14	24	8	1	89%	1	0	.331	.284
RIGHT	.281	32	4	9	2	0	0	0	8	0	0	0	1	3	3	0	100%	1		.303	.344
LEFT	.214	70	7	15	0	0	1	3	0	1	14	0	21	5	1		83%	0		.341	.257
Lopez, J.	.281	95	363	42	102	12	2	5	29	7	0	8	20	86	19	7	73%	2	9	.332	.366
*Lopez, N.	.259	59	232	26	60	6	1	0	11	3	0	2	16	29	7	4	64%	4	2	.312	.293
*Miller, A.	.230	58	213	17	49	8	0	2	19	1	1	1	9	56	3	2	60%	4	3	.263	.296
Moon, L.	.241	78	266	29	64	14	1	4	24	0	1	0	17	85	4	1	80%	4	3	.285	.346
*Morin, P.	.179	18	56	5	10	1	0	0	4	0	2	2	3	20	0	0	0	0	0	.238	.196
*O'Hearn, R.	.258	19	66	7	17	1	1	4	11	0	0	0	10	20	0	0	0	2	3	.355	.485
Orlando, P.	.341	12	41	4	14	1	0	0	3	0	0	0	6	7	0	0	0	0	0	.426	.366
Ramos, M.	.258	92	356	36	92	9	2	11	47	0	1	7	14	89	0	2	0%	7	13	.299	.388
*Sanchez, J.	.138	11	29	2	4	1	0	0	1	1	0	0	2	5	0	0	0	0	0	.194	.172
Schwindel, F.	.350	34	137	17	48	13	0	6	25	0	3	1	6	17	0	0	0	4	0	.374	.577
#Sosa, R.	.261	35	115	21	30	5	4	2	15	3	0	1	13	30	6	1	86%	4	5	.341	.426
RIGHT	.160	25	2	4	0	2	0	1	1	0	0	0	5	0	0	0	0	1		.160	.320
LEFT	.289	90	19	26	5	2	2	14	2	0	13	1	25	6	1		86%	3		.385	.456
Toups, C.	.286	25	98	14	28	7	0	2	10	0	1	1	7	35	4	1	80%	2	5	.336	.418
Villegas, L.	.269	8	26	2	7	2	0	0	6	1	0	0	1	5	0	0	0	0	0	.296	.346
#Walters, Z.	.211	24	90	12	19	3	0	1	8	0	1	0	5	21	1	0	100%	3	4	.250	.278
RIGHT	.154	26	2	4	0	0	0	3	0	0	2	0	8	1	0	100%	2		.214	.154	
LEFT	.234	64	10	15	3	0	1	5	0	1	3	0	13	0	0	0	0	1		.265	.328
NATURALS	.260	140	4782	544	1244	189	24	80	506	32	28	63	310	1051	119	45	73%	94	112	.312	.360
OPPONENTS	.272	140	4776	643	1298	234	18	115	592	19	46	43	435	1022	95	45	68%	113	113	.335	.401

PITCHER	W	L	ERA	G	GS	CG	SHO	SV	SVO	IP	H	R	ER	HR	HB	BB	SO	BK	WP	WHIP	OBA
Adam, J.	0	0	7.11	5	0	0	0	0	0	6.1	3	5	5	0	1	4	11	0	2	1.11	.136
Adam, J. (T)	0	0	5.40	6	0	0	0	0	0	8.1	4	5	5	0	1	4	13	0	3	0.96	.138
Almonte, M.	1	0	1.86	7	6	0	0	0	0	29.0	22	7	6	2	2	6	35	0	1	0.97	.210
Beal, E.	0	0	4.20	10	0	0	0	2	2	15.0	15	9	7	2	0	9	16	0	6	1.60	.238
Binford, C.	1	0	1.99	5	5	0	0	0	0	31.2	29	7	7	3	0	7	23	0	1	1.14	.244
de San Miguel	0	0	0.00	1	0	0	0	0	0	0.2	2	0	0	0	0	0	0	0	0	3.00	.500
Edwards, A.	3	0	6.06	24	0	0	0	4	4	35.2	45	25	24	2	5	14	36	0	3	1.65	.310
Fernandez, P.	4	3	2.66	29	0	0	0	1	2	50.2	41	17	15	1	0	13	51	0	6	1.07	.216
*Garcia, O.	0	0	2.61	2	2	0	0	0	0	10.1	11	3	3	2	0	1	6	0	0	1.16	.262
Goudeau, A.	3	7	5.37	21	7	0	0	1	1	57.0	78	39	34	7	0	17	43	1	4	1.67	.322
*Griffin, F.	11	5	3.61	18	18	0	0	0	0	104.2	108	46	42	11	1	34	81	0	1	1.36	.271
*Hill, T.	1	2	4.17	36	0	0	0	4	6	69.0	76	36	32	2	1	19	75	0	2	1.38	.279
*Kalish, J.	0	7	3.77	18	9	0	0	0	2	71.2	83	32	30	4	4	17	49	1	2	1.40	.293
*Lovelady, R.	3	2	2.16	21	0	0	0	3	6	33.1	28	12	8	1	0	13	36	1	1	1.23	.228
Lovorn, Z.	4	9	4.83	31	18	0	0	0	0	117.1	142	72	63	8	5	34	93	0	10	1.50	.298
Machado, A.	0	0	3.00	1	0	0	0	0	0	3.0	2	1	1	0	1	2	1	0	0	1.33	.182
Marte, Y.	1	2	5.75	17	0	0	0	1	2	36.0	33	23	23	5	3	27	38	0	4	1.67	.246
Newberry, J.	4	2	2.13	36	0	0	0	15	17	50.2	45	17	12	3	0	19	33	1	3	1.26	.237
*Ogando, E.	10	10	3.45	23	23	0	0	0	0	133.0	130	62	51	15	4	36	83	1	3	1.25	.255
Peterson, M.	0	1	1.42	5	0	0	0	2	2	6.1	3	1	1	1	0	0	5	0	0	0.47	.143
Ray, C.	6	12	5.41	29	29	1	1	0	0	143.0	170	97	86	20	1	59	93	1	15	1.60	.298
Redman, R.	2	1	5.55	16	0	0	0	1	2	24.1	24	15	15	7	0	2	29	0	0	1.07	.255
*Rico, L.	2	1	7.33	18	0	0	0	0	0	27.0	37	23	22	3	4	14	25	0	4	1.89	.327
Ruxer, J.	0	0	16.50	3	1	0	0	0	0	6.0	9	11	11	4	0	7	1	0	1	2.67	.333
*Selman, S.	4	3	2.97	24	0	0	0	5	6	39.1	21	15	13	1	7	19	59	0	7	1.02	.156
Sheller, W.	0	0	0.00	3	0	0	0	1	1	6.0	3	0	0	0	0	3	5	0	0	1.00	.136
*Skoglund, E.	0	0	2.70	1	1	0	0	0	0	3.1	5	1	1	0	0	3	1	0	0	2.40	.385
Sparkman, G.	0	0	2.61	3	2	0	0	0	0	10.1	11	3	3	0	0	5	5	0	0	1.55	.275
Staumont, J.	3	4	4.44	10	10	0	0	0	0	48.2	42	25	24	2	4	34	45	0	6	1.56	.244
*Tenuta, M.	4	2	5.74	17	8	0	0	0	0	53.1	74	38	34	9	0	17	38	0	0	1.71	.338
Villegas, L.	0	0	0.00	1	0	0	0	0	0	1.0	0	0	0	0	0	0	0	0	0	0.00	.000
Zimmer, K.	0	0	2.25	1	1	0	0	0	0	4.0	6	1	1	0	0	0	6	0	1	1.50	.375
NATURALS	67	73	4.21	140	140	1	8	40	53	1227.2	1298	643	574	115	43	435	1022	6	83	1.41	.272
OPPONENTS	73	67	3.43	140	140	2	12	34	54	1234.2	1244	544	470	80	63	310	1051	12	85	1.26	.260

Bold = Players on the 40-man roster *Left-handed #Switch-hitter

2017 MISCELLANEOUS STATISTICS

	HOME		ROAD		TOTALS	
	W	L	W	L	W	L
Shutouts	5	2	3	10	8	12
Shutouts - Individual	1	0	0	0	1	0
Extra Innings	2	1	3	3	5	4
One-Run Decisions	16	9	10	12	26	21
Two-Run Decisions	7	6	5	6	12	12
VS. LH Starters	9	4	4	6	13	10
VS. RH Starters	29	27	25	36	54	63
Day Games	6	7	4	7	10	14
Night Games	33	24	24	35	57	59

	HOME		ROAD		TOTALS	
	W	L	W	L	W	L
Totals vs. TL North	25	21	20	26	45	47
Totals vs. TL South	14	10	8	16	22	26
Totals vs. TL North - 1st Half	14	10	15	7	29	17
Totals vs. TL South - 1st Half	5	7	5	7	10	14
Totals vs. TL North - 2nd Half	11	11	5	19	16	30
Totals vs. TL South - 2nd Half	9	3	3	9	12	12
vs. Arkansas (SEA)	8	6	7	7	15	13
vs. Corpus Christi (HOU)	4	2	2	4	6	6
vs. Frisco (TEX)	3	3	3	3	6	6
vs. Midland (OAK)	5	1	1	5	6	6
vs. San Antonio (SDP)	2	4	2	4	4	8
vs. Springfield (STL)	9	7	3	13	12	20
vs. Tulsa (LAD)	8	8	10	6	18	14
Overall Totals	39	31	28	42	67	73

	NWA	OPP		WON	LOST
Defensive Double Plays	135	94	Starters (1st Half)	20	19
Triple Plays	0	0	Relievers (1st Half)	19	12
Left on Base	962		Starters (2nd Half)	19	32
Grand Slam HR	3	4	Relievers (2nd Half)	9	10
Home Runs - Home	46	48	Starters (Totals)	39	51
Home Runs - Road	34	67	Relievers (Totals)	28	22
Doubleheaders (Home)	3-1				
Doubleheaders (Road)	4-0				

NATURALS TEXAS LEAGUE PITCHERS OF THE WEEK WINNERS

2008

RHP Carlos Rosa (4/21-28)
RHP Blake Wood (6/2-9 & 8/25-9/1)

2010

RHP Federico Castaneda (4/8-19)
RHP Edgar Osuna (4/19-26)
RHP Louis Coleman (6/21-28)
RHP Mario Santiago (6/28-7/4)
LHP John Lamb (8/23-30)

2011

LHP Will Smith (5/9-16)
LHP Buddy Baumann (5/23-30)

2012

LHP Jake Odorizzi (4/30-5/6)
LHP Chris Dwyer (5/7-14)
RHP Ethan Hollingsworth (7/30-8/5)

2013

RHP Yordano Ventura (5/6-13)
RHP Brooks Pounders (6/24-7/1)
RHP Aaron Brooks (7/22-29)

2014

RHP Jason Adam (7/7-14)
RHP Andy Ferguson (7/14-21)

2015

RHP Miguel Almonte (5/11-18)
LHP Cody Reed (7/20-27)

2016

RHP Jake Junis (5/23-29)
RHP Alec Mills (6/13-19)
LHP Daniel Stumpf (8/1-7)

2017

LHP Foster Griffin (6/19-25)

23 DIFFERENT PITCHERS • 24 TOTAL AWARDS
RHP: 15 PITCHERS • LHP: 8 PITCHERS

2017 TEXAS LEAGUE STATISTICS

Club Batting

TEAM	AVG	G	AB	R	RA	H	2B	3B	HR	RBI	SH	SF	HP	BB	SO	SB	CS	GIDP	SLG	OBP
Midland	.277	138	4733	668	635	1310	247	39	84	601	16	51	54	471	1013	108	43	135	.399	.346
Tulsa	.269	140	4786	672	576	1288	245	18	168	631	18	37	84	408	1125	97	36	102	.433	.335
Springfield	.264	140	4689	634	562	1236	244	21	117	588	23	47	62	464	1090	120	54	102	.399	.335
Arkansas	.262	140	4719	607	621	1237	222	17	80	562	17	38	66	458	1040	88	25	119	.367	.333
NW Arkansas	.260	140	4782	544	643	1244	189	24	80	506	32	28	63	310	1051	119	45	94	.360	.312
San Antonio	.253	140	4675	598	529	1183	218	21	100	552	23	31	64	431	1067	59	41	149	.373	.323
Frisco	.250	140	4799	545	659	1198	217	27	103	494	15	31	58	353	966	83	44	122	.370	.307
Corpus Christi	.242	138	4548	586	629	1099	203	19	143	542	15	24	57	507	1149	105	40	99	.389	.324

Club Pitching

TEAM	W-L	ERA	G	GS	CG	SHO	GF	SV	IP	H	AB	R	ER	HR	HB	BB	SO	WP	BK
San Antonio	78-62	3.28	140	140	2	12	138	43	1249.1	1130	4717	529	456	87	46	403	1186	61	8
Tulsa	77-63	3.62	140	140	1	7	139	37	1231.1	1147	4694	576	495	98	57	492	1135	100	7
Springfield	77-63	3.62	140	140	3	13	137	34	1229.2	1182	4672	562	495	111	84	445	987	92	8
Corpus Christi	67-71	3.95	138	138	0	9	138	33	1202.0	1276	4714	629	527	99	66	404	1095	64	5
NW Arkansas	67-73	4.21	140	140	1	8	139	40	1227.2	1298	4776	643	574	115	43	435	1022	83	6
Midland	67-71	4.22	138	138	0	6	138	32	1209.0	1253	4676	635	567	107	66	434	1010	87	11
Arkansas	65-75	4.24	140	140	3	10	137	31	1214.1	1247	4702	621	572	112	62	393	988	88	9
Frisco	60-80	4.31	140	140	3	11	137	34	1243.2	1262	4780	659	596	146	84	396	1078	60	9

Club Fielding

TEAM	PCT	G	PO	A	E	TC	DP	PB
Arkansas	.985	140	3643	1318	76	5037	126	7
Midland	.981	138	3627	1386	97	5110	160	14
Frisco	.980	140	3731	1441	103	5275	146	7
Springfield	.979	140	3689	1343	108	5140	143	10
San Antonio	.978	140	3748	1326	112	5186	105	21
NW Arkansas	.978	140	3683	1316	112	5111	135	10
Corpus Christi	.975	138	3606	1314	125	5045	148	8
Tulsa	.974	140	3694	1329	136	5159	118	2



2017 HIGHS & LOWS

Team Batting

Most runs, game	12
Most runs, extra-inning game	9
Most hits, game (9 innings)	17
Most hits, game (7 innings)	14
Most hits, extra-inning game	18
Fewest hits, game (9 innings)	1
Fewest hits, game (7 innings)	4
Most runs, inning	8
Most hits, inning	7
Most doubles, game	6
Most doubles, extra-inning game	4
Most triples, game	2
Most triples, extra-inning game	2
Most home runs, game	3
Most home runs, extra-inning game	2
Most home runs, inning	2
Most steals, game	4
Most times caught stealing, game	2
Most strikeouts, game	15
Most strikeouts, extra-inning game	15
Most walks, game	8
Most walks, extra-inning game	6
Most left on base, game	13
Most left on base, extra-inning game	14
Fewest left on base, game	2
Fewest left on base, extra-inning game	6
Most double plays turned	3
Most triple plays turned	0
Most errors, game	4
Most Consecutive Games with HR	8
Most Consecutive Games without HR	6

Individual Batting

Most hits, game	4	8x, last: N. Lopez, August 15 at Midland
Most hits, extra-inning game	4	N. Lopez, August 15 at Midland
Most runs, game	4	Dini, July 6 at Corpus Christi
Most runs, extra-inning game	2	6x, last: Duenez August 15 at Midland
Most doubles, game	2	10x, last: Escalera, September 4 at Arkansas
Most triples, game	1	22x, last: N. Lopez, July 14 v. Tulsa
Most home runs, game	2	3x, last: Duenez, August 5 at Springfield
Most RBI, game	5	2x, last: Escalera, June 11 v. Arkansas
Most RBI, extra-inning game	4	Duenez, April 17 at Corpus Christi
Most total bases, game	9	4x, last: Duenez, August 5 at Springfield
Most total bases, extra-inning game	9	Duenez, August 5 at Springfield
Most strikeouts, game	4	4x, last: Miller, August 15 at Midland
Most walks, game	3	3x, last: Arteaga/de San Miguel, July 23 v. Tulsa
Most stolen bases, game	2	5x, last: Dewees, July 23 v. Tulsa
Longest hitting streak (min. 5 games)	10	3x, last: Dewees, June 1 - June 11

Individual Pitching

Most innings pitched, starter	9.0	Ray, June 8 v. Springfield (CG)
Most innings pitched, reliever	4.0	2x, last: Kalish, June 15 v. Tulsa
Most strikeouts, starter	10	Griffin, July 1 v. Corpus Christi
Most strikeouts, reliever	5	9x, last: Adam, August 29 at Tulsa
Most walks, starter	5	7x, last: Staumont, August 23 v. Springfield
Most walks, reliever	4	Fernandez, April 30 at Tulsa
Most runs allowed, starter	8	2x, last: Ray, July 31 v. Arkansas
Most runs allowed, reliever	6	2x, last: Edwards, June 13 v. Arkansas
Most home runs allowed	3	3x, last: Ray, July 17 at Springfield
Consecutive scoreless innings, starter	16.1	Staumont, August 23 - September 2
Consecutive scoreless innings, reliever	21.1	Hill, June 7 - July 29
Longest winning streak (2 or more)	5	2x, Griffin (June 9-July 5)/Kalish (June 21-July 20)

Team General:

Longest winning streak, overall	8	June 14 - June 20
Longest winning streak, home	6	April 25 - May 9
Longest winning streak, road	9	June 14 - June 20
Longest losing streak, overall	6	Twice, last: July 15 - July 20
Longest losing streak, home	7	May 11 - May 25
Longest losing streak, road	16+	July 9 - August 17
Longest game-inning, home	12.0	Twice, last: July 22 v. Tulsa
Longest game-inning, road	14.0	April 13 at San Antonio
Longest game-time, home (9 innings)	3:27	July 31 v. Arkansas
Longest game-time, road (9 innings)	3:21	April 18 at Corpus Christi
Longest game-time, home (extra-inning)	4:06	July 14 v. Tulsa
Longest game-time, road (extra-inning)	4:30	April 13 at San Antonio (14.0 innings)
Shortest game-time, home (9 innings)	2:01	June 8 v. Springfield
Shortest game-time, road (9 innings)	2:15	June 23 at Tulsa
Shortest game-time (extra-inning, home)	3:01	April 27 v. Springfield
Shortest game-time (extra-inning, road)	3:36	May 2 at Springfield
Largest crowd, home	8,614	May 9 v. Arkansas
Smallest crowd, home	2,890	July 23 v. Tulsa
Largest crowd, road	10,972	August 19 at Frisco
Smallest crowd, road	1,832	May 3 at Springfield
Largest winning margin	9	April 11 v. Corpus Christi
Largest losing margin	16	August 31 at Tulsa
Largest deficit overcome to win	6	June 13 v. Arkansas
Largest lead lost	7	June 29 v. Corpus Christi

Opponents

August 30 at Tulsa	16
August 5 at Springfield	8
August 30 at Tulsa	20
June 15 at Tulsa	9
2x, last: August 5 at Springfield	15
3x, last: August 23 v. Springfield	3
4x, last: August 23 v. Springfield	4
May 26 v. Midland, Top 7	7
2x, last: June 14 at Tulsa	7
June 2 at Midland	6
3x, last: August 5 at Springfield	3
15x, last: September 3 at Arkansas	1
0 None	0
May 31 at Frisco	4
August 5 at Springfield	3
2x, last: July 17 at Springfield, Bottom 6	3
9x, last: September 1 at Tulsa	3
2x, last: August 19 at Frisco	2
15x, last: July 14 v. Tulsa	15
2x, last: August 26 v. Arkansas	11
July 22 v. Tulsa	8
13x, last: August 26 v. Arkansas	13
July 14 v. Tulsa	16
1x, last: August 19 at Frisco	1
August 5 at Springfield	6
0 None	0

+ Franchise Record

2017 NATURALS TRANSACTIONS

2017 NATURALS OPENING DAY ROSTER

April 6 v. San Antonio Missions (San Diego Padres)

Pitchers (13): Miguel Almonte, Evan Beal, Christian Binford, Pedro Fernandez, Ashton Goudeau, Tim Hill (L), Zach Lovvorn, Jake Newberry, Reid Redman, Sam Selman (L), Eric Skoglund (L), Matt Tenuta (L), Kyle Zimmer.

Catchers (2): Zane Evans, Parker Morin (L).

Infielders (6): Humberto Arteaga, Carlos Diaz, Samir Duenes (L), Jack Lopez, Mauricio Ramos, Frank Schwindel.

Outfielders (4): Donnie Dewees (L), Alfredo Escalera, Logan Moon, Ruben Sosa (S)

Disabled List (1): Andy Ferguson

<u>Date</u>	<u>Player</u>	<u>Transaction</u>
April 7	Andy Ferguson-RHP	Placed on the 7-day disabled list (right shoulder)
April 10	Eric Skoglund-LHP	Transferred to Triple-A, Omaha
	Corey Ray-RHP	Added to the active roster
April 11	Kyle Zimmer-RHP	Transferred to Triple-A, Omaha
	Parker Morin-C	Transferred to Triple-A, Omaha
	Allan de San Miguel-C	Added to the Naturals' roster
April 13	Carlos Diaz-INF	Transferred to Rookie, Idaho Falls
	Terrance Gore-OF	Optioned to Northwest Arkansas
	Luis Rico-LHP	Transferred to Northwest Arkansas from Advanced-A, Wilmington
May 5	Miguel Almonte-RHP	Recalled by Kansas City
May 6	Emilio Ogando-LHP	Transferred to Northwest Arkansas from Advanced-A, Wilmington
May 7	Christian Binford-RHP	Transferred to Triple-A, Omaha
	Miguel Almonte-RHP	Optioned to Northwest Arkansas from Kansas City
May 11	Terrance Gore-OF	Transferred to Triple-A, Omaha
	Elier Hernandez-OF	Transferred to Northwest Arkansas from Advanced-A, Wilmington
May 13	Carlos Diaz-INF	Transferred to Northwest Arkansas from Rookie, Idaho Falls
	Jack Lopez-INF	Transferred to Rookie, Burlington
May 15	Logan Moon-OF	Transferred to Triple-A, Omaha
	Jake Kalish-LHP	Transferred to Northwest Arkansas from Advanced-A, Wilmington
May 16	Jack Lopez-INF	Transferred to Northwest Arkansas from Rookie, Burlington
May 18	Frank Schwindel-INF	Transferred to Triple-A, Omaha
May 19	Logan Moon-OF	Transferred to Northwest Arkansas from Triple-A, Omaha
May 21	Miguel Almonte-RHP	Recalled by Kansas City
	Jared Ruxer-RHP	Transferred to Northwest Arkansas from Advanced-A, Wilmington
May 24	Allan de San Miguel-C	Placed on the 7-day disabled list (left knee)
	Luis Villegas-C	Transferred to Northwest Arkansas from Triple-A, Omaha
May 28	Parker Morin-C	Transferred to Northwest Arkansas from Triple-A, Omaha
	Zane Evans-C	Transferred to Extended Spring Training
May 30	Matt Tenuta-LHP	Transferred to Advanced-A, Wilmington
	Ruben Sosa-INF/OF	Transferred to Triple-A, Omaha
	Parker Morin-C	Transferred to Triple-A, Omaha
	Corey Toups-INF	Transferred to Northwest Arkansas from Triple-A, Omaha
	Foster Griffin-LHP	Transferred to Northwest Arkansas from Advanced-A, Wilmington
	Nick Dini-C	Transferred to Northwest Arkansas from A-level, Lexington
	Reid Redman-RHP	Placed on the voluntary retirement list
June 2	Jared Ruxer-RHP	Transferred to Advanced-A, Wilmington
	Andrew Edwards-RHP	Transferred to Northwest Arkansas from Advanced-A, Wilmington
June 7	Elier Hernandez-OF	Placed on 7-day disabled list (leg), retroactive to June 4
	Jose Sanchez-OF	Transferred to Northwest Arkansas
	Parker Morin-C	Transferred to Northwest Arkansas from Triple-A, Omaha
June 14	Onelki Garcia-LHP	Transferred to Northwest Arkansas from Triple-A, Omaha
	Mauricio Ramos-INF	Placed on 7-day disabled list (hip), retroactive to June 12
June 16	Andrew Edwards-RHP	Activated from the temporary inactive list
	Luis Villegas-C	Transferred to Rooke, Burlington
June 25	Parker Morin-C	Placed on 7-day disabled list
	Allan de San Miguel-C	Activated from the 7-day disabled list
June 29	Corey Toups-INF	Transferred to Triple-A, Omaha
	Carlos Diaz-INF	Transferred to Advanced-A, Wilmington
	Jose Sanchez-OF	Transferred to Advanced-A, Wilmington
	Luis Rico-LHP	Transferred to Advanced-A, Wilmington
	Tim Hill-LHP	Transferred to Advanced-A, Wilmington
	Anderson Miller-OF	Transferred to Northwest Arkansas from Advanced-A, Wilmington
	Nicky Lopez-INF	Transferred to Northwest Arkansas from Advanced-A, Wilmington
	Yunior Marte-RHP	Transferred to Northwest Arkansas from Advanced-A, Wilmington
	Richard Lovelady-LHP	Transferred to Northwest Arkansas from Advanced-A, Wilmington
June 30	Cody Jones-OF	Transferred to Northwest Arkansas from Advanced-A, Wilmington
	Onelki Garcia-LHP	Transferred to Triple-A, Omaha
July 5	Sam Selman-LHP	Transferred to Triple-A, Omaha
	Josh Staumont-RHP	Transferred to Northwest Arkansas from Triple-A, Omaha
July 9	Glenn Sparkman-RHP	Returned to Kansas City from Toronto Blue Jays in a Rule 5 return, assigned to Northwest Arkansas
July 10	Tim Hill-LHP	Transferred to Northwest Arkansas from Advanced-A, Wilmington
	Ashton Goudeau-RHP	Placed on the 7-day disabled list, retroactive to July 9
July 13	Logan Moon-OF	Transferred to Triple-A, Omaha
July 17	Jack Lopez-INF	Transferred to Triple-A, Omaha
	Carlos Diaz-INF	Transferred to Northwest Arkansas from Advanced-A, Wilmington
July 20	Mauricio Ramos-INF	Activated from the 7-day disabled list
July 21	Paulo Orlando-OF	Assigned to Northwest Arkansas to begin his Major League Baseball rehab assignment.
	Pedro Fernandez-RHP	Transferred to Triple-A, Omaha
	Andres Machado-RHP	Transferred to Northwest Arkansas from Advanced-A, Wilmington

Disabled List (3): Andy Ferguson, Elier Hernandez, Glenn Sparkman

GET BAREFOOT

with the Official Wine of
Minor League Baseball™



800.750.8828 • barefootwine.com



HISTORY



NATURALS HALL OF FAME

HISTORY OF NATURALS HALL OF FAME

The Naturals Hall of Fame was established in 2013 to honor the individuals who have made exceptional contributions on the field to the Naturals' organization.

Year	Inductee	Position
2013	Clint Robinson	First Baseman/Designated Hitter
2014	Brian Poldberg	Manager
2015	Mike Moustakas	Third Baseman
2016	Eric Hosmer	First Baseman



CLINT ROBINSON

First Baseman, 2010 (Inducted 2013)

Clint Robinson is arguably the greatest Natural in the franchise's modest history. The former Kansas City Royals' 25th-round draft pick in 2007 produced the one of the greatest single-season performances in Texas League history becoming just the third player to win the Triple Crown. Robinson played one season at Arvest Ballpark; but hit .335, clubbed 29 home runs and drove in 98 runs en route to the Naturals first ever Texas League Championship. Robinson made his Major League debut for the Royals in 2012.

Clint Robinson

Northwest Arkansas (1 year)

AVG	GM	AB	R	H	2B	3B	HR	RBI	OBP	SLG
.335	129	548	90	160	41*	5	29	98*	.410	.625*



BRIAN POLDBERG

Manager, 2008-2013 (Inducted 2014)

Brian "Poley" Poldberg was the right man to lead the inaugural Northwest Arkansas Naturals in 2008 and solidified his spot with six years as the skipper. The 2010 Texas League Manager of the Year led the Naturals to four straight Texas League postseason appearances from 2008 to 2011 while his club was the outright North Division Champion for both the first and second halves of the 2010 championship season. Poldberg finished with 495 career victories in Northwest Arkansas and won more games during his six year span than any Texas League manager in that time.

Brian Poldberg

Northwest Arkansas (6 years)

League	GM	W	L	WP	Finish
TL North	980	495	485	.505	2010 TL Championship 2010 TL 1st Half North 3 TL 2nd Half North



MIKE MOUSTAKAS

Third Baseman, 2010 (Inducted 2015)

Mike Moustakas spent just 66 short games in a Naturals uniform, but produced one of the greatest single-seasons in Texas League history. The Northridge, Calif. native became the second Natural to garner Texas League Player of the Year honors hitting .347 with 21 home runs and 76 RBI. "Moose" produced home runs at a remarkable clip during the 2010 season hitting one every 12.3 at-bats with 17 coming at Arvest Ballpark.

Mike Moustakas

Northwest Arkansas (1 year)

AVG	GM	AB	R	H	2B	3B	HR	RBI	OBP	SLG
.347	66	259	58	90	25	0	21	76	.413	.687



ERIC HOSMER

First Baseman, 2010 (Inducted 2016)

Eric Hosmer produced some of the biggest hits and moments in Naturals history playing in just 50 games in Northwest Arkansas. The Cooper City, Fla. native made his biggest impact during the 2010 Texas League Championship run during the Divisional Championship Series against the Springfield Cardinals. With the series leaning two games to one in favor of the Cardinals, Hosmer belted a go-ahead 2-run home run to force a deciding Game 5 in an eventual series win for Northwest Arkansas en route to winning the Texas League crown.

Eric Hosmer

Northwest Arkansas (1 year)

AVG	GM	AB	R	H	2B	3B	HR	RBI	OBP	SLG
.313	55	195	39	61	14	3	13	35	.365	.615

ALL-TIME ROSTER

A (11)	
ABREU, Juan-RHP	2009
ADAM, Jason-RHP	2013-14, 2017
ADAMS, Lane-OF	2013-15
ALDRIDGE, Cory-OF	2008
ALEXANDER, Scott-LHP2	013-14
ALMONTE, Miguel-RHP	2015-17
ALVAREZ, Matt-RHP	2016
AOKI, Nori-OF*	2014
ATENCIO, Greg-RHP	2008
ARGUELLES, Noel-LHP	2012-14
ARTEAGA, Humberto-INF	2016-17
B (18)	
BAEZ, Angel-RHP	2014
BAEZ, Manauris-RHP/INF	2011
BALE, John-LHP*	2008, 2009
BARRERA, Henry-RHP	2010-11
BARTSCH, Kyle-LHP	2016
BASURTO, Eric-RHP	2011
BAUMANN, Buddy-LHP	2011-13
BEAL, Evan-RHP	2016-17
BEGSMANN, Jason-RHP	2013
BETANCOURT, Yuniesky-INF*	2009, 2012
BIANCHI, Jeff-INF	2009, 2011
BIANUCCI, Mike-OF	2015
BILLO, Greg-RHP	2014
BINFORD, Christian-RHP	2014-17
BOCOCK, Brian-INF	2014
BOUNAFACIO, Jorge-OF	2013-15
BOWDEN, Barry-RHP	2010
BROOKS, Aaron-RHP	2013
C (25)	
CAIN, Lorenzo-OF*	2012
CALDERA, Alex-RHP	2010
CALIXTE, Orlando-INF	2013-14, 2016
CANHAM, Matt-INF	2013
CARAMO, Yender-RHP	2016
CARL, Edwin-RHP	2013
CASTANEDA, Federico-RHP	2009-10
CEVETTE, Dan-LHP	2009
CHAPMAN, Ethan-OF	2014-15
CHAPMAN, Kevin-LHP	2011
CHAVEZ, Chris-RHP	2009-10
CHEN, Bruce-LHP	2011, 2014
CLARK, Cody-C	2008-09
CLEMENS, Paul-RHP	2015
COLEMAN, Dusty-INF	2015
COLEMAN, Louis-RHP	2010
COLON, Christian-INF	2011-12, 2014
COLON, Roman-RHP	2008
CORDERO, Estarlin-LHP	2016
CORTES, Dan-RHP	2008-09
COSTA, Shane-OF	2010
CRIST, Kyle-RHP	2008-09
CROW, Aaron-RHP	2010, 2014
CULVER, Malcom-RHP	2013-15
CUTHBERT, Cheslor-INF	2013-14
D (22)	
DAVIES, Kyle-RHP*	2011
DAVIS, Logan-INF	2014-15
DE LA ROSA, Anderson-C	2015
DE LA CRUZ, Julio-RHP	2008
DE LA VARA, Gilbert-LHP	2008-09
DE SAN MIGUEL, Allan-C	2016-17
DENNICK, Ryan-LHP	2011-12
DEWEES, Donnie-OF	2017
DIAZ, Carlos-INF	2016-17
DICKERSON, Joe-OF	2009
DIEKROEGER, Kenny-INF	2015
DINI, Nick-C	2017
DOBIES, Andrew-LHP	2011-12
DONACHIE, Adam-C2008	
DOZIER, Hunter-INF	2014-17
DUARTE, Jose-INF	2008-09
DUENEZ, Samir-INF/DH	2016-17
DUFFY, Danny-LHP	2010, 2013*
DUNCAN, Eric-INF	2012
DWYER, Chris-LHP	2010-12
DYSON, Jarrod-OF	2009-10
DZIEDZIC, Jonathan-LHP	2015
E (7)	
EDWARDS, Andrew-RHP	2016-17
EIBNER, Brett-OF	2013
EIGSTI, Ryan-C	2010-11
ESPINAL, Yowil-INF	2012, 2014
ESCALERA, Alfredo-OF	2016-17
EVANS, Terry-OF	2012
EVANS, Zane-C	2015-17
F (15)	
FALLU, Irving-INF	2008
FARRELL, Luke-RHP2014-15	

(F continued)	
FARNSWORTH, Kyle-RHP*	2009
FASSOLD, Cody-RHP	2014
FERGUSON, Andy-RHP	2013-17
FERNANDEZ, Pedro-RHP	2016-17
FIELDS, Josh-INF/OF*	2010
FIELDS, Matt-INF/DH	2013
FINNegan, Brandon-LHP	2014-15
FLETCHER, Brian-OF	2012-14
FRANCIS, Nick-OF	2011
FRANCO, Angel-INF	2013-15
FUENMAYOR, Balbino-DH/1B	2015
FULCHINO, Jeff-RHP	2008
FURCAL, Rafael-INF	2015
G (15)	
GALLAGHER, Cam-C	2016
GARCIA, Carlos-OF	2016
GARCIA, Edgar-RHP	2011
GARCIA, Onelki-LHP	2017
GARRIDO, Santiago-RHP	2013
GIATOTELLA, Johnny-INF	2010
GIBBS, Micah-C	2014-15
GODIN, Jason-RHP	2009
GORDON, Alex-OF*	2009, 2016
GORE, Terrance-OF	2015-17
GOUDEAU, Ashton-RHP	2016-17
GRATEROL, Juan-C	2013-14
GREEN, Patrick-RHP	2008
GRIFFIN, Foster-RHP	2017
GUERRER, JC-RHP	2012
H (14)	
HAMULACK, Tim-LHP	2008
HARDY, Blaine-LHP	2010-12
HARDY, Rowdy-LHP	2009-10
HAYES, Chris-RHP	2008-09
HARTSOCK, Aaron-RHP	2008-09
HERNANDEZ, Roman-OF	2013
HERNANDEZ, Elmer-OF	2017
HERRERA, Kelvin-RHP	2011, 2013*
HILL, Tim-LHP	2016-2017
HOLLAND, Greg-RHP	2009, 2012*
HOLLINGSWORTH, Ethan-RHP	2012
HOSMER, Eric-INF	2010
HOWELL, Jeff-C	2009-10
HUGHES, Dusty-LHP	2008
J (7)	
JEFFERSON, Zach-LHP	2013
JEFFRESS, Jeremy-RHP	2011-12
JENKINS, Ryan-C	2012
JOHNSON, Blake-RHP	2008-11
JOHNSON, Josh-INF	2009
JONES, Cody-OF	2017
JUNIS, Jakob-RHP	2015-16
K (7)	
KA'AIHUE, Kila-1B	2008
KALISH, Jake-LHP	2017
KEATING, Patrick-RHP	2010-12
KECK, Jon-LHP	2012-13
KENDALL, Jason-C	2012
KINGINYKY, Matt-RHP	2009
KOUZMANOFF, Kevin-INF	2012
L (15)	
LAFFERTY, Brendan-LHP	2011-12
LAMB, John-LHP	2010-11
LEBRON, Willy-RHP	2011
LEREW, Anthony-RHP	2009
LIBERTO, Michael-INF	2012
LIDDI, Alex-UTL	2015
LISSON, Mario-INF	2008-09, 11-12
LLANOS, Alex-OF	2013
LOPEZ, Jack-INF	2016-17
LOPEZ, Nicky-INF	2017
LOUGH, David-OF	2009
LOWERY, Devon-RHP	2008
LOVELADY, Richard-LHP	2017
LOVORN, Zach-RHP	2017
LUCAS, Ed-INF	2008-09
M (32)	
MACHADO, Andres-RHP	2017
MADDOX, Marc-INF	2008-09
MAIER, Mitch-OF	2014
MANAEA, Sean-LHP	2015
MARIMON, Sugar Ray-RHP	2012-14
MARIOTI, Michael-RHP	2012
MARKS, Justin-RHP	2012-13
MARTE, Victor-RHP	2009
MARTE, Yunior-RHP	2017
MCCARTHY, Kevin-RHP	2015-16
MCCURE, Alex-INF	2012-13
MCCONNELL, Chris-INF	2009-10
MC FALL, Brian-C	2008-09

(M continued)	
MEJIA, Ernesto-1B	2010
MECHE, Gil-RHP*	2010
MEDLEN, Kris-RHP*	2015, 2016
MELVILLE, Tim-RHP	2012, 2014
MERRIFIELD, Whit-UTL	2012-14
MERTINS, Kurt-INF	2009-12
MILDREN, Paul-RHP	2008
MILLER, Anderson-OF	2017
MILLS, Alec-RHP	2016
MINER, Zach-RHP	2011
MINOR, Mike-LHP*	2016
MONDESI, Raul-INF	2015-16
MONTGOMERY, Mike-LHP	2010, 2012
MOON, Logan-OF	2016-17
MORIN, Parker-C	2014-15, 2017
MOUSTAKAS, Mike-INF	2010, 2016*
MOZINGO, Harold-RHP	2011
MURRAY, Matt-RHP	2014-15
MYERS, Wil-OF	2011-12
N (6)	
NAVARO, Rey-INF	2011-13
NESSY, Santiago-C	2015
NEWBERRY, Jake-RHP	2017
NICOLL, Chris-RHP	2008-09
NINA, Aaron-RHP	2014-16
NORIEGA, Gabriel-INF	2015
O (7)	
O'HEARN, Ryan-1B/OF	2016-17
ODORIZZI, Jake-LHP	2011-12
OGANDO, Emilio-LHP	2017
ORLANDO, Paulo-OF	2010-12, 2017*
ORVELLA, Chad-RHP	2009
OSUNA, Edgar-LHP	2010-11
OVIEDO, Juan Carlos-RHP**	2008
P (17)	
PARRAZ, Jordan-OF	2009
PAUKOVITS, Bryan-RHP	2012
PAULINO, Eduardo-RHP	2010-11
PAULINO, Felipe-RHP*	2012, 2013
PATTON, Spencer-RHP	2013
PENA, Hassan-RHP	2014
PEREZ, Kevin-RHP	2014
PEREZ, Salvador-C	2011
PETERSON, Mark-RHP	2014-17
PETERSON, Matt-RHP	2008
PIMENTEL, Elissaul-RHP	2011-12
PIMENTEL, Julio Casar-RHP	2008
PINA, Manny-C	2010-13
PLUMMER, Jarod-RHP	2008
POUNDERS, Brooks-RHP	2013, 2015
PRADES, Yem-OF	2012-13
PRUNEDA, Benino-RHP	2015-16
R (19)	
RAMIREZ, Max-INF	2014
RAMOS, Mauricio-INF	2016-17
RAY, Corey-RHP	2017
REDMAN, Reid-RHP	2015-17
REED, Cody-LHP	2015
REICHARDSON, Juan-INF	2008
RICO, Luis-LHP	2015, 2017
RIDINGS, Matt-RHP	2013
RINCON, Edinson-OF	2013-14
ROBINSON, Clint-1B	2010-11
ROBINSON, Derrick-OF	2010-11
RODRIGUEZ, Julio-C	2012
RODRIGUEZ, Wilking-RHP	2014
ROGERS, Nick-RHP	2012-13
ROLLINS, Heath-RHP	2011
ROMAK, Jamie-INF	2010-11
ROSA, Carlos-RHP	2008
RUNION, Sam-RHP	2012-13
RUXER, Jared-RHP	2017
S (29)	
SALCEDO, Edward-INF/OF	2015
SANCHEZ, Angel-INF	2008
SANCHEZ, Jose-INF/OF	2017
SANTIAGO, Mario-RHP	2010-11
SCHLEUBER, Jared-INF	2014
SCHOOP, Sharlon-INF	2012
SCHWINDEL, Frank-1B	2015-17
SELMAN, Sam-LHP	2014-17
SERATTELLI, Anthony-INF	2010-11
SEXTON, Tim-RHP	2012
SHELLER, Walker-RHP	2017
SISK, Brandon-RHP	2010-11
SKOGLUND, Eric-LHP	2016-17
SMITH, Corey-INF	2009
SMITH, Tim-OF	2010-11
SMITH, Will-LHP	2010-11

(S CONTINUED)

SENCION, CARLOS-LHP	2009
SOSA, RUBEN-INF/OF	2017
SPARKMAN, GLENN-RHP	2015-17
STARLING, BUBBA-OF	2015
STAUMONT, JOSE-RHP	2016-17
STOUT, ERIC-LHP	2015-16
STRAHM, MATT-LHP	2016
STRAIT, CODY-OF	2009
STUMPF, DANIEL-LHP	2015-16
SUERO, OVANDY-OF	2008
SULBARAN, JC-RHP	2012-15
SUOMI, JOHN-C	2009
SWAGGERTY, BEN-RHP	2009
T (12)	
TEAFORD, EVERETT-RHP	2009-10
TENUTA, MATT-LHP	2017
TEJEDA, ROBINSON-RHP*	2009
TESTA, CARLO-OF	2012-13
THERIOT, BEN-C	2010-12
THRELKELD, MARK-1B	2014
THIBAUT, KIEL-C	2008
TORRES, RAMON-INF	2015-16
TOUPS, COREY-INF/OF	2016-17
TRAPP, JUSTIN-INF/OF	2014
TREANOR, MATT-C*	2011
TRIGGS, ANDREW-RHP	2013-14

V (8)	
VALENTIN, Geraldo-UTL	2008
VAN STRATTEEN, Nick-OF	2010-12
VARGAS, Jason-LHP*	2015, 2016
VENTURA, Yordano-RHP	2012-13
VERDUGO, Ryan-LHP	2013
VILLA, Kelvin-LHP	2010
VILLEGAS, Luis-C	2016
VOLZ, Kendal-RHP	2011-12
W (6)	
WALTERS, Zach-INF	2017
WHITE, Cole-RHP	2013
WHITLEMAN, Johnny-1B	2012
WILLIAMS, Ali-RHP	2014-15
WILSON, Vance-C	2009
WOOD, Blake-RHP	2008-09, 2014
Z (1)	
ZIMMER, Kyle-RHP	2013, 2015-17

KEY:**BOLD ITALICS:** MLB debut post-NWA**BOLD:** MLB debut prior to NWA

*Appeared on MLB Rehab

†Played under assumed name of Leo Nunez

MANAGERS (3)	
POLDBERG, Brian	2008-13
ROJAS, Mike	2018
WILSON, Vance	2014-17
HITTING COACHES (7)	
BRADSHAW, Terry	2009-12
BUCHANAN, Brian	2016
DAVID, Andre	2014
GREGG, Tommy	2008
LIRIANO, Nelson	2013
MOORE, Brandon	2015
ROBERTS, Leon	2017-18
PITCHING COACHES (3)	
BROWER, Jim	2013-15
CARTER, Larry	2008-12
LUEBBER, Steve	2016-2018
BULLPEN COACHES (1)	
STETTER, Mitch	2014
FIRST BASE COACHES (1)	
SCHLEHUBER, Jared	2017
TRAINERS (3)	
DELUCCI, Chris	2008
KOYANAGI, Masa	2012-18
MEDINA, Tony	2010-11
STRENGTH COACHES (6)	
ABELL, Jarret	2017-18
DINE, Nate	2013
DRIGGERS, Austin	2014-16
GREANY, Joey	2010-11
LIVELY, Niz	2008-09
TIMKE, George	2012

Includes all 293 players who has been in at least one Texas League game with the Nationals since 2008.

63 players have debuted in the MLB following a stint with the Nationals • 7 made MLB debut in 2017, all with KC**ALL-STAR SELECTIONS**

2008	
Kila Ka'aihue	1B*
Juan Richardson	DH*
Angel Sanchez	INF
Ovandy Suero	OF
Dan Cortes	RHP
Dusty Hughes	LHP
Blake Johnson	RHP
2009	
Corey Smith	3B*
Jordan Parraz	OF*
Kurt Mertins	INF
Cody Strait	OF
Greg Holland	RHP
2010	
Johnny Givoutella	2B*
Mike Moustakas	3B*
Clint Robinson	DH*
Paulo Orlando	RF*
Derrick Robinson	CF*
Chris McConnell	INF
Tim Smith	OF
Mario Santiago	RHP
Louis Coleman	RHP
Brandon Sisk	LHP
Edgar Osuna	LHP
Mike Montgomery	LHP
2011	
Anthony Seratelli	2B*
Salvador Perez	C
Jeff Bianchi	INF
Wil Myers	OF
Buddy Baumann	LHP
Kelvin Herrera	RHP
2012	
Carlo Testa	LF*
Yem Prades	RF*
Mario Lissom	INF
Christian Colon	INF
Patrick Keating	RHP
Justin Marks	LHP

2013	
Orlando Calixte	SS*
Matt Fields	DH
Roman Hernandez	RF*
Angel Franco	INF
Rey Navarro	INF
Mitch Canham	C
Yordano Ventura	RHP
Santiago Garrido	RHP
2014	
Lane Adams CF*	
Jorge Bonifacio	RF*
Cheslor Cuthbert	3B*
Orlando Calixte	INF
Whit Merrifield	INF
Andrew Triggs	RHP
2015	
Jorge Bonifacio	OF*
Balbino Fuenmayor	1B*
Mike Bianucci	OF
Angel Franco	2B
Terrance Gore	OF
Alex Liddi	3B
J.C. Sulbaran	RHP
2016	
Mauricio Ramos	3B*
Frank Schwindel	1B
Jake Junis	RHP
Kevin McCarthy	RHP
Alec Mills	RHP
2017	
Humberto Arteaga*	SS
Samir Duenes*	1B
Jack Lopez*	2B
Pedro Fernandez	RHP
Jake Newberry	RHP
Sam Selman	LHP

POSTSEASON ALL-STAR

2008	
Kila Ka'aihue	1B
Dan Cortes	RHP
2010	
Clint Robinson	1B
Johnny Givoutella	2B
Mike Moustakas	3B
Paulo Orlando	OF
Derrick Robinson	OF
2011	
Salvador Perez	C
2014	
Andy Ferguson	RHP
2015	
Jonathan Dzedzic	LHP
Balbino Fuenmayor	1B
2016	
Eric Skoglund	LHP
Jake Junis	RHP

* - Denotes start

AWARD WINNERS

NATURALS TEXAS LEAGUE PLAYER OF THE WEEK AWARDS

Texas League Player of the Week (29)

July 7, 2008.....	Kila Ka'aihue
.....	Juan Richardson
Aug. 25, 2008.....	Cory Aldridge
June 1, 2009.....	Kurt Mertins
June 22, 2009.....	Jeff Bianchi
June 29, 2009.....	Ed Lucas
July 20, 2009.....	Jeff Bianchi
Aug. 31, 2009.....	Cody Clark
April 19, 2010.....	Mike Moustakas
May 17, 2010.....	Mike Moustakas
July 5, 2010.....	Clint Robinson
Aug. 9, 2010.....	Clint Robinson
Aug. 30, 2010.....	Clint Robinson
May 9, 2011.....	Nick Van Stratten
July 18, 2011.....	Salvador Perez
April 23, 2012.....	Wil Myers
April 15, 2013.....	Brett Eibner
June 3, 2013.....	Brian Fletcher
June 24, 2013.....	Whit Merrifield
July 8, 2013.....	Brett Eibner
July 22, 2013.....	Brian Fletcher
June 26, 2014.....	Cheslor Cuthbert
June 23, 2014.....	Lane Adams
Aug. 4, 2014.....	Juan Graterol
April 27, 2015.....	Balbino Fuenmayor
May 11, 2015.....	Balbino Fuenmayor
June 29, 2015.....	Alex Liddi
June 20, 2016.....	Frank Schwindel
June 5, 2017.....	Donnie Dewees
June 26, 2017.....	Donnie Dewees

Texas League Pitcher of the Week (24)

April 21, 2008.....	Carlos Rosa
June 2, 2008.....	Blake Wood
Aug. 25, 2008.....	Blake Wood
April 8, 2010.....	Federico Castaneda
April 19, 2010.....	Edgar Osuna
June 21, 2010.....	Louis Coleman
June 28, 2010.....	Mario Santiago
Aug. 23, 2010.....	John Lamb
May 9, 2011.....	Will Smith
May 23, 2011.....	Buddy Baumann
April 30, 2012.....	Jake Odorizzi
May 7, 2012.....	Chris Dwyer
July 30, 2012.....	Ethan Hollingsworth
May 6, 2013.....	Yordano Ventura
June 24, 2013.....	Brooks Pounders
July 22, 2013.....	Aaron Brooks
July 7, 2014.....	Jason Adam
July 14, 2014.....	Andy Ferguson
May 11, 2015.....	Miguel Almonte
July 20, 2015.....	Cody Reed
May 23, 2016.....	Jake Junis
June 13, 2016.....	Alec Mills
August 1, 2016.....	Daniel Stumpf
June 19, 2017.....	Forster Griffin

KANSAS CITY ROYALS ORGANIZATIONAL AWARDS

WON BY NATURALS

George Brett Award

(organization's top hitter)

2008.....	Kila Ka'aihue
2009.....	David Lough
2010.....	Mike Moustakas
2012.....	Wil Myers
2013.....	Lane Adams
2014.....	Whit Merrifield
2016.....	Hunter Dozier
2017.....	Frank Schwindel

Paul Splittorff Award

(organization's top pitcher)

2009.....	Dan Cortes
2010.....	John Lamb
2011.....	Kelvin Herrera
2012.....	Jake Odorizzi
2013.....	Yordano Ventura
2014.....	Christian Binford
2015.....	Jonathan Dzedzic
2016.....	Jake Junis
2017.....	Foster Griffin

Mike Sweeney Award

(represents KC on and off field)

2012.....	Alex McClure
2014.....	Malcom Culver
2015.....	Parker Morin
2016.....	Logan Moon
2017.....	Elier Hernandez

Willie Wilson Award

(organization's top baserunner)

2010.....	Derrick Robinson
2011.....	Anthony Seratelli
2015.....	Terrance Gore

Frank White Award

(organization's top defender)

2015.....	Bubba Starling
2016.....	Cam Gallagher
2017.....	Nicky Lopez

Dick Howser Award

(organization's most outstanding player development person)

2016.....	Vance Wilson
-----------	--------------

VARIOUS OTHER AWARDS

Texas League Player of the Year

2008	Kila Ka'aihue, First Baseman
2010	Mike Moustakas, Third Baseman

Texas League Manager of the Year

2010	Brian Poldberg
------	----------------

Mike Coolbaugh Coach of the Year

2008	Larry Carter
2012	Terry Bradshaw

Texas League Organization of the Year

2012	Northwest Arkansas Naturals
------	-----------------------------

Texas League Executive of the Year

2008	Eric Edlestein, General Manager
------	---------------------------------

Matt Minker Award Winner

2011	Eric Edlestein, General Manager
2016	Justin Cole, General Manager

Texas League All-Star Game MVP

2009	Corey Smith, Infielder
2015	Jorge Bonifacio, Outfielder

Baseball America Player of the Year

2012	Wil Myers, Outfielder
------	-----------------------

Baseball America Bob Freitas Award

2012	Northwest Arkansas Naturals
------	-----------------------------

Sporting News MiLB Hitter of the Year

2010	Mike Moustakas, Third Baseman
------	-------------------------------

OPENING DAY LINE-UPS

2008 at San Antonio, 6-4 Win

1. Jose Duarte, CF
2. Angel Sanchez, SS
3. Mario Lisson, 3B
4. Juan Richardson, DH
5. Kila Ka'aihue, 1B
6. Marc Maddox, 2B
7. Brian McFall, RF
8. Geraldo Valentín, LF
9. Kiel Thibault, C
- SP Carlos Rosa, RHP

2009 at San Antonio, 7-2, Loss

1. Jose Duarte, CF
2. Joe Dickerson, LF
3. Mario Lisson, SS
4. Cody Strait, DH
5. Corey Smith, 3B
6. Jordan Parraz, RF
7. Brian McFall, 1B
8. Kurt Mertins, 2B
9. John Suomi, C
- SP Dan Cortes, LHP

2010 vs. San Antonio, 5-1, Win

1. Derrick Robinson, CF
2. Johnny Giavotella, 2B
3. Clint Robinson, 1B
4. Ernesto Mejía, DH
5. Nick Van Stratten, RF
6. Tim Smith, LF
7. Manny Pina, C
8. Kurt Mertins, 3B
9. Chris McConnell, SS
- SP Aaron Crow, RHP

2011 vs. San Antonio, 3-2, Loss

1. Derrick Robinson, CF
2. Christian Colon, SS
3. Wil Myers, RF
4. Jamie Romak, DH
5. Jeff Bianchi, 2B
6. Salvador Perez, C
7. Kurt Mertins, 3B
8. Anthony Seratelli, 1B
9. Nick Van Stratten, LHP
- SP Chris Dwyer, RHP

2012 at Corpus Christi, 9-0, Loss

1. Rey Navarro, 2B
2. Christian Colon, SS
3. Wil Myers, RF
4. Johnny Whittleman, 1B
5. Mario Lisson, 3B
6. Yem Prades, CF
7. Carlo Testa, LF
8. Terry Evans, DH
9. Ben Theriot
- SP Chris Dwyer, RHP

2013 vs. Midland, 11-0, Loss

1. Brett Eibner, CF
2. Orlando Calixte, SS
3. Brian Fletcher, DH
4. Matt Fields, 1B
5. Yem Prades, RF
6. Manny Pina, C
7. Whit Merrifield, LF
8. Alex McClure, 2B
9. Rey Navarro, 3B
- SP Noel Arguelles, LHP

2014 at Frisco, 3-1, Win (7 innings)

1. Lane Adams, CF
2. Whit Merrifield, LF
3. Jorge Bonifacio, RF
4. Cheslor Cuthbert, 3B
5. Jared Schlehuber, 1B
6. Edinson Rincon, DH
7. Angel Franco, SS
8. Parker Morin, C
9. Justin Trapp, 2B
- SP Andy Ferguson, RHP

2015 at Midland, 10-5, Loss

1. Lane Adams, CF
2. Raul Mondesi, SS
3. Jorge Bonifacio, RF
4. Alex Liddi, 1B
5. Hunter Dozier, 3B
6. Mike Bianucci, DH
7. Angel Franco, 2B
8. Anderson De La Rosa, C
9. Terrance Gore, LF
- SP Miguel Almonte, RHP

2016 v. Frisco, 2-0, Loss

1. Ramos Torres, 2B
2. Raul Mondesi, SS
3. Bubba Starling, CF
4. Hunter Dozier, 3B
5. Orlando Calixte, RF
6. Zane Evans, C
7. Mauricio Ramos, DH
8. Frank Schwindel, 1B
9. Carlos Garcia, LF
- SP Alec Mills, RHP

2017 v. San Antonio, 4-0, Loss

1. Donnie Dewees, CF
2. Alfredo Escalera, LF
3. Samir Duenez, 1B
4. Frank Schwindel, DH
5. Mauricio Ramos, 3B
6. Humberto Arteaga, SS
7. Zane Evans, C
8. Logan Moon, RF
9. Jack Lopez, 2B
- SP Zach Lovvorn, RHP

OPENING DAY LINE-UP FIGURES

OFFENSIVE NUMBERS:

Most Starts: Kurt Mertins, 3 starts
Most At-Bats: 5, Many Players, last: Lane Adams/Jorge Bonifacio - April 9, 2015 at Midland
Most Hits: 3, Three Players - last: Mike Bianucci/Hunter Dozier - April 9, 2015 at Midland
Most Runs: 2, Mike Bianucci/Hunter Dozier - April 9, 2015 at Midland
Most RBI: 3, Kila Ka'aihue - April 3, 2008
Most Doubles: 1, Nine Players - last: Hunter Dozier - April 9, 2015 at Midland
Most Triples: 1, Two Players - last: Rey Navarro - April 5, 2012 at Corpus Christi
Most Home runs: 2, Mike Bianucci - April 9, 2015 at Midland
Most Walks: 2, Three Players - last: Ramon Torres - April 7, 2016 v. Frisco
Most Strikeouts: 3, Three players - last: Mauricio Ramos - April 6, 2017 v. San Antonio
Most Total Bases: 9, Mike Bianucci - April 9, 2015 at Midland
Most Stolen Bases: 2, Twice, last: Orlando Calixte - April 7, 2016 v. Frisco
Most Errors: 2, Two Players - last: Christian Colon - April 5, 2012 at Corpus Christi
Most Outfield Assists: 2, Nick Van Stratten - April 7, 2011

PITCHING NUMBERS:

Most Innings Pitched, Starter: 6.0 IP, Zach Lovvorn - April 6, 2017 v. San Antonio
Most Innings Pitched, Reliever: 4.1 IP, Everett Teaford - April 8, 2010 v. San Antonio
Most Hits Allowed, Starter: 6, Two Players - last: Dan Cortes - April 9, 2009 at San Antonio
Most Hits Allowed, Reliever: 3, Four Players - last: Reid Redman - April 9, 2015 at Midland
Most Runs Allowed, Starter: 5, Dan Cortes - April 9, 2009 at San Antonio
Most Runs Allowed, Reliever: 4, Elisaul Pimentel - April 5, 2012 at Corpus Christi
Most Earned Runs Allowed, Starter: 5, Dan Cortes - April 9, 2009 at San Antonio
Most Earned Runs Allowed, Reliever: 4, Elisaul Pimentel - April 5, 2012 at Corpus Christi
Most Walks Allowed, Starter: 4, Noel Arguelles - April 4, 2013 v. Midland
Most Walks Allowed, Reliever: 6, Daniel Stumpf - April 9, 2015 at Midland
Most Strikeouts, Starter: 8, Zach Lovvorn - April 6, 2017 v. San Antonio
Most Strikeouts, Reliever: 6, Everett Teaford - April 8, 2010 v. San Antonio
Most Home Runs Allowed, Starter: 1, Two players - last: Zach Lovvorn, April 6, 2017 v. San Antonio
Most Home Runs Allowed, Reliever: 1, Four Players - last: Reid Redman, April 6, 2017 v. San Antonio

FRANCHISE FIRSTS

TEAM

Game	April 3, 2008 at San Antonio
Plate Umpire	Jason Millsap
Win	April 3, 2008 at San Antonio, 6-4
Road Game	April 3, 2008 at San Antonio
Loss	April 4, 2008 at San Antonio, 3-0
Series Win	April 25-28, 2008 vs. Arkansas (4-0 sweep)
Home Series Win	April 25-28, 2008 vs. Arkansas (4-0 sweep)
Road Series Win	May 12-15, 2008 at Tulsa (3 games to 1)
Home Series Sweep	April 25-28, 2008 vs. Arkansas (4-0 sweep)
Road Series Sweep	June 29-July 1, 2008 at Corpus Christi (3-0 sweep)
Homestand Above .500	April 21-28, 2008 vs Springfield (2-2) & Arkansas (4-0)
Shutout	April 8, 2008 at Corpus Christi, 2-0
Extra Inning Game	April 7, 2008 at Corpus Christi, 12 innings (8-7, loss)
Doubleheader	April 24, 2008 vs. Springfield, game 1: W, 4-2, game 2: 4-3, L
Ejection	Brian Poldberg, May 16, 2008 vs. Arkansas: 7th inning by HP umpire Mike Jarboe

HITTERS

Batter	Jose Duarte, April 3, 2008 at San Antonio
Baserunner	Jose Duarte, April 3, 2008 at San Antonio
Base Hit	Jose Duarte, April 3, 2008 at San Antonio (single)
Run	Jose Duarte, April 3, 2008 at San Antonio (3rd inning)
Run Batted In	Juan Richardson, April 3, 2008 (3rd inning, single)
Extra-Base Hit	Brian McFall, April 3, 2008 (triple)
Double	Kiel Thibault, April 3, 2008
Triple	Brian McFall, April 3, 2008
Home Run	Brian McFall, April 3, 2008 (5th inning off Michael Ekstorm)
Two-Run Home Run	Brian McFall, April 3, 2008 (5th inning off Michael Ekstorm)
Three-Run Home Run	Kila Ka'aihue, April 7, 2008 vs. Corpus Christi (1st inning, off Sean Walker)
Grand Slam	Kila Ka'aihue, April 11, 2008 vs. San Antonio (8th inning, off Jonathan Ellis)
Inside-the-Park Home Run	Donnie Dewees, July 27, 2017 vs. Springfield Cardinals (3rd inning off Trey Nielsen)
Pinch Hitter	Kila Ka'aihue, April 12, 2008 vs. San Antonio
Pinch Hit	Brian McFall, April 24, 2008 vs. Springfield (single)
Two Hits, Inning	Mario Lissons, April 11, 2008 (two singles)
Stolen Base	Jose Duarte, April 3, 2008 at San Antonio
Walk	Jose Duarte, April 3, 2008 at San Antonio
Strikeout	Angel Sanches, April 3, 2008 (by Michael Ekstorm)
Sacrifice	Jose Duarte, April 3, 2008
Sacrifice Fly	Ovandy Suero, April 13, 2008 vs. Corpus Christi
Hit by Pitch	Marc Maddox, April 6, 2008 vs. Corpus Christi
Ground Into Double Play	Angel Sanchez, April 3, 2008 at San Antonio

PITCHERS

Pitcher	Carlos Rosa, April 3, 2008 at San Antonio
Winning Pitcher	Dusty Hughes, April 3, 2008 at San Antonio
Losing Pitcher	Julio Pimentel, April 4, 2008 at San Antonio
Save	Matt Peterson, April 3, 2008 at San Antonio
Hit Allowed	Carlos Rosa, April 3, 2008 at San Antonio by Chad Huffman (single)
Double Allowed	Carlos Rosa, April 3, 2008 at San Antonio by Peter Ciofrone
Triple Allowed	Dusty Hughes, April 6, 2008 at Corpus Christi by Eli Lorg
Home Run Allowed	Matt Peterson, April 3, 2008 at San Antonio by Brett Dowdy
Run Allowed	Carlos Rosa, April 3, 2008 by Chad Huffman
Walk	Dusty Hughes, April 3, 2008 by Brett Dowdy
Strikeout	Brett Dowdy by Carlos Rosa, April 3, 2008 at San Antonio
Hit Batsman	Rowdy Hardy, April 5, 2008 at San Antonio. Hit Drew Macias
Wild Pitch	Dusty Hughes, April 6, 2008 at Corpus Christi

FIELDING

Double Play	April 5, 2008 at San Antonio. Hit by Kyle Blanks. Mario Lisson (5) - Marc Maddox (4) - Ka'aihue (3) was the fielding play.
Unassisted Double Play	Kila Ka'aihue on April 5, 2008, 3-unassisted.
Triple Play	July 19, 2011 at Arkansas. Hit by Alberto Rosario. Mario Lisson (5) - Jeff Bianchi (4) - Jamie Romak (3) was the fielding play.
Error	Angel Sanches, April 3, 2008 at San Antonio (throwing)
Outfield Assists	Jose Duarte, April 4, 2008 at San Antonio

OPENING DAY LINE-UP FIGURES

ALL-TIME RECORD OPENING DAY: 3-7

Current Streak: Loss 3 Opening Day Record, Home: 1-4 Opening Day Record, Road: 2-3 Most At-Bats: 40, April 3, 2008 at San Antonio Most Runs: 6, April 3, 2008 at San Antonio Most Hits: 14, April 3, 2008 Most Walks, Batting: 6, April 8, 2010 v. San Antonio Most Strikeouts, Batting: 11, April 5, 2012 at Corpus Christi Most Left-on-Base: 11, April 5, 2012 Best RISP: 5-for-11, April 8, 2010 v. San Antonio	Worst RISP: 0-for-9, April 7, 2016 v. Frisco Most Doubles: 3, April 8, 2010 v. San Antonio Most Triples: 1, Twice - last: April 5, 2012 at Corpus Christi Most Home Runs: 4, April 9, 2015 at Midland Most Errors: 5, Twice - last: April 5, 2012 at Corpus Christi Most Stolen Bases: 2, Thrice - last: April 7, 2016 v. Frisco Longest Game Time: 3 hours, 34 mins., April 4, 2013 at Midland Shortest Game Time: 2 hours, 27 mins., April 7, 2011 v. San Antonio Largest Attendance: 6,210, April 6, 2017 Smallest Attendance: 4,856, April 4, 2013 v. Midland
--	--

NORTH DIVISION SERIES HISTORY

2008 NORTH DIVISION CHAMPIONSHIP

In the franchise's first season of existence, the Naturals won the 2nd Half North Division crown on August 30, 2008, to earn a playoff berth against the 1st Half North Division champions, the Arkansas Travelers (Los Angeles Angels). Northwest Arkansas posed a good fight against Arkansas, trailing 2-0 entering the final game of the series. The Travelers scored three runs in the top of the 11th to advance to the Texas League Championship Series. Despite the Naturals' early exit from the postseason, it set a winning precedent for the organization for years to come.

Game 1 • at Arkansas • Thursday, September 4

Northwest Arkansas	001	000	000	-	1	4	0
Arkansas	000	001	03X	-	4	7	0

WP: F. Rodriguez (1-0); LP: C. Hayes (0-1); SV: R. Rodriguez (1);
HR: Duarte (1). T-2:39 A-1,059

Game 2 • at Arkansas • Friday, September 5


Northwest Arkansas	010	000	030	-	4	6	1
Arkansas	204	000	00X	-	6	8	1

WP: D. Denham (1-0); LP: B. Wood (0-1); SV: R. Rodriguez (2);
HR: Trumbo (1). T-2:38 A-2,015

Game 3 • at NW Arkansas • Saturday, September 6

Arkansas	020	100	000	03	-	6	11	0
Northwest Arkansas	020	100	000	00	-	4	8	0

WP: D. Brandt (1-0); LP: K. Crist (0-1); SV: R. Rodriguez (3); HR: Conger (1), Lissou (2). T-2:49 A-3,047 (6,121)



Northwest Arkansas won the franchise's first playoff series on Sept. 11, 2009 sweeping Springfield, 3-0.

2009 NORTH DIVISION CHAMPIONSHIP

For the second consecutive season, Northwest Arkansas punched its ticket to the postseason with a 2nd Half North Division title on September 6, 2009. Three days later, the Naturals commenced upon a three-game sweep over the Springfield Cardinals (St. Louis Cardinals) in the best-of-five game series. Behind a complete-game shutout from Anthony Lerew in Game 1 and four home runs in Game 2, Kurt Mertins delivered a two-out, walk-off single to send Northwest Arkansas to the Texas League Championship for the first time in franchise history.

Game 1 • at Springfield • Wednesday, September 9

Northwest Arkansas	150	000	000	-	6	8	0
Springfield	000	000	000	-	0	2	1

WP: A. Lerew (1-0); LP: T. Hearne (0-1); HR: Bianchi (1).
T-2:16 A-3,109

Game 2 • at Springfield • Thursday, September 10

Northwest Arkansas	040	212	003	-	12	14	2
Springfield	142	000	000	-	7	12	1

WP: C. Orvella (1,0); LP: C. Mulligan (0-1); SV: A. Hartsock (1);
HR: Lough (1), Maddox (1), Bianchi (2), Clark (1).
T-3:22 A-3,704

Game 3 • at NW Arkansas • Friday, September 11

Springfield	001	000	000	-	1	4	3
Northwest Arkansas	100	000	001	-	2	8	1

WP: B. Wood (1-0); LP: C. Fick (0-1); HR: None.
T-2:36 A-3,664 (10,447)

2010 NORTH DIVISION CHAMPIONSHIP

In one of the most epic North Division Championship series, Northwest Arkansas trailed the Springfield Cardinals (St. Louis Cardinals) 2 games to 1 in the best-of-five series. The Cardinals led, 5-4 entering the top of the 8th inning before Eric Hosmer crushed his second homer of the game and fifth of the postseason to give Northwest Arkansas a 6-5 lead they did not relinquish to even the series. The Naturals played seven runs in the first two innings in Game 5 as Mike Montgomery struck out six batters over 6.1 innings to earn the win and put a seemingly team of destiny into the Texas League Championship. The five-game thriller between the Cardinals and the Naturals featured 18 future Major League players (Northwest Arkansas, 12; Springfield, 6), including future Major League All-Stars Eric Hosmer (Kansas City) and Matt Carpenter (St. Louis).

Game 1 • at NW Arkansas • Thursday, September 9

Springfield	010	000	010	002	-	4	8	2
Northwest Arkansas	001	000	010	000	-	2	11	1

WP: S. Gorgen (1-0); LP: P. Keating (0-1); SV: B. King (1);
HR: Kozma (2), Hosmer (1). T-3:48 A-3,927

Game 2 • at NW Arkansas • Friday, September 10

Springfield	000	000	002	-	2	8	2
Northwest Arkansas	110	001	20X	-	5	7	0

WP: E. Teaford (1-0); LP: D. Kopp (0-1); HR: Seratelli (1), Hosmer (2). T-2:41 A-3,642

Game 3 • at Springfield • Saturday, September 11

Northwest Arkansas	200	000	205	-	9	12	1
Springfield	002	820	10X	-	13	16	0

WP: B. Broderick (1-0); LP: R. Hardy (0-1); SV: B. King (2); HR: Hosmer (3), Seratelli (2). T-3:27 A-3,536

Game 4 • at Springfield • Sunday, September 12


Northwest Arkansas	200	002	020	-	6	8	0
Springfield	111	002	000	-	5	14	0

WP: B. Johnson (1-0); LP: S. Gorgen (1-1); SV: P. Keating (1);
HR: Hosmer (2), C. Robinson (1), Carpenter (1).
T-2:57 A-2,828

Game 5 • at NW Arkansas • Monday, September 13

Springfield	100	200	100	-	4	7	1
Northwest Arkansas	430	000	10X	-	8	12	2

WP: M. Montgomery (1-0); LP: T. Hearne (0-1); SV: H. Barrera (1); HR: Seratelli (3), Scruggs (1). T-3:03 A-2,726



Eric Hosmer hit a franchise-record six home runs during the 2010 postseason including two in Game 4 at Springfield.

2011 NORTH DIVISION CHAMPIONSHIP

2011 marked the fourth straight season the Naturals appeared in the North Division Championship Series and rekindled the Diamond State Rivalry against the Arkansas Travelers (Los Angeles Angels). The Naturals forced a Game 4 winning Game 3, behind 6.0 innings of one-run baseball from Mario Santiago before dropping Game 4 at home the following day.

Game 1 • at Arkansas • Wednesday, September 7

Northwest Arkansas	100	000	000	00	-	1	4	1
Arkansas	100	000	000	01	-	2	6	0

WP: D. Carpenter (1-0); LP: B. Hardy (0-1); HR: None.
T-3:33 A-2,439

Game 2 • at Arkansas • Thursday, September 8

Northwest Arkansas	000	000	000	-	0	2	2
Arkansas	000	000	001	-	1	3	0

WP: S. Gelz (1,0); LP: E. Garcia (0-1); HR: Lopez (1)
T-2:20 A-2,936

Game 3 • at NW Arkansas • Friday, September 9

Arkansas	100	000	000	-	1	4	2
Northwest Arkansas	100	010	01X	-	3	4	1

WP: M. Santiago (1-0); LP: O. Arenas (0-1); SV: B. Hardy (1)HR: None. T-2:35 A-3,193

Game 4 • at NW Arkansas • Saturday, September 10

Arkansas	300	310	020	-	9	12	0
Northwest Arkansas	000	302	000	-	5	10	3

WP: Van Mil (1-0); LP: Jeffress (0-1); HR: T. Smith (1), Jimenez 2 (2). T-3:20 A-2,503 (1,071)

2015 NORTH DIVISION CHAMPIONSHIP

The Naturals snapped a three-year playoff drought by capturing the 1st Half North Division title. Northwest Arkansas met the Arkansas Travelers (Los Angeles Angels) in the North Division Championship for the third time in franchise history and went on to sweep the Travelers, 3-0. Trailing 3-1 in Game 1, Raul Mondesi hit a game-tying two-run home run in the bottom of the 8th inning. Bubba Starling led off the 9th by reaching on an error and scored from 1st base with two outs on a single by Parker Morin to win the game, 4-3. The Game 1 victory set the tone for the remainder of the series.

Game 1 • at NW Arkansas • Wednesday, September 9

Arkansas	000	012	000	-	3	8	1
Northwest Arkansas	000	010	021	-	4	7	0

WP: M. Peterson (1-0); LP: C. O'Grady (0-1); HR: Mondesi (1) T-2:55 A-2,418

Game 2 • at NW Arkansas • Friday, September 10

Arkansas	100	002	000	-	3	8	2
Northwest Arkansas	000	005	00X	-	5	8	0

WP: S. Selman (1-0); LP: E. Santos (0-1); SV: M. Peterson (1); HR: None. T-3:07 A-3,215

Game 3 • at Arkansas • Saturday, September 11

Northwest Arkansas	010	201	101	-	6	9	0
Arkansas	101	010	000	-	3	6	0

WP: B. Pounders (1-0); LP: K. Winkler (0-1); SV: M. Culver (1); HR: Starling (1). T-2:48 A-1,508 (7,141)

2016 NORTH DIVISION CHAMPIONSHIP

After winning the 2nd Half of the North Division on the final day of the regular season, Northwest Arkansas rolled into the postseason and entered the best-of-five game series against the Springfield Cardinals (St. Louis Cardinals) on the road. The Naturals set franchise and Texas League records, including most hits (19) in a losing effort and experienced the suspension rule. Game 2 of the series started in Springfield, Mo. on Thursday, Sept. 9 and concluded in Springdale, Ark. on Friday, Sept. 10 in the afternoon, prior to Game 3. Leading the series, 2-1 entering Game 4, a walk-off, bunt, fielder's choice by Naturals' catcher, Cam Gallagher, scored Ryan O'Hearn in the bottom of the 10th inning to send the Naturals to the franchise's fourth Texas League Championship Series.

Game 1 • at Springfield • Wednesday, September 9

Northwest Arkansas	004	101	030	-	9	16	4
Springfield	000	140	010	-	6	10	1

WP: D. Stumpf (1-0); LP: R. Rowland (0-1); SV: M. Peterson; HR: Toups 2 (2), Caldwell (1). T-3:01 A-2,647

Game 2 • at Springfield/NW Ark. • Fri./Sat., Sept. 10/11

Northwest Arkansas	303	002	003	-	11	19	1
Springfield	300	040	05X	-	12	11	2

WP: R. Wick (1-0); LP: D. Stumpf (1-1); HR: Toups (3), O'Hearn 2 (2), Ramos (1), Dueniz (1), Wilson (1). T-2:39 (:11 delay/suspended game) A-2,598

Game 3 • at NW Arkansas • Saturday, September 11


Springfield	000	200	001	-	3	8	0
Northwest Arkansas	010	114	01X	-	8	14	0

WP: E. Stout (1-0); LP: M. Pearce (0-1); HR: Toups (4), Dueniz (2), Voit (1). T-2:50 A-2,477

Game 4 • at NW Arkansas • Sunday, September 12

Springfield	000	101	000	0	-	2	6	0
Northwest Arkansas	000	100	100	1	-	3	11	1

WP: M. Peterson (1-0); LP: J. Lucas (0-1); HR: O'Hearn (3), DeJong (1). T-3:08 A-1,710



Ryan O'Hearn scored on a bunt by Cam Gallagher to defeat the Cardinals, 3-2 in 10 innings in Game 4 of the 2016 NLCS.

2017 NORTH DIVISION CHAMPIONSHIP

NWA clinched during the club's longest road trip in franchise history. The Naturals opened the 14-game in 13-days roadtrip with a five-game series sweep of the Tulsa Drillers with the finale and clinching game featuring a seven-inning performance by left-hander Emilio Ogando in the 4-1 win. The Naturals and Drillers locked-up in the North Division Series as this time, the Drillers notched the upper hand. Northwest Arkansas took Game 1 with a three-run seventh inning with an eight-strikeout performance by Foster Griffin to take a 1-0 series lead. The Drillers evened the series with an 11-7 back-and-forth win headed into to Tulsa. NWA took Game 3 by scoring six runs in the first two innings en route to a 7-3; but Tulsa took the final two games to advance to the Texas League Championship Series.

Game 1 • at NW Arkansas • Wednesday, September 6

Tulsa	000	000	010	-	1	4	1
Northwest Arkansas	000	000	00X	-	3	7	1

WP: T. Hill (1-0); LP: L. Somsen (0-1); SV: R. Lovelady (1) HR: None T-2:23 A-2,616

Game 2 • at NW Arkansas • Thursday, Sept. 7

Tulsa	204	100	400	-	11	9	2
Northwest Arkansas	000	331	000	-	7	12	0

WP: B. Moran (1-0); LP: Y. Marte (0-1); HR: Dini (1), Gailen (1), Beaty (1), Jackson (1) T-3:42 A-3,434

Game 3 • at Tulsa • Friday, September 8

Northwest Arkansas	330	000	010	-	7	12	1
Tulsa	300	000	000	-	3	6	2

WP: E. Ogando (1-0); LP: J. Sborz (0-1); HR: Garlick (1), Gailen (2). T-2:27 A-2,692

Game 4 • at Tulsa • Saturday, September 9

Northwest Arkansas	002	204	000	-	8	13	0
Tulsa	000	262	06X	-	16	18	2

WP: K. Kowalczyk (1-0); LP: M. Tenuta (0-1); HR: O'Hearn (1), O'Brien (1), Garlick (2). T-3:41 A-2,377

Game 5 • at Tulsa • Sunday, September 10

Northwest Arkansas	000	000	001	-	1	6	1
Tulsa	030	300	03X	-	6	7	0

WP: D. Santana (1-0); LP: C. Ray (0-1); HR: Mejia (1). T-2:26 A-2,179



Alfredo Escalera (No. 34), Sam Selman (center) and Dennis Dewees celebrate at ONEOK Field following the Naturals 4-1 win to clinch the First Half Championship on June 17, 2017.

CHAMPIONSHIP SERIES HISTORY

2009 TEXAS LEAGUE CHAMPIONSHIP V. MIDLAND ROCKHOUNDS

RockHounds win, 3-1

The first Texas League Championship series appearance in Northwest Arkansas history saw the Naturals fall in four games to the Midland RockHounds (Oakland Athletics). The Naturals jumped on the RockHounds in the series opener in the Permian Basin at CitiBank Ballpark, massacring Midland for 11 runs on 18 hits and came back to the Natural State with the series tied at 1-1. The RockHounds staved off a Naturals' late-inning rally in Game 3 and won a 12-inning thriller in Game 4 to clinch the series, 3-1.

Game 1 • at Midland • Tuesday, September 15

The Naturals offensive attack set a postseason franchise record with 18 hits, matching the single-game high for the 2009 season and capitalized on five Midland blunders to take Game 1, 11-5...Naturals' starter, Anthony Lerew, earned his second win of the postseason allowing one run over 6.0 innings with six strikeouts...Midland starter, Arnold Leon, took the loss after working just 4.0 innings, allowing three unearned runs...the Naturals struck first in the second inning, after Corey Smith moved into scoring position on a Josh Donaldson passed ball, Vance Wilson delivered a run-scoring single to get the Naturals on the board...Northwest Arkansas made it 2-0 in the third after a RockHound error, the first of eventual five on the night...four doubles catalyzed the Naturals' offense with Wilson delivering two in the win.

Northwest Arkansas	011	122	310	-	11	18	0
Midland	001	000	004	-	5	13	5

WP: A. Lerew (2-0); LP: A. Leon (0-1); HR: Donaldson (3, 3rd inning, Lerew). T-3:03 A-3,498

Game 2 • at Midland • Wednesday, September 16

Midland used a five-run sixth-inning and staved off a late-inning rally by Northwest Arkansas to even the series...veteran right-hander, Graham Godfrey, earned a gritty win...Chad Orvella blew the save and took the loss for the Naturals...Jon Hunton worked the final four outs to notch the save...the Naturals blew the game open early with a five-run second inning...Marc Maddox came through with the big blow during the second inning with a two-run homer...Midland responded with two-run home half of the second to narrow the gap...three home runs in the sixth inning propelled the RockHounds to a 7-5 lead...Corey Smith singled home Jeff Bianchi in the eighth inning; but Hunton halted the rally for Midland.

Northwest Arkansas	050	000	010	-	6	11	1
Midland	020	005	00X	-	7	11	0

WP: G. Godfrey (1-0); LP: C. Orvella (1-1); SV: J. Hunton (3)
HR: Maddox (2, 2nd inning, Godfrey), Peterson (1, 6th inning, Hardy), Gilbert (1, 6th inning, Hardy), Weeks (2, 6th inning, Orvella) T-2:51 A-3,577

Game 3 • at Northwest Arkansas • Friday, September 18

The RockHounds took a 2-1 series lead by plating six runs in the first three innings...Northwest Arkansas finally broke through against Midland starter, Kyle Middleton, in the fifth inning on a Kurt Mertins sacrifice fly...trailing 8-1 entering the bottom of the sixth, David Lough belted a two-run homer to cut the deficit to 8-3...after the RockHounds made it a 9-3 game, Northwest Arkansas used a three-run home run by team-leader, Corey Brown, to pull the Naturals within three...Jarrod Dyson led off the bottom of the ninth with a double and later scored on a Midland fielding error for the Naturals' final run of the game.

Midland	303	011	010	-	9	12	2
Northwest Arkansas	000	012	031	-	7	10	1

WP: K. Middleton (2-0); LP: B. Johnson (0-1); SV: J. Lansford (1) HR: Lough (2, 6th inning, Middleton), Co. Smith (1, 8th inning, Storey), C. Brown (1, 3rd inning, Johnson), Peterson (2, 5th inning, Castaneda), Horton 2 (2, 6th inning, Castaneda, 8th inning, Castaneda). T-3:19 A-3,965

Game 4 • at Northwest Arkansas • Saturday, September 19

The RockHounds defeated the Naturals at Arvest Ballpark to clinch the organization's third Texas League crown...Northwest Arkansas broke the scoreless affair in the seventh inning on a Vance Wilson sacrifice fly, followed by a Cody Clark run-scoring single...a fielding error by Aaron Hartsock allowed for Corey Brown to hit a game-tying, two-run home run in the ninth inning...The Naturals could not capitalize on a bases-loaded chance in the 10th inning...Midland's Raul Padron hit a go-ahead, two-run home run in the top of the 12th frame to secure the extra-inning win for the RockHounds...

Midland	000	000	002	002	-	4	11	1
Northwest Arkansas	000	000	200	000	-	2	10	1

WP: J. Fernandez (1-0); LP: B. Swaggerty (0-1); SV: J. Lansford (2) HR: Brown (2, 9th inning, Hartsock), Padron (1, 12th inning Swaggerty). T-4:06 A-2,680

2009 POSTSEASON ROSTER

Manager: Brian Poldberg (27); **Coaches:** Terry Bradshaw (41), Larry Carter (34); **Strength Coach:** Nic Lively; **Trainer:** Chris DeLucia; **Clubhouse Manager:** Danny Helmer

No.	Name.....	Pos.	No.	Name.....	Pos.	No.	Name.....	Pos.
23	Juan Abreu.....	RHP	11	Jeff Howell.....	C	40	Ben Swaggerty.....	RHP
37	John Bannister.....	RHP	32	Blake Johnson.....	RHP	19	Everett Teaford.....	LHP
6	Jeff Bianchi.....	INF	18	Anthony Lerew.....	RHP	13	Vance Wilson.....	C
24	Federico Castaneda.....	RHP	15	David Lough.....	OF	37	Blake Wood.....	RHP
17	Cody Clark.....	C	21	Ed Lucas.....	UTL			
26	Jose Duarte.....	OF	9	Marc Maddox.....	2B/SS			
12	Jarrod Dyson.....	OF	3	Chris McConnell.....	SS			
33	Jason Godin.....	RHP	7	Kurt Mertins.....	2B			
28	Rowdy Hardy.....	LHP	29	Chad Orvella.....	RHP			
14	Aaron Hartsock.....	RHP	16	Corey Smith.....	1B			

2010 TEXAS LEAGUE CHAMPIONSHIP V. MIDLAND ROCKHOUNDS

Naturals win, 3-1

Three seasons into the franchise's young history, the Naturals capture the organizations only Texas League Championship crown with a 3-1 series win over the Midland RockHounds. The Naturals postseason roster included 12 future Major League players including Danny Duffy, Eric Hosmer and Will Smith. The Naturals pitching staff held Midland, the best offensive team from the South Division, to eight runs the entire series while posting a 1.25 ERA.

Game 1 • at NW Arkansas • Wednesday, September 15

Fueled by four home runs and strong pitching, the Naturals took Game 1 at home, 7-2...21-year old Danny Duffy notched th e win with five strikeouts over 5.0 innings...veteran hurler, Graham Godfrey took the loss...Patrick Keating worked the final four outs to earn the save...Midland struck first with a two-run second inning, but Manny Pina's two-run homer tied the contest in the bottom of the frame...Anthony Seratelli's two-run home run in the fourth inning gave the Naturals' the lead for good...Seratelli homered again in the seventh inning... Clint Robinson hit a home run in the eighth inning for a 7-2 final score.

Midland	020	000	000	-	2	9	0
Northwest Arkansas	020	200	21X	-	7	8	1

WP: D. Duffy (1-0); LP: G. Godfrey (0-1); SV: P. Keating (2); HR: Pina (1, 2nd inning, Godfrey), Seratelli 2 (5, 4th inning, Godfrey; 7th inning, Smyth), C. Robinson (2, 8th inning Sewell).
T-3:00 A-3,210

Game 2 • at NW Arkansas • Thursday, September 16

Midland starter, Anthony Capra kept the Naturals bats hitless for 6.0 innings, allowing an unearned run for Northwest Arkansas in bottom of third inning...Nick Van Stratten broke the no-hit bid off reliever, Mickey Storey, and later scored to tie the game at 2-2 on a Chris McConnell single...Midland broke the 2-2 tie in the ninth inning, scoring three runs on three hits and capitalizing on one Natural error...Midland's Nate Wagner pitched the bottom of the ninth and retired the Naturals in order.

Midland	000	200	003	-	5	11	2
Northwest Arkansas	001	000	100	-	2	2	1

WP: M. Storey (1-0); LP: R. Hardy (0-2); SV: N. Wagner (3)
HR: None. T-2:51 A-3,577

Game 3 • at Midland • Friday, September 17

Eric Hosmer's named continued to be etched deeper within Texas League lore as his sixth home run of the postseason ended up being the game-winner in the top of the eighth inning to give the Naturals a 2-1 series lead...the homer tied Keith Ginter's mark of the 2000 Round Rock Express as the second-most home runs in Texas League postseason history... starter John Lamb twirled 6.2 innings of one-run baseball with five strikeouts in a no-decision effort...Patrick Keating worked around a pair of singles in the ninth inning to hold on for the save in Game 3.

Northwest Arkansas	000	000	020	-	2	4	1
Midland	000	001	000	-	1	6	1

WP: H. Barrera (1-0); LP: M. Storey (1-1); SV: P. Keating (3)
HR: Hosmer (6, 8th inning, Storey), Green (2, 6th inning, Lamb).
T-2:34 A-3,528

Game 4 • at Midland • Saturday, September 18

Will Smith did not pitch a single inning for the Naturals during the regular season, but earned the win in the clinching game of the championship series...Smith worked 6.2 innings of shutout baseball with six strikeouts in the victory...Northwest Arkansas scratch across a run in the fifth inning after Anthony Seratelli's lead-off triple...the second run came when Eric Hosmer singled to score Johnny Givottella...the run was waved off initially with the umpires ruling the batted ball off Hosmer's bat hit Givottella's foot...manager Brian Poldberg argued and the call was reversed, which led to the ejection of Midland manager, Darren Bush...Henry Barrera retired all four batters he faced...Patrick Keating tip-toed around a lead-off double to record his fourth save of the postseason.

Northwest Arkansas	000	010	010	-	2	8	0
Midland	000	000	000	-	0	8	1

WP: W. Smith (1-0); LP: M. Wright (1-1); SV: P. Keating (4)
HR: None. T-2:40 A-3,279



2010 POSTSEASON ROSTER

Manager: Brian Poldberg (27); **Coaches:** Terry Bradshaw (41), Larry Carter (34); **Strength Coach:** Joey Greeny; **Trainer:** Tony Medina; **Clubhouse Manager:** Danny Helmer

No.	Name.....	Pos.	No.	Name.....	Pos.	No.	Name.....	Pos.
29	Henry Barrera.....	RHP	22	Mike Montgomery.....	LHP	25	Will Smith.....	LHP
21	Danny Duffy.....	LHP	16	Paulo Orlando.....	OF	40	Ben Swaggerty.....	LHP
15	Ryan Eigsti.....	C	31	Eduardo Paulino.....	RHP	17	Everett Teaford.....	LHP
3	Johnny Givottella.....	2B	9	Manuel Pina.....	C	1	Nick Van Stratten.....	OF
13	Rowdy Hardy.....	LHP	43	Clint Robinson.....	1B/DH			
33	Eric Hosmer.....	1B	4	Derrick Robinson.....	OF			
14	Blake Johnson.....	RHP	26	Jamie Romak.....	OF			
35	Patrick Keating.....	RHP	6	Anthony Seratelli.....	3B			
19	John Lamb.....	LHP	32	Brandon Sisk.....	LHP			
2	Chris McConnell.....		24	Tim Smith.....	OF			

2015 TEXAS LEAGUE CHAMPIONSHIP V. MIDLAND ROCKHOUNDS

RockHounds win, 3-0

For the third time in six seasons, the Midland RockHounds and the Naturals locked up in the Texas League Championship Series. Midland pitching dominated the series and allowed the RockHounds to grab their second consecutive Texas League Championship Series. The series featured future big leaguers such as Matt Olson and Sean Manaea of the RockHounds plus Jorge Bonifacio, Hunter Dozier, Daniel Stumpf and Kevin McCarthy for the Naturals.

Game 1 • at Midland • Tuesday, September 15

Traded just two months prior to Game 1 of the Texas League Championship Series by Kansas City to Oakland at the trade deadline, former Natural, Sean Manaea carved up his former teammates over eight innings with seven strikeouts... Northwest Arkansas struck first and cashed in on a Midland error in the third inning...Ramon Torres scored on a Raul Mondesi's double and later scored on a fielder's choice by Alex Liddi...The RockHounds responded for two runs in the third inning, highlighted by Jacob Bruggman's solo home run and scored three more in the fourth en route to the 5-2 loss.

Northwest Arkansas 002 000 000 - 2 9 0
Midland 002 300 00X - 5 5 2
WP: S. Manaea (1-0); LP: J. Dziedzic (0-1); SV: Brendan McCarthy (1); HR: Bruggman (3, 3rd inning, Dziedzic)
T-2:38 A-2,954



Game 2 • at Midland • Wednesday, September 16

Midland scored six runs over the first four innings using a pair of home runs -- one by Renato Nunez and Jacob Bruggman's second of the series...Northwest Arkansas rallied in the fifth inning with Frank Schwindel's run-scoring single... Jorge Bonifacio lifted the Naturals to within two runs of the RockHounds with his three-run home run, his first hit of the 2015 postseason...after Midland scored twice in the seventh, NWA scored twice in the ninth, but the RockHounds staved off the Naturals for any further runs.

Northwest Arkansas 000 013 002 - 6 6 0
Midland 300 300 20X - 8 12 2
WP: C. Jensen (2-0); LP: P. Clemens (0-1); HR: Nunez (2, 1st inning, Clemens), Bruggman (4, 4th inning, Murray)
T-2:37 A-3,292

Game 3 • at Northwest Arkansas • Friday, September 18

Rockhounds starter, Parker Frazier, dominated the Naturals over 9.0 innings throwing a complete-game shutout to complete the sweep for Midland...it marked the second straight Texas League Championship for the RockHounds... Midland touched up Naturals' starter, Luke Farrell, for four runs on five hits in the fourth inning and tacked on three runs including a solo home run by Josh Whitaker in the sixth inning en route to the 7-0 win...Northwest Arkansas was held to just three hits in the game with catcher, Parker Morin, going 2-for-3 with a double in the contest.

Midland 000 403 000 - 7 11 0
Northwest Arkansas 000 000 000 - 0 3 0
WP: P. Frazier (1-1); LP: L. Farrell (0-1); HR: Whitaker (3, 6th inning, McCarthy)
T-2:21 A-2,761

Parker Morin (left) finished 4-for-10 with a double in the Texas League Championship Series and hit .450 (9-for-20) with a double, triple and two RBIs during the 2015 Texas League Postseason.

2015 POSTSEASON ROSTER

Manager: Vance Wilson (13); **Coaches:** Brandon Moore (4)/Terry Bradshaw (41), Jim Brower (38); **Strength Coach:** Austin Driggers; **Trainer:** Masa Koyanagi; **Clubhouse Manager:** Danny Helmer

No.	Name.....	Pos.	No.	Name.....	Pos.	No.	Name.....	Pos.
19	Lane Adams.....	OF	22	Alex Liddi.....	UTL	1	Edward Salcedo.....	IF/OF
24	Jorge Bonifacio.....	OF	29	Kevin McCarthy.....	RHP	23	Frank Schwindel.....	1B/DH
15	Paul Clemens.....	RHP	2	Raul Mondesi.....	SS	17	Sam Selman.....	LHP
25	Malcom Culver.....	RHP	21	Park Morin.....	C	6	Bubba Starling.....	CF
8	Kenny Diekroeger.....	INF	57	Matt Murray.....	RHP	37	Eric Stout.....	LHP
9	Hunter Dozier.....	3B	16	Aroni Nina.....	RHP	11	Daniel Stumpf.....	LHP
12	Jonathan Dziedzic.....	LHP	18	Mark Peterson.....	RHP	27	Ramon Torres.....	INF
30	Zane Evans.....	C	39	Brooks Pounder.....	RHP			
40	Luke Farrell.....	RHP	14	Benino Pruneda.....	RHP			

2016 TEXAS LEAGUE CHAMPIONSHIP V. MIDLAND ROCKHOUNDS

RockHounds win, 3-1

The fourth meeting in franchise history and the second straight season, the Naturals and the RockHounds met in the Texas League Championship Series which saw the Midland win their third straight title in four games.

Game 1 • at NW Arkansas • Wednesday, September 13

The series opener proved went back and forth throughout the night...Midland struck first with two runs in top half of the first and the Naturals countered back using a lead-off double by Corey Toups to ignite a two-run frame...Northwest Arkansas gained the lead in the second on a solo home run -- the third of the postseason -- by Samir Duenez, but Midland tied the score in the third inning against Yender Caramo...Midland capitalized on a Naturals' error in the sixth to take a 5-3 lead which held until the ninth when Duenez plated Ryan O'Hearn to make it a 5-4 game and eventual final score.

Midland	201	002	000	-	5	11	1
Northwest Arkansas	210	000	001	-	4	8	1

WP: J. Seddon (2-0); LP: Y. Caramo (0-1); SV: J. Sanchez (1);
HR: Duenez (3, 2nd inning, Seddon) T-2:36 A-1,875

Game 2 • at NW Arkansas • Thursday, September 14

Midland broke the scoreless tie in the top of the fourth against Naturals' starter, Eric Skoglund, with two runs...the RockHounds tacked on three runs in the fifth inning and used a solo home run by Richie Martin in the sixth to increase the 6-0 lead...Northwest Arkansas stormed back against Midland reliever, Sam Bragg, three runs on four hits and added the club's final run in the seventh with a run-scoring single by Ryan O'Hearn...relievers, Miguel Almonte and Mark Peterson combined for three innings of shutout baseball with six total strikeouts to keep the Naturals within striking distance...but Jake Sanchez nailed down his second consecutive save by fanning the side in the final frame.

Midland	000	231	000	-	6	12	1
Northwest Arkansas	000	003	100	-	4	9	1

WP: C. Walter (1-0); LP: E. Skoglund (0-1); SV: J. Sanchez (2)
HR: Martin (1, 6th inning, Redman) T-3:16 A-1,694

Game 3 • at Midland • Friday, September 15

With the series pushed up a night due to ensuing inclement weather, the Naturals bussed over-night to get to west Texas for the 7:00 p.m. game and their season hanging in the balance...Josh Staumont kept the season alive with 6.1 innings of three-hit, shutout baseball and struck out eight RockHounds to earn the win...the Naturals offense came to his aid with a single-run in the opening inning on a sacrifice fly by Mauricio Ramos...added two more in the seventh with two-run double by Alfredo Escalera...Escalera added the fourth run in the ninth inning with a RBI triple and finished the game 4-for-5 with three runs batted in to help lead the Naturals into a Game 4 the following night...Daniel Stumpf, Aroni Nina and Eric Stout combined for the final 2.2 innings of no-hit baseball to shutdown the 'Hounds.

Northwest Arkansas	100	000	201	-	4	11	0
Midland	000	000	000	-	0	3	0

WP: J. Staumont (1-0); LP: B. Mann (1-1); SV: E. Stout (1)
HR: None T-2:46 A-3,805

Game 4 • at Midland • Saturday, September 16

With the field drenched from a downpour throughout the night, the Naturals and the RockHounds endured a three hour and three minute rain delay and finally threw the first pitch at 10:03 p.m. marking it the latest start time for a postseason game in Texas League history in over 25 years...Midland struck for a three runs in the second inning off starter, Glenn Sparkman, and added a fourth run in the fifth inning using a solo home run by Tyler Marincov...the Naturals offense never got off the ground, scoring the lone tally in the seventh inning...Midland starter, James Naile twirled 6.0 innings of two-hit baseball in his first career postseason start.

Northwest Arkansas	000	010	100	-	1	3	0
Midland	030	010	00X	-	4	11	0

WP: J. Naile (1-0); LP: G. Sparkman (0-1); SV: J. Sanchez (3)
HR: Rosa (2, 2nd inning, Sparkman), Marincov (1, 5th inning, Hill). T-2:35 (3:03 delay) A-3,301

2016 POSTSEASON ROSTER

Manager: Vance Wilson (13); **Coaches:** Brian Buchanan (44), Steve Luebber (46); **Strength Coach:** Austin Driggers; **Trainer:** Masa Koyanagi; **Clubhouse Manager:** Danny Helmer

No.	Name.....	Pos.	No.	Name.....	Pos.	No.	Name.....	Pos.
25	Miguel Almonte.....	RHP	45	Ashton Goudeau.....	RHP	15	Frank Schwindel.....	1B/DH
2	Humberto Arteaga.....	SS	19	Tim Hill.....	LHP	23	Eric Skoglund.....	LHP
41	Evan Beal.....	RHP	1	Jack Lopez.....	INF	29	Glenn Sparkman.....	RHP
26	Yender Caramo.....	RHP	12	Logan Moon.....	OF	27	Josh Staumont.....	RHP
24	Allan de San Miguel.....	C	29	Aroni Nina.....	RHP	28	Eric Stout.....	LHP
39	Samir Dueñez.....	DH	30	Ryan O'Hearn.....	1B/OF	53	Daniel Stumpf.....	LHP
9	Alfredo Escalera.....	OF	21	Mark Peterson.....	RHP	4	Corey Toups.....	2B
35	Cam Gallagher.....	C	3	Mauricio Ramos.....	3B			
16	Carlos Garcia.....	OF	11	Reid Redman.....	RHP			

2013 ALL-STAR GAME

GAME SUMMARY

Northwest Arkansas hosted its first ever Texas League All-Star Game on June 25, 2013. The 77th version of the Midsummer Classic was played at Arvest Ballpark in front of a crowd of 6,265 which saw the Texas League South Division All-Stars cruise past the North Division stars with a 6-0 final.

Eight South Division pitchers combined for the 7-hit shut out of the North with the win claimed by starter Neil Ramirez from the Frisco RoughRiders. The victory for the South was the third in four years.

Corpus Christi outfielder George Springer took home Most Valuable Player honors from the game becoming the fourth Hook to garner the honor. Springer played a big role in the game driving in three of the South's six runs against the North Division including a pair of home runs.

The South took the lead in the second inning with Jake Blackwood leading off the inning with the double. A costly throwing error by Tyler Matzek allowed Blackwood to score with two outs and put Rene Garcia on second base. Garcia came around to score on Odubel Herrera's single to left field.

Springer made it a 3-0 game in the sixth with his first home run off Tom Cooney and Brett Nicholas extended the advantage for the South with a solo home run off Michael Cisco to lead off the seventh.

The game's MVP adding icing on the cake with a two-run blast in the eighth for a 6-0 final score.

The North Division's best scoring chance came in the bottom of the seventh when C.J. Cron led off the inning with a double, but was stranded at second after back-to-back strike outs of Matt Fields and Chris Swauger while Roman Hernandez grounded out to end the threat.



South Division 6, North Division 0
Arvest Ballpark, Springdale, Ark., June 25, 2013

SOUTH DIVISION	AB	R	H	RBI	BB	SO	LOB	AVG
Noel, Rico LF	3	0	0	0	0	1	1	.000
Martinez, Teodoro LF	2	0	0	0	0	0	1	.000
Goebbert, Jake RF	3	0	0	0	0	2	0	.000
Myers, D'Arby RF	1	1	1	0	0	0	0	1.000
Springer, George CF	3	2	3	1	0	0	0	.667
Altiotti, Anthony PH-1B	4	0	1	0	0	2	1	.250
Foltynewicz, Mike P	0	0	0	0	0	0	0	.000
Rearick, Chris P	0	0	0	0	0	0	0	.000
McBryde, Jeremy P	0	0	0	0	0	0	0	.000
Stites, Matt P	0	0	0	0	0	0	0	.000
Blackwood, Jake 3B	4	1	1	0	0	0	1	.250
Nicholas, Brett DH-1B	4	1	1	1	0	2	2	.250
Coleman, Dusty SS	2	0	0	0	0	1	1	.000
Valdez, Jedy SS	2	0	0	0	0	1	0	.000
Garcia, Rene C	2	1	0	0	0	0	0	.000
Tellis, Tomas PH-C	2	0	1	0	0	0	0	.500
Herrera, Odubel 2B	2	0	2	1	0	0	0	1.000
Rodriguez, Guilder 2B	2	0	0	0	0	1	1	.000
Totals	36	6	9	5	1	10	8	

NORTH DIVISION	AB	R	H	RBI	BB	SO	LOB	AVG
Nina, Angelys 2B-SS	4	0	0	0	0	0	1	.000
Gotay, Ruben 3B	2	0	0	0	0	1	1	.000
Navarro, Rey 3B	2	0	0	0	0	0	1	.000
Grichuk, Randal CF	4	0	1	0	0	0	0	.250
Cron, C.J. 1B	4	0	2	0	0	0	0	.500
Rolling, Kiel DH	2	0	0	0	0	0	0	.000
a-Fields, Matt PH-DH	2	0	0	0	0	2	2	.000
Swauger, Chris LF	4	0	1	0	0	2	2	.250
Hernandez, Roman RF	3	0	0	0	0	0	2	.000
Calixte, Orlando SS	2	0	1	0	0	1	0	.500
Lindsey, Taylor 2B	1	0	1	0	0	0	0	1.000
Bandy, Jett C	2	0	1	0	0	0	0	.500
Canham, Mitch C	1	0	0	0	0	0	1	.000
Totals	33	0	7	0	0	6	10	

SOUTH	IP	H	R	ER	BB	SO	HR	ERA
Ramirez, Neil (W)	1.0	0	0	0	0	1	0	0.00
Martinez, David (H)	1.0	1	0	0	0	0	0	0.00
Smith, Murphy (H)	2.0	1	0	0	0	1	0	0.00
Buchanan, Jake (H)	1.0	2	0	0	0	0	0	0.00
Foltynewicz, Mike (H)	1.0	0	0	0	0	0	0	0.00
Rearick, Chris	1.0	1	0	0	0	2	0	0.00
McBryde, Jeremy	1.0	1	0	0	0	0	0	0.00
Stites, Matt	1.0	1	0	0	0	2	0	0.00
Totals	9.0	7	0	0	0	6	0	

NORTH	IP	H	R	ER	BB	SO	HR	ERA
Matzek, Tyler(L)	2.0	2	2	0	1	5	0	0.00
Garrido, Santiago	1.0	0	0	0	0	0	0	0.00
Piazza, Mike	2.0	1	0	0	0	0	0	0.00
Cooney, Tom	1.0	1	1	0	0	2	1	9.00
Cisco, Michael	1.0	1	1	0	0	2	1	9.00
Wyatt, Heath	1.0	3	2	2	0	1	1	18.00
Johnson, Kevin	0.2	1	0	0	0	0	0	0.00
Thomas, Kevin	0.1	0	0	0	0	0	0	0.00
Totals	9.0	9	6	4	1	10	3	6.00

ZB: Blackwood (1, Matzek), Telis (1, Johnson, K); Swauger (1, Martinez, D), Cron (1, Rearick).
HR: Springer 2 (2, 6th inning off Cooney, 0 on, 1 out; 8th inning off Wyatt, 1 on, 1 out), Nicholas (1, 7th inning off Cisco, 0 on, 0 out).
RBI: Herrera, 0 (1), Springer 3 (3), Nicholas (1).
Team RISP: SD - 1-for-8; ND - 0-for-6
Team LOB: SD - 4; ND - 6

SB: Springer (1, 2nd base off Matzek/Bandy).
CS: Herrera, 0 (1, 2nd base by Piazza/Bandy); Grichuk (1, 2nd base by Smith, M/Garcia, R).
E: Herrera, 0 (1, throw); Matzek (1, throw).
Pickoffs: Garcia, R (Bandy at 1st base).

Umpires: HP: Justin Sassaman. 1B: Pat Hoberg. 2B: Brett Terry. 3B: Ramon Hernandez. LF: Mike Cascio. RF: Travis Egbert.
Time of Game: 2:23 **Attendance:** 6,265.

RECORDS



SINGLE-SEASON RECORDS

All-Time Club Standings

Year	Division	Place	Won	Lost	Pct.	GB	Attend.	Postseason
2008	North	2 nd	75	65	.536	1.0	358,792	2 nd Half Champs, lost to ARK 3-0
2009	North	2 nd	73	67	.521	1.0	318,056	2 nd Half & North Champs, def. SPG 3-0, lost MID 3-1
2010	North	1 st	86	54	.614	---	320,523	1 st & 2 nd Half Champs, TL Champs def SPG 3-2, def MID 3-1
2011	North	1 st	73	64	.533	---	310,613	2 nd Half Champs, lost to ARK 3-2
2012	North	4 th	58	81	.414	21.5	321,254	Did not qualify
2013	North	4 th	59	81	.421	14.5	318,592	Did not qualify
2014	North	4 th	53	87	.379	22.5	319,109	Did not qualify
2015	North	2 nd	69	70	.496	2.0	290,471	1 st Half & North Champs, def. ARK 3-0, lost MID 3-0
2016	North	4 th	65	75	.464	10.0	312,001	2 nd Half & North Champs, def. SPG 3-1, lost MID 3-1
2017	North	3 rd	67	73	.479	10.0	304,026	1 st Half & North Champs, lost to TUL 3-2
9 Seasons			678	717	.486	---	3,173,439	

Batting

Year	AVG	AB	R	H	2B	3B	HR	RBI	SH	SF	SB	CS
2008	.262	4677	640	1224	208	24	122	594	51	42	167	85
2009	.269	4694	703	1263	245	31	107	633	52	41	162	77
2010	.291	4697	770	1368	291	37	132	712	52	48	152	70
2011	.268	4529	688	1212	206	30	108	618	86	35	205	56
2012	.257	4656	564	1198	217	27	109	517	59	44	122	50
2013	.250	4656	583	1164	222	35	120	531	38	34	118	66
2014	.241	4644	505	1118	206	17	84	462	70	37	110	58
2015	.266	4671	625	1242	266	33	127	577	45	36	129	44
2016	.253	4719	552	1195	232	18	101	498	57	38	157	48
2017	.260	4782	544	1244	189	24	80	506	32	28	119	45

Pitching

Year	ERA	CG	SHO	SV	IP	H	R	ER	HR	HB	BB	SO	WP
2008	4.15	2	11	47	1248.0	1270	628	576	129	71	396	989	64
2009	4.42	3	4	33	1222.1	1306	704	600	110	63	520	833	84
2010	3.84	2	14	37	1213.0	1195	609	517	97	54	452	1017	72
2011	4.57	4	8	42	1199.2	1181	688	609	140	48	486	998	101
2012	4.78	0	6	35	1210.0	1206	721	643	141	65	558	976	102
2013	4.19	4	9	31	1233.2	1167	653	575	126	78	497	1074	74
2014	4.26	2	7	34	1234.2	1248	678	584	118	53	496	1064	96
2015	3.89	1	5	28	1202.0	1186	603	520	102	46	488	978	67
2016	3.55	0	8	32	1239.2	1159	534	489	122	41	373	1163	60
2017	4.21	1	8	40	1227.2	1298	643	574	115	43	435	1022	83

Fielding

Year	PCT.	G	PO	A	E	TC	DP	PB
2008	.979	140	3744	1526	111	5381	145	8
2009	.972	140	3667	1521	149	5337	149	8
2010	.974	140	3639	1477	139	5255	144	5
2011	.975	137	3600	1416	126	5142	145	12
2012	.976	139	3630	1425	122	5177	135	17
2013	.973	140	3701	1374	141	5216	119	14
2014	.968	140	3704	1371	166	5241	112	11
2015	.976	139	3606	1314	123	5043	126	13
2016	.982	140	3720	1322	93	5135	119	13
2017	.978	140	3683	1316	112	5111	135	10

SINGLE-SEASON RECORDS

Best Record, Overall.....	86-54.....	2010
Worst Record, Overall.....	53-87.....	2014
Most Games Won.....	86.....	2010
Most Games Lost.....	87.....	2014
Highest Winning Pct.....	.614.....	2010
Lowest Winning Pct.....	.379.....	2014
Best Record, Overall, Home.....	48-21.....	2010
Worst Record, Overall, Home.....	24-46.....	2014
Best Record, Overall, Road.....	38-33.....	2010
Worst Record, Overall, Road.....	21-48.....	2012
Best First Half Record, Overall.....	42-28.....	2010
Worst First Half Record, Overall.....	25-45.....	2014
Best Second Half Record, Overall.....	44-26.....	2010
Worst Second Half Record, Overall.....	21-48.....	2012
Best First Half Record, Home.....	25-11.....	2015
Worst First Half Record, Home.....	10-24 (2x).....	2013, 2014
Best First Half Record, Road.....	20-14.....	2017
Worst First Half Record, Road.....	13-23 (3x).....	2008, 2012, 2016
Best Second Half Record, Home.....	24-12.....	2008
Worst Second Half Record, Home.....	13-23.....	2012
Best Second Half Record, Road.....	21-17.....	2010
Worst Second Half Record, Road.....	8-28.....	2017

BOLD - Led League

Most Total Wins Over One Club	25.....	Arkansas (2010)
Most Total Losses to One Club.....	21.....	Tulsa (2014)
Best Winning Pct., Season Series.....	.781.....	Arkansas (2010)
Most One-Run Games Played.....	50.....	2009
Most One-Run Games Won.....	30.....	2012
Most One-Run Games Lost.....	27 (3x).....	2010, 2014, 2016
Most Doubleheaders Won.....	12.....	2010
Best Doubleheader Record.....	7-1.....	2017
Most Extra-Inning Games, Played.....	14 (3x).....	2008, 2011, 2016
Most Extra-Inning Games, Won.....	9 (2x).....	2009, 2016
Most Extra Inning Games, Lost.....	9.....	2011
Best Extra-Inning Record.....	9-3.....	2009
Most Shutouts Participated.....	23.....	2016
Most Shutouts Won.....	14.....	2010
Most Shutouts Lost.....	15.....	2016

CLUB BATTING

Highest Batting Average.....	.291.....	2010
Lowest Batting Average.....	.241.....	2014
Most At Bats.....	4782.....	2017
Fewest At Bats.....	4529.....	2011
Most Runs.....	770.....	2010
Fewest Runs.....	505.....	2014
Most Opponents Runs.....	721.....	2012
Fewest Opponents Runs.....	603.....	2015
Most Hits.....	1368.....	2010
Fewest Hits.....	1118.....	2014
Most Singles.....	908.....	2010
Fewest Singles.....	787.....	2013
Most Doubles.....	291.....	2014
Fewest Doubles.....	189.....	2017
Most Triples.....	37.....	2010
Fewest Triples.....	17.....	2014
Most Home Runs.....	132.....	2010
Fewest Home Runs.....	80.....	2017
Most Home Runs, Home.....	80.....	2010
Fewest Home Runs, Home.....	46.....	2017
Most Home Runs, Road.....	74.....	2015
Fewest Home Runs, Road.....	34.....	2017
Runs Batted In.....	712.....	2010
Highest Slugging Percentage.....	.453.....	2010
Lowest Slugging Percentage.....	.347.....	2014
Most Stolen Bases.....	205.....	2011
Most Times Caught Stealing.....	85.....	2008
Most Times GIDP.....	120 (2x).....	2011, 2013
Fewest Times GIDP.....	84.....	2015
Most Sacrifice Hits.....	86.....	2011
Most Sacrifice Flies.....	48.....	2010
Most Grand Slams.....	6.....	2008
Most Strikeouts.....	1130.....	2015
Fewest Strikeouts.....	817.....	2010
Most Walks.....	500.....	2008
Fewest Walks.....	310.....	2017
Most Times HBP.....	76.....	2010
Fewest Times HBP.....	36.....	2013

CLUB PITCHING

Lowest ERA.....	3.84.....	2010
Highest ERA.....	4.78.....	2012
Most Complete Games.....	4 (2x).....	2011, 2013
Fewest Complete Games.....	0.....	2012
Most Strikeouts.....	1074.....	2013
Fewest Strikeouts.....	833.....	2009
Most Walks.....	558.....	2012
Fewest Walks.....	396.....	2008
Most Hits.....	1306.....	2009
Fewest Hits.....	1167.....	2013
Most Runs.....	721.....	2012
Fewest Runs.....	603.....	2015
Most Saves.....	47.....	2008
Fewest Saves.....	28.....	2015

CLUB FIELDING

Highest Fielding Percentage.....	.979.....	2008
Lowest Fielding Percentage.....	.968.....	2014
Fewest Errors.....	111.....	2008
Most Errors.....	166.....	2014
Most Double Plays.....	149.....	2009
Fewest Double Plays.....	112.....	2014
Fewest Passed Balls.....	5.....	2010

INDIVIDUAL BATTING (min. 225 AB)

Highest Batting Average.....	.354	Balbino Fuenmayor (2015)
Highest Slugging Percentage.....	.687	Mike Moustakas (2010)
Most Games Played.....	140	Corey Smith (2009)
Most At Bats.....	550	Corey Smith (2009)
Most Runs.....	92	Johnny Givotella (2010)
Most Hits.....	168	Johnny Givotella (2010)
RH Batter.....	168	Johnny Givotella (2010)
LH Batter.....	160	Clint Robinson (2010)
Switch Hitter.....	146	Derrick Robinson (2010)
Most Total Bases.....	298	Clint Robinson (2010)
Most Doubles.....	41	Clint Robinson (2010)
Most Triples.....	10	Paulo Orlando (2011)
Most Home Runs		
RH Batter.....	31	Matt Fields (2013)
LH Batter.....	26	Clint Robinson (2010)
Switch Hitter.....	12	Rey Navarro (2012)
Most Grand Slams.....	2 (5x)	Kila Kaihue (2008)
.....		Mario Lissou (2008)
.....		Salvador Perez (2011)
.....		Matt Fields (2013)
.....		Jorge Bonifacio (2014)
Most RBI.....	98	Clint Robinson (2010)
Most Stolen Bases.....	55	Derrick Robinson (2011)
Most Strikeouts.....	189	Matt Fields (2013)
Fewest Strikeouts.....	25 (2x)	Geraldo Valentin (2008)
.....		Jordan Parraz (2009)
Most Sacrifice Flies.....	7	Frank Schwindel (2016)
Most Sacrifice Hits.....	19	Terrance Gore (2016)
Most Times HBP.....	18	Paulo Orlando (2010)
Most Time GDP.....	20	Mauricio Ramos (2016)

INDIVIDUAL PITCHING

Games.....	45.....	Jon Keck (2013)
Complete Games (9IP).....	2.....	Andy Ferguson (2014)
Starts.....	29.....	Corey Ray (2017)
Games Finished.....	32 (3x).....	Jake Newberry (2017)
		Andrew Triggs (2014)
		Chris Hayes (2008)
Shutouts (9IP).....	1 (4x).....	Corey Ray (2017)
		Andy Ferguson (2014)
		Brooks Pounders (2013)
		Blake Wood (2008)
Wins.....	14.....	Everett Teaford (2010)
Wins vs. One Club.....	4 (6x).....	Foster Griffin v. Tulsa (2017)
		Eric Skoglund v. Tulsa (2016)
		Jason Adam v. Tulsa (2013)
		Will Smith v. Springfield (2011)
		Everett Teaford v. Arkansas (2010)
		Anthony Lerev v. Arkansas (2009)
Win Percentage, Starter (min. 70IP).....	.824.....	Everett Teaford (2010)
Losses.....	14.....	Sugar Ray Marimon (2013)
	14.....	Noel Arguelles (2012)
Innings Pitched.....	161.1.....	Will Smith (2011)
Most Runs Allowed.....	103.....	Julio Pimentel (2008)
Most Hits Allowed.....	195.....	Rowdy Hardy (2008)
Most Walks Allowed.....	66.....	Noel Arguelles (2013)
Best ERA, Starter (min. 70IP).....	2.45.....	Yender Caramo (2016)
Best ERA, Reliever (min. 40IP).....	1.64.....	Chris Hayes (2008)
Most HR Allowed.....	26.....	Sugar Ray Marimon (2013)
Most Saves.....	19.....	Andrew Triggs (2014)
Most Saves vs. One Club.....	7.....	Zack Jackson v. Arkansas (2013)
Most Hit Batsmen.....	20.....	Rowdy Hardy (2008)
Most Wild Pitches.....	16.....	Chris Dwyer (2011)
Most Balks.....	4.....	Sugar Ray Marimon (2013)

INDIVIDUAL FIELDING

Double Plays by Position:		
First Baseman.....	104.....	Corey Smith (2009)
Second Baseman.....	81.....	Johnny Givotella (2010)
Shortstop.....	81.....	Chris McConnell (2010)
Third Baseman.....	21.....	Mike Moustakas (2010)
Outfielder.....	4 (2x).....	Ethan Chapman (2014)
Catcher.....	10.....	Jose Duarte (2009)
Catcher.....	10.....	Juan Graterol (2014)
Assists:		
Pitcher.....	25 (2x).....	Corey Ray (2017)
Catcher.....	63 (2x).....	Sugar Ray Marimon(2013)
Catcher.....	63 (2x).....	Juan Graterol (2014)
First Baseman.....	46.....	Manny Pina (2010)
Second Baseman.....	217.....	Matt Fields (2013)
Shortstop.....	265.....	Corey Toups (2016)
Third Baseman.....	182.....	Humberto Arteaga (2017)
Outfielder.....	18.....	Hunter Dozier (2015)
Outfielder.....	18.....	Jose Duarte (2008)

BOLD - Led League

SINGLE-GAME RECORDS

CLUB GENERAL

Longest Game, 9 Innings, Home.....	3:59.....	vs. Midland, May 20, 2009
Longest Game, 9 Innings, Away.....	3:58.....	at Arkansas, July 22, 2010
Shortest Game, 9 Innings, Home.....	1:57.....	vs. Arkansas, June 5, 2008
Shortest Game, Home.....	1:22.....	v. Arkansas, September 2, 2010 (7 Innings, gm 2)
Shortest Game, 9 Innings, Away.....	1:59.....	at Tulsa, June 8, 2016
Shortest Game, Away.....	1:40.....	at Tulsa, July 29, 2009 (7 Innings, gm 1)
Longest Game, Extra Innings, Home.....	5:05.....	v. Arkansas, May 3, 2014 (15 Innings)
Shortest Game, Extra Innings, Home.....	2:34.....	v. Tulsa, June 19, 2008 (10 Innings)
Longest Game, Extra Innings, Away.....	5:38.....	at Springfield, May 11, 2013(20 Innings)
Shortest Game, Extra Innings, Away.....	2:34.....	at Arkansas, May 18, 2008 (10 Innings)
Longest Game, Innings, Home.....	15.....	v. Arkansas, May 3, 2014
Longest Game, Innings, Away.....	20.....	at Springfield, May 11, 2013
Longest 1-0 Win.....	2:41.....	at Arkansas, July 21, 2010
Longest 1-0 Loss.....	2:52.....	at Springfield, June 11, 2014
Largest Winning Margin.....	15.....	v. Arkansas, May 22, 2010 (19-4)
Largest Losing Margin.....	21.....	at San Antonio, April 15, 2011 (26-5)
Largest Shutout Victory.....	10-0.....	v. Tulsa, May 19, 2009
Largest Shutout Loss.....	0-16.....	at Tulsa, August 30, 2017

CLUB BATTING

Runs Scored.....	21.....	at Springfield, August 20, 2013
Runs Scored, Opponent.....	26.....	at San Antonio, April 15, 2011
Runs Scored, Both Teams.....	31.....	at San Antonio, April 15, 2011
Scored in Every Inning.....	Never	
Most Consecutively Scored Innings.....	7.....	at Midland, September 15, 2009
Most Consecutively Scored Innings (regular season).....	6 (2x).....	at San Antonio, July 7, 2009 (10-5, W) at Corpus Christi, July 7, 2011 (9-2, W)
RBI.....	20.....	at Springfield, August 20, 2013
RBI, Opponent.....	26.....	at San Antonio, April 15, 2011
RBI, Both Teams.....	30.....	at San Antonio, April 15, 2011
Hits.....	22.....	v. Arkansas, May 22, 2010
Hits, Opponent.....	26.....	at San Antonio, April 15, 2011
Hits, Both Teams.....	35.....	at San Antonio, April 15, 2011
Doubles.....	8.....	at Midland, July 13, 2015
Triples.....	2 (multiple).....	last: May 23, 2017 v. Frisco (Sosa, J. Lopez)
Home Runs.....	7.....	at Springfield, July 23, 2013
Home Runs, Opponent.....	7.....	at San Antonio, April 15, 2011
Extra Base Hits.....	11.....	v. Arkansas, August 31, 2010 (7 2B, 1 3B, 2 HR)
Extra Base Hits, Opponent.....	16.....	at San Antonio, April 15, 2011 (8 2B, 7 HR)
Total Bases.....	40.....	v. Arkansas, May 22, 2010
Total Bases, Opponent.....	56.....	at San Antonio, April 15, 2011
Left on Base.....	17.....	at Springfield, May 11, 2013
Left on Base, Opponent.....	16.....	v. Springfield, July 25, 2010
Strikeouts.....	22.....	at Springfield, May 11, 2013
Walks.....	13.....	v. Arkansas, May 23, 2010
Walks, Opponents.....	13.....	at Midland, April 9, 2015
Stolen Bases.....	8 (2x).....	at Springfield, August 24, 2011
Stolen Bases, Opponent.....	6 (multiple).....	at San Antonio, July 8, 2011 last: vs. Corpus Christi July 7, 2012

CLUB PITCHING

Strikeouts.....	19.....	at Springfield, May 11, 2013
Walks, Opponents.....	13.....	at Midland, April 9, 2015

CLUB FIELDING

Double Plays.....	5.....	at San Antonio, August 20, 2015
Double Plays, Opponent.....	4 (12x).....	last: v. Midland, July 2, 2016
Errors.....	5 (2x).....	at Corpus Christi, April 5, 2012 at San Antonio, April 9, 2009
Errors, Opponent.....	6.....	at Midland, April 7, 2014

INDIVIDUAL GAME RECORDS

INDIVIDUAL BATTING

Hits.....	6.....	Ed Lucas at Springfield, July 21, 2009
Runs Scored.....	4 (11x).....	last: Brian Fletcher v. Arkansas, July 22, 2013
At Bats.....	9 (5x).....	Orlando Calixte at Springfield, May 11, 2013
.....	Rey Navarro at Springfield, May 11, 2013
.....	Alex Llanos at Springfield, May 11, 2013
.....	Alex McClure at Springfield, May 11, 2013
.....	Juan Graterol at Springfield, May 11, 2013
Hit for Cycle.....	1.....	Bubba Starling at Arkansas, July 28 2015
Combined Hits and Runs.....	9 (2x).....	Brian Fletcher v. Arkansas, July 22, 2013
.....	Johnny Giavotella at Arkansas, July 22, 2010
Doubles.....	3 (6x).....	Ryan O'Hearn at Tulsa, June 26, 2016
.....	Mario Lison at Tulsa, June 13, 2012
.....	Anthony Seratelli at Corpus Christi, April 17, 2011
.....	Johnny Giavotella v. Springfield, July 24, 2010 (game 2)
.....	Clint Robinson v. Arkansas, May 22, 2010

Triples.....	2.....	Mitch Canham v. Tulsa, August 28, 2013
Home Runs.....	3 (2x).....	Lane Adams v. Corpus Christi, August 13, 2013
		Brian Fletcher v. Arkansas, July 23, 2013
Total Bases.....	14.....	Brian Fletcher v. Arkansas, July 23, 2013
Extra Base Hits.....	4.....	Clint Robinson v. Arkansas, May 22, 2010
RBI.....	7 (2x).....	Lane Adams v. Corpus Christi, August 13, 2013
		Clint Robinson v. Arkansas, May 22, 2010
Walks.....	4 (5x).....	Johnny Whittleman v. San Antonio, April 17, 2012
		Anthony Seratelli v. Springfield, July 24, 2011
		Ed Lucas at Springfield, July 16, 2009
		Kila Ka'aihue at Springfield, July 20, 2008
		Juan Richardson v. Arkansas, April 28, 2008
Strikeouts.....	5 (2x).....	Angel Franco at Springfield, May 11, 2013
		Alex McClure at Springfield, May 11, 2013
Stolen Bases.....	4 (2x).....	Derrick Robinson at Springfield, August 24, 2011
		Derrick Robinson at Springfield, April 26, 2010

INDIVIDUAL PITCHING

Strikeouts (starter).....	13.....	Danny Duffy at Tulsa, July 11, 2013
Strikeouts (reliever).....	7 (3x).....	Ashton Goudeau v. Corpus Christi, August 17, 2016
		Chris Nicoll vs. Midland, August 8, 2008
		Dusty Hughes at Arkansas, May 18, 2008
Walks.....	8.....	Noel Arguelles at Springfield, May 12, 2013
Home Runs.....	4 (3x).....	Eric Skoglund at Springfield, August 23, 2016
		Mike Montgomery vs. Tulsa, September 1, 2012
		Edgar Garcia vs. Tulsa, August 29, 2009
Wild Pitches.....	4 (4x).....	Last: Edgar Osuna vs. Frisco, June 3, 2011
Hit Batsman.....	4.....	Rowdy Hardy at Frisco, August 22, 2009
Consecutive Batters Retired.....	18.....	Christian Binford at Springfield, April 26, 2016

INDIVIDUAL FIELDING

Errors.....	3 (3x).....	Christian Colon vs. Springfield, May 3, 2011
		Anthony Seratelli vs. Tulsa, August 5, 2010
		Ed Lucas vs. Arkansas, July 23, 2009

MONTHLY RECORDS

CLUB GENERAL

Wins.....	21.....	July, 2008
Losses.....	23.....	July, 2012
Best Record - by pct. (min. 15 games).....	21-8 (75%).....	July, 2008
Worst Record - by pct. (min. 15 games).....	6-27 (22.2%).....	May, 2013

CLUB BATTING

Best Average.....	.306.....	May, 2008
Worst Average.....	.217.....	April, 2008
Most Runs.....	177.....	July, 2008
Fewest Runs (min. 15 games).....	84.....	June, 2008
Home Runs.....	38.....	July, 2008
Fewest Home Runs (min. 15 games).....	11.....	July, 2014
Home Runs Allowed.....	35.....	July, 2011
Doubles.....	62.....	June 2010
Triples.....	12.....	August, 2011

INDIVIDUAL BATTING

Average (min. 50 plate appearances).....	.424.....	Mike Moustakas, July, 2010
Hits.....	45.....	Balbino Fuenmayor, May, 2015
Doubles.....	13.....	Clint Robinson, May, 2010
Triples.....	9.....	Paulo Orlando, August, 2011
Home Runs.....	10.....	Jamie Romak, July 2011
RBI.....	32.....	Mike Moustakas, May, 2010
Runs.....	26.....	Kila Ka'aihue, July, 2008

INDIVIDUAL PITCHING

Wins.....	5.....	Everett Teaford, August, 2010
Losses.....	5 (2x).....	Jake Kalish, July 2017
		Corey Ray, July 2017
		Ashton Goudeau, July, 2016
		Jason Adam, May, 2013
ERA (min. 25 IP).....	0.95.....	Jake Junis, May, 2016
Strikeouts.....	37 (4x).....	Jake Junis, May, 2016
		J.C. Sulbaran, July, 2014
		Will Smith, August, 2011
		Dan Cortes, June, 2008
Saves.....	8 (2x).....	Andrew Triggs, June, 2014
		Zack Jackson, August, 2013

CONSECUTIVE RECORDS

CLUB GENERAL

Games Won.....	11.....	April 26 - May 6, 2015
Games Won to Start Season.....	1 (3x).....	Last: April 4, 2014 (game 1)

Games Lost.....	10.....	April 6 - April 16, 2014
Games Lost to Start Season.....	5.....	April 4 - April 8, 2013
Won, Home.....	10.....	April 20 - May 14, 2015
Won, Road.....	8 (2x).....	June 14 - June 20, 2017
		August 23 - August 29, 2008
Lost, Home.....	10.....	June 5 - June 21, 2008
Lost, Road.....	16.....	July 9 - August 17, 2017
One-Run Games Played.....	6.....	June 17 - June 22, 2012
One-Run Games Won.....	5.....	June 7 - June 19, 2017
One-Run Games Lost.....	3 (4x).....	August 15 - August 27, 2017
		August 15 - August 27, 2016
		April 17 - April 19, 2016
		July 5 - July 7, 2015
Won Extra Innings.....	6.....	April 24 - June 19, 2012
Series Won.....	5.....	June 21 - July 10, 2010
Series Lost.....	6.....	August 13 - September 1, 2014
Scoreless Innings.....	26.2.....	June 16 - June 19, 2016

INDIVIDUAL GENERAL

Batting:		
Hitting Streak.....	21.....	Clint Robinson, June 16 - July 12, 2010
Hitting Streak, Home.....	20.....	Mike Moustakas, May 17 - June 22, 2010
Hitting Streak, Road.....	18.....	Ramon Torres, April 17 - May 25, 2016
On-Base.....	27 (2x).....	Derrick Robinson, June 16 - July 20, 2010
		Clint Robinson, June 11 - July 12, 2010
On-Base, Home.....	28 (2x).....	Mike Moustakas, April 22 - June 22, 2010
		Jordan Parraz, April 18 - June 15, 2009
On-Base, Road.....	28.....	Corey Toups, May 27 - August 9, 2016
Games with Home Run.....	5.....	Clint Robinson, Aug. 7 - Aug. 12, 2010
Pitching:		
Batters Retired.....	18.....	Christian Binford at Springfield, April 26, 2016
Strikeouts.....	8.....	Juan Abreu (3 games) July 23 - July 29, 2009
Decisions.....	17.....	Ashton Goudeau, May 25 - August 17, 2016



Derrick Robinson is tied for the all-time longest on-base streak set during the 2010 season .

NATURALS 10-GAME WINNERS

NAME	RECORD	WIN PCT.	YEAR
Everett Teaford, LHP	14-3	.824	2010
Will Smith, LHP	13-9	.591	2011
Foster Griffin, LHP	11-5	.686	2017
Andy Ferguson, RHP	11-10	.524	2014
Emilio Ogando, LHP	10-10	.500	2017
Dan Cortes, RHP	10-4	.714	2008
Jonathan Dziedzic	10-6	.625	2015
Anthony Lerew, RHP	10-6	.625	2009
Blake Johnson, RHP	10-9	.526	2008

CONSECUTIVE STREAKS

Wins - All Games

Length	Year	Details
11	2015	April 26 (at Tulsa) - May 6 (at Springfield), snapped: May 7 (loss at Springfield)
8	2017	June 14 (at Tulsa) - June 20 (at Arkansas), snapped: June 21 (loss at Arkansas)
8	2010	July 1 (v. San Antonio) - July 9 (at San Antonio), snapped: July 10 (loss at San Antonio)
8	2008	August 23 (at Tulsa) - August 30 (v. Tulsa), snapped: August 31 (loss v. Tulsa)
7	2015	May 16 (v. Springfield) - May 22 (v. Tulsa), snapped: May 23 (loss v. Tulsa)
7	2012	June 2 (at Frisco) - June 9 (v. Arkansas), snapped: June 10 (loss at Frisco)
6 (6x)	2011	Last: July 17 (v. Springfield) - July 22 (v. Springfield), snapped: July 23 (loss v. Springfield)

Losses - All Games

Length	Year	Details
10	2014	April 6 (at Midland) - April 16 (at Tulsa), snapped: April 17 (win at Tulsa)
8	2012	July 2 (at San Antonio) - July 9 (v. San Antonio), snapped: July 10 (win v. San Antonio)
7	2015	July 5 (at Midland) - July 12 (v. Midland), snapped: July 13 (win v. Midland)
7	2014	August 16 (at San Antonio) - August 23 (at Arkansas), snapped: (win v. Arkansas, gm 1)
7	2013	May 26 (at San Antonio, gm 2) - June 1 (at San Antonio), snapped: June 2 (win v. San Antonio)
7	2009	August 19 (at Midland) - August 25 (v. Springfield), snapped: August 26 (win v. Springfield)
7	2008	June 5 (v. Arkansas) - June 11 (at Tulsa), snapped: June 12 (win at Springfield)
6 (6x)	2017	Last: July 15 (v. Tulsa) - July 20 (v. Tulsa), snapped: July 21 (win v. Tulsa)

Wins - Home Games

Length	Year	Details
10	2015	April 20 (v. Frisco) - May 14 (v. Springfield), snapped: May 15 (loss v. Springfield)
10	2008	July 5 (v. San Antonio) - July 23 (v. Tulsa), snapped: July 24 (loss v. Tulsa)
8	2008	April 25 (v. Arkansas) - May 6 (v. Tulsa), snapped: May 7 (loss v. Springfield)
7	2012	June 6 (v. Arkansas) - June 20 (v. Tulsa), snapped: June 21 (loss v. Tulsa)
7	2010	July 1 (v. San Antonio) - July 17 (v. Springfield, gm 1), snapped: July 17 (loss v. Springfield, gm 1)
7	2010	May 7 (v. Springfield) - May 22 (v. Arkansas), snapped: May 23 (loss v. Arkansas)
7	2009	May 31 (v. Frisco) - June 13 (v. Arkansas), snapped: June 14 (loss v. Tulsa)
6 (2x)	2017	Last: April 25 (v. Springfield) - May 9 (v. Arkansas), snapped: May 11 (loss v. Tulsa)

Losses - Home Games

Length	Year	Details
12	2008	June 5 (v. Arkansas) - July 4 (v. San Antonio), snapped: July 5 (win v. San Antonio)

Wins - Road Games

Length	Year	Details
8	2017	June 14 (at Tulsa) - June 20 (at Arkansas), snapped: June 21 (at Arkansas)
7	2016	April 28 (at Springfield) - May 9 (at Arkansas), snapped: May 10 (loss at Arkansas)
7	2008	August 23 (at Tulsa) - August 29 (at Arkansas), snapped: September 4 (loss at Arkansas)
6	2011	April 30 (at Arkansas) - May 16 (at Tulsa), snapped: May 17 (loss at Tulsa)

Losses - Road Games

Length	Year	Details
16	2017	July 9 (at San Antonio) - August 17 (at Midland), snapped: August 18 (win at Frisco)
11	2012	July 2 (at San Antonio) - July 23 (at Springfield), snapped: July 31 (win at Tulsa)
10	2012	August 15 (at Midland) - August 29 (at Arkansas), snapped: August 31 (win at Arkansas, gm 1)
9	2013	May 12 (at Springfield) - May 24 (at Corpus Christi), snapped: May 26 (win at San Antonio)
8	2012	April 9 (at San Antonio) - May 2 (at Springfield), snapped: May 3 (win at Springfield)
8	2009	August 10 (at Arkansas) - September 1 (at Arkansas), snapped: September 2 (win at Arkansas)
8	2008	August 3 (at Arkansas) - August 18 (at Frisco), snapped: August 23 (win at Tulsa)
7	2016	April 14 (at Frisco) - April 25 (at Springfield), snapped: April 26 (win at Springfield)
7	2010	May 13 (at Springfield) - May 28 (at Frisco), snapped: May 29 (win at Midland)
6	2013	Last: July 28 (at Springfield) - August 7 (at Corpus Christi), snapped: August 8 (win at Corpus Christi)

NATURALS OVERALL SEASON SERIES RECORDS

Year	Won	Lost	Split	Sweeps	Swept
2008	19	16	6	9	7
2009	18	15	7	3	3
2010	27	11	2	6	2
2011	19	12	9	4	4
2012	12	21	5	4	10
2013	11	22	7	2	8
2014	12	23	6	1	10
2015	13	20	7	5	3
2016	15	19	7	3	5
2017	15	21	3	6	6

TOP-10 BATTING - SEASON

Games Played

1.	140*	Corey Smith.....	2009
2.	134*	Johnny Givotella.....	2010
3.	133	Jose Duarte.....	2008
	133	Juan Richardson.....	2008
5.	132	Samir Duenez.....	2017
	132	Jorge Bonifacio.....	2014
7.	131	Matt Fields.....	2013
8.	130	Mario Lissou.....	2008
9.	129	Anthony Seratelli.....	2011
	129	Clint Robinson.....	2010

At Bats

1.	550*	Corey Smith.....	2009
2.	523	Samir Duenez.....	2017
3.	528	Jose Duarte.....	2008
4.	522	Johnny Givotella.....	2010
5.	511	Derrick Robinson.....	2010
6.	505	Jorge Bonifacio.....	2014
7.	495	Yem Prades.....	2012
	495	Kurt Mertins.....	2009
9.	494	Juan Richardson.....	2008
10.	491	Christian Colon.....	2011

Runs Scored

1.	92*	Johnny Givotella.....	2010
2.	91	Anthony Seratelli.....	2011
3.	90	Clint Robinson.....	2010
	90	Juan Richardson.....	2010
5.	84	Paulo Orlando.....	2010
6.	74	Derrick Robinson.....	2010
	74	Brett Eibner.....	2013
8.	71	Yem Prades.....	2012
9.	69	Christian Colon.....	2013
	69	Marc Maddox.....	2013

Hits

1.	168*	Johnny Givotella.....	2010
2.	160	Clint Robinson.....	2010
3.	146	Derrick Robinson.....	2010
	146	Juan Richardson.....	2008
5.	139	Mauricio Ramos.....	2016
6.	138	Alex Liddi.....	2015
7.	137	Corey Smith.....	2009
8.	136	Kurt Mertins.....	2009
9.	133	Yem Prades.....	2012
10.	132	Samir Duenez.....	2017
	132	Jose Duarte.....	2008

Doubles

1.	41*	Clint Robinson.....	2010
2.	39*	Alex Liddi.....	2015
3.	36	Juan Richardson.....	2008
4.	35	Johnny Givotella.....	2010
5.	30	Jorge Bonifacio.....	2015
	30	Yem Prades.....	2012
	30	Marc Maddox.....	2008
7.	29	Corey Smith.....	2009
8.	28	Mauricio Ramos.....	2016
9.	26	Derrick Robinson.....	2010
10.	25	5 players tied.....last: Corey Toups, 2016	
	 Ryan O'Hearn, 2016	

Triples

1.	10	Paulo Orlando.....	2010
2.	9	Brett Eibner.....	2013
3.	8	Derrick Robinson.....	2010
	8	Kurt Mertins.....	2009
5.	6	Alex Liddi.....	2015
	6	Anthony Seratelli.....	2011
	6	Paulo Orlando.....	2010
8.	5	5 players tied.....last: Whit Merrifield, 2013	

Home Runs

1.	31*	Matt Field.....	2013
2.	29*	Clint Robinson.....	2010
3.	26*	Kila Ka'aihue.....	2008
4.	23	Jamie Romak.....	2011
5.	21	Mike Moustakas.....	2010
	21	Corey Smith.....	2009
7.	20	Frank Schwindel.....	2016
8.	19	Brett Eibner.....	2013
9.	18	Brian McFall.....	2008
10.	17	Samir Duenez.....	2017
		Jorge Bonifacio.....	2015

Runs Batted In

1.	98*	Clint Robinson.....	2010
2.	90	Corey Smith.....	2009
3.	87	Matt Fields.....	2013
4.	82	Juan Richardson.....	2008
5.	79	Kila Ka'aihue.....	2008
6.	76	Mike Moustakas.....	2010
7.	75	Samir Duenez.....	2017
8.	71	Jamie Romak.....	2011
9.	68	Frank Schwindel.....	2016
10.	65	Johnny Givotella.....	2010
	65	Mario Lissou.....	2008

Batting Average

1.	.358	Jordan Parraz.....	2009
2.	.354	Balbino Fuenmayor.....	2015
3.	.347	Mike Moustakas.....	2013
4.	.335*	Clint Robinson.....	2010
5.	.331	David Lough.....	2009
6.	.322	Johnny Givotella.....	2010
7.	.315	Jeff Bianchi.....	2009
8.	.314	Kila Ka'aihue.....	2008
9.	.306	Tim Smith.....	2011
	.306	Tim Smith.....	2010

Walks

1.	80	Kila Ka'aihue.....	2008
2.	75	Anthony Seratelli.....	2011
3.	67	Johnny Whittleman.....	2012
4.	61	Johnny Givotella.....	2010
5.	60	Matt Fields.....	2013
6.	58	Clint Robinson.....	2010
7.	55	Jamie Romak.....	2011
8.	54	Juan Richardson.....	2008
9.	53	Brett Eibner.....	2013
	53	Ed Lucas.....	2009

Strikeouts

1.	189*	Matt Fields.....	2013
2.	151*	Hunter Dozier.....	2015
3.	149	Brett Eibner.....	2013
4.	132	Corey Smith.....	2009
5.	131	Ryan O'Hearn.....	2016
	131	Orlando Calixte.....	2013
7.	127	Jorge Bonifacio.....	2014
8.	126	Jorge Bonifacio.....	2015
9.	116	Samir Duenez.....	2017
10.	114	Yem Prades.....	2012

Hit by Pitch

1.	18	Paulo Orlando.....	2010
2.	11	Alfredo Escalera.....	2017
	11	Jordan Parraz.....	2009
3.	10	Mauricio Ramos.....	2016
	10	Marc Maddox.....	2008
5.	9	Nick Dini.....	2017
	9	Lane Adams.....	2014
	9	Matt Fields.....	2013
	9	Brian Fletcher.....	2013
	9	Mario Lissou.....	2008
	9	Brian McFall.....	2008

*Led League

Single Season averages based on minimum 225 at bats

Stolen Bases

1. 55*	Derrick Robinson.....	2011
2. 50*	Derrick Robinson.....	2010
3. 44*	Terrance Gore.....	2016
4. 42	Ovando Suero.....	2008
5. 39	Terrance Gore.....	2015
6. 38	Lane Adams.....	2014
7. 37	Jarrold Dyson.....	2009
8. 35	Anthony Seratelli.....	2011
9. 31	Mario Lissón.....	2008
10. 29	Lane Adams.....	2015

Total Bases

1. 298*	Clint Robinson.....	2010
2. 240	Johnny Giavotella.....	2010
3. 234	Juan Richardson.....	2008
4. 231	Jordan Párraz.....	2009
5. 228	Alex Liddi.....	2015
6. 213	Matt Fields.....	2013
7. 210	Samir Duenez.....	2017
8. 203	Frank Schwindel.....	2016
9. 202	Jamie Romak.....	2011
10. 201	Jorge Bonifacio.....	2015
201	Paulo Orlando.....	2010

Slugging Percentage

1. .687	Mike Moustakas.....	2010
2. .625*	Clint Robinson.....	2010
3. .624*	Kila Ka'aihue.....	2008
4. .591	Balbino Fuenmayor.....	2015
5. .553	Jordan Párraz.....	2009
6. .527	Mario Lissón.....	2011
7. .527	Paulo Orlando.....	2011
8. .517	David Lough.....	2009
9. .508	Tim Smith.....	2011
10. .480	Paulo Orlando.....	2010

On-Base Percentage

1. .463*	Kila Ka'aihue.....	2008
2. .451	Jordan Párraz.....	2009
3. .413	Mike Moustakas.....	2010
4. .410	Clint Robinson.....	2010
5. .395	Johnny Giavotella.....	2010
6. .392	Anthony Seratelli.....	2012
7. .388	Ed Lucas.....	2009
8. .386	Balbino Fuenmayor.....	2015
9. .372	Mario Lissón.....	2012
.372	Tim Smith.....	2010

TOP-10 BATTING - CAREER

Career Games Played

1. 371	Mario Lissón.....	2008-09, 2011-12
2. 294	Paulo Orlando.....	2010-12, 2017
3. 283	Rey Navarro.....	2011-13
4. 282	Jorge Bonifacio.....	2013-15
5. 257	Orlando Calixte.....	2013-14, 2016
6. 246	Lane Adams.....	2013-15
7. 234	Derrick Robinson.....	2010-11
8. 230	Anthony Seratelli.....	2010-11
230	Kurt Mertins.....	2009-12
10. 226	Jose Duarte.....	2008-09

Career At Bats

1. 1271	Mario Lissón.....	2008-09, 2011-12
2. 1081	Jorge Bonifacio.....	2013-15
3. 1047	Paulo Orlando.....	2010-12, 2017
4. 1034	Rey Navarro.....	2011-13
5. 997	Orlando Calixte.....	2013-14, 2016
6. 934	Lane Adams.....	2013-15
7. 930	Derrick Robinson.....	2010-11
8. 854	Jose Duarte.....	2008-09
9. 839	Mauricio Ramos.....	2016-17
10. 820	Hunter Dozier.....	2014-17

Career Runs Scored

1. 175	Mario Lissón.....	2008-09, 2011-12
2. 172	Paulo Orlando.....	2010-12, 2017
3. 153	Lane Adams.....	2013-15
4. 138	Rey Navarro.....	2011-13
5. 132	Anthony Seratelli.....	2010-11
6. 130	Derrick Robinson.....	2010-11
7. 124	Jorge Bonifacio.....	2013-15
8. 118	Jose Duarte.....	2008-09
9. 116	Hunter Dozier.....	2014-17
10. 111	Kurt Mertins.....	2009-12

Career Hits

1. 311	Mario Lissón.....	2008-09, 2011-12
2. 310	Paulo Orlando.....	2010-12, 2017
3. 277	Rey Navarro.....	2011-13
4. 260	Jorge Bonifacio.....	2013-15
5. 258	Lane Adams.....	2013-15
6. 252	Orlando Calixte.....	2013-14, 2016
7. 251	Derrick Robinson.....	2010-11
8. 231	Mauricio Ramos.....	2016-17
9. 218	Kurt Mertins.....	2009-12
10. 213	Jose Duarte.....	2008-09

Career Doubles

1. 72	Mario Lissón.....	2008-09, 2011-12
2. 57	Jorge Bonifacio.....	2013-15
3. 53	Lane Adams.....	2013-15
4. 49	Orlando Calixte.....	2013-14, 2016
5. 48	Hunter Dozier.....	2014-17
6. 46	Paulo Orlando.....	2010-12, 2017
7. 43	Rey Navarro.....	2011-13
8. 41	Clint Robinson.....	2010
9. 40	Frank Schwindel.....	2015-17
40	Jeff Bianchi.....	2009, 2011
40	Kurt Mertins.....	2009-12

Career Triples

1. 18	Paulo Orlando.....	2010-12, 2017
2. 10	Derrick Robinson.....	2010-11
3. 9	Brett Eibner.....	2013
9	Anthony Seratelli.....	2010-11
9	Kurt Mertins.....	2009-12
6. 7.	Lane Adams.....	2013-15
7	Rey Navarro.....	2011-13
7	Whit Merrifield.....	2012-14
7	Angel Franco.....	2013-15
10. 6	Jorge Bonifacio.....	2013-15
6	Alex Liddi.....	2015
6	Chris McConnell.....	2009-10
6	Ed Lucas.....	2008-09

Career Home Runs

1. 42	Mario Lissón.....	2008-09, 2011-12
2. 31	Matt Fields.....	2013
3. 30	Frank Schwindel.....	2015-17
4. 29	Jamie Romak.....	2010-11
29	Clint Robinson.....	2010
6. 28	Lane Adams.....	2013-15
7. 27	Brian Fletcher.....	2012-14
8. 26	Kila Ka'aihue.....	2008
26	Paulo Orlando.....	2010-12, 2017
10. 25	Brian McFall.....	2008-09
10. 24	Hunter Dozier.....	2014-16

*Led League

Single Season averages based on minimum 225 at bats
Career averages based on minimum of 500 at-bats

Career Runs Batted In

1.	179	Mario Lison.....	2008-09, 2011-12
2.	134	Jorge Bonifacio.....	2013-15
3.	131	Paulo Orlando.....	2010-12, 2017
4.	115	Frank Schwindel.....	2015-17
	115	Rey Navarro.....	2011-13
6.	111	Lane Adams.....	2013-15
7.	107	Mauricio Ramos.....	2016-17
8.	105	Anthony Seratelli.....	2010-11
9.	99	Tim Smith.....	2010-11
	99	Kurt Mertins.....	2009-12

Career Batting Average

1.	.322	Johnny Giavotella.....	2010
2.	.308	Tim Smith.....	2010-11
3.	.296	Ed Lucas.....	2008-09
	.296	Paulo Orlando.....	2010-12, 2017
5.	.280	Jeff Bianchi.....	2009, 2011
6.	.279	Brian Fletcher.....	2012-14
7.	.276	Lane Adams.....	2013-15
8.	.272	Frank Schwindel.....	2015-17
9.	.271	Angel Franco.....	2013-15
		Whit Merrifield.....	2012-14
		Anthony Seratelli.....	2010-11

Career Walks

1.	124	Anthony Seratelli.....	2010-11
	124	Mario Lison.....	2008-09, 2011-12
3.	103	Jorge Bonifacio.....	2013-15
4.	101	Ed Lucas.....	2008-09
5.	99	Lane Adams.....	2013-15
6.	97	Jose Duarte.....	2008-09
7.	94	Hunter Dozier.....	2014-17
8.	91	Derrick Robinson.....	2010-11
9.	82	Paulo Orlando.....	2010-12, 2017
10.	82	Ed Lucas.....	2008-09

Career Strikeouts

1.	298	Mario Lison.....	2008-09, 2011-12
2.	276	Jorge Bonifacio.....	2013-15
3.	254	Orlando Calixte.....	2013-14, 2016
4.	252	Hunter Dozier.....	2014-17
5.	229	Lane Adams.....	2013-15
6.	185	Yem Prades.....	2012
7.	181	Mauricio Ramos.....	2016-17
	181	Matt Fields.....	2013
9.	173	Derrick Robinson.....	2010-11
10.	172	Bubba Starling.....	2015-16

Career Stolen Bases

1.	105	Derrick Robinson.....	2010-11
2.	91	Terrance Gore.....	2015-17
3.	82	Lane Adams.....	2013-15
4.	70	Mario Lison.....	2008-09, 2011-12
5.	54	Paulo Orlando.....	2010-12, 2017
6.	50	Anthony Seratelli.....	2010-11
7.	46	Jose Duarte.....	2008-09
8.	42	Ovandy Suero.....	2008
9.	38	Ed Lucas.....	2008-09
10.	36	Raul Mondesi.....	2015-16

Career Total Bases

1.	539	Mario Lison.....	2008-09, 2011-12
2.	468	Rey Navarro.....	2011-13
3.	461	Paulo Orlando.....	2010-12, 2017
4.	409	Lane Adams.....	2013-15
5.	398	Jorge Bonifacio.....	2013-15
6.	374	Orlando Calixte.....	2013-14, 2016
7.	337	Frank Schwindel.....	2015-17
8.	334	Mauricio Ramos.....	2016-17
9.	312	Derrick Robinson.....	2010-11
10.	305	Hunter Dozier.....	2014-17

Career Slugging Percentage


1.	.487	Brian Fletcher.....	2012-14
2.	.477	Tim Smith.....	2010-11
3.	.460	Jamie Romak.....	2010-11
	.460	Johnny Giavotella.....	2010
5.	.442	Frank Schwindel.....	2015-17
6.	.440	Paulo Orlando.....	2010-12, 2017
	.440	Brian McFall.....	2008-09
8.	.438	Lane Adams.....	2013-15
9.	.433	Ed Lucas.....	2008-09
10.	.424	Mario Lison.....	2008-09, 2011-12

Career On-Base Percentage

1.	.397	Ed Lucas.....	2008-09
2.	.395	Johnny Giavotella.....	2010
3.	.380	Anthony Seratelli.....	2010-11
4.	.373	Tim Smith.....	2010-11
5.	.353	Paulo Orlando.....	2010-12, 2017
6.	.352	Lane Adams.....	2013-15
7.	.345	Jamie Romak.....	2010-11
8.	.342	Marc Maddox.....	2008-09
9.	.339	Christian Colon.....	2011-12, 2014
10.	.338	Whit Merrifield.....	2012-14

Career Grand Slams

1.	2	Frank Schwindel.....	2015-17
	2	Jorge Bonifacio.....	2013-15
	2	Kila Ka'aihue.....	2008
	2	Salvador Perez.....	2011
	2	Mario Lison.....	2008-09, 2011-12
5.	1	16 hitters tied.....	
		(Richardson, McFall, Strait, Lucas, Pina, Moustakas, T. Smith, Van Stratten, Colon, O'Hearn, Dewees, Escalera, and Ramos)	



Kila Ka'aihue hit two grand slams during the 2008 season to lead the Nationals.

Career averages based on minimum of 500 at-bats

TOP-10 SEASON - PITCHING

Earned Run Average

1.	2.45*	Yender Caramo.....	2016
2.	2.82	Mark Peterson.....	2015
3.	2.93	Andy Ferguson.....	2014
4.	2.95	Edgar Osuna.....	2010
5.	3.09	Luke Farrell.....	2015
6.	3.12	Jonathan Dziedzic.....	2015
7.	3.25	Jake Junis.....	2016
	3.25	J.C. Sulbaran.....	2014
9.	3.36	Everett Teaford.....	2010
10.	3.40	Michael Mariot.....	2012

Wins

1.	14*	Everett Teaford.....	2010
2.	13*	Will Smith.....	2011
3.	11	Foster Griffin.....	2017
	11	Andy Ferguson.....	2014
5.	10	Emilio Ogando.....	2017
	10	Jonathan Dziedzic.....	2015
	10	Dan Cortes.....	2008
	10	Blake Johnson.....	2010
	10	Anthony Lerew.....	2010
10.	9	Jake Junis.....	2016

Won-Loss Percentage

1.	.824	(14-3)	Everett Teaford.....	2010
2.	.714	(10-4)	Dan Cortes.....	2008
3.	.667	(6-3)	Michael Mariot.....	2012
4.	.688	(11-5)	Foster Griffin.....	2017
5.	.625	(10-6)	Jonathan Dziedzic.....	2015
	.625	(5-3)	Jake Odorizzi.....	2011
	.625	(10-6)	Anthony Lerew.....	2009
8.	.615	(8-5)	Eduardo Paulino.....	2010
9.	.600	(6-4)	Edgar Osuna.....	2011
10.	.591	(13-9)	Will Smith.....	2011

WHIP

1.	1.09	Yender Caramo.....	2016
2.	1.11	Eric Skoglund.....	2016
3.	1.15	Jake Junis.....	2016
4.	1.16	Andy Ferguson.....	2014
5.	1.16	Edgar Osuna.....	2010
6.	1.20	Aaron Brooks.....	2013
7.	1.22	Matt Strahm.....	2016
	1.22	Daniel Stumpf.....	2015
9.	1.24	Michael Mariot.....	2012
	1.24	Everett Teaford.....	2010

Losses

1.	14*	Noel Arguelles.....	2012
	14*	Sugar Ray Marimon.....	2013
3.	13	Ashton Goudeau.....	2016
	13	Julio Pimentel.....	2008
5.	12*	Corey Ray.....	2017
6.	11	Tim Melville.....	2014
	11	Jason Adam.....	2013
8.	10	Emilio Ogando.....	2017
	10	Andy Ferguson.....	2014
	10	J.C. Sulbaran.....	2014
	10	Chris Dwyer.....	2011
	10	Matt Kniginyzky.....	2009

Games Started

1.	29*	Corey Ray.....	2017
2.	28	Julio Pimentel.....	2008
3.	27	Eric Skoglund.....	2016
	27	Chris Dwyer.....	2011
	27	Will Smith.....	2011
	27	Anthony Lerew.....	2009
	27	Rowdy Hardy.....	2008
8.	26	Tim Melville.....	2014
	26	Jason Adam.....	2013
	26	Sugar Ray Marimon.....	2013

Shutouts

1.	2 †	Blake Wood.....	2008
2.	1	Corey Ray.....	2017
	1	Andy Ferguson.....	2014
	1	Brooks Pounders.....	2013
	1+	Blake Wood.....	2009
	1+	Will Smith.....	2011
	1+	Danny Duffy.....	2010

Complete Games (9 innings)

1.	1	Corey Ray.....	2017
	1	Andy Ferguson.....	2014
	1	Sugar Ray Marimon.....	2013
	1%	Brooks Pounders.....	2013
	1	Will Smith.....	2011
	1	Blake Wood.....	2008

Appearances

1.	45	Jon Keck.....	2013
2.	43	Malcom Culver.....	2015
	43	Aroni Nina.....	2015
	43	Andrew Triggs.....	2014
5.	42	Eric Stout.....	2016
	42	Daniel Stumpf.....	2015
	42	Noel Arguelles.....	2014
	42	Kyle Crist.....	2012
9.	41	Sam Selman.....	2015
	41	Malcom Culver.....	2014

Saves

1.	19*	Andrew Triggs.....	2014
2.	18	Zach Jackson.....	2013
3.	15	Jake Newberry.....	2017
4.	12	Chris Hayes.....	2008
5.	11	Kevin McCarthy.....	2016
6.	10	Patrick Keating.....	2010
7.	6	Mark Peterson.....	2016
	9	Patrick Keating.....	2009
	9	Brandon Sisk.....	2010
10.	8	Malcom Culver.....	2015
	8	Blaine Hardy.....	2011
	8	Aaron Hartsock.....	2009
	8	Greg Holland.....	2009

Innings Pitched

1.	161.1*	Will Smith.....	2011
2.	157.1	Julio Pimentel.....	2008
3.	156.1*	Eric Skoglund.....	2016
4.	155.2	Rowdy Hardy.....	2008
5.	152.0	Anthony Lerew.....	2009
6.	148.1	Sugar Ray Marimon.....	2013
7.	147.2	Andy Ferguson.....	2014
8.	144.0	Jason Adam.....	2013
9.	143.0	Corey Ray.....	2017
	143.0	Blake Johnson.....	2008

Strikeouts

1.	134*	Eric Skoglund.....	2016
2.	126	Jason Adam.....	2013
	126	Chris Dwyer.....	2011
4.	119	Sugar Ray Marimon.....	2013
5.	118	Andy Ferguson.....	2014
6.	117	Jake Junis.....	2016
7.	116	J.C. Sulbaran.....	2014
8.	115	Julio Pimentel.....	2008
9.	113	Everett Teaford.....	2010
10.	109	Dan Cortes.....	2008

*Led League

% Denotes a no-hitter

† Denotes One 9-inning shutout, one 7-inning shutout

+ Denotes 7-inning shutout

Single-Season ERA based on min. of 70.0 IP

Hits Allowed

1.	195	Rowdy Hardy.....	2008
2.	193	Julio Pimentel.....	2008
3.	171	Will Smith.....	2011
4.	170	Corey Ray.....	2017
5.	168	Blake Johnson.....	2008
6.	164	Anthony Lerew.....	2009
7.	159	Sugar Ray Marimon.....	2013
8.	157	Matt Kniginizky.....	2009
9.	153	Jason Adam.....	2013
10.	148	Blake Johnson.....	2009

Walks Allowed

1.	78	Chris Dwyer.....	2011
2.	68	Tim Melville.....	2014
3.	66	Noel Arguelles.....	2012
4.	63	Eduardo Paulino.....	2010
5.	59	Corey Ray.....	2017
	59	Aaron Crow.....	2010
6.	57	Matt Kniginizky.....	2009
7.	55	Anthony Lerew.....	2009
	55	Dan Cortes.....	2008
9.	54	J.C. Sulbaran.....	2014
	54	Jason Adam.....	2013

Home Runs Allowed

1.	26*	Sugar Ray Marimon.....	2013
2.	21	Matt Kniginizky.....	2009
3.	20	Corey Ray.....	2017
	20	Blake Johnson.....	2009
5.	19*	Eric Skoglund.....	2016
6.	17	J.C. Sulbaran.....	2015
	17	Julio Pimentel.....	2008
8.	14	Matt Strahm.....	2016
	14	Tim Melville.....	2014
	14	Chris Dwyer.....	2011
	14	Anthony Lerew.....	2009
	14	Rowdy Hardy.....	2008

Single Season Hit Batsmen

1.	20*	Rowdy Hardy.....	2008
2.	15	Jason Adam.....	2013
3.	11	Brooks Pounders.....	2013
	11	Blake Johnson.....	2008
5.	10	Matt Kniginizky.....	2009
6.	9	Rowdy Hardy.....	2008
7.	8	Miguel Almonte.....	2015
	8	Dan Cortes.....	2008
	8	Rowdy Hardy.....	2010
10.	7	5 pitchers tied.....	last: Sam Selman 2017

TOP-10 PITCHING - CAREER

Earned Run Average

1.	1.41	Chris Hayes.....	2008-09
2.	2.42	Mark Peterson.....	2014-16
3.	2.45	Yender Caramo.....	2016
4.	3.01	Mario Santiago.....	2010-11
5.	3.12	Jonathan Dziedzic.....	2015
6.	3.33	Chris Nicoll.....	2008-09
7.	3.40	Michael Mariot.....	2012
8.	3.43	Matt Strahm.....	2016
9.	3.44	Jake Junis.....	2015-16
	3.44	Luke Farrell.....	2014-15
	3.44	Andy Ferguson.....	2013-16

Career Wins

1.	24	Blake Johnson.....	2008-11
2.	19	J.C. Sulbaran.....	2012-15
3.	18	Andy Ferguson.....	2013-16
4.	17	Everett Teaford.....	2009-10
5.	16	Dan Cortes.....	2008-09
6.	15	Chris Dwyer.....	2010-12
	14	Rowdy Hardy.....	2009-10
8.	13	Will Smith.....	2010-11
9.	12	Jason Adam.....	2013-14
	12	Edgar Osuna.....	2010-11

Career Won-Loss Percentage

1.	.917 (11-1)	Chris Nicoll.....	2008-09
	.667 (6-3)	Michael Mariot.....	2012
	.667 (12-6)	Edgar Osuna.....	2010-11
4.	.625 (10-6)	Jonathan Dziedzic.....	2015
	.625 (5-3)	Jake Odorizzi.....	2011
	.625 (10-6)	Anthony Lerew.....	2009
7.	.615 (8-5)	Eduardo Paulino.....	2010
	.615 (16-10)	Dan Cortes.....	2008-09
9.	.611 (11-7)	Mario Santiago.....	2010-11
10.	.591 (13-9)	Will Smith.....	2011

Career WHIP

1.	1.088	Yender Caramo.....	2016
2.	1.134	Eric Skoglund.....	2016-17
3.	1.177	Jake Odorizzi.....	2011-12
4.	1.179	Jake Junis.....	2015-16
5.	1.194	Mark Peterson.....	2014-17
6.	1.196	Andy Ferguson.....	2013-16
7.	1.202	Aaron Brooks.....	2013
8.	1.224	Matt Strahm.....	2016
9.	1.233	Mario Santiago.....	2010-11
10.	1.248	Luke Farrell.....	2014-15
	1.248	Emilio Ogando.....	2017

Career Losses

1.	26	J.C. Sulbaran.....	2012-15
2.	24	Noel Arguelles.....	2012-14
3.	21	Sugar Ray Marimon.....	2012-14
4.	20	Blake Johnson.....	2008-11
5.	19	Jason Adam.....	2013-14
	19	Chris Dwyer.....	2010-12
7.	18	Rowdy Hardy.....	2009-10
	16	Blake Wood.....	2008-09, 2014
9.	15	Andy Ferguson.....	2013-16
10.	13	Ashton Goudeau.....	2016
	13	Julio Pimentel.....	2008

Career Shutouts

1.	3 #	Blake Wood.....	2008-09, 2014
2.	1	Andy Ferguson.....	2013-16
	1	Brooks Pounders.....	2013
	1 +	Will Smith.....	2010-11
	1 +	Danny Duffy.....	2010, 2013

Career Complete Games

1.	2	Andy Ferguson.....	2014-16
2.	1	Sugar Ray Marimon.....	2012-14
	1	Brooks Pounders.....	2013, 2015
	1	Will Smith.....	2011
	1	Blake Wood.....	2008-09, 2014

Career Games Started

1.	59	Blake Johnson.....	2008-11
2.	47	Chris Dwyer.....	2010-12
3.	46	J.C. Sulbaran.....	2012-15
4.	42	Sugar Ray Marimon.....	2012-14
5.	41	Andy Ferguson.....	2013-16
6.	38	Dan Cortes.....	2008-09
7.	37	Rowdy Hardy.....	2009-10
8.	36	Noel Arguelles.....	2012-14
9.	31	Tim Melville.....	2012, 2014
	31	Blake Wood.....	2008-09, 2014

#Two 7-inning shutouts

+7-inning shutout

Career averages based on a min. of 100.0 IP

TOP-10 CAREER - PITCHING

Career Appearances

1.	92	Noel Arguelles.....	2012-14
2.	88	Patrick Keating.....	2010-12
3.	85	Malcom Culver.....	2013-15
4.	82	Blake Johnson.....	2008-11
5.	78	Mark Peterson.....	2014-16
	78	Sam Selman.....	2014-16
7.	76	J.C. Sulbaran.....	2012-15
8.	75	Rowdy Hardy.....	2009-10
9.	73	Aroni Nina.....	2014-16
	73	Jon Keck.....	2012-13

Career Saves

1.	26	Patrick Keating.....	2010-12
2.	19	Andrew Triggs.....	2013-14
3.	18	Zach Jackson.....	2013
4.	16	Mark Peterson.....	2014-16
5.	15	Malcom Culver.....	2013-15
	15	Blaine Hardy.....	2010-12
	15	Chris Hayes.....	2008-09
8.	11	Kevin McCarthy.....	2015-16
9	9	Brandon Sisk.....	2010
	9	Aaron Hartsock.....	2008-09

Career Innings Pitched

1.	366.1	Blake Johnson.....	2008-11
2.	297.0	Rowdy Hardy.....	2009-10
3.	289.2	J.C. Sulbaran.....	2012-14
4.	280.0	Andy Ferguson.....	2013-16
5.	253.1	Noel Arguelles.....	2012-14
6.	244.2	Chris Dwyer.....	2010-12
7.	242.1	Jason Adam.....	2013-14
8.	236.0	Sugar Ray Marimon.....	2012-14
9.	197.0	Dan Cortes.....	2008-09
10.	180.0	Everett Teaford.....	2009-10

Career Strikeouts

1.	243	Andy Ferguson.....	2013-16
2.	232	J.C. Sulbaran.....	2012-15
3.	217	Chris Dwyer.....	2010-12
4.	215	Jason Adam.....	2013-14
5.	214	Blake Johnson.....	2008-11
6.	183	Rowdy Hardy.....	2009-10
7.	166	Dan Cortes.....	2008-09
8.	164	Sam Selman.....	2014-16
	164	Sugar Ray Marimon.....	2012-14
10.	155	Everett Teaford.....	2009-10

Career Hits Allowed

1.	420	Blake Johnson.....	2008-11
2.	342	Rowdy Hardy.....	2009-10
3.	308	J.C. Sulbaran.....	2012-14
4.	289	Noel Arguelles.....	2012-14
5.	247	Andy Ferguson.....	2013-16
6.	243	Sugar Ray Marimon.....	2012-14
7.	214	Chris Dwyer.....	2010-12
8.	199	Blake Wood.....	2008-09, 2014
9.	198	Christian Binford.....	2014-16
10.	193	Julio Pimentel.....	2008

Career Walks Allowed

1.	163	Noel Arguelles.....	2012-14
2.	139	J.C. Sulbaran.....	2012-15
3.	132	Chris Dwyer.....	2010-12
4.	108	Blake Johnson.....	2008-11
5.	105	Dan Cortes.....	2008-09
	104	Eduardo Paulino.....	2010-11
7.	101	Sam Selman.....	2014-16
8.	88	Andy Ferguson.....	2013-16
9.	84	Jason Adam.....	2013-14
10.	82	Tim Melville.....	2012, 2014

Career Home Runs Allowed

1.	44	J.C. Sulbaran.....	2012-15
2.	35	Sugar Ray Marimon.....	2012-14
	35	Blake Johnson.....	2008-11
4.	27	Noel Arguelles.....	2012-14
5.	26	Andy Ferguson.....	2013-16
	24	Edgar Osuna.....	2010-11
7.	23	Rowdy Hardy.....	2009-10
8.	21	Jason Adam.....	2013-15
	21	Matt Kniginyzky.....	2009
10.	19	Eric Skoglund.....	2016
	19	Everett Teaford.....	2009-10
	19	Patrick Keating.....	2010-12

Career Hit Batsmen

1.	37	Rowdy Hardy.....	2009-10
2.	36	Blake Johnson.....	2008-11
3.	20	Jason Adam.....	2013-14
4.	15	J.C. Sulbaran.....	2012-15
5.	14	Brooks Pounders.....	2013, 2015
6.	13	Sam Selman.....	2014-16
7.	12	Dan Cortes.....	2008-09
8.	11	Blake Wood.....	2008-09, 2014
9.	10	4 pitchers tied.....	



INDIVIDUAL HITTING PERFORMANCES

Six Hit Performances

No.	Player	Date	Opponent
1.	Ed Lucas	July 21, 2008	at Springfield

Five Hit Performances

No.	Player	Date	Opponent
1.	Ed Lucas	June 22, 2009	at Tulsa
2.	Jeff Bianchi	June 27, 2009	Arkansas
3.	Clint Robinson	May 22, 2010	Arkansas
4.	Johnny Giavotella	July 22, 2010	at Arkansas
5.	Anthony Seratelli	August 17, 2011	Frisco
6.	Brian Fletcher	July 23, 2013	Arkansas
7.	Jorge Bonifacio	August 21, 2014	Springfield

WALK-OFF HOME RUNS

No.	Date	Batter	Pitcher	Opponent	Inn.	On	Final
1.	June 11, 2009	Jordan Parraz	David Herndon	Arkansas	8 th	0	2-1
2.	June 27, 2009	Jeff Bianchi	Marco Albano	Arkansas	10 th	0	4-3
3.	August 17, 2009	Vance Wilson	Thomas Diamond	Frisco	9 th	0	2-1
4.	April 9, 2011	Mario Lisson	Josh Spence	San Antonio	9 th	0	6-5
5.	April 10, 2011	Salvador Perez	David Berner	Corpus Christi	14 th	0	3-2
6.	July 23, 2013*	Brian Fletcher	Nick Maronde	Arkansas	11 th	2	10-8
7.	August 16, 2013	Cheslor Cuthbert	Matt Lollis	San Antonio	12 th	0	2-1
8.	April 22, 2014	Mark Threlkeld	Ronnie Shaban	Springfield	9 th	0	3-2
9.	May 11, 2014	Orlando Calixte	Dean Kiekhefer	Springfield	9 th	0	9-8
10.	May 17, 2014	Orlando Calixte	Nelson Gonzales	Tulsa	9 th	0	2-1
11.	May 17, 2015	Hunter Dozier	Iden Nazario	Springfield	9 th	0	3-2

*Game was suspended on July 23, HR hit on July 24

NATURALS WALK-OFF HOME RUNS - BY THE NUMBERS

By Year:

3 walk-off home runs	(2):	2009, 2014
2 walk off home runs	(2):	2011, 2013
1 walk-off home run	(1):	2015
None	(4):	2008, 2010, 2012, 2016, 2017

NATURALS SIGNIFICANT HITTING STREAKS

Streak	Name	Dates	Streak	Name	Dates
21	Clint Robinson	June 16-July 12, 2010	13 (5x)	Ramon Torres	Aug. 21- Sept. 7, 2015
19	Jordan Parraz	May 27-June 15, 2009		Jamie Romak	July 12-25, 2011
16 (4x)	Rey Navarro	July 4-23, 2013		Eric Hosmer	Aug.13-27, 2010
	Alex Liddi	Aug. 8-25, 2015		Kurt Mertins	July 10-25, 2009
	Brian Fletcher	June 19-July 8, 2013		Jose Duarte	July 5-19, 2008
	Wil Myers	April 23-May 10, 2012	12 (8x)	Corey Toups	July 1-15, 2016
	Cody Clark	June 18-July 14, 2009		Ramon Torres	April 22-May 5, 2016
15 (3x)	Lane Adams	July 17-Aug. 1, 2015		Bubba Starling	June 26-July 11, 2015
	Mike Bianucci	April 21-May 7, 2015		Paulo Orlando	June 7-20, 2012
	Paulo Orlando	June 18-July 5, 2010		Paulo Orlando	July 23-Aug. 5, 2011
14 (4x)	Ryan O'Hearn	June 9-22, 2016		Tim Smith	June 10-23, 2011
	Balbino Fuenmayor	May 3-17, 2015		Johnny Giavotella	July 1-17, 2010
	Angel Franco	July 14-29, 2014		Derrick Robinson	June 16-July 1, 2010
	Corey Smith	May 4-16, 2009			

NATURALS NO-HITTERS

Brooks Pounders

June 27, 2013 vs. Midland
Northwest Arkansas 11, Midland 0



The 2013 season had been one of ups and downs for the 22-year-old Brooks Pounders, but on a Thursday night in June, it was the pinnacle of his campaign.

Pounders became the first hurler in Nationals history to throw a complete-game no-hitter against the Midland RockHounds.

The 6-foot-4, right-hander fanned six Midland batters and allowed just two baserunners - Connor Crumbliss reached on a Matt Field's error in the third and Taylor Ladendorf was hit by a pitch in the fifth.

Pounders threw a season-high 98 pitches with 70 crossing for strikes.

Midland	AB	R	H	RBI	BB	SO	AVG
Crumbliss lf	4	0	0	0	0	0	.282
Myers cf	4	0	0	0	0	1	.273
Aliotti 1b	3	0	0	0	0	1	.352
Goebbert dh	3	0	0	0	0	0	.284
Coleman 3b	3	0	0	0	0	2	.270
Oberacker rf	3	0	0	0	0	1	.237
Ladendorf 2b	2	0	0	0	0	1	.283
Freitas c	3	0	0	0	0	0	.226
Taylor c	0	0	0	0	0	0	.211
Perez, D ss	3	0	0	0	0	0	.249
Totals	28	0	0	0	0	6	

NW Arkansas	AB	R	H	RBI	BB	SO	AVG
Eibner cf	5	2	3	1	0	0	.226
Calixte ss	4	2	3	2	0	0	.265
Fletcher dh	5	1	1	4	0	1	.268
Fields 1b	4	1	1	0	1	2	.244
Cuthbert 3b	4	0	1	0	0	1	.200
Navarro 2b	4	1	2	0	0	0	.279
Prades rf	3	1	0	0	1	0	.185
Merrifield lf	4	2	3	3	0	0	.216
Graterol c	4	1	2	1	0	0	.253
Totals	37	11	16	11	2	4	

2B: Merrifield (7, off Daley). **HR:** Fletcher (6, 1st inning off Leon, 2 on, 0 out), Calixte (4, 6th inning off Leon, 0 on, 0 out). **RBI:** Fletcher (4), Calixte (2), Eibner (19), Merrifield (3), Graterol (7). **DP:** Midland 2. **LOB:** Midland, 2; Northwest Arkansas 5. **CS:** Navarro (4, 2nd base by Leon/Freitas). **E:** Fields (7)

Midland	IP	H	R	ER	BB	SO	HR
Leon (4-5)	6.2	11	5	5	0	3	2
Hunter	0.2	1	3	3	2	0	0
Daley	0.2	4	3	3	0	1	0
Totals	8.0	16	11	11	2	4	2

NW Arkansas	IP	H	R	ER	BB	SO	HR
Pounders (3-4)	9.0	0	0	0	0	6	0

WP: Daley. **HBP:** Ladendorf (by Pounders), Calixte (by Hunter). **Pitches-strikes:** Daley 16-12, Pounders 98-70. **GO-FO:** Pounders 10-8.

Umpires: Thornewell, R. Hernandez, Eggert.

T: 2:28.

Att: 3,955.

Greg Holland Chris Dwyer Brandon Lafferty Kendal Volz

May 10, 2012
Northwest Arkansas 2, Springfield 0

It was the second of its kind for the Naturals on May 10, 2012 with starter Greg Holland on a rehab stint setting the tone by striking out the side in the first inning.

Chris Dwyer, the scheduled starter, continued to dominate the Springfield Cardinals with 6.2 innings of no-hit baseball. Dwyer allowed just two base runners via base on balls and struck out five before handing the ball over to Brandon Lafferty to finish the eighth inning. Kendal Volz tossed a perfect ninth to cap the no-hit evening.

The Naturals scored in the first inning with Wil Myers bringing home Paulo Orlando and added the second run in the fourth frame.

Springfield	AB	R	H	RBI	BB	SO	AVG
Wong 2b	4	0	0	0	0	1	.308
Curtis 3b	3	0	0	0	1	2	.400
Taveras cf	4	0	0	0	0	2	.320
Conley rf	4	0	0	0	0	1	.258
Swauger dh	3	0	0	0	0	1	.259
Shaffer lf	3	0	0	0	0	0	.263
Scruggs 1b	3	0	0	0	0	0	.184
Derba c	3	0	0	0	0	1	.203
Garcia ss	1	0	0	0	1	0	.250
Totals	28	0	0	0	2	8	

NW Arkansas	AB	R	H	RBI	BB	SO	AVG
Orlando rf	4	1	1	0	0	0	.286
Colon ss	4	0	2	0	0	0	.298
Myers cf	2	0	1	1	2	1	.342
Whittleman dh	3	0	0	0	1	3	.275
Lisson 1b	4	0	0	0	0	1	.203
Duncan 3b	4	1	1	0	0	1	.294
Navarro 2b	4	0	0	0	0	1	.190
Testa lf	3	0	0	0	0	1	.307
Rodriguez c	3	0	2	1	0	0	.214
Totals	31	2	7	2	3	9	

RBI: Myers (25), Rodriguez, Jul (4). **SB:** Duncan (1, 2nd base off Rosenthal/Derba), Colon (4, 2nd base off Rosenthal/Derba). **E:** Rosenthal (2); Colon, (8). **LOB:** Springfield 4; Northwest Arkansas, 8.

Springfield	IP	H	R	ER	BB	SO	HR
Rosenthal (2-4)	4.1	6	2	2	2	6	0
Thomas	1.2	0	0	0	0	2	0
Rondon	1.0	1	0	0	1	1	0
Wright, J	1.0	0	0	0	0	0	0
Totals	8.0	7	2	2	3	9	0

NW Arkansas	IP	H	R	ER	BB	SO	HR
Holland, G	1.0	0	0	0	0	3	0
Dwyer (2-4)	6.2	0	0	0	2	5	0
Lafferty	0.1	0	0	0	0	0	0
Volz (5-4)	1.0	0	0	0	0	0	0
Totals	9.0	0	0	0	2	8	0

WP: Rosenthal. **Balk:** Rondon. **HBP:** Garcia, (by Dwyer). **Pitches-strikes:** Holland, G 14-11, Dwyer 103-60, Lafferty 3-2, Volz 8-6.

GO-FO: Dwyer 9-5, Lafferty 0-1, Volz 2-0.

Umpires: Hoberg, Stanzak, Benham.

T: 2:45.

Att: 3,964.

Will Smith Kelvin Herrera

July 19, 2011
Northwest Arkansas 1, Arkansas 0

Billed initially as a pitcher's duel, the contest did not stray from that theme with Naturals starter Will Smith tossing seven innings of no-

hit baseball against the Travelers. His counter part, 2014 AL Rookie of the Year Matt Shoemaker went the distances scatter five hits, struck out eight and allowed the lone and decide Northwest Arkansas run.

Smith struck out the first two Travelers faced en route to retiring the first 15 batters. Smith allowed back-to-back walks to begin the sixth which set up history. Alberto Rosario grounded to third baseman Mario Lison who stepped on third, tossed to Jeff Bianchi at second and he relayed it to first to complete the inning-ending triple play. The first and only in Naturals history.

Kelvin Herrera polished off the win with a perfect eighth and ninth innings. The Naturals crossed the plate in the first inning capitalizing on two Traveler errors.

NW Arkansas	AB	R	H	RBI	BB	SO	AVG
Robinson cf	4	0	0	0	0	1	.271
Colon ss	4	1	0	0	0	0	.255
Myers rf	4	0	0	0	0	1	.267
Romak 1b	4	0	2	1	0	0	.255
Bianchi 2b	4	0	1	0	0	2	.269
Francis lf	4	0	0	0	0	1	.288
Perez c	3	0	1	0	0	1	.266
Serattelli dh	3	0	1	0	0	1	.283
Lisson 3b	3	0	0	0	0	1	.248
Totals	33	1	5	1	0	8	

Arkansas	AB	R	H	RBI	BB	SO	AVG
Pettit 1b	3	0	0	0	0	2	.211
Perez ss	3	0	0	0	0	2	.300
Jimenez 3b	3	0	0	0	0	0	.299
Lopez lf	3	0	0	0	0	1	.283
Castillo rf	3	0	0	0	0	2	.233
Cusick 2b	3	0	0	0	0	1	.292
Fuller cf	2	0	0	0	1	0	.247
Mercado dh	2	0	0	0	1	0	.274
Rosario c	3	0	0	0	0	0	.230
Totals	25	0	0	0	2	7	

2B: Perez, S (13, off Shoemaker), Romak (16, off Shoemaker). **RBI:** Romak (51). **LOB:** Northwest Arkansas 5. **SB:** Bianchi (10, 2nd base off Shoemaker/Rosario, A). **Triple Play:** Rosario (Lisson-Bianchi-Romak). **E:** Jimenez 2 (15), Rosario, A 2 (5).

NW Arkansas	IP	H	R	ER	BB	SO	HR
Smith (8-7)	7.0	0	0	0	2	5	0
Herrera (5-7)	2.0	0	0	0	0	2	0

Arkansas	IP	H	R	ER	BB	SO	HR
Shoemaker (8-2)	9.0	5	1	0	0	8	0

Pitches-strikes: Smith 101-62, Herrera 23-16. **GO-FO:** Smith 8-6, Herrera 4-0.

Umpires: Schwarz, Scheurwater, Fazio.

T: 2:15.

Att: 4,112.

NO-HITTER AGAINST THE NATURALS

Arkansas Travelers right-hander, Jordan Kipper, recorded the 1st no-hitter in Arvest Ballpark history and the only no-hitter ever against the Naturals on **May 17, 2016**. He faced the minimum over 9.0 innings after walking the first batter of the game, struck out the next hitter and induced a double-play en route to his near-perfect night. It's the first no-hitter by one pitcher since former Natural, Brooks Pounders' no-no in 2013 and was the 10th no-hitter by one pitcher since 1987.

INTER-DIVISION PLAY

OVERALL RECORDS

Overall Record.....	270-270
Home Record.....	121-118
Road Record.....	85-152
Extra Inning Record.....	13-19
In Shutouts.....	17-35

INTER-DIVISION SERIES RESULTS

Team	Home	Road	Total
Corpus Christi	31-29	28-32	59-61
Frisco	28-31	22-37	50-68
Midland	32-28	17-41	49-69
San Antonio	30-30	18-42	50-72
TOTALS	121-118	85-152	208-270

INTER-DIVISION ATTENDANCE RECORDS

Largest Home Crowd.....	8,773
vs. Midland, May 29, 2009	
Largest Road Crowd.....	11, 876
at Frisco, July 4, 2015	
Total Home Attend.....	1,078,688
Total Home Dates.....	234
Avg. Home Attend.....	4,610
Total Road Attend.....	1,260,346
Total Road Dates.....	242
Avg. Road Attend.....	5,208
Total Overall Attend.....	2,339,034

CONSECUTIVE RECORDS

Longest Winning Streak.....	10 (2010)
Longest Losing Streak.....	15 (2013-2014)

SINGLE GAME RECORDS

Most Runs Scored.....	16, twice
v. Midland, April 10, 2016	
v. Corpus Christi, July 8, 2008	
Most Runs Allowed.....	26
at San Antonio, April 15, 2011	
Most Runs Combined.....	31
at San Antonio, April 15, 2011	

INDIVIDUAL GAME BATTING RECORDS

Hits.....	5
Anthony Serratelli v. Frisco, August 17, 2011	
*Runs.....	4, thrice
Nick Dini at Corpus Christi, July 6, 2017	
Kurt Mertins v. Corpus Christi, June 1, 2009	
Kila Ka'aihue v. Corpus Christi, July 8, 2008	
+RBI.....	7
Lane Adams v. Corpus Christi, August 13, 2013	
Home Runs.....	3
Lane Adams v. Corpus Christi, August 13, 2013	
*31 players have scored 3 runs in a game	
last: Zach Walters, July 4, 2017 v. San Antonio	
+ Ryan O'Hearn had 6 RBI v. Corpus Christi, August 17, 2016	

INDIVIDUAL GAME PITCHING RECORDS

Innings Pitched.....	9.0, twice
Andy Ferguson v. San Antonio, August 9, 2014	
Brooks Pounders v. Midland, June 27, 2013	
Walks.....	7, 3 times
last: Jason Adam at Midland, July 5, 2013	
*Strikeouts.....	11
Jason Adam vs. Corpus Christi, May 30, 2013	
#Foster Griffin struck out 10 v. Corpus Christi, July 1, 2017	
Eric Skoglund struck out 10 at San Antonio, August 12, 2016	
*8 pitchers have recorded 9 strikeouts	
last: Matt Strahm v. Midland, June 30, 2016	

NATURALS vs. THE NORTH DIVISION (REGULAR SEASON)

	HOME	ROAD	OVERALL
Arkansas Travelers	91-59 (.607)	67-78 (.462)	158-137 (.536)
Springfield Cardinals	96-65 (.596)	68-92 (.358)	164-157 (.511)
Tulsa Drillers	78-73 (.517)	70-80 (.467)	148-153 (.492)
North Division Overall	265-197 (.574)	205-250 (.451)	470-447 (.513)

NATURALS WITH 10-PLUS STRIKEOUT PERFORMANCES

STRIKEOUTS	PITCHER	DATE	OPPONENT
13	Danny Duffy	July 17, 2013	at Tulsa
12	Josh Staumont	September 4, 2016	v. Arkansas
11	Alec Mills	June 13, 2016	at Arkansas
	Jason Adam	May 30, 2013	v. Corpus Christi
	Jake Odorizzi	May 5, 2012	v. Tulsa
	Jake Odorizzi	April 23, 2012	v. Springfield
10	Foster Griffin	July 1, 2018	v. Corpus Christi
	Josh Staumont	August 26, 2016	at Springfield
	Eric Skoglund	August 12, 2016	at San Antonio
	Josh Staumont	July 22, 2016	v. Springfield
	Jason Adam	June 19, 2014	v. Tulsa
	Tim Melville	May 13, 2014	at Arkansas
	Yordano Ventura	May 6, 2013	v. Arkansas
	Yordano Ventura	April 30, 2013	v. Springfield
	Chris Dwyer	August 5, 2011	v. Arkansas
	Dan Cortes	June 18, 2008	v. Tulsa
	Blake Wood	June 4, 2008	v. Arkansas

POSTSEASON RECORDS - SINGLE GAME

TEAM BATTING

Runs, Game, Nationals.....	12.....	Game 2, 2009 NDCS (at Springfield)
Runs, Game, Opponent.....	16.....	Game 4, 2017 NDCS (at Tulsa)
Runs, Inning, Nationals.....	5 (3x).....	Last: Game 2, 2015 NDCS, 5 th (v. Arkansas)
Runs, Inning, Opponent.....	8.....	Game 3, 2010 NDCS, 4 th (at Springfield)
Hits, Game, Nationals.....	19.....	Game 2, 2016 NDCS (at Springfield)
Hits, Game, Opponent.....	18.....	Game 4, 2017 (at Tulsa)
Doubles, Game, Nationals.....	4 (3x).....	Game 2, 2016 TLCS (at Midland)
Doubles, Game, Opponent.....	7.....	Game 4, 2010 NDCS (at Springfield)
Triples, Game, Nationals.....	2 (2x).....	Last: Game 3, 2015 NDCS (at Arkansas)
Triples, Game, Opponent.....	1 (4x).....	Last: Game 2, 2010 TLCS (v. Midland)
Home Runs, Game, Nationals.....	5.....	Game 2, 2016 NDCS (at Midland)
Home Runs, Game, Opponent.....	4.....	Game 3, 2009 TLCS (v. Midland)
Extra-Base Hits, Game, Nationals.....	8.....	Game 2, 2016 NDCS (at Springfield)
Extra-Base Hits, Game, Opponent.....	8.....	Game 4, 2010 NDCS (v. Springfield)
Walks, Game, Nationals.....	9.....	Game 3, 2011 NDCS (v. Arkansas)
Walks, Game, Opponent.....	9.....	Game 3, 2011 NDCS (v. Arkansas)
Strikeouts, Game, Nationals.....	13.....	Game 4, 2009 TLCS (v. Midland)
Strikeouts, Game, Opponent.....	17.....	Game 1, 2010 NDCS (v. Springfield)
Most Left on Base, Game, Nationals.....	12 (2x).....	Game 4, 2016 NDCS (v. Springfield)
Most Left on Base, Game, Opponent.....	13.....	Game 1, 2009 TLCS (at Midland)
Fewest Left on Base, Nationals.....	2.....	Game 1, 2010 TLCS (v. Midland)
Fewest Left on Base, Opponent.....	2.....	Game 1, 2009 NDCS (at Springfield)
Stolen Bases, Game, Nationals.....	5.....	Game 3, 2015 NDCS (at Arkansas)
Stolen Bases, Game, Opponent.....	2 (3x).....	Last: Game 3, 2015 NDCS (at Arkansas)

TEAM FIELDING

Double Plays, Game, Nationals.....	3 (3x).....	Game 3, 2011 NDCS (v. Arkansas)
Double Plays, Game, Opponent.....	3.....	Game 1, 2009 NDCS (at Springfield)
Errors, Game, Nationals.....	4.....	Game 1, 2016 NDCS (at Springfield)
Errors, Game, Opponent.....	5.....	Game 1, 2009 TLCS (at Midland)

INDIVIDUAL BATTING

At Bats, Game.....	6 (8x).....	Last: A. Escalera/M. Ramos/R. O'Hearn
Runs, Game.....	4.....	Game 2, 2016 NDCS (at Springfield)
Hits, Game.....	4 (5x).....	Corey Toups, Game 1, 2016 NDCS (at Springfield)
Doubles, Game.....	3.....	Alfredo Escalera, Game 3, 2016 TLCS (at Midland)
Triples, Game.....	1 (8x).....	Clint Robinson, Game 5, 2010 NDCS (v. Springfield)
Home Runs, Game.....	2 (4x).....	Last: A. Escalera, Game 3, 2015 TLCS (at Midland)
RBI, Game.....	4 (4x).....	Last: R. O'Hearn, Game 2, 2016 NDCS (at Springfield)
Walks, Game.....	3.....	A. Seratelli, Game 1, 2010 TLCS (v. Midland)
Strikeouts, Game.....	5.....	Wil Myers, Game 3, 2011 NDCS (v. Arkansas)
		Alfredo Escalera, Game 4, 2016 NDCS (v. Springfield)

INDIVIDUAL PITCHING

Innings Pitched, Game.....	9.0.....	Anthony Lerew, Game 1, 2009 NDCS (at Springfield)
Strikeouts, Game.....	11.....	Josh Staumont, Game 4, 2016 NDCS (v. Springfield)
Walks, Game.....	5 (2x).....	Last: J. Staumont, Game 2, 2017 NDCS (v. Tulsa)
Earned Runs, Game.....	6 (4x).....	Last: Jason Adam, Game 4 2017 NDCS (at Tulsa)
Hits Allowed, Game.....	9.....	Yender Caramo, Game 1, 2016 TLCS (v. Midland)

TEAM MISCELLANEOUS

Longest Game, Innings.....	12 (2x).....	Last: Game 1, 2010 NDCS (v. Springfield)
Longest Game, Time (9 innings).....	3:42.....	Game 2, 2017 NDCS (v. Tulsa)
Longest Game, Time (Extra-Innings).....	4:06.....	Game 4, 2009 TLCS (v. Midland), 12 innings
Shortest Game, Time (9 innings).....	2:16.....	Game 1, 2009 NDCS (at Springfield)
Shortest Game, Time (Extra-Innings).....	2:49.....	Game 3, 2008 NDCS (v. Arkansas), 11 innings
Longest Delay.....	3:03.....	Game 4, 2016 TLCS (at Midland)
Largest Victory Margin.....	6 (2x).....	Last: Game 1, 2009 TLCS (at Midland)
Largest Margin of Defeat.....	8.....	Game 4, 2017 NDCS (at Tulsa)
Largest Deficit Overcome in Win.....	3 (3x).....	Last: Game 2, 2015 NDCS (v. Arkansas)
Largest Lead Lost.....	4.....	Game 4, 2017 NDCS (at Tulsa)

POSTSEASON RECORDS - CAREER

HITTING

BATTING AVERAGE

1. .375	Mauricio Ramos.....	2016-17
2. .367	Corey Smith.....	2009
3. .355	Corey Toups.....	2016
	Anthony Seratelli.....	2010-11
	Johnny Giavotella.....	2010

AT BATS

1. 56	Mauricio Ramos.....	2016-17
2. 53	Ryan O'Hearn.....	2016-17
	Derrick Robinson.....	2010-11
4. 48	Paulo Orlando.....	2010-11
5. 42	Frank Schwindel.....	2015-16

RUNS

1. 10	Ryan O'Hearn.....	2016-17
	Corey Toups.....	2016
3. 9	Johnny Giavotella.....	2010
	Eric Hosmer.....	2010
5. 8	Samir Duenez.....	2016-17

HITS

1. 21	Mauricio Ramos.....	2016-17
2. 17	Ryan O'Hearn.....	2016-17
3. 14	Alfredo Escalera.....	2016-17
4. 13	Samir Duenez.....	2016-17
	Humberto Arteaga.....	2016-17
	David Lough.....	2009

DOUBLES

1. 3	Ryan O'Hearn.....	2016-17
	Paulo Orlando.....	2010-11
	Jeff Bianchi.....	2009, 2011
	Clint Robinson.....	2010
	Corey Smith.....	2009

TRIPLES

1. 1	Ryan O'Hearn.....	2016-17
	Alfredo Escalera.....	2016-17
	Clint Robinson.....	2010
	Eric Hosmer.....	2010
	Anthony Seratelli.....	2010-11
	Jarrod Dyson.....	2009

HOME RUNS

1. 6	Eric Hosmer.....	2010
2. 5	Anthony Seratelli.....	2010-11
3. 4	Corey Toups.....	2016
	Ryan O'Hearn.....	2016-17
5. 3	Samir Duenez.....	2016-17

RUNS BATTED IN

1. 13	Ryan O'Hearn.....	2016-17
2. 12	Anthony Seratelli.....	2010
	Samir Duenez.....	2016-17
4. 10	Mauricio Ramos.....	2016-17
5. 8	Frank Schwindel.....	2015-16
	Anthony Seratelli.....	2010-11
	Clint Robinson.....	2010

WALKS

1. 9	Ed Lucas.....	2008-09
2. 7	Anthony Seratelli.....	2010-11
	Johnny Giavotella.....	2010
4. 6	Ryan O'Hearn.....	2016-17
	Corey Toups.....	2016

STOLEN BASES

1. 3	Lane Adams.....	2015
	Jarrod Dyson.....	2009
3. 2	Corey Toups.....	2016

PITCHING

INNINGS PITCHED

1. 21.1	Rowdy Hardy.....	2008-10
2. 19.1	Everett Teaford.....	2009-10
3. 15.0	Anthony Lerew.....	2009
4. 14.2	Josh Staumont.....	2016-17
5. 12.2	Blake Johnson.....	2009-10

APPEARANCES

1. 8	Mark Peterson.....	2015-16
2. 7	Daniel Stumpf.....	2015-16
3. 6	Tim Hill.....	2016-17
	Rowdy Hardy.....	2008-10
	Ben Swaggerty.....	2009-10

EARNED RUN AVERAGE

1. 0.00	Mark Peterson.....	2015-16
2. 0.60	Anthony Lerew.....	2009
3. 0.93	Everett Teaford.....	2009-10
4. 1.69	Danny Duffy.....	2010
5. 2.25	Will Smith.....	2010

STRIKEOUTS

1. 21	Josh Staumont.....	2016-17
2. 15	Danny Duffy.....	2010
3. 13	Jonathan Dzeidzic.....	2015
	Patrick Keating.....	2010
	Everett Teaford.....	2009-10

OPPONENTS AVERAGE

1. .189	Anthony Lerew.....	2009
2. .200	Mark Peterson.....	2015-16
3. .217	Everett Teaford.....	2009-10
4. .222	Josh Staumont.....	2016-17
5. .293	Danny Duffy.....	2010

SAVES

1. 2	Mark Peterson.....	2015-16
------	--------------------	---------

COMPLETE GAMES

1. 1	Anthony Lerew.....	2009
------	--------------------	------

WINS

1. 2	Mark Peterson.....	2015-16
	Anthony Lerew.....	2009

*Career batting averages based on 30 at-bats in postseason play.

*Career ERA and opponents batting average based on minimum of 10.0 innings pitched in postseason play.

ATTENDANCE & POSTPONEMENTS

	Attendance	Opponent	Date
Season	358,792	n/a	2008
Single Game	8,998	Tulsa	May 20, 2009
Day Game	8,998	Tulsa	May 20, 2009
Night Game	8,924	Springfield	August 24, 2012
T-N Doubleheader	7,589	Springfield	August, 28, 2009
Opening Day	7,820	San Antonio	April 10, 2008
4-Game Series	24,638	Tulsa	May 4 - May 8, 2012
3-Game Series	20,361	San Antonio	July 3 - July 5, 2008
2-Game Series	11,260	Springfield	April 30 - May 1, 2013
Memorial Day	4,978	Frisco	May 26, 2008
Independence Day	8,683	Corpus Christi	July 4, 2011
Labor Day	6,064	Arkansas	September 4, 2017
Weekday Game (non-Opening Day or Holiday)	8,614	Arkansas	May 9, 2017 (Tues.)
Saturday Night	6,753	Midland	August 20, 2011
Sunday	8,041	Tulsa	September 5, 2010
Road Game - High	11,876	at Frisco	July 4, 2015
Road Game - Low	1,059	at Arkansas	September 4, 2008

ARVEST BALLPARK (2008 - 2017)

All-Star Game	6,265	T.L. North v. T.L. South	June 25, 2013
Divisional Series	3,927	2010 Game 1 v. Springfield	Sept. 9, 2010
Championship Series	3,965	2009 Game 3 v. Midland	Sept. 17, 2009
Lowest Game	2,654	Midland (doubleheader)	April 15, 2014

NATURALS TOP 10 REGULAR-SEASON HOME CROWDS

Date	Opponent	Attendance
1. May 20, 2009	Tulsa	8,998
2. August 24, 2012	Springfield	8,924
3. May 18, 2010	Tulsa	8,891
4. May 29, 2009	Midland	8,773
5. July 4, 2011	Corpus Christi	8,683
6. May 8, 2012	Tulsa	8,165
7. September 5, 2010	Tulsa	8,041
8. May 9, 2014	Springfield	8,035
9. May 7, 2013	Arkansas	7,936
10. July 4, 2010	Corpus Christi	7,886

ARVEST BALLPARK WEATHER POSTPONEMENTS

By Month:	By Club:
April.....8	Arkansas.....7
May.....6	Corpus Christi.....0
June.....2	Frisco.....2
July.....6	Midland.....2
August.....1	Tulsa.....2
September.....3*	San Antonio.....1
*Two games in playoffs	Springfield.....10

ARVEST BALLPARK WEATHER POSTPONEMENTS BY YEAR

By Year:
7 times (1): 2010
5 times (1): 2015
4 times (1): 2009
3 times (1): 2011
2 times (2): 2013, 2017
1 times (3): 2014, 2012, 2008
None (1): 2016

OPPONENTS



TEXAS LEAGUE OFFICE

TEXAS LEAGUE OFFICES

505 Main Street, Suite No. 2015 • Fort Worth, Texas 76201
Phone: (682) 316-5400 • Fax: (844) 316-7725
www.texas-league.com • office@texasleague.com

Years in Operation: 1888-1890, 1892, 1895-1899,
1902-1942, 1946-Present



President..... Tim Purpura (2nd season)
Vice President..... Paul Allen (Arkansas)
Corporate Secretary..... Justin Cole (Northwest Arkansas)
Assistant to the President..... To Be Announced
League Statistician..... Major League Baseball Advanced Media

LEAGUE DIRECTORS:

..... Russ Meeks (Arkansas)
..... Ken Schrom (Corpus Christi)
..... Chuck Greenberg (Frisco)
..... E. Miles Prentice (Midland)
..... Jon Dandes (Northwest Arkansas)
..... Burl Yarbrough (San Antonio)
..... Bill Dewitt III (Springfield)
..... Mike Melega (Tulsa)

TEXAS LEAGUE UMPIRES:

Crew 1:

..... Cody Oakes (Crew Chief)
..... Grant Conrad
..... Jose Matamoros

Crew 2:

..... Jon Felczack (Crew Chief)
..... Justin Robinson
..... Andrew Stukel

Crew 3:

..... Kyle McCrady (Crew Chief)
..... Kyle Wallace
..... Brian Walsh

Crew 4:

..... Malachi Moore (Crew Chief)
..... Jeff Gorman
..... Tyler Olson

GENERAL INFORMATION:

2018 Opening Day..... April 5th
Final Regular Season Date..... September 3rd
Total Regular Season Games..... 140 (split schedule)
End of First Half..... June 18th
Beginning of Second Half..... June 19th

DIVISION STRUCTURE:

North Division:

..... Northwest Arkansas Naturals (Kansas City Royals)
..... Arkansas Travelers (Seattle Mariners)
..... Springfield Cardinals (St. Louis Cardinals)
..... Tulsa Drillers (Los Angeles Dodgers)

South Division:

..... Corpus Christi Hooks (Houston Astros)
..... Frisco RoughRiders (Texas Rangers)
..... Midland RockHounds (Oakland Athletics)
..... San Antonio Missions (San Diego Padres)

PLAYOFF FORMAT: Division winners in each half meet in best three of five series. The respective winners meet in a best five-game series for Texas League championship.

2018 TEXAS LEAGUE ALL-STAR GAME: June 26, 2018, Security Bank Ballpark, Midland, Texas

ROSTER LIMIT: 25 active players

2018 OPPONENTS

ARKANSAS TRAVELERS

AFFILIATION: SEATTLE MARINERS (2017)

400 W. Broadway Street, North Little Rock, Ark. 72114

Phone: (501) 664-1555 Fax: (501) 664-1834

www.travs.com | @ARTravs



2018 Schedule (times CDT)

Date	Site	Time
May 5	Arkansas	5:30 p.m.
May 6	Arkansas	2:10 p.m.
May 7	Arkansas	7:10 p.m.
May 8	Arkansas	7:10 p.m.
May 14	NW Arkansas	7:05 p.m.
May 15	NW Arkansas	7:05 p.m.
May 16	NW Arkansas	11:05 a.m.
May 17	NW Arkansas	7:05 p.m.
June 9	Arkansas	6:10 p.m.
June 10	Arkansas	2:10 p.m.
June 11	Arkansas	7:10 p.m.
June 12	Arkansas	7:10 p.m.
June 17	NW Arkansas	2:05 p.m.
June 18	NW Arkansas	7:05 p.m.
June 19	NW Arkansas	7:05 p.m.
June 20	NW Arkansas	12:05 p.m.
July 23	NW Arkansas	7:05 p.m.
July 24	NW Arkansas	7:05 p.m.
July 25	NW Arkansas	7:05 p.m.
July 30	Arkansas	7:10 p.m.
July 31	Arkansas	7:10 p.m.
Aug. 1	Arkansas	7:10 p.m.
Aug. 25	Arkansas	6:10 p.m.
Aug. 26	Arkansas	2:10 p.m.
Aug. 27	Arkansas	7:10 p.m.
Sept. 1	NW Arkansas	6:05 p.m.

TEAM INFORMATION

Years in Texas League.....	1966 - Present
Texas League Championships.....	6 (1977, '79, '80, '01, '08)
Ballpark.....	Dickey-Stephens Park (2007)
Capacity.....	5,842
Dimensions.....	LF - 332', LCF - 415', CF - 400', RCF - 405', RF - 330'
2017 Attendance.....	328,347
2017 Record.....	.67-73 overall (4 th , North)

FRONT OFFICE

Operated by.....	Arkansas Travelers Baseball, Inc.
President.....	Mr. Russ Meeks
General Manager.....	Mr. Paul Allen
Media Relations Contact.....	Steven Davis

FIELD STAFF

Manager.....	Daren Brown (3 rd Season)
Hitting Coach.....	Roy Howell (2 nd Season)
Pitching Coach.....	Ethan Katz (2 nd Season)
Asst. Hitting Coach.....	Van Ostrand (1 st Season)
Trainer.....	To Be Announced
Strength & Conditioning.....	Aaron Reis (2 nd Season)

GAME INFORMATION

Radio Announcer: Steven Davis

No. of Games Broadcast: Home-70; Away-70

Flagship Station: KARN 920 AM

NATURALS HOTEL INFORMATION

Crowne Plaza

201 South Shackleford Rd.

Little Rock, Ark. 72211 | (501) 975-6810

CORPUS CHRISTI HOOKS

AFFILIATION: HOUSTON ASTROS (2005)

734 East Port Avenue, Corpus Christi, TX 78401

Phone: 361-561-4665 Fax: 361-561-4666

www.cchooks.com | @CCHooks



2018 Schedule (times CDT)

Date	Site	Time
April 5	NW Arkansas	6:25 p.m.
April 6	NW Arkansas	7:05 p.m.
April 7	NW Arkansas	6:05 p.m.
April 12	Corpus Christi	7:05 p.m.
April 13	Corpus Christi	7:05 p.m.
April 14	Corpus Christi	7:05 p.m.
July 1	NW Arkansas	4:05 p.m.
July 2	NW Arkansas	6:35 p.m.
July 3	NW Arkansas	6:35 p.m.
July 7	Corpus Christi	7:05 p.m.
July 8	Corpus Christi	6:05 p.m.
July 9	Corpus Christi	7:05 p.m.

TEAM INFORMATION

Years in Texas League.....	1958 - 1959, 2005 - Present
Texas League Championships.....	2 ('58, '06)
Ballpark.....	Whataburger Field (2005)
Capacity.....	6,362
Dimensions.....	LF - 325', LCF - 370', CF - 400', RCF - 375', RF - 315'
2017 Attendance.....	331,242
2017 Record.....	.67-71 overall (2 nd , South)

FRONT OFFICE

Operated by.....	Houston Astros Baseball Club
President.....	Mr. Ken Schrom
General Manager.....	Mr. Wes Weigle
Media Relations Contact.....	Michael Coffin

FIELD STAFF

Manager.....	Omar Lopez (1 st Season)
Hitting Coach.....	Troy Snitker (1 st Season)
Pitching Coach.....	Bill Murphy (1 st Season)
Development Coach.....	Mycal Jones (1 st Season)
Trainer.....	To Be Announced
Strength & Conditioning.....	To Be Announced

GAME INFORMATION

Radio Announcer: Michael Coffin

No. of Games Broadcast: Home-70; Away-70

Flagship Station: News Radio 1360 KKTU-AM

NATURALS HOTEL INFORMATION

Holiday Inn - Downtown Marina

707 N. Shoreline Blvd.

Corpus Christi, Texas | (361)887-1600

FRISCO ROUGHRIDERS

AFFILIATION: TEXAS RANGERS (2003)

7300 RoughRiders Trail, Frisco, TX 75034
Phone: (972) 731-9200 Fax: (972) 731-5355
www.ridersbaseball.com | @RidersBaseball



2018 Schedule (times CDT)

Date	Site	Time
May 22	NW Arkansas	7:05 p.m.
May 23	NW Arkansas	7:05 p.m.
May 24	NW Arkansas	7:05 p.m.
May 29	Frisco	7:05 p.m.
May 30	Frisco	7:05 p.m.
May 31	Frisco	7:05 p.m.
Aug. 10	NW Arkansas	7:15 p.m.
Aug. 11	NW Arkansas	6:05 p.m.
Aug. 12	NW Arkansas	2:05 p.m.
Aug. 17	Frisco	7:05 p.m.
Aug. 18	Frisco	7:05 p.m.
Aug. 19	Frisco	7:05 p.m.

TEAM INFORMATION

Years in Texas League.....	2003 - Present
Texas League Championships.....	1 (2004)
Ballpark.....	Dr. Pepper Ballpark (2003)
Capacity.....	10,216
Dimensions.....	LF - 335', LCF - 364', CF - 409', FCF - 364', RF - 335'
2017 Attendance.....	470,003
2017 Record.....	.60-80 overall (4 th , South)

FRONT OFFICE

Operated by.....	Mr. Chuck Greenberg
President.....	Mr. Scott Sonju
General Manager.....	Mr. Jason Dambach
Media Relations Contact.....	Ryan Rouillard

FIELD STAFF

Manager.....	Joe Mikulik (4 th Season)
Hitting Coach.....	Jason Hart (7 th Season)
Pitching Coach.....	Greg Hibbard (1 st Season)
Trainer.....	Jason Newborn (3 rd Season)
Strength & Conditioning.....	Wade Lamont (2 nd Season)

GAME INFORMATION

Radio Announcer: Ryan Rouillard
No. of Games Broadcast: Home-70; Away-70
Online Stream: ridersbaseball.com

NATURALS HOTEL INFORMATION

Comfort Suites - Frisco Square
9700 Dallas Parkway
Plano, Texas | (972)668-9700

MIDLAND ROCKHOUNDS

AFFILIATION: OAKLAND ATHLETICS (1999)

5514 Champions Dr., Midland, TX 79706
Phone: (432) 520-2255 Fax: (432) 520-8326
www.midlandrockhounds.org | @RockHounds



2018 Schedule (times CDT)

Date	Site	Time
May 25	NW Arkansas	7:05 p.m.
May 26	NW Arkansas	6:05 p.m.
May 27	NW Arkansas	6:35 p.m.
June 1	Midland	7:00 p.m.
June 2	Midland	7:00 p.m.
June 3	Midland	2:00 p.m.
Aug. 7	NW Arkansas	7:05 p.m.
Aug. 8	NW Arkansas	7:05 p.m.
Aug. 9	NW Arkansas	7:05 p.m.
Aug. 14	Midland	6:30 p.m.
Aug. 15	Midland	6:30 p.m.
Aug. 16	Midland	7:00 p.m.

TEAM INFORMATION

Years in Texas League.....	1972 - Present
Texas League Championships.....	7 ('75, '05, '09/'14, '15, '16, '17)
Ballpark.....	Security Bank Ballpark (2002)
Capacity.....	6,669
Dimensions.....	LF - 330', LCF - 384', CF - 410', RCF - 384', RF - 315'
2017 Attendance.....	282,146
2017 Record.....	.67-71 overall (3 rd , South) (Wild Card & Texas League Champions)

FRONT OFFICE

Operated by.....	E. Miles Prentice & Bob Richmond
General Manager.....	Mr. Monty Hoppel
Media Relations Contact.....	Frank Longobardo

FIELD STAFF

Manager.....	Scott Steinmann (1 st Season)
Hitting Coach.....	Tommy Everidge (1 st Season)
Pitching Coach.....	Steve Connelly (1 st Season)
Trainer.....	Justin Whitehouse (11 th Season)
Strength & Conditioning.....	Omar Aguilar (1 st Season)

GAME INFORMATION

Radio Announcer: Bob Hards
No. of Games Broadcast: Home-70; Away-70
Flagship Station: KCRS 550-AM

NATURALS HOTEL INFORMATION

Springhill Suites Marriott
5716 Deauville Blvd.
Midland, Texas | (432) 695-6870

SAN ANTONIO MISSIONS

AFFILIATION: SAN DIEGO PADRES (2007)

5757 Highway 90 West, San Antonio, TX 78227

Telephone: (210) 675-7275 Fax: (210) 670-0001

www.samissions.com | @SAMissions



2018 Schedule (times CDT)

Date	Site	Time
April 8	NW Arkansas	6:05 p.m.
April 9	NW Arkansas	7:05 p.m.
April 10	NW Arkansas	11:05 a.m.
April 15	San Antonio	2:05 p.m.
April 16	San Antonio	11:05 a.m.
April 17	San Antonio	7:05 p.m.
June 28	NW Arkansas	4:05 p.m.
June 29	NW Arkansas	6:35 p.m.
June 30	NW Arkansas	6:35 p.m.
July 4	San Antonio	5:05 p.m.
July 5	San Antonio	7:05 p.m.
July 6	San Antonio	7:05 p.m.

TEAM INFORMATION

Years in Texas League.....1888, 1892, 1895-99, 1907-42, 1946-64, 1968 - Present
Texas League Champs.....12 (1897, 1908, '33, '50, '61, '63, '64, '97, '02, '03, '07, '12)
Ballpark.....Nelson Wolff Municipal Stadium (1994)
Capacity.....8,000
Dimensions.....LF - 310', LCF - 370', CF - 407', RCF - 370', RF - 340'
2017 Attendance.....305,351
2017 Record.....78-62 overall (1st, South)

FRONT OFFICE

Operated by.....Elmore Group
President.....Burl Yarbrough
General Manager.....Mr. David Gasaway
Media Relations Contact.....Rich Weimert

FIELD STAFF

Manager.....Phillip Wellman (2nd Season)
Hitting Coach.....Raul Padron (1st Season)
Pitching Coach.....Jimmy Jones (8th Season)
Bench Coach.....Jonathan Meyer (2nd Season)
Trainer.....Isak Yoon (2nd Season)
Strength & Conditioning.....Drew Heithoff (1st Season)

GAME INFORMATION

Radio Announcer: Mike Saeger
No. of Games Broadcast: Home-70; Away-70
Flagship Station: KKYX 680-AM

NATURALS HOTEL INFORMATION

Holiday Inn Northwest/Sea World
10135 State Highway 151
San Antonio, Texas | (210)520-2508

SPRINGFIELD CARDINALS

AFFILIATION: ST. LOUIS CARDINALS (2005)

955 East Trafficway, Springfield, MO 65802

Telephone: (417) 863-2143 Fax: (417) 863-0388

www.springfieldcardinals.com | @SPG_Cardinals



2018 Schedule (times CDT)

Date	Site	Time
April 23	Springfield	6:30 p.m.
April 24	Springfield	6:30 p.m.
April 25	Springfield	11:10 a.m.
April 26	Springfield	7:10 p.m.
May 1	NW Arkansas	7:05 p.m.
May 2	NW Arkansas	11:05 a.m.
May 3	NW Arkansas	7:05 p.m.
May 4	NW Arkansas	7:05 p.m.
May 18	Springfield	7:10 p.m.
May 19	Springfield	6:10 p.m.
May 20	Springfield	2:10 p.m.
May 21	Springfield	11:10 a.m.
June 5	NW Arkansas	7:05 p.m.
June 6	NW Arkansas	7:05 p.m.
June 7	NW Arkansas	7:05 p.m.
June 8	NW Arkansas	7:05 p.m.
July 15	Springfield	6:10 p.m.
July 16	Springfield	6:30 p.m.
July 17	Springfield	6:30 p.m.
July 18	Springfield	6:30 p.m.
July 26	Springfield	7:10 p.m.
July 27	Springfield	7:10 p.m.
July 28	Springfield	6:10 p.m.
July 29	Springfield	6:10 p.m.
Aug. 2	NW Arkansas	7:05 p.m.
Aug. 3	NW Arkansas	7:05 p.m.
Aug. 4	NW Arkansas	6:05 p.m.
Aug. 5	NW Arkansas	2:05 p.m.
Aug. 21	NW Arkansas	7:05 p.m.
Aug. 22	NW Arkansas	7:05 p.m.
Aug. 23	NW Arkansas	7:05 p.m.
Aug. 24	NW Arkansas	7:05 p.m.

TEAM INFORMATION

Years in Texas League.....2005 - Present
Texas League Championships.....1 (2012)
Ballpark.....Hammons Field (2005)
Capacity.....6,750
Dimensions.....LF - 315', LCF - 371', CF - 400', RCF - 372', RF - 330'
2017 Attendance.....331,242
2017 Record.....77-63 overall (1st, North)

FRONT OFFICE

Operated by.....St. Louis Cardinals
Vice President/General Manager.....Mr. Dan Reiter
Media Relations Contact.....Andrew Buchbinder

FIELD STAFF

Manager.....Johnny Rodriguez (2nd Season)
Hitting Coach.....Jobel Jimenez (2nd Season)
Pitching Coach.....Darwin Marrero (3rd Season)
Trainer.....Brent Neuharth (1st Season)
Strength & Conditioning.....Frank Witkowski (1st Season)

GAME INFORMATION

Radio Announcer: Andrew Buchbinder
No. of Games Broadcast: Home-70; Away-70
Flagship Station: JOCK 98.7-FM

NATURALS HOTEL INFORMATION

The University Plaza
333 John Q. Hammons Parkway
Springfield, Mo. | (417)831-5893

TULSA DRILLERS

AFFILIATION: LOS ANGELES DODGERS (2015)

120 N. Elgin St., Tulsa, OK 74120

Phone: (918)744-5998 Fax: (918)747-3267

www.tulsadrillers.com | @TulsaDrillers



2017 Schedule (times CDT)

Date	Site	Time
April 19	NW Arkansas	7:05 p.m.
April 20	NW Arkansas	7:05 p.m.
April 21	Tulsa	7:05 p.m.
April 22	Tulsa	1:05 p.m.
April 27	Tulsa	7:05 p.m.
April 28	NW Arkansas	6:05 p.m.
April 29	NW Arkansas	2:05 p.m.
April 30	Tulsa	11:05 a.m.
May 10	NW Arkansas	7:05 p.m.
May 11	NW Arkansas	7:15 p.m.
May 12	NW Arkansas	6:05 p.m.
May 13	NW Arkansas	2:05 p.m.
June 13	Tulsa	7:05 p.m.
June 14	Tulsa	7:05 p.m.
June 15	Tulsa	7:05 p.m.
June 16	Tulsa	7:05 p.m.
June 21	Tulsa	7:05 p.m.
June 22	Tulsa	7:05 p.m.
June 23	Tulsa	7:05 p.m.
June 24	Tulsa	1:05 p.m.
July 11	NW Arkansas	7:05 p.m.
July 12	NW Arkansas	7:05 p.m.
July 13	NW Arkansas	7:05 p.m.
July 14	NW Arkansas	6:05 p.m.
July 19	NW Arkansas	7:05 p.m.
July 20	NW Arkansas	7:05 p.m.
July 21	NW Arkansas	6:05 p.m.
July 22	NW Arkansas	2:05 p.m.
Aug. 28	Tulsa	7:05 p.m.
Aug. 29	Tulsa	7:05 p.m.
Aug. 30	Tulsa	7:05 p.m.
Aug. 31	Tulsa	7:05 p.m.

TEAM INFORMATION

Years in Texas League.....	1933-42, 1946-65, 1977 - Present
Texas League Championships.....	8 (1936, '49, '60 '62, '63, 82, '88, '98)
Ballpark.....	ONEOK Field (2010)
Capacity.....	7,833
Dimensions.....	LF - 330', LCF - 381', CF - 400', RCF - 371', RF - 307'
2017 Attendance.....	374,976
2017 Record.....	77-63 overall (1 st , North) (2 nd Half Champions)

FRONT OFFICE

Operated by.....	Mr. Dale and Jeff Hubbard
President/General Manager.....	Mr. Mike Malega
Media Relations Contact.....	Brian Carroll

FIELD STAFF

Manager.....	Scott Hennessey (1 st Season)
Hitting Coach.....	Terrmel Sledge (3 rd Season)
Pitching Coach.....	Dave Borkowski (1 st Season)
Bench Coach.....	Leo Garcia (4 th Season)
Development Coach.....	Peter Summerville (1 st Season)
Trainer.....	Kalie Swain (1 st Season)
Strength & Conditioning.....	Shaun Alexander (1 st Season)

GAME INFORMATION

Radio Announcer: Dennis Higgins
No. of Games Broadcast: Home-70; Away-70
Flagship Station: KTBZ 1430-AM

NATURALS HOTEL INFORMATION

The Marriott Southern Hills
1902 E. 71st Street
Tulsa, Okla. | (918) 493-7000

ALL-TIME LEAGUE LEADERS

NATURALS LEAGUE BATTING LEADERS

Games (2)	Doubles (2)	Slugging Percentage (2)
140 Corey Smith 2009	41 Clint Robinson 2010	.625 Clint Robinson 2010
134+ Johnny Giavotella 2010	39 Alex Liddi 2015	.624 Kila Ka'ahue 2008
At Bats (1)	Home Runs (3)	Stolen Bases (3)
550 Corey Smith 2009	31 Matt Fields 2013	55 Derrick Robinson 2011
Batting Average (1)	29 Clint Robinson 2010	44 Terrance Gore 2016
.335 Clint Robinson 2010	26 Kila Ka'ahue 2008	50 Derrick Robinson 2010
Total Bases (1)	Extra Base Hits (1)	Sacrifice Hits (5)
298 Clint Robinson 2010	75 Clint Robinson 2010	21 Christian Colon 2011
Runs (1)	58 Alex Liddi 2015	19 Terrance Gore 2016
92 Johnny Giavotella 2010	Runs Batted In (1)	12 Raul Mondesi 2015
Hits (1)	98 Clint Robinson 2010	9+ Rey Navarro 2012
168 Johnny Giavotella 2010	On-Base Percentage (1)	7 Jack Lopez 2017
	.463 Kila Ka'ahue 2008	Intentional Walks (2)
		9 Mike Moustakas 2010
		7 Kila Ka'ahue 2008

NATURALS LEAGUE PITCHING/FIELDING LEADERS

Wins (2)	Games Finished (1)	Home Runs Allowed (1)
14 Everett Teaford 2010	31 Zack Jackson 2013	26 Sugar Ray Marimon 2013
13 Will Smith 2011	Complete Games (3)	Walks Per Nine (Starter) (1)
Losses (2)	2 Blake Wood 2008	1.62 Rowdy Hardy 2008
14 Noel Arguelles 2012	2 Sugar Ray Marimon 2013	Strikeouts Per Nine (Reliever) (2)
14 Sugar Ray Marimon 2013	2 Andy Ferguson 2014	1059 Brandon Lafferty 2012
Innings Pitched (1)	Shutouts (2)	10.31 Angel Baez 2014
161.1 Will Smith 2011	2 Blake Wood 2008	Hit Batsman (2)
Games Started (1)	1 Andy Ferguson 2014	20 Rowdy Hardy 2008
29+ Corey Ray 2017	Losses (3)	15 Jason Adam 2013
Saves (1)	14 Noel Arguelles 2012	8 Miguel Almonte 2015
19 Andrew Triggs 2014	Sugar Ray Marimon 2013	Outfield Assists (1)
	Corey Ray 2017	18 Jose Duarte 2008

+Tied for League Lead

INFORMATION



KANSAS CITY ROYALS AFFILIATES



Manager: Brian Poldberg, 5th Season

Omaha Storm Chasers

AAA (Pacific Coast League, American Conference Northern Division)

President/General Manager: Martie J. Cordaro

Media Relations Contact: Andrew Green

Werner Park (9,023)

12356 Ballpark Way • Papillion, Neb. 68046

(402) 734-2550 • (402) 734-7166 - FAX

Website: www.omahastormchasers.com

2017 Results: 3rd, 69-72



Manager: Darryl Kennedy, 1st Season

Wilmington Blue Rocks

Advanced-A (Carolina League, Northern Division)

Honorary President: Matt Minker

President: Tom Palmer

General Manager: Chris Kemple

Dir. of Broadcast & Media Relations: Matt Janus

Frawley Stadium (6,532)

801 Shipyard Dr • Wilmington, Del. 19801

(302) 888-2015 • (302) 888-2032 - FAX

Website: www.bluerocks.com

2017 Results: 4th 67-72 • 1st Half: 3rd 39-31, 2nd Half: 4th 28-41



Manager: Scott Thorman, 2nd Season

Lexington Legends

A (South Atlantic League, South Division)

President & Chief Operating Officer: Andy Shea

Executive Vice President: Gary Durbin

Media Relations Contact: Ty Cobb

Whitaker Bank Ballpark (6,994)

207 Legends Lane • Lexington, K.Y. 40505

(859) 252-4487 • (859) 252-0747 - FAX

Website: www.lexingtonlegends.com

2017 Results: 7th 62-75 • 1st Half: 4th 34-35, 2nd Half: 6th 28-40



Manager: Omar Ramirez, 1st Season

Idaho Falls Chukars

Rookie Advanced (Pioneer League, South Division)

President/General Manager: Kevin Greene

Assistant General Manager: Andrew Daugherty

Media Relations Contact: Logan Ratick

Melaleuca Field (3,400)

900 Jim Garchow Way • Idaho Falls, Idaho, 83402

(208) 522-8363 • (208) 522-9858 - FAX

Website: www.ifchukars.com

2017 Results: 4th 33-43 • 1st Half: 4th 17-21, 2nd Half: 4th 16-22



Manager: Brooks Conrad, 1st Season

Burlington Royals

Rookie (Appalachian League, East Division)

President: Miles Wolff

General Manager: Ryan Keur

Media Relations Contact: Lauren Wagaman

Burlington Athletic Stadium (3,000)

1450 Graham St. • Burlington, N.C. 27217

(336) 222-0223 • (336) 222-2498 - FAX

Website: www.burlingtonroyals.com

2017 Results: 29-39, 4th in East Division



Manager: Tony Pena, Jr., 1st Season

Surprise Royals

Rookie (Arizona League West Division)

Surprise Stadium (10,500)

15850 North Bullard Avenue • Surprise, Ariz. 85374

(623) 222-2222

2017 Results: 1st 31-24 • 1st Half: 2nd 14-14, 2nd Half: 1st 17-10
2nd Half West Division Champions



Manager: Victor Baez, 1st Season

Dominican Summer Royals

Rookie (DSL Boca Chica Northwest Division)

Surprise Stadium (10,500)

15850 North Bullard Avenue • Surprise, Ariz. 85374

(623) 222-2222

2017 Results: 6th, 30-40

TRANSACTION TERMINOLOGY

Active List: The roster of players eligible to participate in a game.

- AAA: 25 players from opening day through the end of the championship season
- **AA: 25 players from opening day through the end of the championship season**
- A: 25 players from opening day through the end of the championship season
- Short Season: 30 players, only 25 of whom may be in uniform and eligible to play in a given game, from opening day through the end of the championship season.
- Rookie: 35 players, only 30 of whom may be in uniform and eligible to play in a given game, from opening day through the end of the championship season.

Reserve List: The roster of players eligible for placement on the Active List

- AAA: 38 players • Class AA: 37 players • Class A: 35 players (all levels)

Championship Season: The regular season of games, not including any post-season playoffs.

Contract Voided: A player's contract is terminated under provisions described in the contract. A player whose contract is voided becomes a free agent and may sign with any Club.

Designated for assignment (DFA): A player (on a major league contract) is immediately removed from the 40-man roster. This allows the team time to decide what to do with the player while freeing up a roster spot for another transaction, if needed. Once a player is designated for assignment, the team has ten days to do one of the following things: the player can be traded, the player can be released, or the player can be put on waivers and, provided he clears, be sent outright to the minors.

Disabled List (DL): An injured player may be placed on this list during the championship season only and must remain on the DL for a minimum period of seven days before the player can be reinstated to the Active List. A player on the Disabled List does not count against a Club's Active List limits, but does count against a Club's Reserve List limits.

Disqualified List: A player who violates a player contract or reservation may be placed on this list. There is no minimum number of days the player must remain on the Disqualified List before the player can be reinstated to the Active List. A player on the Disqualified List does not count against a Club's Active List limits or its Reserve List limits.

Emergency Disabled List: An injured Minor League Player may be placed on this list during the championship season only. A player on the Emergency Disabled List must remain on the list for a minimum period of 60 days or until the end of the championship season (whichever is earlier) before the player can be reinstated to the Active List. A player on the Emergency Disabled List does not count against a Club's Active List limits or its Reserve List limits.

Free Agent: A Minor League player is a free agent, able to sign with any club, when the term of the player's Minor League contract has expired. If the player has not re-signed with the same club, the player becomes a Minor League free agent on October 15 at 5:00 p.m. (ET).

Ineligible List: A player found to have committed misconduct may be placed on this list. There is no minimum number of days the player must remain on the Ineligible List before the player can be reinstated to the Active List. A player on the Ineligible List does not count against a Club's Active List limits or its Reserve List limits.

Loan: A Minor League player's contract may be loaned from one organization to another, so long as the new club is also under the jurisdiction of the Commissioner of Baseball. The assignor club retains contractual rights to the player. The player must be returned to the assignor club at the end of the championship season. Loans of players are most commonly made to Mexican League Clubs.

Outright Assignment: A player who is traded from one Major League organization to another is assigned outright. The assignor club transfers all contractual rights regarding the player to the assignee club.

"Outrighted to the minors": A player who is outrighted to a minor league club is removed from the 40-man roster but is still paid according to the terms of his guaranteed contract. A player can only be outrighted once in his career without his consent.

Rehabilitation Assignment: A Minor League Player on either the Disabled List or Emergency Disabled List may be sent to a Short-Season A or Rookie classification Minor League Club to play on a rehabilitation assignment, while the player remains on the Disabled List or Emergency Disabled List of the player's original club. A rehabilitation assignment may not exceed 20 days for non-pitchers or 30 days for pitchers. A player on a Minor League rehabilitation assignment does not count against the Active List or Reserve List limits of the Club for which the player is playing on the rehabilitation assignment.

Release: A player's contract is terminated and the player becomes a free agent.

Restricted List: A player who fails to report or fails to sign a contract with the club to which the player is reserved may be placed on the Restricted List. There is no minimum number of days the player must remain on the Restricted List before the player can be reinstated to the Active List. A player on the Restricted List does not count against a club's active List limits or its Reserve List limits.

Return: The act of moving a loaned player's contract back to the Minor League Club that loaned the player. All players who have been loaned must be returned no later than September 30.

Rule 5 draft (major league): If a player not on a 40-man roster has spent four years with a minor-league contract originally signed when 19 or older or five years when signed before the age of 19, he is eligible to be chosen by any team in the Rule 5 Draft during the offseason for a price of \$50,000. No team is required to choose a player in the draft, but many do. If chosen, the player must be kept on the selecting team's 25-man major league roster for the entire season after the draft—he may not be optioned or designated to the minors. The selecting team may, at any time, waive the Rule 5 draftee, such as when they no longer wish to keep him on their major league roster. If a Rule 5 draftee clears waivers, he must be offered back to the original team for \$25,000, effectively canceling the Rule 5 Draft choice. Once a Rule 5 draftee spends an entire season on his new team's 25-man roster, his status reverts to normal and he may be optioned or designated for assignment. To prevent the abuse of the Rule 5 draft, the rule also states that the draftee must be active for at least 90 days. Any player chosen in the rule 5 draft may be traded to any team while under the rule 5 restrictions, but the restrictions transfer to the new team—if the new team does not want to keep the player on their 25-man roster for the season, he must be offered back to the team he was on when he was chosen in the draft.

Rule 5 draft (minor league): There are Triple-A and Double-A segments of the Rule 5 draft, with price tags of \$12,000 and \$4,000 respectively. Minor league players not protected on the reserve lists at the Double-A and Class A levels are subject to selection. Minor league Rule 5 picks do not have to stay on a specific roster the following season, and do not ever have to be offered back their original teams.

Suspended List: A player may be placed on the Suspended List for misconduct or rule or contract violations. There is no minimum amount of days the player must be on the Suspended List before the player can be reinstated to the Active List. A player on the Suspended List does not count against a Club's Active List limits, but the player does count against its Reserve List limits.

Temporarily Inactive List: A player with an excused absence to perform personal obligations is placed on this list. The player must be on the Temporarily Inactive List for a minimum of three days before the player can be reinstated to the Active List. A player on the Temporarily Inactive List does not count against a Club's Active List limits, but does count against its Reserve List limits.

Transfer: Minor League Player is moved from one Minor League Club to another within the same Major League organization.

Voluntary Retired: A player who wishes to retire is placed on this list. The player may not be reinstated until the player has missed 60 playing days of the championship season.

Veterans' consent: If a player has 5 years of major-league service, he may not be assigned to a minor-league team without his consent, regardless of whether he has already been outrighted once, even if he clears waivers. If the player withholds consent, the team must either release him or keep him on the major league roster. In either case, the player must continue to be paid under the terms of his contract. If he is released and signs with a new team, his previous team must pay the difference in salary between the two contracts if the previous contract called for a greater salary.

Waivers: If a player placed on major league waivers is not claimed by another team within two business days after waivers have been requested, then the player has "cleared waivers" and the team has secured waivers for the remainder of the waiver period. The team can do one of three things:

- 1) Send him to the minors; or
- 2) Trade the player to another team; even if the trading deadline has passed; or
- 3) Do nothing at all

NOTE: Any trade involving 40-man roster players (July 31 through the end of the regular season) may only involve players who have declared major league waivers. If a player does not clear waivers (claimed by another team or teams), the club requesting waivers may withdraw the waiver request. If the club does not withdraw the waiver request, the player's contract is assigned as follows:

If only one claim is entered, the player's contract is assigned to that club

If more than one club in the same league makes claim, the club currently lower in the standings is awarded the player

If clubs in both leagues claim the player, preference shall always go to the club in the same league as the club requesting the waiver.

Abrasion: Any injury which rubs off the surface of the skin.

AC Joint : Acromioclavicular joint; joint of the shoulder where acromion process of the scapula and the distal end of the clavicle meet; most shoulder separations occur at this point.

Anterior: In front of; the front surface of.

Anterior Cruciate Ligament (ACL): A primary stabilizing ligament within the center of the knee joint that prevents hyper extension and excessive rotation of the joint. A complete tear of the ACL necessitating reconstruction could require up to 12 months of rehabilitation.

Arthroscopy: A surgical examination of the internal structures of a joint by means of viewing through an arthroscope. An arthroscopic procedure can be used to remove or repair damaged tissue or as a diagnostic procedure in order to inspect the extent of any damage or confirm a diagnosis.

Bruise: A discoloration of the skin due to an extravasation of blood into the underlying tissues.

Cartilage: Smooth, slippery substance preventing two ends of bones from rubbing together and grating.

Charley Horse: A contusion or bruise to any muscle resulting in intramuscular bleeding. No other injury should be called a Charley Horse.

Collateral Ligament: On either side of, and acting as a radius of movement of, a hinge joint, as of the elbow, knee and wrist.

Concussion: Jarring injury of the brain resulting in dysfunction. It can be graded as mild, moderate or severe depending on loss of consciousness, amnesia and loss of equilibrium.

Contusion: An injury to a muscle and tissues caused by a blow from a blunt object.

Deltoid Muscle: Muscles at top of the arm, just below the shoulder, responsible for shoulder motions to the front, side and back.

Dislocation: Complete displacement of joint surfaces.

Fracture: Breach in continuity of a bone. Types of fractures include simple, compound, comminuted, greenstick, incomplete, impacted, longitudinal, oblique, stress or transverse.

Grade One Injury: A mild injury in which ligament, tendon, or other musculoskeletal tissue may have been stretched or contused, but not torn or otherwise disrupted.

Grade Two Injury: A moderate injury when musculoskeletal tissue had been partially, but not totally torn which causes appreciable limitation in function of the injured tissue.

Grade Three Injury: A severe injury in which tissue has been significantly, and in some cases totally, torn or otherwise disrupted causing a virtual total loss of function.

Hamstring: Category of muscle that runs from the buttocks to the knee along the back of the thigh. It functions to flex the knee, and is oft times injured as a result of improper conditioning or lack of muscle flexibility.

Lateral Collateral Ligament (LCL): Ligament of the knee along the lateral aspect that connects the femur to the fibula. It provides lateral stability to the joint.

Ligament: Band of fibrous tissue that connects bone to bone or bone to cartilage and supports and strengthens joints.

Magnetic Resonance Imaging (MRI): Imaging procedure in which a radio frequency pulse causes certain electrical elements of the injured tissue to react to this pulse and through this process a computer display and permanent film establish a visual image. MRI does not require radiation and is very useful in the diagnosis of soft tissue, disc and meniscus injuries.

Medial: To the inside of the body.

Medial Collateral Ligament (MCL): Ligament of knee along the medial aspect that connects the femur to the joint.

Posterior: At the back part, or rear of the body.

Posterior Cruciate Ligament (PCL): A primary stabilizing ligament of the knee that provides significant stability and prevents displacement of the tibia backward within the knee joint. A complete tear of this ligament necessitating reconstruction could require up to 12 months of rehabilitation.

Proximal: Near the source, nearest any point being described. The elbow is proximal to the hand.

Quadriceps “Quads”: A group of four muscles of the front thigh that run from the hip and form a common tendon at the patella; they are responsible for knee extension.

Radiography: Taking of x-rays.

Reconstruction: Surgical rebuilding of a joint using natural, artificial or transplanted materials.

Rotator Cuff: Comprised of four muscles in the shoulder area that can be irritated by overuse. The muscles are the supraspinatus (most commonly injured), infraspinatus, teres minor and subscapularis.

Rotator Cuff Impingement Syndrome: A microtrauma or overuse injury caused by stress. The four stages are: 1) tendentious with temporary thickening of the bursa and rotator cuff, 2) fiber dissociation in the tendon with permanent thickening of the bursa and scar formation, 3) a partial rotator cuff tear of less than 1 cm, and 4) a complete tear of 1 cm or more.

Sprain: Injury resulting from the stretch or twist of the joint and causes various degrees of stretch or tear of a ligament or other soft tissue at the joint.

Strain: Injury resulting from a pull or torsion to the muscle or tendon that causes various degrees of stretch or tear to the muscle or tendon tissue.

Stress Fracture: A hair-line type of break in a bone caused by overuse.

Tendinitis: Inflammation of the tendon and/or tendon sheath, caused by chronic overuse or sudden injury.

Tendon: Tissue that connects muscle to bone.

Ulnar Collateral Ligament: A band or sheet of fibrous tissue connecting two or more bones, cartilages or other structures, or serving as support for fasciae or muscles; located on the inside of the elbow. (Ligament that was replaced or repaired for the “Tommy John” surgery.)

Ultrasound: An electrical modality that transmits a sound wave through an applicator into the skin to the soft tissue in order to heat the local area for relaxing the injured tissue and/or disperse edema.

Wind Knocked Out: Syndrome describing a contraction of the abdominal nerve trunk, the solar plexus, as a result of an abdominal contusion.

TERMS OF INTEREST

Consecutive-Game Hitting Streaks: A consecutive-game hitting streak shall not be terminated if all the player's plate appearances (one or more) result in base on balls, hit batsman, defensive interference or sacrifice bunt. The streak shall terminate if the player has a sacrifice fly and no hit.

Consecutive-Game Playing Streak: A consecutive-game streak shall be extended if the player plays one-half inning on defense, or if he completes a time at bat by reaching base or being put out. A pinch-running appearance only, shall not extend the streak. If an umpire ejects a player from a game before he can comply with the requirements of this rule, his streak shall continue.

Determining Batting Average: Divide the number of hits by the number of official at-bats.

Determining Earned Run Average: Multiply the number of earned runs by nine; take the number and divide it by the number of innings pitched.

Determining Fielding Average: Divide the total putouts and assists by the total of putouts, assists and errors.

Determining the Magic Number: Determine the number of games yet to be played, add one, and then subtract the number of games ahead in the loss column of the standings from the closest opponent.

Determining On-Base Percentage: Add the total number of hits, walks and hit by pitches and divide by the total number of at-bats, walks, hit by pitches and sacrifice flies.

Determining Percentage of Games Won and Lost: Divide the number of games won by the total games won and lost.

Determining Slugging Percentage: Divide the total bases of all safe hits by the total times at bat (at-bats do not include walks, sacrifices, hit by pitcher, or times awarded first base because of interference or obstruction)

Earned Run Rule: The determination of an earned run is as follows: An earned run is a run for which the pitcher is held accountable. In determining earned runs, the inning should be reconstructed without the errors and passed balls; and the benefit of doubt should always be given to the pitcher in determining which bases would have been reached with errorless play. Until 1969, the reliever could not be charged with an earned run if he entered the game after the side could have been retired but for an error, no matter how many runs he subsequently gave up in that inning. Now, runs scored by batters who reach base off the reliever are charged as earned on that pitcher's record. They are not, however, shared as earned against the team as a whole. Therefore, a discrepancy may occur between the total earned runs charged against a team and the sum total of the earned runs charged against in the individual pitchers of that team.

Save Rule: A pitcher shall be credited with a save when he meets all three of the following condition:

1. He is the finishing pitcher in a game won by his club, and
2. He is not the winning pitcher, and
3. He qualifies under one of the following conditions:
 - a. He enters the game with a lead of no more than three runs and pitch for at least one inning,
 - b. He enters the game regardless of the count, with the potential tying run either on base, at-bat, or on deck
(that is, the potential tying run is either already on base or is one of the two first batsmen he faces), or
 - c. He pitches effectively for at least three innings.

Winning Pitcher: The starting pitcher will be credited with the win only if the pitcher has pitched at least five complete innings and his team not only is in the lead when he is replaced, but remains in the lead for the remainder of the game. EXCEPTION: The "must-pitch-five-complete" rule in respect to the starting pitcher shall be in effect for all games of six or more innings. In a five-inning game, credit the starting pitcher with a game won only if he has pitched at least four complete innings and his team not only is in the lead when he is replaced, but remains in the lead the remainder of the game. When the starting pitcher does not meet the preceding criteria and more than one relief pitcher is used, the victory shall be awarded on the following basis:

1. When, during the tenure of the starting pitcher, the winning team assumes the lead and maintains it to the finish of the game, credit the victory to the relief pitcher judged by the official scorer to have been the most effective.
2. Whenever the score is tied, the game becomes a new contest insofar as the winning and losing pitcher is concerned.

3. Once the opposing team assumes the lead, all pitchers who have pitched up to that point are excluded from being credited with the victory except the current pitcher.

4. The winning relief pitcher shall be the one who is the pitcher of record when his team assumes the lead and maintains it to the finish of the game.

EXCEPTION: Do not credit a victory to a relief pitcher who is ineffective in a brief appearance, when a succeeding relief pitcher pitches effectively in helping his team maintain the lead. In such cases, credit the succeeding relief pitcher with the victory.

== ARVEST BALLPARK GROUND RULES ==

1. Ball is in play behind home plate except when it goes into the dugout.
2. A batted ball that clears the top of the padded fence is a home run.
3. A batted ball that hits the railing above the padded fence and returns to the park is a home run.
4. A ball that enters an opening in the tarp, goes between the tarp and the wall or sticks under the tarp is dead.
5. All eventualities and situations not expressly provided for above Ground Rules will be controlled by the Official Baseball Rules. No ground rules shall be in conflict with the Official Rules.



