

RICHMOND FLYING SQUIRRELS 2016 MEDIA GUIDE



Proud Double-A Affiliate of the 2010, 2012 & 2014
World Champion San Francisco Giants



The cover of the Richmond Flying Squirrels 2016 Media & Information Guide was designed by Edwin Rodriguez & Jay Burnham.

The Richmond Flying Squirrels 2016 Media & Information Guide is a publication of the Richmond Flying Squirrels Media Relations Department.

This publication was researched and written by the Flying Squirrels Director of Broadcasting Jay Burnham, Broadcast Assistant Gregg Caserta and Marketing Manager Edwin Rodriguez. Layout, design and editing by Jay Burnham, Kellye Ruckman and Edwin Rodriguez.

Photography credits for the 2016 Richmond Flying Squirrels Media & Information Guide: Real Life Studios, San Francisco Giants team photography, Tony Medina, Dave Bouvier, Tommy LaPorte, Edwin Rodriguez, and The Richmond Times-Dispatch.

Statistical information provided by Major League Baseball Advanced Media (MLBAM), 75 Ninth Avenue, 5th Floor, New York, NY 10011.

Special thanks to Missy Mikulecky, Baseball America Jason Dambach and Jon Laaser

Further information on the 2016 Richmond Flying Squirrels is available through the Flying Squirrels' Media Relations Department by calling (804) 359-3866 x308 or by visiting SquirrelsBaseball.com.

2016 Richmond Flying Squirrels



2016 FLYING SQUIRRELS

Media & Information Guide

TABLE OF CONTENTS

FLYING SQUIRRELS ORGANIZATION	2-7
Flying Squirrels' Directory.....	2
Executive Biographies.....	3-5
Flying Squirrels' Broadcasters.....	6
Mascot Biographies.....	7
2016 FLYING SQUIRRELS	9-55
Field Staff Biographies.....	9-10
Player Profiles.....	11-55
2015: IN REVIEW	57-69
2015 Season Review.....	57-58
2015 Eastern League Standings.....	59
2015 Eastern League Awards.....	60
2015 Eastern League Team Statistics/Leaders.....	61-62
2015 Flying Squirrels' Team Statistics/Leaders.....	63-64
2015 Flying Squirrels' Day-By-Day Results.....	65-66
2015 Flying Squirrels' Assorted Statistics.....	67-68
2015 Flying Squirrels' Transactions.....	69
HISTORY & RECORDS	71-99
Flying Squirrels Logo Guide.....	-71
Flying Squirrels' Team Records.....	72-75
Flying Squirrels' Franchise Firsts/Career Leaders.....	76-81
Flying Squirrels' All-Time Roster.....	82
Boulevard to the Bay.....	83
Flying Squirrels' Postseason History.....	84-85
EASTERN LEAGUE	87-99
Eastern League Directory.....	87
Eastern League Mileage Chart/Umpires.....	88
Flying Squirrels' 2016 Opponents.....	89-99
SAN FRANCISCO GIANTS	101-118
Giants' Directory.....	101
Giants' Media Relations/40-Man Roster.....	102
Giants' 1st Round Draft Picks of the Decade.....	103
Giants' 2015 Draft Results.....	104
Giants' 2015 Organizational Review.....	105-106
Giants' Affiliates.....	107-116
GENERAL INFORMATION	118-123
The Diamond - Stadium Facts/Attendance.....	118-119
2016 Ticket Information/Pre-Game Schedule.....	120
Medical Glossary.....	121
Media Policies/Local Media Directory.....	122
Notes.....	123

ORGANIZATION

Organization

2016 Flying Squirrels

2015: In Review

History & Records

Eastern League

SF Giants

General Info



FLYING SQUIRRELS

Richmond Flying Squirrels Baseball Club

3001 N. Boulevard - Richmond, VA 23230

Phone: (804) 359-3866 Fax: (804) 359-1373

Website: www.squirrelsbaseball.com

General Email: info@squirrelsbaseball.com



OWNERSHIP

President & Managing General Partner.....	Lou DiBella
General Partner.....	Larry Botel
General Partner.....	Gary Green
General Partner.....	Harvey Ross
Member of the Chairman's Council.....	Brian Callaghan
Member of the Chairman's Council.....	DJ Baseball

EXECUTIVE

Chief Executive.....	Chuck Domino
Vice President/Chief Operating Officer/General Manager.....	Todd "Parney" Parnell

COMMUNICATIONS

Director of Marketing, Media and Broadcasting.....	Jay Burnham
Social Media and Marketing Manager.....	Edwin Rodriguez
Radio Broadcaster.....	Gregg Caserta

CORPORATE SALES

Director of Business Development.....	Marty Steele
Director of Corporate Sales.....	Mike Murphy
Director of Suite Sales and Client Relations.....	Jerrine Lee
Corporate Sales Executive.....	Erin McDonald

TICKETS

Assistant General Manager of Sales.....	Brendon Porter
Director of Ticket Sales.....	Patrick Flower
Director of Suite Sales & Client Relations.....	Jerrine Lee
Director of Group Sales.....	Camp Peery
Group Sales Executive.....	Deidre Geroni
Group Sales Executive.....	Chris Walker
Group Sales Executive.....	Garrett Erwin
Group Sales Executive.....	Rebecca Lynch

FINANCE

Controller.....	Faith Casey
Assistant Controller.....	Debbie Srock

FOOD & BEVERAGE/MERCHANDISE

Assistant General Manager of Operations.....	Ben Rothrock
Director of Food & Beverage.....	Michael Caddell

IN-GAME ENTERTAINMENT/COMMUNITY RELATIONS

Director of In-Game Entertainment/Promotions.....	Kellye Ruckman
Director of Community Relations.....	Megan Angstadt

STADIUM OPERATIONS

Director of Stadium Operations.....	Steve Pump
-------------------------------------	------------

FIELD OPERATIONS

Director of Field Operations.....	Steve Ruckman
Assistant Groundskeeper.....	Kody Tingle



Richmond Flying Squirrels



DIBELLA

Lou DiBella President & Managing General Partner

Lou DiBella currently serves as President & Managing General Partner of the Richmond Flying Squirrels, overseeing all aspects of the Flying Squirrels operations in Richmond over the past six years. That has included the creation of the Flying Squirrels' current ownership group, and formalizing the franchise's move to Richmond from Norwich, CT. Prior to the relocation of the franchise, DiBella served as President & Managing Partner of the Connecticut Defenders and the Norwich Navigators that preceded them. In that role, which he held from 2005-09, he fostered the relationship that continues presently between the Flying Squirrels and the San Francisco Giants.

Although he led baseball's return to Richmond, DiBella's name continues to be synonymous with world championship boxing. He enjoyed an outstanding 11-year run at HBO Sports, where he was the backbone of the division that vaulted HBO Boxing to signature programming status. HBO Pay Per View flourished under his leadership, televising many of the biggest prizefights in the history of the sport. DiBella recruited and signed a bevy of boxing stars for HBO, including such champions as Oscar De La Hoya, Roy Jones Jr., and Lennox Lewis. He also revolutionized the sport as creator of the critically acclaimed "Boxing After Dark" television series, providing underexposed fighters the opportunity to advance their careers on a national stage.

In May of 2000, he launched DiBella Entertainment (DBE), a full-service sports and entertainment company. DBE continues to be one of the most successful companies in boxing. DiBella has been lauded in the boxing community for fighting the contractual exploitation of boxers by promoters. DBE adheres to the following mission: to create a business model that shifts the balance of power from promoters to boxers; and establish a legacy of matchmaking excellence, both in an effort to improve the health of the boxing industry. Past and present boxers represented by DiBella

Entertainment include current WBC Middleweight champion Sergio Gabriel Martinez, former middleweight world champions Jermain Taylor and Bernard Hopkins, former junior welterweight titleist Paulie Malignaggi, and WBC Welterweight champion Andre Berto.

In January 2005, DBE launched DBE Productions. Through that outlet in 2007, DBE Productions produced the documentary, "Magic Man," which depicted the life of Paulie Malignaggi and his rise in the world of boxing. In 2006, DiBella made his acting debut, depicting himself as a boxing promoter in *Rocky Balboa*. In 2008, he added the credit of Executive Producer to his list of accomplishments with the 2009 film *Love Ranch*, starring Academy Award winners Helen Mirren and Joe Pesci. In 2010, he was credited as Associate Producer of the critically acclaimed film *The Fighter*, starring Mark Wahlberg and Christian Bale. The film centers around the early life of "Irish" Micky Ward, who cemented his legacy with three legendary fights against Arturo Gatti, while a fighter with DBE.

DiBella was born and raised in Brooklyn, New York, and attended Manhattan's prestigious Regis High School. He was a summa cum laude graduate of Tufts University, where he was elected to Phi Beta Kappa. A 1985 graduate of Harvard Law School, DiBella spent four years as an attorney with the prestigious law firm Sullivan & Cromwell. A tireless advocate of boxing reform, DiBella has been a leader in the movement for federal regulation, uniform health and safety standards and a national boxing commission. He has lectured extensively on these subjects and has testified before Congress and numerous state and local bodies. In 1999, DiBella received the Thurman Munson Corporate Hero Award from the Association for the Help of Retarded Children for both his achievements at HBO and his charitable activities. Numerous civic organizations and retired boxer's associations have honored him, including Ring 8, Ring 34 and Latinos in Sports. DiBella resides in Huntington Bay, New York.





DOMINO

Chuck Domino Chief Executive

A 34-year veteran of the baseball business, Chuck Domino is currently the Chief Executive Manager of the Richmond Flying Squirrels. He also has consulting agreements with other Minor League franchises. Domino's efforts have been greatly recognized with his 2010 induction into the Reading Baseball Hall of Fame. Following the 2010 season, Domino was also honored as the Eastern League's Executive of the Year, an award he had previously won four times while with the R-Phils. During their inaugural season in 2010, Domino led the Flying Squirrels to the overall and average attendance crowns in the Eastern League. The Squirrels regained their average attendance crown in 2013. The IronPigs claimed three consecutive overall minor league attendance titles under Domino's guidance (2010-2012).

2015: Led the Squirrels to the Eastern League overall and average attendance titles for second consecutive season. **2014:** Led the Squirrels to the Eastern League overall and average attendance titles. **2013:** Led the Squirrels to their second Eastern League average attendance title. **2012:** Led Lehigh Valley to their third consecutive overall minor league baseball attendance title ... Guided Richmond to their second overall Eastern League attendance crown in three years. **2010:** Was named Eastern League Executive of the Year ... Led Richmond to overall and average attendance crown in EL ... Was inducted into the Reading (PA) Baseball Hall of Fame. **2008:** Was inducted into the Berks County Business Hall of Fame by Junior Achievement in March ... R-Phils led the Eastern League in overall and average attendance (436,789/6,423). Oversaw the inaugural season for the IronPigs ... Lehigh Valley finished 5th in the International League in overall and average attendance (602,033/8,479). **2007:** R-Phils led the Eastern League in overall and average attendance (466,385/6,663) ... FirstEnergy Stadium became the first ballpark that has never been home to a Triple-A franchise to welcome it's 10 millionth fan all-time ... The R-Phils became the first E.L. team to draw better than 450,000 fans in eight consecutive seasons ... Presented "Champion of Youth Award" by the Olivet Boys and Girls Club ... R-Phils were nominated for the Larry MacPhail Award given to the top promoter in the Minors. **2006:** Named Eastern League Executive of the Year for the 4th time ... Led E.L. in overall and average attendance (460,216/6,667) ... The R-Phils became the first E.L. team to draw better than 450,000 fans in seven consecutive seasons ... Honored with the Extra Innings Award, presented at the Minor League Baseball Promotional Seminar to the team that demonstrates excellence in community service, for the opening of Gordon Hoodak Stadium at Lauer's Park... Franchise nominated for the Larry MacPhail Award given to the top promoter in the Minors ... Named President of both the Reading Phillies (AA) and the Lehigh Valley IronPigs (AAA). **2005:** Led the Eastern League in attendance at 468,105 fans ... The city of Reading became the first E.L. city to surpass the 9-million mark in total attendance (5.9 million fans have come under Domino's watch) ... Broke ground on Gordon Hoodak Stadium at Lauer's Park. An \$850,000 downtown youth stadium built by Baseballtown Charities on the grounds of Lauer's Park Elementary School. The school is named for the former stadium which housed several professional teams from 1907-1941. The likes of Babe Ruth, "Shoeless" Joe Jackson and others have played on site. **2004:** Led the R-Phils to an Eastern League best and franchise record 7,138 fans per game ... Inducted into the Berks County Chapter of the Pennsylvania Sports Hall of Fame ... Recipient of Boy Scouts "Spirit of Scouting" Award. **2003:** Named Minor League Baseball Executive of the Year by *Baseball America* ... Guided the Reading Phillies franchise to the John H. Johnson President's Trophy. The President's Trophy is the highest honor presented by Minor League Baseball to one organization each year. The winner of the trophy is selected based on franchise stability, contributions to league stability, contributions to baseball in the community and promotion of the baseball industry ... Named Community Leader of the Year by the Arthritis Foundation. **2002:** Guided Reading to a franchise record attendance of 486,570 fans. **2001:** Named "Small Business of the Year" by the Berks County Chamber of Commerce. **2000:** Led Reading Phillies to their second Bob Freitas Award, presented by Baseball America given annually to the best operation at each of Minor League Baseball's four classifications ... Made Reading the first two time recipient of the award, having also won in 1991 ... Also named by Baseball America as the Bob Freitas Award recipients for the decade of the '90's ... Named "Executive of the Year" by the Middle Atlantic Major League Baseball Scouts Association. **1999:** Earned club's second Larry MacPhail Promotional Trophy presented annually to the top promoter in Minor League Baseball. **1998:** Named Minor League Baseball Executive of the Year by The Sporting News. **1997:** Eastern League Executive of the Year. **1995:** Named the General Manager you would want to run your franchise by Baseball America in an article titled "Building the Perfect Beast" **1994:** Recipients of the Larry MacPhail Promotional Trophy. **1991:** Recipients of the Bob Freitas Award by Baseball America given annually to the best operation at each of Minor League baseball's four classifications. **1989:** Eastern League Executive of the year ... The Sporting News Class-AA Executive of the Year. **1988:** Eastern League Executive of the year. **1987:** Hired as Reading Phillies General Manager **1986:** Pioneer League Executive of the year while serving as General Manager of the Idaho Falls Braves. **Personal/Misc.:** Born in Pittsburgh, PA October 22, 1959 ... 1978 graduate of Mt. Lebanon High School where he played baseball ... 1982 graduate of St. Thomas University (formerly Biscayne College) with a degree in Sports Administration ... Resides in Cumru Township, PA ... Has been a Berks County Resident since October 1987 ... Also serves as President of Baseballtown Charities, the 501(c)(3) charitable arm of the Reading Phillies.

As Domino was inducted into the Reading Baseball Hall of Fame during the 2010 season, the Reading Phillies unveiled their new "inflatable Domino." Below, the two Dominos get acquainted during the induction ceremony at FirstEnergy Stadium in Reading, PA.



Richmond Flying Squirrels



PARNEY

Todd "Parney" Parnell Vice President/COO/GM

Todd "Parney" Parnell serves as the Vice President and Chief Operating Officer for the Richmond Flying Squirrels. In that role, he oversees all aspects of the Flying Squirrels' day-to-day operations in Richmond.

In their sixth season in Richmond, the Squirrels once again led the Eastern League in both overall and average attendance. It was the fourth time the Squirrels topped the overall and average attendance marks. Under Parney's leadership, the Squirrels have placed in the top-three among Double-A franchises, and top-30 among all minor league clubs, in average attendance in each of their six seasons.

Parney is one of the most recognizable names and faces in Minor League Baseball. He was awarded his second Eastern League Executive of the Year Award, following the 2013 season. He had previously been honored in 2004 while the General Manager of the Altoona Curve. It marked the second EL Award for the Squirrels' front office (Chuck Domino - 2010).

After leading the Flying Squirrels to the 2010 Eastern League attendance title, "Parney" and the Squirrels saw an increase in average attendance during the 2011 regular season and were easily the top-draw during the 2011 EL postseason. For his efforts, and due to the team's success on the field and off, "Parney" was honored by *Baseball America* following the season with their top minor league award. He was named 2011 *Baseball America* Minor League Executive of the Year. The Flying Squirrels now boast the distinction of having two recipients of the award in their front office, as Chuck Domino was also recognized with the award in 2003 while with the Reading Phillies. Parney followed up his award-winning season by guiding the franchise to their second overall Eastern League attendance crown in 2012.

With his leadership, the franchise completed a 1.5 million dollar renovation of The Diamond, where they opened Eastern League play in 2010. During their inaugural season, the club quickly established itself as a leader in the community, while smashing corporate and ticket sales expectations. With "Parney" at the helm, the Flying Squirrels led the Eastern League in both overall and average attendance, welcoming 463,842 (6,626) fans to The Diamond. Through innovative marketing and branding initiatives, the club posted record-breaking merchandise sales, and was awarded Logo of the Year for 2010 by *Ballpark Digest*.

Upon the completion of their inaugural season, the franchise was recognized as the Richmond Business of the Year by the Greater Richmond Chamber of Commerce (GRCC). "Parney" also currently serves the Richmond Chapter of the Cal Ripken Sr. Foundation Board

of Trustees, as well as the Richmond Police Athletic League Board of Directors. Due to his flamboyant nature and wealth of experience in professional sports, "Parney" has also become one of the most popular speakers and guest lecturers in the region.

Prior to joining the effort to return baseball to Richmond, "Parney" served as the President of the Greenberg Sports Group (GSG), which provides management, consulting and marketing services to the sports industry across the country. GSG also manages the overall operations of Minor League Baseball's State College (PA) Spikes (Short-A/New York-Penn League) and Myrtle Beach (SC) Pelicans (A/Carolina League). "Parney" held the title of President for both franchises.

2014 will mark Parnell's landmark 25th season in minor league baseball. In addition to his roles with both the State College and

Myrtle Beach franchises, he spent seven seasons (2002-08) as the General Manager of the Double-A Eastern League's Altoona Curve, a position he relinquished in December, 2008, after the sale of the franchise from Curve Baseball LP to the family of Robert F. Lozinak.

During his time as the Curve's General Manager, the club set numerous single-game and season attendance records, continually re-invested private money into capital improvement projects at Blair County Ballpark, and helped the franchise gain national stature as one of the most creative and innovative teams in professional sports. The Curve won the prestigious Larry MacPhail Promotional Award in 2004, the 2006 *Baseball America* Freitas Award as the top Double-A franchise

and added the highest honor bestowed annually upon a Minor League Baseball club, the John H. Johnson President's Trophy, in 2006. Altoona became only the 11th franchise to receive all three major awards, and was the first team to accomplish the feat in less than three years.

Prior to joining the Curve, the North Carolina native was the Vice President and GM of the Single-A Kannapolis (NC) Intimidators (formerly the Piedmont Boll Weevils) in the South Atlantic League from 1997 to 2001. During his tenure in Kannapolis, the club set attendance records (either overall or average) in each of his first four seasons and made the playoffs in 1998 and 2000. For his efforts, Parnell was named the 1999 South Atlantic League General Manager of the Year.

The 45-year old graduated from Messiah College in 1988 with a degree in physical education and a minor in business. He has two daughters, Lindsay (19) and Samantha (16).



ORGANIZATION

FLYING SQUIRRELS ON THE AIR

The 2016 season of Flying Squirrels baseball can be heard locally on the flagship radio station for Flying Squirrels Baseball, Fox Sports 910 Richmond. Broadcasts will begin one half-hour before scheduled first pitch with "The Flying Squirrels Pregame Warmup presented by Your Local Ford Dealers." Flying Squirrels game broadcasts will also be heard worldwide online at Foxsports910.com and on IHeart Radio and TuneIn. Fox Sports 910 Richmond is the home to Wes McElroy and Dan Patrick in the mornings and Rich Eisen and Jay Mohr in the afternoons.



BURNHAM

Jay Burnham

Director of Broadcasting

Jay Burnham, 34, enters his fourth season in the Squirrels' broadcast booth and his 14th in Minor League Baseball. Prior to Richmond, he spent three seasons as Director of Broadcasting for the Trenton Thunder (Double-A New York Yankees). Burnham's 13 seasons in the game include stints with the Hagerstown Suns (A - San Francisco Giants), Pensacola Pelicans (Independent), Asheville Tourists (A-Colorado Rockies) and Thunder. A native of Shelburne Falls, MA, Burnham was the recipient of the prestigious 2011 Minor League Broadcaster of the Year award issued by Ballpark Digest, a renowned industry publication. The Elon University graduate has called play-by-play for over 1,300 professional baseball games, including two All-Star contests, in over 35 different stadiums throughout his career. Outside of baseball, Burnham has also joined VCU athletics, lending his distinctive voice for play-by-play on Men's and Women's basketball broadcasts. This past off season he also joined the Ivy League ranks as the lead play-by-play broadcaster for Dartmouth Men's Basketball. A craft beer aficionado, Burnham currently resides in the North Side with his wife Cheyenne and two dogs Brooks and Addie.



CASERTA

Gregg Caserta

Radio Broadcaster

Gregg Caserta, 27, joins the Flying Squirrels after spending the last two seasons as the sole radio broadcaster for the Charlotte Stone Crabs, where he had the call of the franchise's first Florida State League Championship in 2015. His first broadcasting job in affiliated baseball came with the Rays' short-season affiliate in Hudson Valley, New York in 2013. Previously, he was the Broadcast & Media Relations assistant with the St. Paul Saints (2012) and called games for the North Adams SteepleCats of the New England Collegiate Baseball League in 2011. A lifelong New Jersey native, Gregg spends the offseason calling women's basketball and volleyball for Long Island University in New York, in addition to various play-by-play assignments for the Northeast Conference. A 2010 graduate of Fordham University in the Bronx, he received the Marty Glickman Award for Excellence in Play-by-Play Broadcasting of Fordham Athletics as a senior. If he's not at a concert or comedy show, you can find him walking his dog Lola, a Shih-Poo.



Richmond Flying Squirrels




MASCOTS

Directors of Fun

After making a grand entrance into Richmond as the face of the Flying Squirrels in February, 2010, Nutzy has quickly become one of the most recognizable characters in the region. He participates in countless community events, and visits hundreds of schools each year. The rigors of his schedule were nearly too much even for the superhero, which is where his new friends have come in. As the franchise continued to grow its brand prior to their second season in the River City, they introduced Zinger the inflatable Acorn and Parker the Rally Pig. Each were introduced before the 2011 season with each name the result of a community-wide naming contest.

In addition to the trio of Parker, Nutzy and Zinger, secondary characters such as Flingo "the Flamingo," the Molly Maid Dancing Drag Queens, the Racing Peanuts, Victor the Villain and Captain RRRVA have joined in on the funn over the years.

Before the start of the 2016 season, Parker the Rally Pig, along with Zinger, Victor the Viking and Captain RRRVA announced their retirement. Parker purchased an estate in Chesterfield County while Zinger the Acorn decided to join him and plant some roots on the same property. These retirements opened the door for a new star to shine along with the main character Nutzy. This year Richmond's favorite Squirrels is joined by a female companion. Her name will be revealed on Opening Night





2016 Flying Squirrels

"Building The Franchise"



Manager

Miguel Ojeda

Years with Giants:	1st Season
Professional Experience:	22 Seasons
	3 as Manager
Flying Squirrels Debut:	April 7th, 2016
Resides:	Northern, VA
Acquired:	Signed by Giants (2015)



Ojeda, 41, joins the Giants' organization after spending the previous three years as Manager of the Diablos Rojos in the Mexican League. During that time, his teams went 201-132 in the regular season, finishing first in the North Division all three years. Last year, Ojeda led the Rojos to the best record during the regular season at 73-39 before being upset in the quarterfinals of the playoffs by the Toros de Tijuana. He was named the 2014 Mexican League Manager of the Year after leading the Red Devils (70-42) to their league-record 16th title in franchise history. Among the players he managed in the Mexican League include former Flying Squirrel Justin Christian (2011), and ex-Giants big leaguers Ruben Rivera, Doug Clark, and Eliezer Alfonzo.

The Mexican native was initially signed by the Pittsburgh Pirates in 1993 from the Mexico City Reds. He made his MLB debut with San Diego in 2003 and appeared in 61 games that season with the Padres. Over parts of four seasons, Ojeda appeared in 212 games for the Padres, Mariners, Rockies and Rangers and collected 15 career home runs with 72 RBIs. In 22 career games against the Giants, he hit .302 (13-for-43) with two home runs and nine runs batted in. Ojeda also appeared in 899 minor league games over the course of his extensive professional career. He played for current Giants skipper Bruce Bochy in 2003 as a member of the Padres.



Pitching Coach

Steve Kline

Years with Giants Staff:	9 Seasons
Professional Experience:	18 Seasons
	7 as Coach/Coordinator
Flying Squirrels Debut:	April 9th, 2015
Resides:	Winfield, PA
Acquired:	Signed by Giants (2009)



Kline returns to the Squirrels as Pitching Coach after leading the team to a franchise-best 3.12 ERA in his first season. He joined the Squirrels last year as just the second Pitching Coach in franchise history, replacing Ross Grimsley. Kline spent the previous six seasons in the same roll with the Giants' Single-A affiliate, the August GreenJackets. Under his tutelage, the GreenJackets never ranked lower than fifth in the South Atlantic League in team ERA and in 2014 the GreenJackets staff posted a collective 3.56 ERA (3rd) and boasted the South Atlantic League ERA Champion, Luis Ysla (2.45). Over the previous six seasons Kline has helped build the foundation for the Giants incredible pitching depth that has lead to three World Series Championships.

Kline finished his long and established Major League career as a lefty reliever with the Giants in 2007. He appeared in 796 MLB games during his 11 year-career that began with the Indians in 1997. His 796 career pitching appearances is 50th All-Time in MLB history. Kline completed his career with a 3.51 ERA and 9.9 WAR while logging 682.1 innings. He also appeared in the postseason three separate years with the Cardinals (2001, 2002 & 2004) and allowed just one run in 9.1 playoff innings. The 42 year-old Pennsylvania native was an 8th round selection by Cleveland in the 1993 draft out of West Virginia University. He was traded by Cleveland to the Expos in 1997 for Jeff Juden and later swapped to St. Louis in 2000 in a deal that included Fernando Tatis. He set the Cardinals' single-season record for appearances (89) in 2001 and led the National League in appearances for three consecutive seasons (1999-2001). He was signed as a free agent by San Francisco prior to the 2007 season and appeared in 140 games during his two years in the Bay Area. During his playing career, his name became synonymous with the term "lefty specialist".

2016 FLYING SQUIRRELS

Organization
2016 Flying Squirrels
2015: In Review
History & Records
Eastern League
SF Giants
General Info



Hitting Coach Ken Joyce

Years with Giants: 6 Seasons
Professional Experience: 21 Seasons
13 as Hitting Coach
Flying Squirrels Debut: April 7th, 2011
Resides: Portland, ME
Acquired: Signed by Giants (2010)



Joyce enters his sixth consecutive season with the Squirrels and his seventh season within Giants' organization. Joyce joined San Francisco in 2010 as the Hitting Coach for the Triple-A Fresno Grizzlies. Joyce has helped develop a host of MLB hitters such as Joe Panik and Matt Duffy during his five seasons in Richmond. In 2015 alone, Kelby Tomlinson, Mac Williamson and Ryan Lollis all spent time in Richmond prior to making their MLB debuts. During the 2014 season, the Joyce-led Squirrels offense featured the league-leading hitter (Matt Duffy) and base-stealer (Kelby Tomlinson). In 2013 the Squirrels posted franchise records for home runs (109) and runs scored (611). Following the 2011 season, Joyce served as the hitting coach of the Scottsdale Scorpions of the Arizona Fall League. In that role, he helped with the final development of phenoms Bryce Harper and Mike Trout. Joyce also oversaw the final development of Buster Posey, who hit .347 in 47 games with Fresno in 2010, before he ascended to the Major Leagues and claimed National League Rookie of the Year honors. Prior to joining the Giants, he spent eight seasons (2002-09) with Toronto. He spent 2009 as the hitting coach with the Blue Jays' Triple-A affiliate, the Las Vegas 51s. When he joined Richmond in 2011 it marked a return to the Eastern League for Joyce, having also served as a hitting coach with the New Hampshire Fisher Cats for two seasons in 2007-08. Before his stint with Toronto, Joyce worked for both the Adirondack Lumberjackets (2001) and the Catskill Cougars (2000) of the independent Northern League. From 1994 to 1999, he served in a variety of roles for the Florida Marlins; Bullpen Coach (Portland - AA - 1994-95), Hitting Coach (Portland - AA - 1996), Hitting Coach (Utica - SS-A - 1997), and Manager (Utica - SS-A - 1998-99). As a pitcher, he saw action over five different seasons with Toronto (1991), Oakland (1992-94), and Minnesota (1995). Joyce attended the University of Southern Maine and played in the 1985 NAIA College World Series before spending four seasons as an assistant coach at the University of Southern Maine as well as coaching in the 1989 NCAA NAIA Division III World Series. He was elected to the University of Southern Maine Hall of Fame in 1998, and was elected into the State of Maine Baseball Hall of Fame in 2001. He currently resides in Portland, ME with wife Janet, son, Tommy and daughter, Jill.



Athletic Trainer David Getsoff

Years with Giants: 7 Seasons
Professional Experience: 10 Seasons
Oakland A's, Boston Red Sox
Flying Squirrels Debut: 4/3/14
Resides: Rockaway Park, NY
Acquired: Signed by Giants (2009)



Getsoff enters his third season in Richmond and seventh in the Giants' organization in 2016. Prior to Richmond, he spent two seasons with San Jose (A+) and worked the 2010 and 2011 seasons with Augusta (A). He also served as the athletic trainer for Salem-Keizer (SS-A) in 2009. Prior to joining the Giants, he spent the 2008 season in the minor league training operations department of the Oakland A's. He also worked as an athletic trainer in the Boston Red Sox chain during the 2006 and 2007 seasons. He currently resides in Rockaway Park, NY during the off-season.



S&C Coach Mike Lidge

Years with Giants: 2 Seasons
Professional Experience: 4 Seasons
2 with Kansas City Royals
Flying Squirrels Debut: 4/3/14
Resides: Moon Township, PA
Acquired: Signed by Giants (2013)



Lidge joins the Squirrels for his first season in Richmond after spending the previous two seasons in Advanced-A San Jose. Previously, Lidge spent one season as the strength and conditioning coach with the Arizona Rookie League Giants in 2013.



Richmond Flying Squirrels

2016 FLYING SQUIRRELS



RHP Martin Agosta

Height/Weight: 6-2/180
Bats/Throws: Right/Right
Born: April 7, 1991 in Sacramento, CA
Resides: Sacramento, CA
Acquired: Selected by the Giants in the 2nd Round
 2012 MLB June Draft



THE AGOSTA FILE

Flying Squirrels Debut:
N/A

Last Team:
San Jose Giants

CAREER HIGHS:

IP (S):.....8.0, 7/9/15 @ BAK
IP (R):.....3.0 (x2) last, 5/6/15 vs LE
H:.....14, 5/29/15 vs HD
BB:.....6, 8/18/14 vs STK
SO:.....10 (x2), Last, 6/17/13 vs LEX

Agosta bounced back in 2015 after a rough showing in his first stint with San Jose (A+). The Giants eased him into the rotation by starting the year in the bullpen and the move paid off. The righty finished once again with a K/9IP ratio north of 10 and thrived down the stretch earning a pair of starts in the playoffs. Agosta did succumb at times to the long ball in the hitter-friendly Cal League and allowed 15 homers in the regular season and five more in the playoffs. The Giants weren't scared away by Agosta's diminutive stature during the 2012 draft, and felt they got a steal in the second round. That might have had something to do with the success of the wafer-thin Tim Lincecum, who Agosta cites as his idol. The St. Mary's product impressed in his first full season in 2013, spending the year with Augusta (A) as a 22-year old. A blister and dead-arm limited him throughout the season, but he showcased advanced pitchability for the level to retire hitters. Many see Agosta as a reliever down the road, but the Giants will treat him as a starter for now. He could easily start or work his way into the Squirrels rotation or bullpen in 2016.

2015

Began season in the bullpen before moving primarily into the starting rotation on 5/15 ... Pitched to a 2.92 ERA after the All-Star break ... 125 strikeouts in 106.0 IP ... CAL League Pitcher of the Week from 6/15-6/22 ... Lost first game of the Championship Series against Rancho Cucamonga.

2014

Made California League debut on 4/11 ... Made seven (7) starts with San Jose (A+) before being sent back to the AZL Giants (R) ... Started four (4) games in the AZL before being returned to San Jose on 7/30 ... Managed to last at least 5.0 innings in four (4) of his 11 California League starts.

2013

Spent his first full professional season with Low-A Augusta ... Compiled a team-leading 2.06 ERA over 91.2 IP, holding opponents to a .180 AVG ... Struck out six (6) or more batters in 11 of 18 starts ... Compiled double-digit (10) strikeouts in a pair of outings (5/6, 6/7) ... Posted a 7-2 first half record with a 1.97 ERA, compared to 2-1, 2.35 following the break ... Was named a SAL Southern Division Mid-Season All Star ... Was SAL Pitcher of the Week for week ending 6/10, after a 7.0 inning outing vs. Lexington where he allowed no runs on two (2) hits, walking only two (2) batters while collecting 10 strikeouts ... Rated the #15 prospect in organization according to *Baseball America* entering the 2013 season ... Rated as the #21 prospect in the organization entering 2014 ... Dealt with blister and dead-arm issues.

2012

Made professional debut with AZL Giants (R) ... Posted a 4.22 ERA over 10.2 IP ... Struck out 19 of 50 batters faced.

PERSONAL & MISCELLANEOUS

Middle name (Lennon) is in honor of John Lennon, as parents are big Beatles fans ... Graduated from Jesuit High School (CA), where he played with current Giants' prospect Andrew Susac ... Helped lead team to Delta River League and Sac-Joaquin Division I Sectional Championships ... Named to All-Delta River League team ... Attended St. Mary's College of California ... Named to All-West Coast Conference First Team as a sophomore and junior ... Was the Rawlings WCC Pitcher of the Week twice as a sophomore, throwing his first career complete game shutout on 4/1 ... Was drafted by the Giants in the 2nd round of the 2012 draft, after his junior year.

AGOSTA'S CAREER PITCHING STATISTICS

Year	Team	League	ORG	W	L	PCT	ERA	G	GS	CG	SHO	SV	SVO	IP	H	R	ER	HR	HB	BB	SO	WP	AVG
2012	AZL Giants	AZL	SF	0	0	~	4.22	5	5	0	0	0	0	10.2	8	5	5	0	2	9	19	2	.205
2013	Augusta	SAL	SF	9	3	.750	2.06	18	18	0	0	0	0	91.2	57	24	21	4	7	43	109	10	.180
2014	AZL Giants	AZL	SF	1	0	1.000	4.50	4	4	0	0	0	0	14.0	16	8	7	0	0	2	19	1	.286
2014	San Jose Giants	CAL	SF	3	3	.500	9.23	11	11	0	0	0	0	39.0	51	42	40	5	1	34	25	2	.325
2015	San Jose Giants	CAL	SF	5	9	.357	4.25	26	16	0	0	0	0	106.0	111	54	50	15	4	26	125	4	.269
	Minor League Totals			18	15	.545	4.24	64	54	0	0	0	0	261.1	243	133	123	24	14	114	297	19	.247

Organization

2016 Flying Squirrels

2015: In Review

History & Records

Eastern League

SF Giants

General Info

2016 FLYING SQUIRRELS

Organization

2016 Flying Squirrels

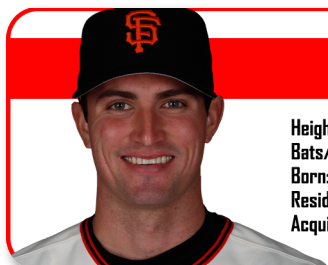
2015: In Review

History & Records

Eastern League

SF Giants

General Info



c Jeff Arnold

Height/Weight: 6-2/205
Bats/Throws: Right/Right
Born: January 13, 1988 in Louisville, KY
Resides: Louisville, KY
Acquired: Selected by the Giants in the 26th Round 2010 MLB June Draft



THE ARNOLD FILE

Flying Squirrels Debut:
4/3/14 @ NB

Last Team:
San Jose Giants

CAREER HIGHS:

Runs:...3 (Many), Last, 8/20/13 @ STK
Hits:.....3 (Many), Last, 6/3/15 @ HD
HR:.....2 (x2), Last, 5/7/13 @ BAK
RBI:.....4 (x3), Last, 7/12/13 @ VIS
SB:.....1 (Many), Last, 8/6/13 vs IE

It has been a difficult return for Arnold who was the promising backstop for the Squirrels to start the 2014 season until a devastating knee injury sustained on Opening Night in New Britain ended his tenure before it started. Arnold has slowly made his return and settled in for just 21 games with San Jose (A+) last year. The Giants had high hopes for Arnold to help develop and handle the prospect-heavy 2014 Squirrels pitching staff, and it looks as though he could have that opportunity once again in 2016. Arnold hopes to prove he is fully healthy and has not been passed over on the depth chart by some of the younger catchers. The Louisville-product has been heralded as an excellent receiver and Giants' instructors have shown the willingness to entrust the future of their pitching staff to the now 28 year-old. He certainly should have been the choice to replace Andrew Susac in Richmond in 2013 when the prospect went down to injury. However, San Francisco didn't want to disrupt the chemistry established in San Jose. Catching injuries forced the Giants to bring in an old friend in Jackson Williams while skipping Ben Turner past Double-A.. There is a chance those two could split duties here this year.

2015

Went 2-for-4 with a double in his season debut on 5/30 at Inland Empire, and had a base hit in eight of his first 10 games upon returning from a year-long knee injury ... Had a season-high three hits and three RBIs on 6/13 ... Played his final game on 8/2 and was inactive for the remainder of the season after being placed on the 7-day disabled list on 8/4.

2014

Began the year as the Squirrels starting catcher but was injured (knee) during the first game in New Britain and missed the rest of the 2014 season.

2013

Spent entire season with San Jose (A+) where he appeared in a career-high 97 games and hit .251 ... Appeared in 7-of-8 postseason games, all as a catcher ... Threw out 32% (35-of-108) of base stealers ... Batted .429 (6-14) with bases loaded ... Was selected as a Mid-Season California League All-Star and went 1-1 with a walk in the Carolina vs. California All-Star Game.

2012

Split season between Augusta (A) and San Jose ... Began season with San Jose and appeared in 11 games ... Was transferred to Augusta on 5/7 ... Played in 75 games with the GreenJackets and hit .293 (17-58) in the month of June ... Returned to San Jose on 9/3 for the final regular season game ... Was on San Jose's postseason roster and appeared in game one of the playoffs (0-2) ... Threw out a combined 36% (35-97) of base runners for the season.

2011

Spent all year with Augusta and hit .213 with six (6) HRs and 23 RBIs in 80 games ... Caught 41-of-88 base stealers (47%) ... Appeared in 36 games with Salem-Keizer (A-), all as a catcher ... Hit two (2) home runs on 8/7 at Eugene ... Threw out 40% (21-52) of base stealers.

PERSONAL & MISCELLANEOUS

Selected by the Giants in the 26th round of the 2010 draft from University of Louisville ... Graduated Louisville Male High School (KY) in 2006 ... Tied the Babe Ruth World Series record with four hits in a single game ... Played all four collegiate seasons at Louisville (2007-2010) ... Was a Johnny Bench Award semifinalist (top college catcher) as a senior in 2010.

ARNOLD'S CAREER BATTING STATISTICS

Year	Team	League	ORG	AVG	G	AB	R	H	2B	3B	HR	RBI	BB	IBB	SO	SB	CS	OBP	SLG	OPS
2010	Salem-Keizer	NOR	SF	.241	36	112	11	27	8	1	3	10	6	0	29	2	1	.286	.411	.697
2011	Augusta	SAL	SF	.213	80	268	30	57	16	0	6	23	25	1	80	2	0	.293	.340	.633
2012	Augusta	SAL	SF	.238	75	240	26	57	19	1	3	23	23	0	72	1	1	.325	.363	.688
2012	San Jose Giants	CAL	SF	.429	12	35	6	15	4	0	0	8	1	0	9	1	0	.462	.543	1.005
2013	San Jose Giants	CAL	SF	.251	97	350	53	88	26	4	13	61	38	0	116	4	0	.333	.460	.793
2014	Richmond	EAS	SF	.000	1	3	0	0	0	0	0	0	0	0	3	0	0	.000	.000	.000
2015	San Jose Giants	CAL	SF	.250	21	68	7	17	7	1	0	7	10	0	24	0	0	.370	.382	.752
	Minor League Totals			.243	322	1076	133	261	80	7	25	132	103	1	333	10	2	.323	.400	.723



Richmond Flying Squirrels



ss Christian Arroyo

Height/Weight: 6-1/180
 Bats/Throws: Right/Right
 Born: May 30, 1995 in Tampa, FL
 Resides: Brooksville, FL
 Acquired: Selected by Giants in the 1st 2013 MLB June Draft



THE ARROYO FILE

Flying Squirrels Debut: N/A

Last Team: San Jose Giants

CAREER HIGHS:

Runs:.....3 (Many), Last, 6/11/15 @ HD
 Hits:.....5, 6/30/15 @ STK
 HR:1 (Many), Last, 8/23/15 vs BAK
 RBI:.....4 (x2), Last, 8/9/14 vs BOI
 SB:.....1 (Many), Last, 8/3/15 @

Arroyo represents the next line of top prospects and could be the most heralded position player in Richmond since the arrival of Gary Brown. Unlike his predecessor Brown, Arroyo will begin the season as one of the youngest players in the advanced Eastern League at the age of 20. The Giants surprised some by selecting Arroyo in the first round (25th overall) of the 2013 draft but the pick quickly paid off. Arroyo hit .326 in his professional debut with Salem-Keizer (A-) to earn the league's MVP award. He struggled slightly in his step up to Augusta in 2014 but dissipated any doubts last year with a stellar debut in the California League. Arroyo hit .304 in 90 games with San Jose and finished with an impressive stretch in the prospect-heavy Arizona Fall League. Some scouts might debate if Arroyo will end up as a shortstop or second baseman, but with the Giants middle infield situation locked down by Brandon Crawford and Joe Panik, versatility will do him some good. Despite missing some time last year with injury, the Florida native smacked nine home runs in the Cal League and the Giants seem to think he has more power than people realize. He will be a must watch player in the Eastern League in 2016.

2015

Was named to the Arizona Fall League's All-Prospect team after batting .308 (24-for-78) with three home runs and 13 RBIs in 19 games for the league champion Scottsdale Scorpions ... Finished the regular season ranked third in the organization with a .304 average in 90 games with San Jose (A+) ... Spent six weeks on the disabled list starting in mid-April ... Led San Jose with 116 hits during the regular season ... Was named to the California League Postseason All-Star Team and was a one-time Batter of the Week for the week of 6/29 ... Was one of six players in the California League to have a five-hit game when he went 5-for-5 in a 6-3 win in Stockton on 6/30 ... Hit .328 against RHP (99-for-302) as opposed to .215 (17-for-79) against LHP ... Rated as the #1 prospect in the organization by Baseball America entering the 2016 season.

2014

Started the season with Augusta (A) but batted just .203 (24-for-118) in 31 games before being assigned to Salem-Keizer (A-) ... Finished second in the Northwest League league with a .333 batting average while leading all shortstops with a .965 fielding percentage and 185 assists ... Was named to the Midseason All-Star Team and ended up with 48 runs batted in and 38 runs scored in just 58 games ... Ended the year ranked as the #2 prospect in the Northwest League and #10 prospect in the organization by Baseball America.

2013

Made professional debut with AZL Giants (R) ... Named Arizona League's MVP as the Giants won the AZL Championship with a 4-0 win over the Dodgers ... Finished 2-for-4 with a double and a run scored in the winner-take-all championship game ... Finished first or second leaguewide in the following categories: RBIs (39, 1st), doubles (18, 1st), slugging percentage (.511, T-1st), runs scored (47), extra-base hits (25, T-1st), hits (60, 2nd), and total bases (94, 2nd) ... Finished the season ranked as the #10 prospect in the organization by Baseball America.

PERSONAL & MISCELLANEOUS

Was drafted by the Giants in the 1st round (25th overall) of the 2013 June Draft ... Became the Giants first high school infielder selected in the 1st round since Tony Torcato in 1998 (19th overall) ... Hit .524 with 11 home runs in 105 at-bats during his senior year at Hernando High School in Brooksville, Fla ... Graduated as the class salutatorian with a 4.4 grade-point average ... Named Tournament MVP while playing for Team USA's Under-18 team that won the gold medal at the IBAF Junior AAA World Championships in Seoul, South Korea in 2013.

ARROYO'S CAREER HITTING STATISTICS

Year	Team	League	ORG	AVG	G	AB	R	H	2B	3B	HR	RBI	BB	IBB	SO	SB	CS	OBPSLG	OPS
2013	AZL Giants	AZL	SF	.326	5	184	47	60	18	5	2	39	19	1	32	3	2	388	511.899
2014	Augusta	SAL	SF	.203	31	118	10	24	3	1	1	14	4	0	22	1	2	226	271.497
2014	Salem-Keizer	NOR	SF	.333	58	243	39	81	14	2	5	48	18	1	31	6	1	378	469.847
2015	San Jose	CAL	SF	.304	90	381	48	116	28	2	9	42	19	1	73	5	3	344	459.803
	Minor League Totals			.303	224	926	144	281	63	10	17	143	60	3	158	15	8	348	448.796

2016 FLYING SQUIRRELS

Organization

2016 Flying Squirrels

2015: In Review

History & Records

Eastern League

SF Giants

General Info



LHP Bryce Bandilla

Height/Weight: 6-4/235
 Bats/Throws: Left/Left
 Born: January 17, 1990 in Sacramento, CA
 Resides: Fair Oaks, CA
 Acquired: Selected by Giants in the 4th Round
 2011 MLB June Draft



THE BANDILLA FILE

Flying Squirrels Debut:
 4/4/14 @ NB

Last Team:
 San Jose Giants

CAREER HIGHS:

IP (S):6.0, 7/27/12 vs. HIC
 IP (R):2.0 (x7) last, 4/8/14 @BOW
 H:10, 8/2/12 @ ROM
 BB:6, 5/5/12 @ HAG
 SO:10, 5/11/12 vs GVL

Bryce Bandilla has struggled to stay healthy and missed the entire 2015 season due to injury. Bandilla was given an early opportunity to earn a high-leverage spot in Russ Morman's 2014 bullpen, but struggled with command at times leading to trouble in Double-A. The Giants decided to give the hard-throwing lefty some more seasoning at High-A where he finished the season. Bandilla also tried his hand at starting in Augusta (A) in 2012, but injuries shortened his season. The Arizona Wildcat found a new home in the San Jose (A+) bullpen in 2013 and showcased what the future may hold. The Sacramento, CA, native has admitted using only a fastball in high school, and that developing a curveball in college didn't "work out." However, his changeup has advanced to the point that he struck out 197 batters in 152.1 innings. Bandilla has showcased the ability to strikeout hitters and needs to slowly work his way back to full strength. He could be seen in Richmond again in 2016, perhaps towards the second half.

2015

Did not play ... Missed entire season due to injury.

2014

Began season in the Richmond bullpen and made Double-A debut on 4/4 in New Britain ... Appeared in 15 games for the Squirrels and went 0-2 with ah 8.80 ERA ... Was sent to San Jose (A+) on 5/28 and finished the year in the California League ... Saved a career-high nine (9) games and made 36 appearances with the SJ Giants.

2013

Pitched entire season in San Jose (A+) ... Made 38 appearances, all out of the bullpen, logging 44.1 innings ... Successfully converted five of six save opportunities ... Posted a 3.65 ERA with 25 walks and 72 strikeouts on the season ... Collected a season-high six (6) strikeouts over 2.0 hitless innings on 4/10 in Stockton ... Appeared in a combined four games in July and August, due to a lingering injury that landed him on the disabled list.

2012

Made his first professional start in Augusta (A) on 4/8 ... Made 11 appearances with the GreenJackets, including nine starts, posting a 3.05 ERA in 44.1 IP ... Had a career-high 10 strikeouts on 5/11 against Greenville ... Started four games for the AZL Giants (14.0 IP, 2 BB, 20 SO).

PERSONAL & MISCELLANEOUS

Was originally drafted by Cincinnati in the 28th round in 2008 out of Bella Vista High School (CA) but did not sign ... As a senior, turned in a 9-0 record with an exceptional 0.13 ERA, allowing a single earned run over 55 IP ... Was named league MVP as a senior ... Attended the University of Arizona ... Made a total of 55 appearances over two seasons, posting a 9-7 record in 126.2 IP (4.90 ERA) ... Received a 2010 PAC-10 All-Conference Honorable Mention ... Was Giants' 4th round selection in 2011 ... Has said that he pitched in high school entirely with his fastball and that he later learned a changeup while at Arizona ... Grew up in Sacramento, but cites the Atlanta Braves as his childhood team of choice.

BANDILLA'S CAREER PITCHING STATISTICS

Year	Team	League	ORG	W	L	PCT	ERA	G	GS	CG	SHO	SV	SVO	IP	H	R	ER	HR	HB	BB	SO	WP	AVG
2012	AZL Giants	AFL	SF	0	0	.000	1.93	4	4	0	0	0	0	14.0	7	3	3	1	0	2	20	0	.143
2012	Augusta	SAL	SF	2	4	.333	3.05	11	9	0	0	0	0	44.1	44	26	15	1	0	28	48	5	.256
2013	San Jose	CAL	SF	1	4	.200	3.65	38	0	0	0	5	6	44.1	26	20	18	5	1	25	72	7	.167
2014	Richmond	EAS	SF	0	2	.000	8.80	15	0	0	0	1	1	15.1	18	16	15	2	1	15	10	5	.321
2014	San Jose	CAL	SF	0	1	.000	3.15	36	0	0	0	8	9	34.1	27	12	12	3	0	16	47	2	.216
Minor League Totals				3	11	.214	3.72	104	13	0	0	13	16	152.1	122	77	63	12	2	86	197	19	.219



Richmond Flying Squirrels



INF Brandon Bednar

Height/Weight: 6-4/180
 Bats/Throws: Right/Right
 Born: March 21, 1992 in Plainview, NY
 Resides: Stuart, FL
 Acquired: Selected by the Giants in the 7th Round 2013 MLB June Draft



THE BEDNAR FILE

Flying Squirrels Debut: N/A

Last Team: San Jose Giants

CAREER HIGHS:

Runs.....3 (x2), Last, 6/19/15 vs IE
 Hits.....4 (x2) Last, 7/24/14 @VIS
 HR.....1 (Many), Last, 9/16/15 @VIS
 RBI: .3 (Many) Last 7/21/15 vs LAN
 SB:2, 8/22/13 vs BOI

Bednar increased his versatility in 2015 by playing four different positions in his first full season in San Jose (A+). Bednar managed to work his way into 100 games in the California League by playing shortstop, first, second and third base. The Florida Gulf Coast product proved quickly he could hit against the younger competition during his first full season within the organization in Augusta (A) in 2014. He made a big splash upon promotion to Advanced-A that same year but ran out of steam as his production waned towards the end of the year. Bednar appears to do a lot of things well with a penchant for playing the game. The 24 year-old could fill the void of super utility man if Myles Schroder gets a chance to prove himself at Triple-A. Most likely the Giants will send Bednar back to San Jose until he proves he can hit more consistently in the Cal league. The former seventh round selection is not a very flashy player and does not have the type of power needed to stay at the corner infield positions.. While his overall MLB prospect ceiling may not be all that elevated at the moment, a standout 2016 could change that in an organization that has nurtured hard-nosed players who play the game the right way.

2015

Spent the entire season with San Jose (A+) and appeared in 100 games ... Had a season-high nine-game hitting streak from 7/21-30 ... Finished the regular season with a .237 average, three home runs, and 34 runs batted in while playing a minimum of 16 games at all four infield positions ... Hit .309 with runners in scoring position for the season ... Batted just .171 against left-handed pitchers while hitting .258 against righties ... Hit .262 (11-for-42) in 11 playoff games, adding a solo home run in the Giants' series-clinching 6-5 win against Visalia in game five of the Division Finals (went 3-for-3 in that game).

2014

Made full season debut with Augusta (A) on 4/3 ... Hit .275 with nine (9) doubles and 24 RBI in 74 games with the GreenJackets ... Promoted to San Jose on 7/2 and hit .300 for the month of July ... Played 1B, 2B, 3B & SS between both levels and committed just seven (7) total errors.

2013

Was a quick sign following the draft and arrived in Salem-Keizer (A-) a few days after being selected ... Made his professional debut with the AZL Giants (R) on 6/20 and appeared with Salem on 6/21 ... Played in 50 games with the Volcanoes and hit .272 with nine (9) doubles and 34 RBI.

PERSONAL & MISCELLANEOUS

Selected by the Giants in the 7th round of the 2013 draft ... Signed for a \$161,500 bonus following his Junior season ... Played and started all three collegiate years at FGCU ... Was named to the Atlantic Sun All-Conference First team in 2013 after leading the team in hitting (.336), RBI (46), doubles (17), runs scored (52) and stolen bases (7) ... Graduated South Fork High School (FL) and as a junior, was the starting shortstop for the 2009 Class 5A State Championship team ... Born in Manhasset, NY but later moved to Stuart, FL when he was two years old ... Brother Robert also played at FGCU but injuries ended his career.

BEDNAR'S CAREER BATTING STATISTICS

Year	Team	League	ORG	AVG	G	AB	R	H	2B	3B	HR	RBI	BB	IBB	SO	SB	CS	OBP	SLG	OPS
2013	AZL Giants	AZL	SF	.000	1	2	0	0	0	0	0	0	1	0	0	0	0		.000	.500
2013	Salem-Keizer	NOR	SF	.272	50	202	36	55	9	0	6	34	14	0	28	11	3	.332	.406	.738
2014	Augusta	SAL	SF	.275	74	291	38	80	9	2	1	24	14	0	51	8	6	.314	.330	.644
2014	San Jose Giants	CAL	SF	.241	48	195	23	47	7	0	5	16	12	1	27	3	3	.297	.354	.651
2015	San Jose Giants	CAL	SF	.237	100	346	39	82	18	2	3	34	15	1	54	3	4	.277	.327	.604
	Minor League Totals			.255	273	1036	136	264	43	4	15	108	56	2	160	25	16	.303	.347	.650

2016 FLYING SQUIRRELS

General Info
SF Giants
Eastern League
History & Records
2015: In Review
2016 Flying Squirrels
Organization



RHP Tyler Beede

Height/Weight: 6-3, 210
Bats/Throws: Right / Right
Born: May 23, 1993 Worcester, MA
Resides: Nashville, TN
Acquired: Selected by Giants in 1st Round
 2014 June Draft



THE BEEDE FILE

Flying Squirrels Debut:
6/5/15 @ NH

Last Team:
Richmond Flying Squirrels

CAREER HIGHS:

IP (S).....7.0 (x4), Last, 7/6/15 vs AKR
IP (R)....Has never pitched in relief
H:.....11, 8/22/15 @ TRN
BB:.....4 (x2), Last, 8/7/15 @ ALT
SO:.....11, 5/30/15 @ IE

Last year marked Beede's first full season in the Giants organization, and the top pitching prospect showed enough to get an invite to big league camp in 2016. If you rewind to June 24, 2014, the righthander took the loss in game two of the College World Series against Virginia. The next night, he was celebrating as the Commodores won it all for the first national championship in program history. On June 24, 2015, Beede was at The Diamond making his fourth Double-A Start: suffering another loss as he allowed seven earned runs on 10 hits in 5.2 IP against the Trenton Thunder. Armed with a mid-90s fastball, a "lively" changeup, and a "power" curveball, Baseball America tabbed him as the number two prospect in the organization behind shortstop Christian Arroyo. After pitching effectively with San Jose (A+) and earning a Midseason All-Star selection in the first half, Beede was also selected to represent the U.S. team at the All-Star Futures Game in Cincinnati. One of the major focuses for Beede last year was to continue developing his curveball while being able to repeat his delivery the second and third time through the order. Control was an issue at times, yet he developed a reputation as a workhorse which will serve him well as he continues his climb to San Francisco. If the Giants decide to take it slow with Beede, he should open the season atop Richmond's (AA) rotation before a call-up to Sacramento (AAA) at some point to test the waters in the Pacific Coast League.

2015

Started the season in San Jose (A+) where he went 2-2 with a 2.24 ERA in nine starts ... Named a California League Midseason All-Star ... Fired 13 scoreless innings in his final two starts with just two walks and 14 strikeouts before the call-up to Richmond (AA) ... Threw 7.0 scoreless innings for a win in his Flying Squirrels debut on 6/5 in New Hampshire (allowed two hits while walking three and striking out four) ... Went 3-8 with a 5.23 ERA in 13 Eastern League starts, lasting 6.0+ IP in eight of those starts ... Lost five of his last six starts to close out the season, walking 19 batters in 29.0 IP during that span ... Named to the U.S. team for the All-Star Futures Game, where he threw a scoreless fourth inning at Great American Ballpark in Cincinnati ... Ranked as the #2 prospect in the organization by Baseball America entering the 2016 season while MLB.com ranked him as the top prospect in the organization in 2015.

2014

Made his professional debut with the AZL Giants (R) on 7/31 against the AZL Angels ... Made four starts in the Arizona League, finishing with 11 strikeouts in just 8.2 IP ... Assigned to Salem-Keizer (A-) at the end of August and made two starts, pitching less than four innings in both appearances.

PERSONAL & MISCELLANEOUS

Became the 18th player ever selected in the first round twice when the Giants drafted him 14th overall in 2014 (received a \$2.6 million signing bonus) ... Previously selected in the first round (21st overall) by the Blue Jays in the 2011 June Draft out of Lawrence Academy in Groton, MA ... Closed out his college career at Vanderbilt University with the school's first-ever College World Series championship ... As a Junior: went 8-8 with a 4.05 ERA in 113.1 IP for the Commodores, striking out 116 ... Closed out his three-year college career with a 23-14 record and a 3.56 ERA in 52 appearances, including 47 starts ... Totaled 286.0 IP with a strikeout-to-walk ratio of 286/148 ... MLB.com ranked him as the #12 overall prospect in the 2014 June Draft.

BEEDE'S CAREER PITCHING STATISTICS

Year	Team	League	ORG	W	L	PCT	ERA	G	GS	CG	SHO	SV	SVO	IP	H	R	ER	HR	HB	BB	SO	WP	AVG
2014	AZL Giants	AZL	SF	0	1	.000	3.12	4	4	0	0	0	0	8.2	8	4	3	0	0	4	11	0	.242
2014	Salem-Keizer	NOR	SF	0	0	--	2.70	2	2	0	0	0	0	6.2	8	2	2	0	0	3	7	0	.308
2015	San Jose Giants	CAL	SF	2	2	.500	2.24	9	9	0	0	0	0	52.1	51	22	13	2	1	9	37	3	.254
2015	Richmond	EAS	SF	3	8	.273	5.23	13	13	0	0	0	0	72.1	62	45	42	4	3	35	49	5	.234
	Minor League Totals			5	11	.313	3.66	28	28	0	0	0	0	140.0	129	73	60	6	4	51	104	8	.246



Richmond Flying Squirrels

2016 FLYING SQUIRRELS



RHP Ray Black

Height/Weight: 6-5/225
Bats/Throws: Right/Right
Born: June 26, 1990 in Wilkes-Barre, PA
Resides: Laflin, PA
Acquired: Selected by Giants in 7th Round 2011 June Draft



THE BLACK FILE

Flying Squirrels Debut:
N/A

Last Team:
San Jose Giants

CAREER HIGHS:

IP (S):3.1, 7/15/15 vs STK
IP (R):1.1, 6/21/15 vs IE
H:3, 7/15/15 vs STK
BB:5, 7/8/15 vs BAK
SO:7/15/15 vs STK

Black has been one of the most intriguing prospects in recent years because of his can't miss fastball that has been clocked at 103 MPH. The caveat is that he's also battled a bevy of injuries throughout his career, including a torn labrum that required surgery which delayed his debut for more than two years. The Giants know they have a special arm in Black, who's averaged an incredible 18.2 strikeouts/9 IP during his first two professional seasons. But they've also been very careful in their handling of him, which continued last year when he went through two DL stints while dealing with a lat injury in San Jose (A+). Although his delivery has never been the prettiest, the organization has been working with Black to fine tune his mechanics in an effort to keep him healthy for a full season. Control issues were also more prevalent last season as he walked a batter per inning, which can be partially attributed to overcompensating for the lat injury. He'll be turning 26 in June, which means it's time for Black to surface and make an impact in the Flying Squirrels bullpen, assuming that he can make it through spring training without any issues. If all goes to plan, he'll play a major role in Richmond (AA) this season with a chance to unload that high-90s fastball all across the Eastern League. And if he can harness his control while developing his curveball, pitching coach Steve Kline might be inclined to work with Black on becoming the team's closer.

2015

Pitched the entire season in San Jose (A+), where he didn't make his debut until 5/16 in Visalia ... Placed on the disabled list (LT) twice during the season ... Only allowed two runs over his last 11 appearances from 7/31-9/7, pitching one inning in each ... Struck out two or more batters seven times during that span ... Made three postseason appearances, getting the final three outs for the save in the Division Finals-clinching 6-5 win against Visalia on 9/16 ... Ranked as the organization's 14th-best prospect entering the 2016 season by MLB.com...

2014

Made professional debut on 4/3 with Augusta (A) ... Did not appear again until 5/3 against Greenville ... Appeared in 33 games for the Greenjackets and struck out 64 batters in just 31.1 innings (18.4/9IP) ... Converted all three save opportunities with Augusta and held SAL hitters to a paltry .147 average ... Promoted to San Jose on 8/23 and made four (4) appearances in the California League ... Named Best Fastball in the South Atlantic League ... Added to the Giants 40-man roster after the season.

2013

Did not pitch due to injury (shoulder).

2012

Attended Spring Training but felt pain in shoulder after 7.0 IP ... Missed the entire season with a torn labrum.

PERSONAL & MISCELLANEOUS

Drafted by the Giants in the 7th round of the 2011 draft out of the University of Pittsburgh ... Signed for a \$225,000 bonus ... Redshirted his Freshman year (2009) and appeared in a combined 30 collegiate games in 2010 & 2011 ... Missed Senior year at Coughlin High School (PA) due to Tommy John surgery leading to the redshirt Freshman season.

BLACK'S CAREER PITCHING STATISTICS

Year	Team/League	ORG	W	LPCT	ERA	G	GS	CG	SHO	SV	SVO	IP	H	R	ER	HR	HB	BB	SO	WP	AVG	
2014	Augusta	SAL	SF	1	3	.250	3.73	33	0	0	0	1	3	31.1	16	15	13	1	14	64	5	.147
2014	San Jose Giants	CAL	SF	1	0	1.000	2.25	4	0	0	0	0	0	4.0	1	1	1	0	2	7	1	.083
2015	San Jose Giants	CAL	SF	2	1	.667	2.88	20	5	0	0	0	0	25.0	13	10	8	2	25	51	5	.153
	Minor League Totals			4	4	.500	3.28	57	5	0	0	1	3	60.1	30	26	22	3	41	122	11	.146

Organization

2016 Flying Squirrels

2015: In Review

History & Records

Eastern League

SF Giants

General Info

2016 FLYING SQUIRRELS

Organization

2016 Flying Squirrels

2015: In Review

History & Records

Eastern League

SF Giants

General Info



OF Daniel Carbonell

Height/Weight: 6-3/196
Bats/Throws: Right/Right
Born: March 29, 1991 in Camaguey, Cuba
Resides: N/A.
Acquired: Signed by the Giants as an International Free Agent June 16, 2014



THE CARBONELL FILE

Flying Squirrels Debut:
9/13/14 @ AKR

Last Team:
San Jose Giants

CAREER HIGHS:

Runs:.....3, 8/19/14 vs MOD
Hits:4 (x2), Last, 8/27/14 @ LE
HR:2, 8/19/14 vs MOD
RBI:3 (x4) Last, 7/27/15 @ VIS
SB:2 (x5), Last, 7/8/15 vs BAK

Carbonell set the bar fairly high as a September call-up to the Flying Squirrels during their 2014 postseason run. In seven games, he hit .250 (7-for-28) and flashed his speed with a pair of triples and two stolen bases, while chipping in with two RBIs. Unfortunately, that didn't manifest in 2015 and the Cuban-born outfielder really struggled in 56 games with Richmond (AA). A June reassignment to San Jose (A+) produced a drastic uptick at the plate, although the Giants did designate Carbonell for assignment in mid-September. A week later, he was outrighted to Sacramento (AAA) where he could potentially start the season should he have a productive spring. The Giants gave Carbonell a four-year contract worth \$3.175 million out of the international signing pool when they inked him to a deal in June of 2014. With experience at all three outfield spots, he has the speed to patrol center although he's played more games in left than anywhere else. Carbonell's best chance might be as a fourth outfielder in Sacramento, but he probably needs more at-bats in Double-A to show that he truly belongs at the higher levels. With teams placing more of an emphasis on sabermetrics and situational baseball, he's worth paying attention to because of his baserunning ability. Carbonell was 9-for-10 on the bases in Richmond and added nine more steals on 16 attempts during his time with the SJ Giants.

2015

Played in 122 regular season games with Richmond (AA, 56 games) and San Jose (A+, 66 games) ... Started the season with the Flying Squirrels, where he had a hit in five of his first six games ... Hit just .146 (30-for-206) with Richmond, adding one home run and 12 runs batted in ... Assigned to San Jose on 6/23, closing out the season there with a .279 average (72-for-258), six home runs, and 27 runs batted in ... Finished the year 18-for-26 on stolen bases between the two levels ... Appeared in seven playoff games with San Jose, but totaled only three hits in 34 at-bats (.088 average) with 14 strikeouts.

2014

First year in Giants' organization ... Started the season with the AZL Giants (R) and finished the regular season in San Jose ... Saw playoff action with Richmond ... Went 32-for-93 (.344) with San Jose and had an OBP of .369 ... Played in seven playoff games for the Squirrels, going 7-for-28 (.250) with two triples and two RBIs ... Reported for the Arizona Fall League after the playoffs, hitting .190.

2013

Defected from Cuba and trained in the Dominican Republic, but didn't play professionally.

2009

Went pro in Cuba at age 18 and played in 190 games over the next four seasons with Ganaderos de Camaguey in the Cuban National Series, posting a .287 average.

PERSONAL & MISCELLANEOUS

Signed with the San Francisco Giants on June 6, 2014 ... Signed a four year contract worth 3.175 million dollars ... Entered the 2015 season ranked as the #14 prospect in the Giants system by *Baseball America*.

CARBONELL'S CAREER BATTING STATISTICS

Year	Team	League	ORG	AVG	G	AB	R	H	2B	3B	HR	RBI	BB	IBB	SO	SB	CS	OBP	SLG	OPS
2014	AZL Giants	SF	SF	.314	10	35	10	11	3	0	1	4	2	0	4	4	0	.368	.486	.854
2014	San Jose Giants	CAL	SF	.344	21	93	17	32	3	3	3	12	6	0	19	7	2	.390	.538	.928
2015	Richmond	EAS	SF	.146	56	206	18	30	3	2	1	12	4	0	53	9	1	.173	.194	.367
2015	San Jose Giants	CAL	SF	.279	66	258	35	72	14	2	6	27	13	0	51	9	7	.327	.419	.746
	Minor League Totals			.245	153	592	80	145	23	7	11	55	25	0	127	29	10	.288	.363	.651



Richmond Flying Squirrels

2016 FLYING SQUIRRELS



RHP Jose Casilla

Height/Weight:

6-1/210

Bats/Throws:

Right/Right

Born:

May 21, 1989 in Bani, DR

Resides:

Bani, DR

Acquired:

Signed by the Giants as a NDAFA
June 7th, 2006



THE CASILLA FILE

Flying Squirrels Debut:
4/10/14 vs ALT

Last Team:
Richmond Flying Squirrels

CAREER HIGHS:

IP (S):7.0, 7/25/07 vs DSL Rays

IP (R):3.1 (x2), Last, 6/6/14

@ REA

H:.....

8 (x3), Last, 6/13/13

@ VIS

Casilla established a career-high with 47 appearances in his second season with Richmond (AA), which was second only to Phil McCormick's 58. Casilla's never been a high-volume strikeout pitcher, but it didn't matter all that much as he led the Flying Squirrels with a 1.44 ERA in 56.1 IP. He now ranks fourth all-time in franchise history in ERA (2.80) and games pitched (88), which means that it's time for him to ascend to Sacramento (AAA). The organization has always been high on him, even after two mediocre seasons following Tommy John surgery which forced him to miss most of 2011 and all of 2012. Perhaps that patience has paid off, because now Casilla has shown that he's both healthy and ready to embrace whatever bullpen role he's given. His best bet is to stick in Sacramento, where he has the ability to slot in as a middle reliever or piggy-back a short starter. His breaking ball has generated lots of swings and misses while his fastball allows him to be effective for two innings at a clip with the proper rest. Casilla could return to Richmond if the Giants feel he has slipped into more of an organizational role, however it feels as though he has earned the right to prove himself at the next level. He should get there at some point in 2016.

2015

Pitched in a career-high 47 games with Richmond (AA) ... Lowered his Eastern League ERA from 3.97 to a team-leading 1.44 in his second full season with the Flying Squirrels ... Allowed two or more runs just twice during the season on 5/16 and 8/27 ... Pitched to a 0.70 ERA against right-handed hitters and a 3.06 ERA against left-handed hitters ... Went 4-2 with a 0.28 ERA in 22 appearances at The Diamond.

2014

Played first year in Richmond ... Threw in relief in 41 games ... Fourth on the team in pitching appearances ... Went five games without giving up a hit from 6/11-26 ... Notched wins in back to back games on 6/4 against Trenton and 6/6 in Reading.

2013

Made season debut on 5/11 with San Jose (A+) ... Pitched in 43 games and went 3-7 with a 3.22 ERA, adding five saves in 10 opportunities.

2012

Did not pitch due to Tommy John Surgery.

2011

Started season in San Jose ... Was limited to just 12.1 innings of work due to elbow injury.

2010

Spent first full professional season with Low-A Augusta ... Selected as a South Atlantic League Mid-Season All-Star ... Led the GreenJackets staff with 14 saves ... Posted a razor-thin 1.16 ERA over 54.1 innings of work ... Had a 41-to-17 strikeout-to-walk ratio.

2009

Spent entire season with Salem-Keizer (A-) ... Was second in the Northwest League with 12 saves ... Led team and had a league-second 23 games finished ... Finished the season with a 1.67 ERA ... Struck out 31 batters over 27.0 IP ... Did not allow an earned run in 21 of 25 games.

PERSONAL & MISCELLANEOUS

From Bani, Dominican Republic ... Younger brother of Giants reliever Santiago Casilla ... Signed by the Giants as a non-drafted free agent on June 7, 2006 ... Was released in 2011 to clear a spot on the Giants' 40-man roster, but was re-signed shortly after.

CASILLA'S CAREER PITCHING STATISTICS

Year	Team	League	ORG	W	L	PCT	ERA	G	GS	CG	SHO	SV	SVO	IP	H	R	ER	HR	HB	BB	IBB	SO	WP	AVG	
2006	DSL Giants	DSL	SF	1	0	1.000	2.00	2	2	0	0	0	0	9.0	8	2	2	1	0	4	0	11	0	.235	
2007	DSL Giants	DSL	SF	6	3	.667	3.76	16	14	0	0	0	0	69.1	58	32	29	0	7	22	0	58	1	.212	
2008	AZL Giants	AZL	SF	3	0	.750	1.59	6	5	0	0	0	0	22.2	19	10	4	1	2	1	0	19	1	.216	
2008	Salem-Keizer	NOR	SF	0	0	---	2.70	2	0	0	0	0	0	3.1	4	1	1	0	1	1	0	4	0	.308	
2009	Salem-Keizer	NOR	SF	1	1	.500	1.67	25	0	0	0	0	12	13	27.0	22	8	5	0	1	9	1	31	3	.210
2010	Augusta	SAL	SF	4	1	.800	1.16	46	0	0	0	0	14	18	54.1	40	9	7	0	3	17	1	41	5	.214
2011	San Jose Giants	CAL	SF	0	4	.000	9.49	11	0	0	0	0	1	2	12.1	17	13	13	1	0	6	1	4	0	.354
2013	San Jose Giants	CAL	SF	3	7	.300	3.22	43	2	0	0	0	5	10	67.0	74	28	24	3	3	13	0	48	5	.276
2014	Richmond	EAS	SF	4	1	.800	3.97	41	0	0	0	0	2	65.2	57	30	29	5	6	22	3	39	4	.237	
2015	Richmond	EAS	SF	4	5	.444	1.44	47	0	0	0	0	3	5	56.1	54	17	9	0	7	18	3	32	2	.266
Minor League Totals				26	23	.531	2.86	239	23	0	0	35	50	387.0	353	150	123	11	30	113	9	287	21	.243	

Organization

2016 Flying Squirrels

2015: In Review

History & Records

Eastern League

SF Giants

General Info

2016 FLYING SQUIRRELS



of Hunter Cole

Height/Weight: 6-1/195
Bats/Throws: Right/Right
Born: October 3, 1992 in Spartanburg, SC
Resides: Moore, SC
Acquired: Selected by the Giants in the 26th Round
 2014 MLB June Draft



THE COLE FILE

Flying Squirrels Debut:
 6/27/15 @ NBR

Last Team:
 Richmond Flying Squirrels

CAREER HIGHS:

Runs:.....3, 8/12/14 vs HIL
Hits:.....4 (x3), Last, 7/23/15 vs ERI
HR:.....2, 8/26/14 @ SPO
RBI:.....4, 6/12/15 @ HD
SB:.....1 (Many), Last, 7/24/15 @ ERI

2015

Split time between Augusta (A, 10 games), San Jose (A+, 54 games), and Richmond (AA, 51 games) ... Named to the California League Midseason All-Star team and finished with a .301 batting average, 22 extra-base hits, and 37 runs batted in across 217 at-bats with San Jose ... Made his Double-A debut on 6/27 in New Britain ... Had a 10-game hitting streak from 7/17-28 and followed it with a nine-game hitting streak from 7/30-8/8 ... Batted .292 with 23 extra-base hits and 21 runs batted in across 192 at-bats with Richmond ... Ranked as the organization's #17 prospect by MLB.com during the 2015 season.

2014

Made his professional debut with the AZL Giants (R) on 7/26 against the AZL D-Backs, finishing 3-for-5 with a run batted in and a stolen base in his first game ... Assigned to Salem-Keizer (A-) on 7/29 and played in 27 games there for the remainder of the season ... Hit .239 with four home runs and 10 RBIs in the Northwest League.

PERSONAL & MISCELLANEOUS

Selected by the Giants in the 26th round of the 2014 June Draft out of the University of Georgia after his junior year... Officially signed for \$150,000 on July 18, the final day for draftees to ink their contracts ... Career .300 hitter in 155 collegiate starts, adding 14 home runs, 36 doubles, and 87 runs batted in ... Was a three-time SEC Spring Academic Honor Roll member ... Named a Louisville Slugger Freshman All-American in 2012 by Collegiate Baseball newspaper and was an All-SEC Freshman team selection ... Top-ranked prep player in South Carolina and 28th in the country according to Perfect Game's national rankings ... Was a 2011 Rawlings 1st Team All-American at Dorman High School in Roebuck, SC ... Made Sports Illustrated's "Faces In the Crowd," on August 23, 2010 after being named MVP of the World Wood Bat Association 17U National Championship.

COLE'S CAREER HITTING STATISTICS

Year	Team	ORG	AVG	G	AB	R	H	2B	3B	HR	RBI	BB	IBB	SO	SB	CS	OBP	SLG	OPS
2014	AZL Giants	SF	.444	2	9	2	4	1	0	0	1	0	0	1	1	0	.444	.556	1.000
2014	Salem-Keizer	SF	.239	27	92	17	22	5	0	4	10	8	0	20	1	0	.311	.424	.735
2015	Augusta	SF	.275	10	40	4	11	6	0	0	5	5	0	12	2	1	.370	.425	.795
2015	San Jose Giants	SF	.313	54	217	28	68	11	5	6	37	19	0	42	4	3	.373	.493	.866
2015	Richmond	SF	.292	51	192	23	56	16	4	3	21	14	0	46	1	1	.338	.464	.802
	Minor League Totals		.293	144	550	74	161	39	9	13	74	46	0	121	9	5	.351	.467	.818



Richmond Flying Squirrels

2016 FLYING SQUIRRELS



RHP Kyle Crick

Height/Weight: 6-4/220
Bats/Throws: Right/Right
Born: November 30, 1992 in Sherman, TX
Resides: Sherman, TX
Acquired: Selected by the Giants in the 1st (S) Round
 2011 MLB June Draft



THE CRICK FILE

Flying Squirrels Debut:
 4/6/14 @ NBR

Last Team:
 Richmond Flying Squirrels

CAREER HIGHS:

IP (S):7.0 (x3), Last, 8/29/13 vs VIS
IP (R):2.0, 9/2/12 @ CSC
H:9 (x3), Last, 7/13/14 @ BOW
BB:6 (x4), Last, 6/6/15 @ NH
SO:11 (x3), Last, 7/25/14 @ ERI

2015 marked a turning point in Crick's career as the righthander brought his electric fastball to the Flying Squirrels bullpen for his final 25 appearances starting on July 1. His pedigree and talent have never been a question, but his control got worse during his second full season in the Eastern League. He's been a strikeout machine since the Giants took him 49th overall in 2011 as the compensation pick they received for losing Juan Uribe to the Dodgers. Seeing as he won't turn 24 until November, there's still time for Crick to turn things around after walking 127 batters in 153.1 IP over the last two seasons with Richmond (AA). Quality starting pitching is so hard to come by, which is why the organization won't be giving up on Crick anytime soon. However, it seems that 2016 is extremely important for the Texan to not only put it all together, but to finally assert himself in whatever role he's chosen for. This is also the first season he wasn't included amongst the Giants' top prospects by Baseball America, which placed him in the top-10 the last four seasons, including consecutive #1 selections in 2012 and 2013. Maybe that will be all the motivation Crick needs to have a bounce back year, presumably back in Richmond (AA). If he finds his control, he could move quickly to Sacramento (AAA) and it's scary to think about what he could accomplish if his changeup and breaking ball finally develop to the point where he has a consistent three-pitch mix. For now the objective is to throw strikes.

2015

Led the Eastern League with 66 walks in 63.0 innings pitched ... Struck out 73 batters while holding the opposition to a .208 average against ... Made 11 starts before moving into the bullpen for his final 25 appearances on 7/1.

2014

Played entire season with Richmond (AA) ... Saw action in 23 games, starting 22 of them ... Was the pitcher of record for 13 games, going 6-7 with a 3.79 ERA ... Went a season-high six innings four times last year, going 2-1 in those four games ... Right-handed and left-handed hitters were pretty even against Crick, hitting .232 and .235 respectively.

2013

Pitched entire season with San Jose (A+) ... Was selected to represent San Francisco in the prestigious MLB All-Star Futures game ... Led starting staff with 1.57 ERA over 14 starts ... Threw a season-high seven shutout innings, allowing two hits with 11 strikeouts vs Visalia on 8/29 ... Allowed a single home run in 68.2 IP ... Named California League Pitcher of the Week on September 3 ... Had a 2.44:1 strikeout-to-walk ratio ... Picked up the win in game two of the CAL Division Finals against Visalia on 9/8 (7.0 IP, 0 ER, 8 SO).

2012

Spent entire season in Augusta (A) ... Allowed just one (1) HR in 111.1 innings pitched ... Was South Atlantic League Pitcher of the Week for week ending 6/10 ... Started 22 games and made one (1) relief appearance on 9/2 ... Tossed a career-high seven shutout innings, allowing one hit with 10 strikeouts vs Greensboro on 6/7 ... Almost repeated that performance nearly two months later on 8/1 vs Rome (7IP, 0R, 1H, 7K). ... Finished 5th in SAL in strikeouts (128) and 4th in walks allowed (67) ... Rated as having the best breaking ball in the South Atlantic League following the season.

2011

Made seven relief appearances with the AZL Giants (R) ... Made professional debut on 7/20 against the AZL Rangers ... Earned first career win on 7/23 with 1.2 scoreless innings ... Did not allow a run in five of seven outings.

PERSONAL & MISCELLANEOUS

Selected in the 1st round (supplemental) of the 2011 June Draft out of Sherman High School (Texas) ... Supplemental pick for loss of Juan Uribe ... Rated by *Baseball America* as having the best fastball in Giants' organization entering 2013 ... Rated best breaking pitch in South Atlantic League following 2012 season ... Entered 2014 as the #1 ranked prospect in the organization according to *Baseball America* for the second consecutive season ... Played mostly first base in high school ... Was committed to Texas Christian University (TCU), but signed with the Giants for \$900,000.

CRICK'S CAREER PITCHING STATISTICS

Year	Team	League	ORG	W	L	PCT	ERA	G	GS	CG	SHO	SV	SVO	IP	H	R	ER	HR	HB	BB	SO	WP	AVG
2011	AZL Giants	AZL	SF	1	0	1.000	6.43	7	0	0	0	0	0	7.0	9	8	5	0	1	8	8	2	.321
2012	Augusta	SAL	SF	7	6	.538	2.51	23	22	0	0	0	0	111.1	75	39	31	1	12	67	128	13	.193
2013	San Jose Giants	CAL	SF	3	1	.750	1.57	14	14	0	0	0	0	68.2	48	20	12	1	1	39	95	8	.201
2014	Richmond	EAS	SF	6	7	.462	3.79	23	22	0	0	0	0	90.1	78	42	38	7	1	61	111	12	.234
2015	Richmond	EAS	SF	3	4	.429	3.29	36	11	0	0	0	0	63.0	47	26	23	2	7	66	73	6	.208
Minor League Totals				20	18	.526	2.88	103	69	0	0	0	0	340.1	257	135	109	11	22	241	415	41	.212

Organization

2016 Flying Squirrels

2015: In Review

History & Records

Eastern League

SF Giants

General Info

2016 FLYING SQUIRRELS

Organization

2016 Flying Squirrels

2015: In Review

History & Records

Eastern League

SF Giants

General Info



INF Mitch Delfino

Height/Weight: 6-3/200
Bats/Throws: Right/Right
Born: January 13, 1991 in Santa Rosa, CA
Resides: Cloverdale, CA
Acquired: Selected by the Giants in the 20th Round
 2012 MLB June Draft



THE DELFINO FILE

Flying Squirrels Debut:
 9/3/14 @ AKR

Last Team:
 Richmond Flying Squirrels

CAREER HIGHS:

Runs:.....3 (Many), Last, 5/3/15 @ NBR
Hits:.....4 (x4), Last, 6/6/15 @ NH
HR:.....2, 4/9/14 @ LAN
RBI:.....6, 4/26/13 @ LEX
SB:.....1 (Many), Last, 6/12/15 vs ERI

It's been a steady climb for Delfino as he's gone step-by-step through the organization and appeared in at least 122 games for three straight seasons. After making his Double-A debut with Richmond during the 2014 playoffs, he returned to the River City for a full season at third base in 2015. As expected, his power numbers dropped off while facing better pitching and playing his home games at the traditionally pitcher-friendly Diamond. The Flying Squirrels might have been asking a lot of Delfino to get a majority of his at-bats in the cleanup spot, because he's better suited long term in the lower-half of the batting order. He watched his home run and RBI totals dip after averaging 12 home runs and 76 runs batted in over the previous two seasons. The encouraging news is that he never seemed overwhelmed, and he actually lowered his strikeout total with Richmond (AA). Although he committed a career-high 21 errors at third base, his fielding percentage of .944 led all Eastern League third basemen. Therefore, he might be open to the idea of trying a new position or two in the spring to open more eyes and make his stock more appealing. If Delfino is fully recovered from a late-season shoulder injury he could be at third again for the Flying Squirrels to start the year. At some point he will have to battle for time with up and coming prospect Ryder Jones.

2015

Played the entire season in Richmond (AA), finishing third on the team with 114 hits and 45 runs scored ... Ranked second behind Ricky Oropesa with 494 plate appearances in 124 games ... Reached base safely in 17 consecutive home games from 5/10-6/21, batting .288 (17-for-59) with five RBIs and seven runs scored during that streak ... Had 30 multi-hit games during the season.

2014

Spent the entire regular season with San Jose (A+) ... Appeared in 131 games with San Jose ... Went 154-for-533 (.289) ... Was 4th in at bats in the California League with 533 ... Finished 2nd on the team in RBIs with 77 ... Hit 13 home runs with San Jose, ranking him 3rd on the team ... Was promoted to Richmond (AA) for the Eastern League playoffs ... Appeared in 4 games at third base in the postseason.

2013

Played in 122 games for Low-A Augusta ... Named a South Atlantic League Mid-Season All-Star ... Led team in hits (129), doubles (25), home runs (13) and RBI (76) ... Hit a grand slam on 4/26 in Lexington, collecting a career-high six (6) RBI ... Strung together an 11-game hitting streak from 8/19-8/30, six (6) of which were multi-hit games ... Was added to San Jose's playoff roster.

2012

Split first professional season between the AZL Giants (R) and Salem-Keizer (A-) ... Batted .208 with seven runs before being assigned to the Volcanoes roster ... Had a .358 average at home, compared to .186 on the road ... Was second on the team with 12 doubles ... Went 3-for-4 with two (2) RBI on 7/13 vs Yakima.

PERSONAL & MISCELLANEOUS

Selected by Giants in the 20th round of the 2012 June Draft ... Was teammates with current Giants' prospect Joe Kurrasch at the University of California-Berkeley ... Hit first career grand slam as a sophomore against Utah ... Attended Cloverdale High School (CA) ... Was Cal Hi Sports Division V Male Athlete of the Year in 2009 after batting .591 with 10 doubles, five triples, five home runs, and 35 RBI.

DELFINO'S CAREER BATTING STATISTICS

Year	Team	League	ORG	AVG	G	AB	R	H	2B	3B	HR	RBI	BB	IBB	SO	SB	CS	OBP	SLG	OPS
2012	AZL Giants	AZL	SF	.208	12	48	7	10	6	0	0	2	4	0	6	2	0	.283	.333	.616
2012	Salem-Keizer	NOR	SF	.269	41	167	15	45	12	0	0	19	9	0	34	2	0	.315	.341	.656
2013	Augusta	SAL	SF	.270	122	477	63	129	25	2	13	76	35	0	76	4	4	.324	.413	.737
2014	San Jose Giants	CAL	SF	.289	131	533	78	154	28	4	12	77	34	4	77	5	2	.333	.424	.757
2015	Richmond	EAS	SF	.256	124	445	45	114	17	1	3	42	41	0	72	4	2	.316	.319	.635
	Minor League Totals			.271	430	1670	208	452	88	7	28	216	123	4	265	17	8	.323	.382	.705



Richmond Flying Squirrels

2016 FLYING SQUIRRELS



LHP Carlos Diaz

Height/Weight: 6-2/176
Bats/Throws: Left/Left
Born: November 18, 1993 in Monteria, Colombia
Resides: Monteria, Colombia
Acquired: Signed by the Giants as a NDAFA March 15, 2011



THE DIAZ FILE

Flying Squirrels Debut:
6/22/15 vs NBR

Last Team:
San Jose Giants

CAREER HIGHS:

IP (S): 8.0, 6/11/14 @ ROM
IP (R): 4.0 (x2), Last, 9/1/14 vs CSC
H: 8 (Many), Last, 6/30/14 @ LEX
BB: 5 (x3), Last, 7/6/14 vs GVL
SO: 13, 8/23/12 vs DSL Mets

Diaz enjoyed a remarkable season in Augusta (A) after solely pitching in relief for the first time in his career. Showing that his repertoire plays better in the bullpen, he was able to match his 2014 strikeout total despite decreasing his workload by nearly half Diaz made his Double-A debut on June 22 in a spot appearance against New Britain, but was one-and-done with the Flying Squirrels before returning to the South Atlantic League. He helped anchor the GreenJackets' bullpen by leading all relievers with a 1.63 ERA and a 1.05 WHIP. Unfortunately for Diaz, those numbers did not carry over into September when he earned a promotion to San Jose (A+) for the California League playoffs. He did pick up the win with a scoreless 13th inning in Game 4 of the Division Finals against Visalia, but allowed a sum of six runs on nine hits in just 3.2 IP with the SJ Giants. Diaz figures to factor into the Flying Squirrels plans at some point down the road, but it's probably not going to happen right away this season. He'll need to show he belongs in San Jose for awhile before he's ready to make the jump back to Double-A, where he can slot in as a matchup-based middle reliever. His splits last year, however, are a bit odd because he fared better against right-handed hitters, which is usually a product of a good changeup and two-seam movement on a fastball.

2015

Made a career-high 41 appearances during the regular season, including 40 with Augusta (A) ... Finished with 75 strikeouts and 17 walks in 55.1 IP in the South Atlantic League ... Didn't allow a run in his last nine outings with the GreenJackets in a span of 12.1 IP ... Made his Double-A debut on 6/22 against New Britain, allowing one earned run on three hits in 2.1 IP ... Was called up to help Richmond during a stretch where they played 30 games in 29 days without a day off leading into the All-Star break ... Assigned to San Jose (A+) and made his California League debut on 9/9 in the first game of the playoffs against Stockton ... Suffered the loss in game one of the Division Finals against Visalia but earned the win in game four which forced a deciding fifth game.

2014

Spent the entire season in Low-A Augusta where he split time between the starting rotation and bullpen ... Made 13 starts in his first 14 appearances before settling into the bullpen for the remainder of the season starting on 7/9 ... Went 6-6 with a 4.16 ERA in a career-high 101.2 IP.

2013

Made his U.S. debut with the AZL Giants (R), going 2-3 with a 4.99 ERA in 12 appearances, including 11 starts ... Struck out 51 batters in 39.2 IP.

2012

Led the DSL Giants rotation with eight wins while tying for the team-lead with 14 starts ... Finished second in the league with 80.1 IP.

2011

Spent his entire rookie season with the DSL Giants, making six starts and four relief appearances ... Went 2-2 with a 3.31 ERA in 35.1 IP ... Didn't throw more than 4.2 IP in his first seven professional appearances.

PERSONAL & MISCELLANEOUS

Born Carlos Mario Diaz in Monteria, Cordoba, Colombia ... Signed as an international free agent on March 15, 2011.

DIAZ'S CAREER PITCHING STATISTICS

Year	Team	ORG	W	LPCT	ERA	G	GS	CG	SHO	SV	SVO	IP	H	R	ER	HR	HB	BB	SO	WP	BK	AVG
2011	DSL Giants	SF	2	2,500	3.31	10	6	1	1	0	0	35.1	30	16	13	0	1	14	21	0	0	.226
2012	DSL Giants	SF	8	2,800	2.91	15	14	0	0	0	0	80.1	64	35	24	2	7	20	68	9	2	.225
2013	AZL Giants	SF	2	3,400	4.99	16	11	0	0	0	0	39.2	43	26	22	1	2	21	51	1	3	.283
2014	Augusta	SF	6	6,500	4.16	29	14	0	0	0	0	101.2	105	53	47	5	10	37	76	11	1	.269
2015	Richmond	SF	0	0	3.86	1	0	0	0	0	0	2.1	3	1	1	0	0	2	1	0	0	.333
2015	Augusta	SF	4	3,571	1.63	40	0	0	0	0	0	95.5	41	17	10	2	3	17	75	6	0	.206
Minor League Totals			22	16	.579	3.40	107	45	1	1	5	9314.2	286	148	119	10	23	111	292	27	6	.245

2016 FLYING SQUIRRELS

Organization

2016 Flying Squirrels

2015: In Review

History & Records

Eastern League

SF Giants

General Info



of Johneshwy Fargas

Height/Weight: 6-1/170
Bats/Throws: Right/Right
Born: December 15, 1994 in Carolina, PR
Resides: Trujillo, PR
Acquired: Selected by the Giants in the 11th Round
 2013 MLB June Draft



THE FARGAS FILE

Flying Squirrels Debut:
N/A

Last Team:
Augusta GreenJackets

CAREER HIGHS:

Runs:..... 3 (x2), Last, 7/22/15 vs GVL
Hits:3 (Many), Last, 8/3/15 vs. LEX
HR:...1 (Many), Last, 7/7/15vs KAN
RBI:.....4, 8/22/14 @ TRI
SB:.....4 (x2), Last, 7/3/15 @ SAV

Fargas enjoyed a nice year during his first full season in Augusta (A) in 2015, although his offensive numbers dipped during the second half after playing in just 79 games at the lower levels during his first two seasons. If not for Yankees prospect Jorge Mateo (71 steals), he would have ran away with the league's stolen base crown as he finished with 59 steals to rank fourth in all of minor league baseball. Considered a very raw prospect when the Giants selected him, he was in center field for nearly the entire season and showed off enough range that his development should continue. Fargas had six outfield assists, which is pretty good by center field standards. Ideally, the organization hopes it found another Angel Pagán, who also hails from Puerto Rico by way of Rio Piedras, but is listed at 200 pounds. This is where Fargas will need to concentrate his efforts as he continues his career, because he'll need to add more weight to his slender frame. He's shown a decent ability to get on base, but has to show a little more pop at the plate because his stolen base totals should decrease by each level he advances. Although it's unlikely that Fargas makes his way to Richmond (AA) in 2016, he should get a lot of time in center field in San Jose (A+). And if he can sustain a full season's worth of production in the hitter-friendly California League while setting 30-35 stolen bases as the goal, he might venture into prospect territory in 2017.

2015

Spent the entire season in Augusta (A) and played in a career-high 102 games ... Named a South Atlantic League Midseason All-Star, and finished 59-for-78 (76%) on stolen bases to lead the organization ... Hit .293 in the first half of the season and .260 in the second half to balance out a .278 average ... Batted .338 (44-for-130) against LHP and .250 (70-for-280) against RHP ... Had 34 multi-hit games ... Finished a perfect 4-for-4 on the bases in two games in Charleston on 4/13 and Savannah on 7/3 ... Had 11 games with two or more stolen bases, and wasn't caught once in those games ... Had a 15-game hitting streak at home from 7/5 to 8/8.

2014

Played in 49 games with Salem-Keizer (A-), batting .240 with three home runs and 13 runs batted in ... Converted 15-of-21 stolen base attempts and scored 33 runs ... Finished with a .373 on-base percentage ... Spent the winter playing for the Gigantes de Carolina in the Puerto Rican Winter League ... Finished 6-for-26 (.231) in 21 games.

2013

Debuted with the AZL Giants (R) on 7/2 shortly after being drafted in June ... Hit .299 (23-for-77) and scored 21 runs in 30 games ... Added eight stolen bases on 11 attempts ... Played in eight games with Carolina in the Puerto Rican Winter League during the offseason ... Went hitless in seven at-bats but scored five runs.

PERSONAL & MISCELLANEOUS

Born Johneshwy Ali Fargas in Trujillo Alto, Puerto Rico ... Was one of three draft picks selected in the 11th round of the 2013 June Draft out of the Puerto Rico Baseball Academy ... Became the fifth Giants draft pick taken from the academy, and the highest overall with the 342nd pick ... Signed for \$100,000.

FARGAS' CAREER BATTING STATISTICS

Year	Team	League	ORG	AVG	G	AB	R	H	2B	3B	HR	RBI	BB	IBB	SO	SB	CS	OBP	SLG	OPS
2013	AZL Giants	AZL	SF	.299	30	77	21	23	4	0	0	2	9	0	11	8	3	.393	.351	.744
2014	Salem-Keizer	NOR	SF	.240	49	167	33	40	6	0	3	13	24	0	27	15	6	.373	.329	.702
2015	Augusta	SAL	SF	.278	102	410	71	114	19	2	2	35	28	0	65	59	19	.347	.349	.696
	Minor League Totals			.271	181	654	125	177	29	2	5	50	61	0	103	82	28	.360	.344	.704



Richmond Flying Squirrels



RHP Jason Forjet

Height/Weight: 6-2/180
Bats/Throws: Right/Right
Born: January 4, 1990 in Hollywood, FL
Resides: Pembroke Pines, FL
Acquired: Selected by the Giants in the 31st Round
 2012 MLB June Draft



Forjet has quietly built a sturdy reputation for himself with pretty good numbers through the first four seasons of his career. The one blemish was his 2013 season in San Jose (A+) where he pitched to a career-worst 4.52 ERA, while California League hitters batted .280 against him. It's what prompted a demotion of sorts to Salem-Keizer (A-) in 2014, and Forjet bounced back by going 7-1 with a 3.10 ERA while averaging a strikeout per inning. Last season resulted in another seven-win season for the Floridian, whose second chance with San Jose produced a 2.67 ERA while spending time in the rotation and bullpen. Although he only logged 16.1 innings as a reliever, Forjet lowered his opponents' batting average against him 28 points to .219 when pitching in relief in his first nine appearances. He capped his season by winning his first Pitcher of the Week award on September 7, and then winning his first postseason start two days later in the SJ Giants' first playoff game against Stockton. With no more room to grow in High-A, it's time for Forjet to make the jump to Richmond (AA) where he can once again serve as a starter or reliever. His arsenal might play better in the bullpen based on his career numbers (254.1 IP – 247 hits allowed/234 strikeouts/61 walks). If he can learn how to pitch on the corners and generate more swings that lead to outs, he could become a reliable arm for the Flying Squirrels.

THE FORJET FILE

Flying Squirrels Debut:
N/A

Last Team:
San Jose Giants

CAREER HIGHS:

IP (S):8.0, 9/11/15 vs MOD
IP (R):4.1 (x2), Last, 8/30/14 @ BOI
H:13, 7/4/15 vs VIS
BB:4, 6/9/13 vs LAN
SO:11, 7/23/14 vs SPO

2015

Made 23 appearances (14 starts) in San Jose (A+), where he ranked second on the team with seven wins ... Pitched to a 2.67 ERA in a career-high 94.1 IP, and led all starters with a 1.11 WHIP ... Spent three weeks on the disabled list during the first half ... Won his last three starts during the regular season, pitching eight scoreless innings for the first time and striking out a season-high 10 in his final start on 9/1 against Modesto ... Went 1-0 in his first two career postseason starts, pitching five innings in a win against Stockton and a no decision against Visalia.

2014

Pitched the entire season with Salem-Keizer (A-) ... Led the Northwest League in wins with seven ... Led the Northwest League in strikeouts with 87 ... His 2.70 ERA was the lowest among qualifying starters ... Gave up a season-low three hits in six innings of work on 8/9 against Boise.

2013

Skipped two levels to spend season with Advanced-A San Jose ... Threw 63.2 innings, both as a starter and out of the bullpen ... Struck out a career-high eight (8) batters on 6/3 in Modesto, allowing no runs on two (2) hits ... Compiled a pre-All Star break ERA of 2.42, compared to a 5.66 ERA during the second half of the season.

2012

Pitched in seven (7) games for the AZL Giants (R), including one (1) start.

PERSONAL & MISCELLANEOUS

Selected by the Giants in the 31st round of the 2012 June Draft ... Attended Nova High School (FL) ... Graduated from Florida Gulf Coast University ... Led team with 15 starts as a senior ... Threw two (2) complete games during his college career ... Was a four-time Atlantic Sun All-Academic selection ... Selected to Atlantic Sun All-Tournament Team in 2012.

FORJET'S CAREER PITCHING STATISTICS

Year	Team	League	ORG	W	L	PCT	ERA	G	GS	CG	SHO	SV	SVO	IP	H	R	ER	HR	HB	BB	SO	WP	AVG
2012	AZL Giants	AZL	SF	0	0	--	1.93	7	1	0	0	2	3	9.1	7	2	2	0	0	2	6	0	.233
2013	San Jose Giants	CAL	SF	4	3	.571	4.52	19	10	0	0	0	0	63.2	69	34	32	8	2	25	55	3	.280
2014	Salem-Keizer	NOR	SF	7	1	.875	3.10	15	14	0	0	0	0	87.0	84	33	30	6	6	16	87	7	.257
2015	San Jose Giants	CAL	SF	7	4	.636	2.67	23	14	0	0	0	0	94.1	87	30	28	6	6	18	86	3	.242
	Minor League Totals			18	8	.692	3.26	64	39	0	0	2	3	254.1	247	99	92	20	14	61	234	13	.257

2016 FLYING SQUIRRELS

Organization

2016 Flying Squirrels

2015: In Review

History & Records

Eastern League

SF Giants

General Info



LHP Matt Gage

Height/Weight: 6-4/240
Bats/Throws: Right/Left
Born: February 11, 1993 in Niskayuna, NY
Resides: Johnstown, NY
Acquired: Selected by the Giants in the 10th Round
 2014 MLB June Draft



THE GAGE FILE

Flying Squirrels Debut:
 7/17/15 vs ALT

Last Team:
 Richmond Flying Squirrels

CAREER HIGHS:

IP (S):.....7.2, 7/4/15 vs KAN
IP (R):....4.0, 7/31/14 vs AZLAngels
H:.....9 (x3), Last, 6/6/15 vs LEX
BB:.....3, 8/10/14 @ AZL White Sox
SO:.....9 (x2), Last, 7/10/15 vs ROM

Always a commanding presence on the mound, Gage got to Double-A rather quickly after being drafted in the 10th round in 2014 out of Siena. Although his numbers in his first full professional season weren't anything spectacular, the lefthander showed enough in 15 starts with Augusta (A) to earn a call-up on July 17. However, he skipped San Jose (A+) and headed straight to Richmond (AA) where he'd make seven more starts to close out the season. An ankle injury in late August sent him to the disabled list for a week, but he made three more appearances, including his only two out of the bullpen. Gage doesn't really come to mind when thinking about the Flying Squirrels' staff from a year ago, which shouldn't come as a surprise given that he was thrust into a fairly prominent role after skipping a level. He pitched to a 4.27 ERA for the season while allowing more than a hit per inning, but exhibited pretty good control at both levels. That experience should serve him very well as he enters his second full season, especially since he's only 23 years old. Gage is an interesting case because his performance in the spring will really factor into where he opens the 2016 season. Does the organization feel he needs some experience in the California League with San Jose? Or did he do enough in the second half last season to crack Richmond's rotation as the third or fourth starter? Only time will tell.

2015

Started the season in Augusta (A) and pitched at least five innings in 11 of his 15 starts ... Took a no decision on 7/4 against Kannapolis, throwing 7.2 scoreless IP while allowing three hits and striking out six ... Followed that start with 7.0 scoreless innings in a win against Rome on 7/10, allowing three hits and a walk while matching a career-high with nine strikeouts ... Named South Atlantic League Pitcher of the Week on 7/13 ... Made his Richmond (AA) debut on 7/17 and won his first two starts against Altoona and Erie ... Went 5+ IP in six of his nine appearances with the Flying Squirrels.

2014

Spent his entire rookie season with the AZL Giants (R) and pitched in relief in his first six professional appearances ... Won his only two decisions in July while coming out of the bullpen against the AZL Marlins and AZL Angels ... Started six of his last seven games during the regular season but never pitched more than four innings ... Went 5.0 innings for the first time in his career on 9/1 in the Arizona League Championship against the AZL Indians, suffering the loss despite allowing just one run on five hits while striking out five in a 14-0 Indians win.

PERSONAL & MISCELLANEOUS

Selected by the Giants in 10th round of 2014 June Draft ... Attended Broadalbin-Perth High School (NY) where he lettered in baseball, basketball, and soccer ... Pitched collegiately at Siena, where he broke his own program single-season record with 90 strikeouts as a junior in 2014 ... Finished with 212 strikeouts in his career, which ranks second in school history ... Went 4-7 and had a 4.50 ERA during his final season, hurling four complete games in 16 starts as the Saints won their fifth MAAC Championship and first since 1999 ... Threw 10 innings and 130 pitches, allowing just one earned run in a no decision against Fairfield at the MAAC Tournament (lost 5-3 in 12 innings) ... Made his final collegiate start in Siena's first NCAA Tournament game in 15 years, throwing 9.0 innings of one-run ball in a no-decision against Brandon Finnegan (17th overall pick in 2014, Royals) and TCU at the Fort Worth Regional (lost 2-1 in 11 innings) ... Was named to the All-Fort Worth Regional Tournament Team for his efforts ... Was a First Team All-MAAC selection following his sophomore season in 2013 and then pitched with the Chatham Anglers that summer, where he was named an All-Star in the Cape Cod League ... Nickname at Siena was "Gidgmo" ... Majored in management.

GAGE'S CAREER PITCHING STATISTICS

Year	Team	League	ORG	W	L	PCT	ERA	G	GS	CG	SHO	SV	SVO	IP	H	R	ER	HR	HB	BB	SO	WP	AVG
2014	AZL Giants	AZL	SF	2	0	1.000	1.89	13	6	0	0	0	0	33.1	27	8	7	1	0	8	32	6	.225
2015	Augusta	SAL	SF	4	4	.500	4.07	15	15	0	0	0	0	77.1	87	43	35	3	1	13	71	3	
.290																							
2015	Richmond	EAS	SF	2	3	.400	4.66	9	7	0	0	0	0	38.2	39	21	20	2	0	10	30	0	.262
	Minor League Totals			8	7	.533	3.74	37	28	0	0	0	0	149.1	153	72	62	6	1	31	133	9	.269



Richmond Flying Squirrels



OF Seth Harrison

Height/Weight: 6-0/200
Bats/Throws: Right/Right
Born: July 22, 1992 in Houston, TX
Resides: Houston, TX
Acquired: Selected by the Giants in the 7th Round 2014 MLB June Draft



THE HARRISON FILE

Flying Squirrels Debut: N/A

Last Team: San Jose Giants

CAREER HIGHS:

Runs:.....3 (x2), Last, 6/10/15 vs BAK
Hits:.....3 (Many), Last, 9/14/15 vs VIS
HR:.....1 (x4), Last, 8/4/15 @ MOD
RBI:.....6, 6/19/15 vs IE
SB:.....3, 8/23/14 vs TRI

A May call-up to San Jose (A+) last season began as a promising sign for Harrison, who got off to a great start by hitting .283 in his first 32 games. However, trouble soon followed and his average plummeted to .212 by season's end after he hit below .200 in each of the last two months of the season. The Giants are now hoping that his offense catches up to his defense because Harrison's actually done a fine job while spending most of his first two seasons in center field. A reason for optimism is Harrison's numbers during the SJ Giants postseason run to the California League Finals, where he hit .314 (11-for-35) and scored five runs in 11 games. He won't turn 24 until the end of July, and an arrival in Richmond (AA) at some point would certainly be a nice jump for the Houston native. A .228 career average certainly doesn't strike fear into anyone, but it's simply way too early to judge Harrison in just 155 career games. Another extended run in San Jose should give him some time to regain his confidence in a league he's familiar in, while looking to improve his power numbers in the inviting West Coast air. There's a good chance he spends the entire season in San Jose, although he could be a candidate for a late call-up to Richmond in the event that help is needed in the outfield.

2015

Opened the season in Augusta (A) where he registered a hit in 16 of his first 22 games (22-for-87, .253) ... Drove in six runs and went for 6-for-10 on stolen bases while scoring 11 times ... Assigned to San Jose (A+) on 5/22, where he'd finish out the season ... Went 3-for-5 with a double, two RBIs, and a run scored in his debut on 5/23 against Rancho Cucamonga ... Hit the first home run of his career on 6/7: a game-winning two-run shot off Ryne Slack in the bottom of the 13th inning in a 6-4 win against High Desert ... Went 3-for-4 with a pair of doubles and drove in a career-high six runs on 6/19 against Inland Empire ... Had an eight-game hitting streak from 8/1-8/8 (9-for-30) ... Hit just .184 in the second half of the season, striking out 76 times in 234 at-bats (32% strikeout rate) ... Batted .256 in 38 games out of the leadoff spot, but just .169 when batting anywhere from sixth through ninth in the order ... Batted .314 (11-for-35) and scored five runs in 11 California League playoff games.

2014

Made his professional debut on 7/8 with the AZL Giants (R), playing four games in the Arizona League before being assigned to Salem-Keizer (A-) ... Had nine multi-hit games in 37 games with the Volcanoes ... Had a nine-game hitting streak from 7/27-8/10 and a 10-game hitting streak from 8/14-26 ... In 41 games, batted .249 with 23 RBIs in 173 at-bats, while adding 12 steals on 16 attempts.

PERSONAL & MISCELLANEOUS

Selected by the Giants in the seventh round of the 2014 June Draft out of Louisiana-Lafayette ... Became the second outfielder drafted by the Giants that year after Dylan Davis was selected in the 3rd round out of Oregon State ... In two seasons with the Ragin' Cajuns, hit .328 with 18 home runs and 105 runs batted in, adding 25 stolen bases on 32 attempts ... Part of a record-setting draft class at ULL in 2014 as one of seven players drafted by an MLB team ... Pitched seven times in college, adding two saves during his final season ... Played at Cy-Fair High School in Cypress, Texas.

HARRISON'S CAREER BATTING STATISTICS

Year	Team	League	ORG	AVG	G	AB	R	H	2B	3B	HR	RBI	BB	IBB	SO	SB	CS	OBP	SLG	OPS
2014	AZL Giants	AZL	SF	.067	4	15	5	1	0	1	0	3	3	0	6	1	0	.222	.200	.422
2014	Salem-Keizer	NOR	SF	.266	37	158	24	42	10	2	0	20	8	0	42	11	4	.298	.354	.652
2015	Augusta	SAL	SF	.253	22	87	11	22	3	3	0	6	6	0	18	6	4	.301	.356	.657
2015	San Jose	CAL	SF	.212	92	345	42	73	17	2	4	33	20	0	103	13	11	.268	.307	.575
Minor League Totals				.228	155	605	82	138	30	8	4	62	37	0	169	31	19	.279	.324	.603



2016 FLYING SQUIRRELS

Organization

2016 Flying Squirrels

2015: In Review

History & Records

Eastern League

SF Giants

General Info



of Tyler Horan

Height/Weight: 6-1/230
Bats/Throws: Left/Right
Born: December 2, 1990 in Stoughton, MA
Resides: Middleboro, MA
Acquired: Selected by the Giants in the 8th round 2013 MLB June Draft



THE JONES FILE

Flying Squirrels Debut:
9/3/14 @ ACR

Last Team:
San Jose Giants

CAREER HIGHS:

Runs:..... 4, 6/25/13 vs AZL Cubs
Hits:..... 4 (x2), Last, 7/4/14 vs GVL
HR:..... 1 (Many), Last, 9/5/15 @ BAK
RBI:..... 5, 6/26/14 vs ROM
SB:..... 1 (Many), Last, 8/6/15 @ LE

A lot was expected of Horan after he slugged 25 home runs during his first full season in 2014, which placed him second in the Giants' farm system behind former Flying Squirrel Adam Duvall. However, he really struggled in San Jose (A+) last season, despite the feeling coming out of Spring Training that he had a very good chance to receive a call-up to Richmond (AA) at some point. The expectations weren't unreasonable because the big lefty hit 10 home runs in just 106 at-bats after being called up to San Jose for the first time late in the 2014 season. Although 13 home runs is still a nice number, Horan's run producing really took a hit and he only drove in 35 in 94 games. Looking at 2015, one gets the sense that he never fully recovered after spending nearly a month on the disabled list from April 30-May 27, which marked the first time in his career he had been forced to miss any time. The Giants are hoping that's the crux of the problem because there isn't much left-handed power in the organization at the moment, and Horan showed for a full season that he could be a big difference maker. He cracked Richmond's postseason roster in 2014 but didn't do much in seven games, although he's now been to the playoffs during each of his first three seasons. Horan will benefit from starting the season in San Jose again, and as long as he can stay healthy, should put up nice numbers there so that he can resurface in the River City.

2015

Hit three home runs during 12 games in April, but went on San Jose's (A+) disabled list from 4/30-5/27 ... Hit just .192 with runners in scoring position for the season ... Selected as the California League Player of the Week on 7/20 after hitting a home run in three straight games from 7/16-18 ... Appeared in seven playoff games, batting .190 (4-for-21) with no home runs or RBIs, striking out eight times.

2014

Named an MiLB.com Organization All-Star after ranking second in the entire Giants' organization with 25 home runs, and sixth with 81 runs batted in and 76 runs scored ... Hit .273 in 102 games with Augusta, adding 52 extra-base hits, 54 runs batted in, and an .831 OPS ... Selected to the South Atlantic League Midseason All-Star team ... Spent the final month with San Jose after being reassigned on 8/1 ... In 28 regular-season games in the CAL League, hit .321 with 10 home runs and 27 runs batted in ... Added to Richmond's (AA) postseason roster and played in seven games, going 4-for-18 (.222) with two runs batted in and a pair of runs scored.

2013

Spent his first professional season splitting time between the AZL Giants (R) and the Salem-Keizer Volcanoes (A-) ... Did significantly better at the higher level, hitting .295 (52-for-176) with Salem-Keizer vs hitting .245 (12-for-49) with the AZL Giants.

PERSONAL & MISCELLANEOUS

Drafted by the Giants in the 8th round of the 2013 June Draft out of Virginia Tech University ... Was an All-Atlantic Coast Conference First-Team selection in 2013 ... 2013 Collegiate Baseball Newspaper 2nd Team All-American ... 2013 NCAA Blacksburg Regional All-Tournament Team.

HORAN'S CAREER BATTING STATISTICS

Year	Team	League	ORG	AVG	G	AB	R	H	2B	3B	HR	RBI	BB	IBB	SO	SB	CS	OBP	SLG	OPS
2013	AZL Giants	AZL	SF	.245	13	49	14	12	5	1	0	5	6	0	12	1	0	.321	.388	.709
2013	Salem-Keizer	NOR	SF	.295	44	176	25	52	11	3	4	25	20	0	34	4	0	.372	.460	.832
2014	Augusta	SAL	SF	.273	102	370	59	101	22	5	15	54	39	2	97	9	4	.350	.481	.831
2014	San Jose Giants	CAL	SF	.321	28	106	17	34	5	1	10	27	9	1	31	6	4	.376	.570	1.046
2015	San Jose Giants	CAL	SF	.215	94	344	43	74	20	1	13	35	47	2	96	5	5	.311	.392	.703
	Minor League Totals			.261	281	1045	158	273	63	11	42	146	121	5	270	25	13	.342	.463	.805



Richmond Flying Squirrels

2016 FLYING SQUIRRELS



Organization

2016 Flying Squirrels

2015: In Review

History & Records

Eastern League

SF Giants

General Info



RHP Chase Johnson

Height/Weight: 6-3/190
Bats/Throws: Right/Right
Born: January 9, 1992 in Fallbrook, CA
Resides: Fallbrook, CA
Acquired: Selected by the Giants in the 3rd Round 2013 MLB June Draft



THE JOHNSON FILE

Flying Squirrels Debut:
8/21/15 @ TRN

Last Team:
Richmond Flying Squirrels

CAREER HIGHS:

IP (S):.....7.2, 6/7/15 vs HD
IP (R):.....6.0, 8/14/15 vs LAN
H:.....9, 6/13/15 @ HD
BB:.....4 (x3), Last, 8/13/14 @ WV
SO:.....14, 8/14/15 vs LAN

Johnson was a non-roster invitee to major league spring training after winning a host of awards in the Cali League with San Jose (A+). In addition to making both the midseason and postseason All-Star teams, Baseball America put him on their High Class-A All-Star team, which covers all three leagues. A late August call-up to Richmond (AA) excluded Johnson from San Jose's postseason roster, but three starts with the Flying Squirrels bodes well for the 24-year-old. His numbers got a little better in each Double-A start, and he wrapped up the season with a win in Harrisburg. After Madison Bumgarner and Chris Heston, it was Johnson with 129 strikeouts in 125 innings to lead all Giants minor leaguers in 2015. His best weapon is his heavy, sinking fastball, which was clocked at 98 MPH during a 14-strikeout performance against Lancaster in mid-August. Now, Johnson will get a chance to work with Steve Kline on developing his changeup and breaking ball so that he's not as fastball-heavy moving forward. The interesting note about him is that he was a reliever in college, and didn't even start pitching with a full wind up until he was signed after his junior year. Obviously, there's a chance Johnson returns to the bullpen at some point during his career, but the organization feels he has the tools to be a frontline starting pitcher.

2015

Split his first six decisions in San Jose (A+) from 4/10-6/21, pitching to a 3.55 ERA in 11 first-half starts while allowing a hit per inning ... Went 5-0 with a 0.94 ERA in seven starts during the second-half, lowering his opponents batting average from .268 to .189 ... Named the California League Pitcher of the Week on 7/13 after firing seven scoreless innings with eight strikeouts in a win against Modesto on 7/11 ... Followed that start with seven innings of one-run ball, striking out eight more on 7/19 in a win against Lancaster ... Pitched in relief once during the second half for San Jose, firing six scoreless innings while striking out a career-high 14 in a win against Lancaster on 8/14 ... Made his Richmond (AA) debut on 8/21 in Trenton, suffering the loss as he gave up five earned runs on seven hits in 4.0 IP despite nine strikeouts ... Ranked as the Giants #15 prospect by MLB.com entering the 2016 season.

2014

Pitched his entire first full season in Augusta (A), where he went 4-7 with a 4.58 ERA in 22 starts ... Threw seven innings in each of his last two starts after lasting seven IP for the first time in his career on 7/25 against Savannah.

2013

Spent time with the AZL Giants (R) and Salem-Keizer (A-) during his rookie season ... Assigned to Salem-Keizer after making three relief appearances in the Arizona League, combining to go 4-2 with a 3.88 ERA in 13 appearances, including 10 starts, between the two levels ... Made the only postseason start of his career in the Volcanoes first playoff game against Boise, surrendering two runs on six hits in five innings in a losing effort.

PERSONAL & MISCELLANEOUS

Selected by the Giants in the third round of the 2013 June Draft out of Cal-Poly San Luis Obispo ... Previously selected by the Rangers in the 26th round of the 2010 June Draft out of Fallbrook (CA) Union High School but did not sign ... Did not allow a run in his final six college appearances as a junior in 2013, including 4.1 scoreless innings in the Los Angeles Regional at the NCAA Tournament ... Was used as Cal Poly's closer during his sophomore year after becoming a reliever during the final month of his freshman season ... Pitched for the Corvallis Knights (Flying Squirrels alumni include Matt Duffy, Andrew Susac, and Josh Osich) in the West Coast Collegiate Baseball League in 2011, and was named the 10th-best prospect by Baseball America ... Was also recruited by Wake Forest, UCLA, Duke, and Stanford.

JOHNSON'S CAREER PITCHING STATISTICS

Year	Team	League	ORG	W	L	PCT	ERA	G	GS	CG	SHO	SV	SVO	IP	H	R	ER	HR	HB	BB	SO	WP	AVG
2013	AZL Giants	AZL	SF	1	0	1.000	1.69	3	0	0	0	0	0	5.1	5	1	1	0	0	1	7	3	.263
2013	Salem-Keizer	NOR	SF	3	2	.600	4.17	10	10	0	0	0	0	41.0	36	24	19	3	4	12	37	3	.240
2014	Augusta	SAL	SF	4	7	.364	4.57	23	22	0	0	0	1	110.1	111	69	56	5	10	40	94	18	.260
2015	San Jose Giants	CAL	SF	8	3	.727	2.43	20	18	0	0	0	0	111.0	95	36	30	5	4	34	111	13	.235
2015	Richmond	EAS	SF	1	1	.500	5.93	3	3	0	0	0	0	13.2	16	9	9	0	0	8	18	6	.281
	Minor League Totals			17	13	.567	3.68	59	53	0	0	0	1	281.1	263	139	115	13	18	95	267	43	.249



2016 FLYING SQUIRRELS

Organization

2016 Flying Squirrels

2015: In Review

History & Records

Eastern League

SF Giants

General Info



LHP Christian Jones

Height/Weight: 6-3/210
Bats/Throws: Left/Left
Born: January 27, 1991 in Danville, CA
Resides: Danville, CA
Acquired: Selected by the Giants in the 18th Round 2013 MLB June Draft



THE JONES FILE

Flying Squirrels Debut:
N/A

Last Team:
San Jose Giants

CAREER HIGHS:

IP(S):7.1 (x2), Last, 7/11/14 @ ROM
IP(R):3.2, 7/28/15 @ VIS
H:10, 7/13/14 @ GVL
BB:3 (x2), Last, 4/19/15 vs BAK
SO:8 (x3), 9/19/15 vs RC

The Giants' experiment to stretch Jones out as a starter was pretty much one-and-done in 2014, when he spent the entire season in Augusta's (A) rotation. A return to the bullpen last year with San Jose (A+) produced more of the same from the reliable lefthander, who's averaged nearly a strikeout and a hit per inning since being drafted out of Oregon in 2013. Jones did make three starts to close out the regular season and two more in the California League Playoffs, and was the losing pitcher in the third and final game of the Championship Series against Rancho Cucamonga. He's unknown in most circles and faces a critical point in his career given where he was drafted and the plethora of talented arms in the system who are more highly touted. The kicker for Jones is that he's a lefthander who's averaged more than 8 1/2 strikeouts per nine innings in 201.2 IP. He's also remained relatively healthy despite having Tommy John surgery that cost him his entire junior year of college in 2012. In all likelihood, Jones will be in the Flying Squirrels' bullpen to start the season, but he can occasionally start or pitch in long relief based on his previous experience. At this point in his career, he's veering into specialist territory based on the fact that lefties have hit under .210 against him for two straight seasons.

2015

Pitched in 37 regular season games with San Jose (A+), finishing third on the team with six wins to complement a 3.50 ERA ... Spent more than a month on the disabled list from 4/27-5/29 ... Made three starts to close out the regular season, never pitching more than 4.2 innings in those appearances ... Threw five scoreless innings and struck out five in a no decision in Visalia in game two of the California League Division Finals.

2014

Started 22 games for Augusta (A), where he was 5-9 with a 3.33 ERA in the South Atlantic League ... Struck out 100 batters and walked just 26 in 110.2 IP, leading all GreenJackets' starters with a 1.10 WHIP ... Went 2-6 with a 3.57 ERA in 11 starts during the second half.

2013

Debuted with the AZL Giants (R) on 7/7 against the AZL Royals ... Pitched in four games in the Arizona League before being assigned to Salem-Keizer (A-) ... Made 11 relief appearances with the Volcanoes, winning his first two professional decisions against Everett and Boise.

PERSONAL & MISCELLANEOUS

Selected by the Giants in the 18th round of the 2013 June Draft from the University of Oregon as a redshirt-junior ... Majored in business, economy and society at Oregon ... Missed the 2012 season with an elbow injury which required Tommy John surgery ... Shut out #3 Oregon State for eight innings before giving up a two-run homer in the bottom of the ninth as the Ducks upset the Beavers 7-2 during his sophomore year in 2011 ... Pitched for the Falmouth Commodores of the Cape Cod League in 2010 ... Named to the Cape Cod League All-Star Game and was chosen as Falmouth's Pitcher of the Year.

JONES' CAREER PITCHING STATISTICS

Year	Team	League	ORG	W	L	PCT	ERA	G	GS	CG	SHO	SV	SVO	IP	H	R	ER	HR	HB	BB	SO	WP	AVG
2013	AZL Giants	AZL	SF	0	0	1.69	4	0	0	0	0	0	0	5.1	3	1	1	0	0	2	4	0	.167
2013	Salem-Keizer	NOR	SF	2	0	1.000	3.29	11	0	0	0	0	1	13.2	14	8	5	1	1	2	14	2	.250
2014	Augusta	SAL	SF	5	9	.357	3.33	22	22	0	0	0	0	110.2	96	54	41	6	9	26	100	3	.232
2015	San Jose Giants	CAL	SF	6	2	.750	3.50	37	3	0	0	1	2	72.0	72	35	28	4	4	21	75	7	.257
	Minor League Totals			13	11	.542	3.35	74	25	0	0	1	3	201.2	185	98	75	11	14	51	193	12	.241



Richmond Flying Squirrels

2016 FLYING SQUIRRELS



3B Ryder Jones

Height/Weight: 6-3/215
 Bats/Throws: Left/Right
 Born: June 7, 1994 in Seattle, WA
 Resides: Boone, NC
 Acquired: Selected by the Giants in the 2nd Round
 2013 MLB June Draft



THE JONES FILE

Flying Squirrels Debut:
 N/A

Last Team:
 San Jose Giants

CAREER HIGHS:

Runs:.....3 (x2), Last: 6/4/14 vs ROM
 Hits:.....4, 4/16/15 vs BAK
 HR:.....1 (Many), Last: 7/8/15 vs BAK
 RBI:.....4 (x2), Last: 6/28/14 @ LEX
 SB:.....1 (Many), Last: 8/4/15 @
 MOD

Many felt the Giants were taking a risk when they selected Jones right after Christian Arroyo in the 2013 draft because it gave them a pair of high school infielders with their first two picks. So far, Arroyo's been the bigger name and comes into this season as the organization's top prospect. However, Jones showed enough during his time in San Jose (A+) after converting to third base full-time and teaming with Arroyo on the left side of the infield. He received an invite to big league camp for spring training, and is one of the few left-handed hitting prospects in the organization with any name recognition. Three separate trips to the disabled list during the second half really affected his offense, so much so that he was unavailable during the postseason. Now, the 21-year-old Texan has a chance to play alongside Arroyo again, and it gives fans a possible glimpse into the future as they'll look to start the season together in Richmond (AA). As a lefty bat playing a corner infield spot, Jones needs to slug more than the six home runs he finished with a year ago. Scouts say his bat speed and approach need to improve because last season's .296 on-base percentage simply won't cut it in the Eastern League. His best tool is his arm at third base, but he finished second on the SJ Giants with 19 errors in 102 games. Jones would seem like a no-brainer to be the Flying Squirrels Opening Day third baseman, but with Mitchell Delfino in the picture, it makes for a situation worth monitoring.

2015

Led San Jose (A+) with 406 at-bats in 105 games, ending the season with a team-leading 49 runs scored ... Finished second behind Christian Arroyo with a career-best 109 hits, leading the SJ Giants with 29 doubles while ranking third with 47 runs batted in ... Hit .320 in April and had a hit in 12 of his first 13 games ... Had 17 runs batted in across 28 games in May, but totaled just 21 RBIs for the remainder of the season ... Hit .237 in 40 games during the second half of the season after hitting .288 in 65 games during the first half ... Batted .207 (24-for-116) in 32 games when batting third or fourth but .294 (85-for-289) when batting fifth or sixth.

2014

Began the season in Augusta (A), playing in 91 games, including 50 at third base and 34 at shortstop ... Hit .220 with the GreenJackets, adding seven home runs and 49 runs batted in ... Hit just .154 in 31 games after the All-Star break, and was assigned to Salem-Keizer (A-) on 7/27 ... Batted .181 against left-handed pitching in the South Atlantic League ... Hit .243 in 27 games with the Volcanoes, providing three home runs and 18 runs batted in.

2013

Debuted with the AZL Giants (R) on 6/28 against the AZL Diamondbacks, going 2-for-3 with a double and a run scored in his first professional game ... Hit .317 (46-for-145) in 37 games with 18 RBIs and 29 runs scored ... Named to the Arizona League Postseason All-Star team after going 3-for-7 with an RBI in two playoff games.

PERSONAL & MISCELLANEOUS

Was the Giants second-round pick (64th overall) in the 2013 June Draft out of Watauga High School (Boone, N.C.) ... Was committed to playing at Stanford University before signing a professional contract ... Hit .461 with 11 home runs and 43 runs batted in during his senior year and was a Rawlings First Team All-American ... His father, Billy, is the head baseball coach at Appalachian State University ... Was a standout pitcher in high school and Baseball America noted that if the Giants convert him to pitcher at some point, he throws a low-90s fastball and a sharp slider.

JONES CAREER BATTING STATISTICS

Year	Team	League	ORG	AVG	G	AB	R	H	2B	3B	HR	RBI	BB	IBB	SO	SB	CS	OBP	SLG	OPS
2013	AZL Giants	AZL	SF	.317	37	145	29	46	9	0	1	18	14	0	38	0	0	.394	.400	.794
2014	Augusta	SAL	SF	.220	91	369	43	81	21	1	7	49	18	0	93	6	1	.272	.339	.611
2014	Salem-Keizer	NOR	SF	.243	27	107	17	26	5	1	3	18	7	0	21	1	0	.293	.393	.686
2015	San Jose Giants	CAL	SF	.268	105	406	49	109	29	2	6	47	16	1	80	2	2	.296	.394	.690
	Minor League Totals			.255	260	1027	138	262	64	4	17	132	55	1	232	9	3	.302	.375	.677

2016 FLYING SQUIRRELS

General Info
SF Giants
Eastern League
History & Records
2015: In Review
2016 Flying Squirrels
Organization



LHP Matthew Lujan

Height/Weight: 6-1/210
Bats/Throws: Left/Left
Born: August 23, 1988 in Fresno, CA
Resides: Stockton, CA
Acquired: Signed by the Giants as a NDF
April 13, 2012



THE LUJAN FILE

Flying Squirrels Debut:
4/12/15 vs BOW

Last Team:
Richmond Flying Squirrels

CAREER HIGHS:

IP(S):7.1 (x2), Last, 7/3/15 @
IP(R):5.0, 6/16/13 @
CSC
H:12, 6/6/14
vs LEX
BB:5, 8/18/13
vs SAV
SO:13, 7/13/14

Lujan received the ultimate gift when the Giants assigned him to major league camp in spring training after four storybook seasons in the minors. After an All-Star season in 2014 when he tied for second in the entire organization with 12 wins, Lujan made the jump to Richmond (AA) last season and rebounded incredibly well after starting the season 1-4. At one point, he won four consecutive starts from May 26-June 14 and could have potentially reached 12 wins again if not for a shin contusion that caused him to miss an entire month. Upon returning from the injury, he went 3-1 over his last four starts and showed the savvy that's allowed him to be successful with his simple delivery. Lujan will never wow scouts who are always looking for that "can't miss" prospect, but he's been dominant at times throughout his career and his .744 winning percentage in 61 career starts speaks volumes. Since he only logged 107.2 innings a year ago, he's no sure bet to start right away with Sacramento (AAA). There's no doubt that Lujan's earned another shot to continue this truly feel-good story, but now it remains to be seen if his magic will follow him to the Pacific Coast League. The story goes that while he was rehabbing from Tommy John surgery at the tail end of his senior season at the University of San Francisco, Lujan started working for a marketing company in the Bay Area but the Giants had an eye on him the entire time.

2015

Ranked second on the Flying Squirrels (AA) with nine wins in 20 starts, totaling 107.2 IP while leading the rotation with 88 strikeouts ... Lost four of his first five decisions from 4/12-5/18, but proceeded to win his next four starts ... Placed on the disabled list on 7/11 with a shin contusion and wasn't reactivated until 8/12 ... Closed out the season by going 3-1 over his last four starts, which included seven shutout innings against Harrisburg on August 26.

2014

Started the year in Augusta (A) and posted a 2.19 ERA in 12 games ... Started the South Atlantic League All-Star game and then promoted to San Jose (A+) ... Held left handed hitters to a .205 batting average against...

2013

Spent his second pro season with Augusta ... Tied for third in wins with seven ... Started 12 games for Augusta ... Had an ERA of 3.33 in 78.1 innings pitched.

2012

Began his professional career with the AZL Giants (R) ... Started seven games and threw in relief in 4 games ... Left handed hitters had a .086 average against him ... Did not give up an earned run in relief.

PERSONAL & MISCELLANEOUS

Played all four years at the University of San Francisco ... Signed by San Francisco as an undrafted free agent ... Named 2008 West Coast Conference All-Freshman team ... 2008 Louisville Slugger Freshman All-American ... 2011 West Coast Conference Honorable Mention ... University of San Francisco's all-time winningest pitcher

LUJAN'S CAREER PITCHING STATISTICS

Year	Team	League	ORG	W	L	PCT	ERA	G	GS	CG	SHO	SV	SVO	IP	H	R	ER	HR	HB	BB	SO	WP	AVG
2012	AZL Giants	AZL	SF	4	1	.800	1.95	11	7	0	0	0	0	37.0	24	8	8	3	2	11	35	4	.185
2013	Augusta	SAL	SF	7	0	1.000	3.33	15	12	0	0	0	0	78.1	77	32	29	5	4	28	64	4	.264
2014	Augusta	SAL	SF	6	2	.750	2.19	12	10	0	0	0	0	70.0	67	20	17	0	0	21	66	7	.255
2014	San Jose Giants	CAL	SF	6	2	.750	3.42	12	12	0	0	0	0	71.0	66	29	27	8	1	23	69	4	.248
2015	Richmond	EAS	SF	9	6	.600	3.18	20	20	0	0	0	0	107.2	112	43	38	6	2	42	88	7	.273
	Minor League Totals			32	11	.744	2.94	70	61	0	0	0	0	364.0	346	132	119	22	9	125	322	26	.254



Richmond Flying Squirrels

2016 FLYING SQUIRRELS



LHP Phil McCormick

Height/Weight: 6-1/185
Bats/Throws: Left/Left
Born: September 7, 1988 in Wildwood, MO
Resides: Wildwood, MO
Acquired: Selected by the Giants in the 31st Round 201 MLB June Draft



THE MCCORMICK FILE

Flying Squirrels Debut:
4/7/13 vs NBR

Last Team:
Richmond Flying Squirrels

CAREER HIGHS:

IP (S): Has Never Started
IP (R): 4.0, 4/22/14 @ REA
H: 5 (x3), Last, 7/30/15 vs BIN
BB: 3 (x2), Last, 8/14/13 vs AKR
SO: 5, 6/24/15 vs TRN

Last year, McCormick led the Eastern League and ranked 10th in the Giants organization with 58 appearances, marking the third straight season he finished in the top three amongst EL relievers in games pitched. McCormick's arc with the Flying Squirrels is a bit strange, however, because his year-by-year numbers from 2013 on don't seem to add up: (ERA - 3.97 > 3.72 > 2.04) (Opp.Avg. - .234 > .239 > .272). The kicker is that his yearly walk totals have also decreased from 34 to 29 to 21 in 2015. With 166 appearances in Richmond under his belt, McCormick is now second only to former bullpen-mate Edwin Quirarte (204 appearances in parts of five seasons) on the franchise's all-time list. The organization has shown, as evidenced by Quirarte, that it has no problem leaving a reliever in Richmond if it's in the best interest of everyone involved. McCormick fits right in with that line of thinking because his strikeout numbers have steadily decreased in each of his five professional seasons. After totaling 119 punchouts in 121.2 IP with the Flying Squirrels during his first two seasons, he finished with just 38 strikeouts in 57.1 IP a year ago. McCormick's ticket to San Francisco is as a lefty-specialist and he knows that he needs to improve his numbers against left-handed hitters. Limiting the walks was a huge step in the right direction. Triple-A or bust this year for the fan-favorite

2015

Led the Eastern League and ranked 10th in the Giants organization with 58 appearances, marking the second time in three seasons with Richmond (AA) that he pitched in 58 games ... Finished the season 4-3 with a 2.03 ERA and converted two out of five saves ... Only allowed two earned runs in 21.1 IP across 19 appearances in May and June ... Didn't allow a run in his last 16 appearances from 7/31-9/6, a span of 14.0 innings pitched.

2014

Spent his second full season with Richmond ... Was second in the Eastern League in pitching appearances with 50 ... Pitched 65.1 innings with a 3.72 ERA ... Did not give up more than one hit in his last 25 appearances in Richmond.

2013

Pitched entire season with Richmond ... Led team and was second in the Eastern League with 58 games ... Was fifth in the league in SO/9 IP ratio (9.05) ... Did not allow an earned run in 42 of 58 games ... Stranded 38 of 52 inherited runners ... Was a Midseason Eastern League All-Star ... Finished season with a 3.97 ERA and 4-5-3 record ... Went 1-for-1 at the plate on 8/22 vs. Altoona.

2012

Spent entire season in San Jose (A+) and appeared in a California League-leading 61 games ... Held lefties to a .177 average (14H/79AB, HR) compared to .288 for righties (32H/111AB, 0HR) ... Pitched less than one full inning in 32 of 61 outings ... Made two postseason appearances ... Was losing pitcher in game two vs. Modesto (0IP, BB, R) ... Pitched 1.1 scoreless innings in game three.

2011

Sent to Salem-Keizer (A-) and made professional debut on 6/19 ... Made 23 appearances, all out of the bullpen ... Saved six (6) games in nine (9) opportunities ... Ranked 4th among relievers in the league, holding hitters to a .178 average ... Did not allow a run in nine July outings (11.2 IP) ... Left-handed batters had slightly more success with a collective .189 average (7H/37AB, 1HR) versus .171 (12H/70AB, 0HR) for righties ... Was scoreless in 20 of 23 appearances.

PERSONAL & MISCELLANEOUS

Selected by the Giants in the 31st round of 2011 draft from University of Missouri ... Son of David and Ellen McCormick ... Was a member of the National Honor Society and is a Bright Flight Student ... 2009 & 2010 All-Big 12 Academic selection ... Graduated from Lafayette High School (MO) in 2006.

MCCORMICK'S CAREER PITCHING STATISTICS

Year	Team	League	ORG	W	L	PCT	ERA	G	GS	CG	SHO	SV	SVO	IP	H	R	ER	HR	HB	BB	SO	WP	AVG
2011	Salem-Keizer	NOR	SF	1	1	.500	1.19	23	0	0	0	6	9	30.1	19	5	4	1	2	11	29	5	.178
2012	San Jose Giants	CAL	SF	3	1	.750	3.48	61	0	0	0	1	3	51.2	46	21	20	1	1	20	54	7	.242
2013	Richmond Flying	EAS	SF	4	5	.444	3.97	58	0	0	0	3	6	56.2	49	32	25	3	5	24	57	6	.234
2014	Richmond	EAS	SF	2	4	.333	3.72	50	0	0	0	1	2	65.1	61	31	27	4	4	29	62	3	.239
2015	Richmond	EAS	SF	4	3	.571	2.04	58	0	0	0	2	5	57.1	58	16	13	0	4	21	38	1	.272
Minor League Totals				14	14	.500	3.07	250	0	0	0	13	25	261.1	233	105	89	9	16	115	240	22	.239

2016 FLYING SQUIRRELS

Organization

2016 Flying Squirrels


2015: In Review

History & Records

Eastern League

SF Giants

General Info



LHP Adalberto Mejia

Height/Weight: 6-3/195
 Bats/Throws: Left/Left
 Born: June 20, 1993 in Bonao, DR
 Resides: Bonao, DR
 Acquired: Signed by the Giants as a NDFA February 1st, 2011



THE MEJIA FILE

Flying Squirrels Debut:
 4/5/14 @ NBR

Last Team:
 Richmond Flying Squirrels

CAREER HIGHS:

IP (S): ...8.0 (x2), Last, 8/10/12 @ DEL
 IP (R):6.0, 5/22/14 @ NBR
 H:11, 7/28/12 vs HIC
 BB:5 (x2), Last, 7/13/15 @ TRN
 SO:9 (x5), Last, 9/11/13 vs IE

Mejia's been on the very fast track since the Giants gave him the highest bonus amongst their international signees just a few months before his 18th birthday in 2011. He earned a spot on the 40-man roster despite a blemished 2015 season in Richmond (AA) that started with a 50-game suspension for testing positive for a banned stimulant from a weight loss drug during the offseason. That didn't stop Baseball Prospectus from ranking him 86th on their top 100 prospects list, and Mejia delivered in limited action. A left shoulder injury kept him on the disabled list for nearly a month starting on July 30, and he was limited to three brief relief appearances for the remainder of the season. That being said, his second full season in Richmond brought his ERA down from 4.67 to 2.45, while he lowered the opposition's batting average against him from .283 to .204. There's plenty to be excited about when Mejia's name comes up because he lives in the low 90s with a sinking fastball that's always moving. His slider and changeup can still use a little work, but the tools are in place because of his very relaxed delivery. Mejia's been projected to be a back-of-the-rotation starter, and based on his size, draws comparisons to former Astros' workhorse Wandy Rodriguez. As a top-30 prospect in the organization since 2011 according to Baseball America, a full season back on the mound should do wonders for Mejia, who will look to break into Sacramento's (AAA) rotation. The Giants have a wealth of lefthanded pitching and could bring him along as a September call-up if he can conquer Triple-A lineups.

2015

Didn't make his Richmond (AA) debut until 6/4 after being suspended for the first 50 games for violating MLB's drug policy (banned stimulant from a weight loss drug) ... Won four consecutive starts from 6/17-7/5, allowing just two runs during that time while logging 6.0 innings in each of the last three starts ... Won his final start on 7/24 in Erie, when he allowed just one run on six hits across a season-high seven innings, striking out eight ... Went on the disabled list (left shoulder) from 7/30-8/29 ... Pitched two innings of relief in each of his last three appearances, striking out 10 during that span.

2014

Spent entire season in Flying Squirrels rotation ... Made Double-A debut on 4/5 at New Britain ... Documented as making one relief appearance on 5/22 in the resumption of a suspended game ... Entered season as the #4 prospect in the Giants system ... Held left-handed hitters to a .225 batting average ... Allowed a team-high nine (9) home runs... Suspended 50 games following the season after testing positive for a banned substance (sibutramine).

2013

Played most of the season with San Jose (A+), making one appearance with Triple-A Fresno ... Struck out 89 batters in 87.0 innings pitched in the California League ... Held lefties to a .191 average against, compared to .242 for right-handed batters ... Picked up win in game three of the CAL Division Finals @ Visalia (6.0 IP, 2 ER, 9 H, 5 SO) ... Took the loss in game three of the Championship Series vs Inland Empire, allowing two (2) earned runs on six (6) hits over 6.1 innings pitched, striking out five (5).

2012

Spent entire season with Augusta (A) ... Pitched complete game on 8/3 vs. Charleston ... Named South Atlantic League Pitcher of the Week after six hitless innings in Savannah on 6/24 ... Received same honor for week ending 8/12 after an eight-inning victory with no runs on five (5) hits, striking out six (6) in a win against Delmarva.

2011

Started 13 games for the DSL Giants ... Went 5-2 with 1.42 ERA over 76.0 innings pitched ... Struck out 71 batters while only walking eight (8).

PERSONAL & MISCELLANEOUS

Signed by Giants as a non-drafted free agent on February 1, 2011 ... Native of Bonao, Dominican Republic.

MEJIA'S CAREER PITCHING STATISTICS

Year	Team	League	ORG	W	L	PCT	ERA	G	GS	CG	SHO	SV	SVO	IP	H	R	ER	HR	HB	BB	SO	WP	AVG
2011	DSL Giants	DSL	SF	5	2	.714	1.42	13	13	0	0	0	0	76.0	58	18	12	0	6	8	71	2	.209
2012	Augusta	SAL	SF	10	7	.588	3.97	30	14	1	0	0	1	106.2	122	57	47	4	4	21	79	6	.284
2013	Fresno Grizzlies	PCL	SF	0	0	—	3.60	1	1	0	0	0	0	5.0	5	2	2	2	0	2	2	0	.250
2013	San Jose Giants	CAL	SF	7	4	.636	3.31	16	11	0	0	0	0	87.0	75	34	32	11	1	23	89	5	.228
2014	Richmond	EAS	SF	7	9	.438	4.67	22	21	0	0	0	0	108.0	119	62	56	9	0	31	82	2	.283
2015	Richmond	EAS	SF	5	2	.714	2.45	12	9	0	0	0	0	51.1	38	14	14	2	1	18	38	2	.204
	Minor League Totals			34	24	.586	3.38	94	74	1	0	0	1	434.0	417	187	163	28	12	103	361	17	.251



Richmond Flying Squirrels



RHP Tyler Mizenko

Height/Weight: 6-1/200
 Bats/Throws: Right/Right
 Born: April 9, 1990 in Wallingford, CT
 Resides: Wallingford, CT
 Acquired: Selected by the Giants in the 28th Round 2011 MLB June Draft



THE MIZENKO FILE

Flying Squirrels Debut:
 4/23/15 vs NBR

Last Team:
 Richmond Flying Squirrels

CAREER HIGHS:

IP (S):.....Has Never Started
 IP (R):...3.0 (x4), Last, 7/13/15 @ TRN
 H:.....5 (x2), Last, 7/11/15 @ HAR
 BB:.....3 (x2), Last, 5/13/15 vs BIN
 SO:.....4, 7/13/15 @ TRN

Mizenko was overpowering at times during his first season in Richmond (AA) and was an essential member of the Flying Squirrels' bullpen en route to a league-leading 3.12 staff ERA. The only issue is that he was limited to just 37 appearances because of two DL stints caused by a shin contusion and plantar fasciitis. Mizenko converted 52 of a possible 65 saves during his first three seasons, but could not replicate that success and was 4-of-9 on save opportunities while facing stiffer competition in the Eastern League. Always known for his sinker-slider combo, he only allowed two home runs during the season but watched his groundout/flyout ratio rise from 1.69 with San Jose in 2014 (A+) to 2.67 with Richmond. The Connecticut native could use another year with pitching coach Steve Kline to get on top of the baseball with more consistency in order to live down in the zone. There's no real urgency for the organization to rush Mizenko, who falls in line with several other relievers who pitch to contact and have seen their strikeout totals dwindle over time. He should play another key role in Richmond's bullpen, and could very well appear more dominant the second time through because he did own a sub-2 ERA last season. Mizenko is most effective in one-inning stints but was overworked in stretches last year. His ability to create soft contact with runners in scoring position backfired at times due to unexpected and unfielded infield hits

2015

Didn't make his Richmond (AA) debut until 4/23 against New Britain ... Only appeared in seven games during the first two months of the season ... Went 2-0 with a save in 10 appearances in June, allowing one unearned run the entire month ... Added two more saves and allowed just two earned runs in 15.0 innings in July ... Finished tied for fourth on the team in appearances with 37, while ranking third with four saves and 20 games finished.

2014

Spent the entire season with San Jose (A+) ... Led the California League in appearances with 59 ... 2nd in the California League in holds with 12 ... 2nd on the team in saves with 14 ... Pitched 62.0 innings with a 3.48 ERA ... Appeared in 16 straight games without giving up a hit from 6/6-7/13.

2013

Spent first full professional season with Augusta (A) ... Led South Atlantic League with 25 saves and 44 games finished ... Involved in three combination shutouts (4/5 vs Lexington; 4/11 @ Charleston; 4/21 vs Kannapolis) ... Appeared in 48 games, posting a 2.75 ERA ... Opponents batted .227 against ... Was a SAL Mid-Season All-Star.

2012

Appeared in 24 games with short-season Salem-Keizer ... Had the lowest BB/9 IP ratio (1.14) in the Northwest League ... Collected the most saves (13) and games finished (20) on the Volcanoes' staff ... Posted a 3-0 record with a 1.99 ERA ... Did not allow an earned run in 19.0 innings in June and August ... Struck out 29 batters, only walking five ... Did not allow a home run ... Would have had a 0.90 ERA if not for his two worst outings on 7/5 and 7/17 (4 ER, 1.2 IP).

PERSONAL & MISCELLANEOUS

Selected by Giants in the 28th round of the 2011 June Draft ... Graduated from Hamden Hall Country Day School ... Named All-Fairchester League MVP in 2008 ... Attended Winthrop University ... Set school record for saves in a season with 14 ... Entered 2010 season as a Second-Team Preseason All-American by the National Collegiate Baseball Writers Association ... Led team with a 3.86 ERA as a sophomore.

MIZENKO'S CAREER PITCHING STATISTICS

Year	Team	League	ORG	W	L	PCT	ERA	G	GS	CG	SHO	SV	SVO	IP	H	R	ER	HR	HB	BB	SO	WP	AVG
2012	Salem-Keizer	NOR	SF	3	0	1.000	1.99	24	0	0	0	13	16	31.2	27	9	7	0	0	5	29	6	.229
2013	Augusta	SAL	SF	1	4	.200	2.75	48	0	0	0	25	29	52.1	45	19	16	3	1	24	50	2	.227
2014	San Jose Giants	CAL	SF	4	3	.571	3.48	59	0	0	0	14	20	62.0	65	26	24	5	1	17	48	4	.272
2015	Richmond	EAS	SF	4	3	.571	1.98	37	0	0	0	4	9	50.0	51	13	11	2	1	14	28	0	.274
Minor League Totals				12	10	.545	2.66	168	0	0	0	56	74	196.0	188	67	58	10	3	60	155	12	.254



2016 FLYING SQUIRRELS

Organization

2016 Flying Squirrels

2015: In Review

History & Records

Eastern League

SF Giants

General Info



RHP Nestor Molina

Height/Weight: 6-1/220
Bats/Throws: Right/Right
Born: January 9, 1989 in Valencia, VZ
Resides: Valencia, VZ
Acquired: Signed by the Giants as a MLB FA January 2, 2016



THE MOLINA FILE

Flying Squirrels Debut:
N/A

Last Team:
Joplin Blasters (Ind.)

CAREER HIGHS:

IP (S):.....8.0 (x2), Last, 6/4/12 @ MOB
IP (R):.....6.2, 5/12/12 @ PNS
H:.....11 (x2), Last, 4/26/12 @ MTG
BB:.....3 (x4), Last, 8/23/14 @ MIS
SO:.....10, 5/25/11 vs CHA

The Giants signed Molina in December after he spent the 2015 season with the Joplin Blasters in the American Association, marking the 27-year-old's first ride on the independent circuit. He is best known as the other trade chip in the one-for-one swap between the Blue Jays and White Sox that sent Sergio Santos to Toronto after a 30-save season in 2011. Since the trade, Molina bounced around through the White Sox system, spending most of his time in Birmingham (AA), where he made a career-high 44 appearances in 2014. Before the Giants took a flier on him, he was with the Red Sox briefly last year, but was released at the end of spring training before heading to Joplin. It's a very low-risk signing for the organization and if he makes it through the spring, he'd likely start in Richmond (AA) because his lone Triple-A appearance came back in 2012 with the Charlotte Knights. His best years are probably behind him at this point because his last winning season was 2011 when he went 10-3 with Dunedin (A+), making both the Florida State League Midseason and Postseason All-Star Teams. However, the Giants have shown an amazing ability to get the most out of their pitchers, so maybe Molina just needed a change of scenery to get some tread back on the tires.

2015

Pitched with the Joplin Blasters (Ind) in the American Association, where he went 7-5 with a 3.12 ERA in 17 starts ... Threw 6+ innings in 12 starts, including eight innings in a win against Sioux City and a no decision in Laredo.

2014

Led the Birmingham Barons (AA) with 44 appearances and seven saves while tying for the team lead with seven wins ... Spent the offseason pitching in the Venezuelan Winter League with Cardenales de Lara, where he went 3-3 with a 2.67 ERA and a pair of saves.

2011-2013

Enjoyed his best professional season in 2011 with Dunedin (A+) in the Florida State League, ranking second on the Blue Jays with 10 wins and finishing in the top-10 leaguewide with 115 strikeouts in 108.1 IP ... Assigned to New Hampshire (AA) on August 10 for his first Double-A call up.

2007-2010

Started his first full season with Lansing (A) in the Midwest League in 2010 ... Went 8-2 with a 3.17 ERA and four saves in 37 games, including two starts ... Only pitched in one game during his first season in 2007 in the Dominican Summer League ... Returned to the DSL in 2008 with the Blue Jays #2 team, pitching in 20 games out of the bullpen.

PERSONAL & MISCELLANEOUS

Born Nestor Alberto (Marrero) Molina in Valencia, Carabobo, Venezuela ... Entered the 2014 season ranked 18th among White Sox prospects by MLB.com ... Traded from the Blue Jays to the White Sox in exchange for RHP Sergio Santos on December 6, 2011 ... Signed by the Toronto Blue Jays as an international free agent on April 6, 2006.

MOLINA'S CAREER PITCHING STATISTICS

Year	Team	League	ORG	W	L	PCT	ERA	G	GS	CG	SHO	SV	SVO	IP	H	R	ER	HR	HB	BB	SO	WP	AVG
2007	DSL Blue Jays2	DSL	TOR	0	0	.000	0.00	1	0	0	0	0	0	1.0	0	0	0	0	0	1	0	0	.000
2008	DSL Blue Jays2	DSL	TOR	4	1	.800	0.96	20	0	0	0	4	6	37.1	30	6	4	1	0	5	27	2	.213
2009	GCL Blue Jays	GCL	TOR	3	0	1.000	1.69	15	2	0	0	1	1	37.1	31	8	7	0	1	4	32	1	.226
2009	Auburn	NYP	TOR	0	1	.000	1.59	2	0	0	0	0	1	5.2	9	3	1	1	0	1	6	1	.346
2010	Lansing Lugnuts	MID	TOR	8	2	.800	3.17	37	2	0	0	4	6	76.2	64	31	27	4	0	20	61	2	.224
2010	Dunedin	FSL	TOR	0	0	.000	2.08	2	0	0	0	0	0	4.1	7	4	1	0	0	0	3	0	.350
2011	Dunedin	FSL	TOR	10	3	.769	2.58	21	18	0	0	0	0	108.1	102	37	31	8	1	14	115	3	.248
2011	New Hampshire	EAS	TOR	2	0	1.000	0.41	5	5	0	0	0	0	22.0	12	2	1	0	0	2	33	2	.156
2012	Charlotte	INT	CWS	0	1	.000	13.50	1	1	0	0	0	0	4.0	9	6	2	2	0	1	4	0	.45
2012	Birmingham	SOU	CWS	6	10	.375	4.26	22	21	0	0	0	0	122.2	156	60	58	7	2	26	84	2	.312
2013	Bristol White Sox	APP	CWS	0	0	.000	0.00	2	1	0	0	0	0	3.0	0	0	0	0	0	0	2	0	.000
2013	Birmingham	SOU	CWS	1	1	.500	4.71	17	4	0	0	1	2	36.1	44	25	19	2	2	11	29	3	.301
2014	Birmingham Barons	SOU	CWS	7	4	.636	4.55	44	0	0	0	7	13	61.1	58	40	31	7	4	22	46	4	.249
2014	Cardenales de LaraVEW			4	4	.500	4.55	13	11	0	0	0	0	50.2	60	26	25	4	0	13	32	2	
2015	Joplin Blasters	AA	Ind.	7	5	.583	3.12	17	17	1	0	0	0	104.0	108	40	36	5	8	18	71	0	
2015	Cardenales de LaraVEW			2	0	1.000	2.97	6	6	0	0	0	0	33.1	27	11	11	2		11	18	0	
Minor League Totals				64	40	.615	3.20	275	97	1	0	19		811.0	813	331	288	47	25	171	642	27	



Richmond Flying Squirrels



OF Carlos Moncrief

Height/Weight: 6-0/220
Bats/Throws: Left/Right
Born: November 3, 1988 in Jackson, MS
Resides: Goodyear, AZ
Acquired: Signed by the Giants as a MiLB FA November, 23 2015



THE MONCRIEF FILE

Flying Squirrels Debut:
N/A

Last Team:
Akron RubberDucks

CAREER HIGHS:

Runs: 5, 7/21/11 vs QC
Hits: 4 (x2), Last, 6/21/14 @ LHV
HR: 2 (x2), Last, 5/5/15 vs CHA
RBI: 5, 7/24/14 @ LOU
SB: 2 (Many), Last, 8/8/15 vs POR

Moncrief reported to spring training with the Giants in early March after being signed in the offseason following a departure from the Indians, who drafted the outfielder in 2008. He was designated for assignment to create room on the 40-man roster after a disappointing showing with Columbus (AAA) last season. Moncrief has always hit for power from the left side, but his dropoff was somewhat surprising given his very productive season in the International League in 2014, when he hit .271 in a career-high 132 games. He'll add some outfield depth to the organization, and has the added bonus of spending most of his career in right, where he's shown the arm to accumulate 74 assists in 529 starts. He came up as a pitcher but changed gears and was eventually surrounded by a bevy of talented outfield prospects, which hurt his stock a little bit. Moncrief enters his age-27 season as an interesting pickup because he has pretty extensive experience at the upper levels, and might be a steal if he shows his power in the Cactus League. Ranked as a top-20 prospect with the Indians following the 2013 and 2014 seasons by Baseball America, the Giants might have seen something in Moncrief to view his subpar 2015 as a mere aberration.

2015

Started the season with Columbus (AAA, Cleveland) and had the first two-home run game of his career on 5/5 in a 10-3 win over Charlotte ... Hit just .187 in 57 games before being assigned to Akron (AA) on 7/1 ... Hit .261 in 56 games in the Eastern League, coming on late with four home runs and 18 runs batted in during 27 games in August.

2014

Played in a career-high 132 games with Columbus, hitting .294 in in 42 games following the All-Star break ... Hit for a higher average against left-handed pitching (.281) but showed more power against righties (.265) with nine home runs and 46 driven in ... Led all International League outfielders with 22 assists and six double plays ... Went 0-for-9 with six strikeouts in four playoff games.

2013

Enjoyed the best season of his career in 129 games in the Eastern League with the Akron Aeros ... Named a Midseason, Postseason, and MiLB.com Organization All-Star with Cleveland ... Ranked fourth in the EL with 230 total bases ... Established career highs in most offensive categories and led all outfielders with eight double plays started.

2011-2012

Finished with 53 RBIs each of his two seasons in Carolina (A+) and Lake County (A) ... Totaled 31 home runs and 37 stolen bases during his two years in A-Ball ... Named the Midwest League Batter of the Week for the week of 4/18-25 with Lake County in 2011 ... Ranked second in the MWL with 158 strikeouts and tied for fourth with 76 walks.

2008-2010

Came up as a pitcher in the Indians organization, making 28 appearances during his first two seasons in the rookie-level Gulf Coast League and Arizona League ... Switched to the outfield in 2010 and spent most of the season in the New York-Penn League with Mahoning Valley (A-).

PERSONAL & MISCELLANEOUS

Selected by the Cleveland Indians in the 14th round of the 2008 June Draft out of Chipola College (Marianna, FL) ... His father Homer was a ninth round pick by the Tigers in 1980 out of Jackson State University in Mississippi ... Spent three seasons in Double-A pitching in 70 games for Birmingham and Glens Falls (White Sox).

MONCRIEF'S CAREER HITTING STATISTICS

Year	Team	League	ORG	AVG	G	AB	R	H	2B	3B	HR	RBI	BB	IBB	SO	SB	CS	OBP	SLG	OPS
2010	Mahoning	NYP	CLE	.241	66	245	30	59	11	4	5	21	27	0	56	7	5	.324	.280	.704
2010	Kinston Indians	CAR	CLE	.111	5	9	1	1	1	0	0	0	1	0	4	0	0	.200	.222	.422
2011	Lake County	MID	CLE	.233	122	464	73	108	26	7	16	53	76	2	158	20	7	.346	.422	.768
2012	Carolina Mudcats	CAR	CLE	.249	101	353	57	88	23	4	15	53	46	2	126	17	2	.339	.465	.804
2013	Akron Aeros	EAS	CLE	.284	129	489	77	139	26	7	17	75	55	3	98	15	7	.354	.470	.824
2014	Columbus	INT	CLE	.271	132	480	64	130	33	4	12	63	38	5	130	8	3	.328	.431	.759
2015	Columbus	INT	CLE	.187	57	166	21	31	3	0	7	24	32	1	59	5	0	.322	.331	.653
2015	Akron	EAS	CLE	.261	56	199	29	52	9	3	4	27	34	1	28	6	4	.368	.397	.765
Minor League Totals				.253	668	2405	352	608	132	29	76	316	309	14	659	78	28	.340	.427	.767

2016 FLYING SQUIRRELS



INF Rando Moreno

Height/Weight: 5-11/164
Bats/Throws: Switch/Right
Born: June 6, 1992 in Monte Plata, DR
Resides: Monte Plata DR
Acquired: Signed by the Giants as a NDAFA March 2, 2011



One of the organization's surprise players of the year in 2015, Moreno had an incredible introduction to Double-A and earned himself a non-roster invite to major league spring training. He quickly became a fan favorite at The Diamond, where he batted .296 for the season on the way to leading the Flying Squirrels with 118 hits overall. Although he stole 14 less bases with Richmond (AA), he capitalized on the dimensions and ended up with 19 doubles after never finishing a season with more than eight during his first four years. With the rapid rise of Christian Arroyo, Moreno doesn't figure to be a long-term solution at shortstop. However, he helped himself greatly by making only 14 errors in 501 chances a year ago, and can be a reliable super-utility player. Small in stature at 165 pounds, Moreno is built more like a prototype second baseman anyway, and figures to see more games there with Arroyo jumping through the system. As a switch-hitter, he's hit righthanders much better throughout his career, and still has time to bulk up a little at just 23 years old. With teams placing more value on defense, Moreno's lack of power isn't overly concerning as long as he keeps his swing short and compact. The Giants have Brandon Crawford locked up through 2021 and are likely to look for a similar deal with Joe Panik, so Moreno will have to continue to broaden his horizons in the field. Moreno could slip back to Richmond to start the year but his old manager Jose Alguacil, now with Sacramento (AAA), will be pushing for Moreno to start in his lineup.

THE MORENO FILE

Flying Squirrels Debut:
4/9/15 vs BOW

Last Team:
Richmond Flying Squirrels

CAREER HIGHS:

Runs:4, 6/11/11 vs DSL Phils
Hits:5 (x2), Last, 6/5/15 @ NH
HR:1 (x2), Last, 7/1/15 @ HAR
RBI:3 (x5), Last, 8/30/15 @ AKR
SB:2 (Many), Last, 8/4/14 @ GVL

2015

Selected to the Eastern League All-Star Game with Richmond (AA) and started at shortstop for the Western Division team, adding an RBI ... Finished the season with a .275 average, which tied him with Wes Hodges (2011-12) for 8th All-Time for a Flying Squirrels player with a minimum of 384 plate appearances ... Led the league and established a franchise record with 21 sacrifice bunts, while also leading all EL shortstops with 332 assists and 501 total chances ... Was one of nine Eastern League players who had a five-hit game during the season when he went 5-for-5 with a pair of RBIs in a 12-1 win in New Hampshire on June 5.

2014

Played in 120 games with Augusta (A, 93 games) and San Jose (A+, 27 games), finishing the season with a career-worst .201 batting average ... Ranked sixth in the entire organization with 26 stolen bases while being caught nine times.

2013

Spent his first season in the states with the AZL Giants (R) and Augusta Greenjackets (A), appearing in 41 games ... Hit .342 (40-for-117) in 28 games in the Arizona League, adding 10 extra-base hits, 10 stolen bases, and 18 runs batted in ... Made his Augusta debut on August 14 in Greenville, and had a hit in six of his first eight games ... Had four two-hit games over his last seven to close out the season ... Appeared in just one playoff game with the Greenjackets, finishing 0-for-3 with a walk and a strikeout.

2011-2012

Played in 100 games during his first two seasons in the Dominican Summer League ... Hit .267 and had a .381 OBP in 66 games in 2012, adding 23 steals on 34 attempts.

PERSONAL & MISCELLANEOUS

Born in Monte Plata, Dominican Republic ... Signed by the Giants as a nondrafted free agent on March 22, 2011.

MORENO'S CAREER HITTING STATISTICS

Year	Team	League	ORG	AVG	G	AB	R	H	2B	3B	HR	RBI	BB	IBB	SO	SB	CS	OBP	SLG	OPS
2011	DSL Giants	DSL	SF	.222	34	117	22	26	3	1	0	4	20	0	18	6	7	.355	.265	.620
2012	DSL Giants	DSL	SF	.267	66	243	39	65	9	0	0	26	41	0	33	23	11	.381	.300	.681
2013	AZL Giants	AZL	SF	.342	28	117	18	40	7	3	0	18	12	0	18	10	4	.403	.453	.856
2013	Augusta	AAL	SF	.353	13	34	4	12	1	2	0	4	1	0	6	2	2	.371	.500	.871
2014	San Jose	CAL	SF	.218	27	87	6	19	0	0	0	3	7	0	17	10	4	.274	.218	.492
2014	Augusta	CAL	SF	.197	93	320	36	65	7	0	1	30	22	0	44	16	5	.260	.227	.487
2015	Richmond	EAS	SF	.275	121	429	59	118	19	3	1	39	31	2	62	12	9	.324	.340	.664
	Minor League Totals			.254	382	1357	185	345	45	9	2	126	134	2	198	79	42	.327	.305	.632



Richmond Flying Squirrels

2016 FLYING SQUIRRELS



1B Ricky Oropesa

Height/Weight: 6-3/225
Bats/Throws: Left/Right
Born: December 15, 1989 in Rancho Cucamonga, CA
Resides: Rancho Cucamonga, CA
Acquired: Selected by the Giants in the 3rd Round
 2011 MLB June Draft



The Giants' patience and faith in Oropesa finally paid dividends on his third go-around with Richmond (AA) in 2015. Although his strikeout totals increased and brought him right near the top of the Eastern League, his 17 home runs tied him for fifth and his 76 runs batted were tied for second. The high point came during the final days of August when he hit grand slams on consecutive days in Akron and was subsequently named the EL Player of the Week on August 31. It was a nice way for Oropesa to book end his time with the Flying Squirrels, and allowed him to take ownership of the franchise lead in games played (313), at-bats (1,043), and runs batted in (134). The signing of Conor Gillaspie muddies Oropesa's future a little bit more, and puts a lot of pressure on the lefty to have a strong spring so that he can earn his first call-up to Triple-A. Given Gillaspie's history with the organization and Oropesa's age, all the time spent in Double-A forces him to put up similar power numbers because he's never been a high-average guy. It's a two-way street in the Pacific Coast League, where home runs seem to come a little bit easier despite an overall increase in the quality of most pitchers. And although Oropesa's lost some of the luster from when he made his professional debut in San Jose (A+) when he was just 22, his power will keep him around as long as he continues to produce.

THE OROPESA FILE

Flying Squirrels Debut:
 4/4/13 vs NBR

Last Team:
 Richmond Flying Squirrels

CAREER HIGHS:

Runs:.....3 (x3), Last, 5/14/15 @ BOW
Hits:.....4 (Many), Last, 6/22/15 vs NBR
HR:.....2 (x3), Last, 8/30/15 @ AKR
RBI:.....5 (x3), Last, 8/30/15 @ AKR
SB:.....1 (x2), Last, 4/20/15 @ BOW

2015

Named MiLB.com's Eastern League Player of the Month in May ... In 29 games, batted .343 with 15 extra-base hits and 25 runs batted in ... Had a stolen base on 4/20 in Bowie, his first steal since August 24, 2012 ... Selected as a Midseason All-Star for the first time in his career, and came off the bench as the designated hitter for the West team, finishing 0-for-2 ... Tied Richmond's single-season record with 76 runs batted in, established by Mario Lissos in 2014 ... Hit a grand slam off former big leaguer Gavin Floyd on 8/29 in Akron, then hit another one the following day off All-Star Josh Martin ... Was named Eastern League Player of the Week on 8/31 for the first weekly

2014

Returned to Richmond (AA), and played his first full season in the Eastern League ... Hit .252 against right-handed pitchers ... Started the season with a five-game hitting streak.

2013

Split the season between Richmond and San Jose (A+) ... Batted .207 with Richmond prior to the All-Star Break but hit .295 (65-220) after being sent down to San Jose ... Went 3-4 with a double and a home run, collecting three (3) RBI on 8/02 vs BAK ... Hit four (4) home runs and collected eight (8) RBI for San Jose in eight (8) postseason games.

2012

Spent entire year with San Jose (A+) ... Was rated the #17 prospect in the San Francisco organization entering the season ... First career multi-home run game on 6/6 at Lancaster ... Hit .312 (53-for-170) with runners in scoring position ... Hit .281 (103-for-366) with 12 home runs vs. RHP and .217 (33-for-152) with four (4) home runs vs. LHP ... Played in 15 games with Scottsdale in the Arizona Fall League following the season ... In the AFL, hit .234 (11-for-47) with two (2) home runs and six (6) RBIs.

PERSONAL & MISCELLANEOUS

Selected by the Giants in the 3rd round (116th overall) of the 2011 draft out of University of Southern California ... Played three seasons at USC (2009-2011) ... Finished USC career tied for fifth in school history in home runs (40) and fifth in RBIs (159) ... Was a Second Team All-American as a sophomore in 2009 after batting .353 with 20 homers and 67 RBIs in 60 games ... Led the Cape Cod league in home runs (7) in 2010 with the Chatham Anglers ... Was drafted out of Etiwanda High School (CA) in the 24th round of 2008 by Boston, did not sign ... Parents are Alfred and Ruthie ... Has one brother, Christopher, and two sisters, Julianna and Olivia ... Father's cousin, Eddie Oropesa defected from Cuba and played four seasons in the major leagues as a left-handed pitcher (Phillies, Padres, and Diamondbacks).

OROPESA'S CAREER BATTING STATISTICS

Year	Team	League	ORG	AVG	G	AB	R	H	2B	3B	HR	RBI	BB	IBB	SO	SB	CS	OBP	SLG	OPS
2012	San Jose Giants	CAL	SF	.263	134	518	70	136	30	3	16	98	59	2	150	1	1	.338	.425	.763
2013	Richmond	EAS	SF	.207	66	241	19	50	6	0	6	23	15	1	74	0	0	.255	.307	.562
2013	San Jose Giants	CAL	SF	.295	57	220	30	65	16	0	8	38	24	2	55	0	0	.368	.477	.845
2014	Richmond	EAS	SF	.241	116	349	32	84	16	0	5	35	36	0	89	0	0	.315	.330	.645
2015	Richmond	EAS	SF	.254	131	453	41	115	24	1	17	76	38	1	128	1	1	.311	.424	.735
	Minor League Totals			.253	504	1781	192	450	92	4	52	270	172	6	496	2	2	.319	.396	.715

Organization

2016 Flying Squirrels

2015: In Review

History & Records

Eastern League

SF Giants

General Info

2016 FLYING SQUIRRELS

Organization

2016 Flying Squirrels

2015: In Review

History & Records

Eastern League

SF Giants

General Info



1B Brian Ragira

Height/Weight: 6-2/185
Bats/Throws: Right/Right
Born: January 22, 1992 in Bedford, TX
Resides: Arlington, TX
Acquired: Selected by the Giants in the 4th Round 2013 MLB June Draft



THE RAGIRA FILE

Flying Squirrels Debut: N/A

Last Team:
San Jose Giants

CAREER HIGHS:

Runs: 4, 8/15/14 @ STK
Hits: 5, 8/27/14 @ LE
HR: 2, 8/15/14 @ STK
RBI: 5, 8/27/14 @ LE
SB: 1 (x3), Last, 7/18/14 vs RC

A lot was expected of Ragira after a monster 2014 season when he led San Jose (A+) with 20 home runs and 82 runs batted in. Based on that type of production in his first full season, there was a solid chance that he surpass those numbers and end up in Richmond (AA) at some point last year. However, Ricky Oropesa's breakout season at first base for the Flying Squirrels halted Ragira's ascension, plus he actually took a small step back by lowering his home run total by half. Despite the slight dropoff, he's a promising prospect because the Giants don't have much right-handed power in the pipeline. There are two notes of concern: he led the California League by hitting into 18 double plays a year ago and struck out 27% of the time in each of his two seasons in San Jose. Plus, playing half his games at The Diamond won't help his power numbers, and he'll need to make the necessary adjustments and look to become more of a line drive hitter. The power is usually the last thing to arrive for a hitter, so Ragira's already a little bit ahead of the curve based on the 30 longballs he hit the last two seasons. The Giants gave him a \$415,000 bonus after his junior season at Stanford, so he'll be given ample opportunity to spread his wings for the Flying Squirrels in an attempt to crack prospect territory.

2015

Led San Jose (A+) with 58 runs batted in, 108 strikeouts, and 434 plate appearances in 110 games ... Picked up his offense as the season wore on by upping his average from .207 in the first half to .284 in the second half ... Hit .369 with runners in scoring position for the season.

2014

Promoted in his first full season, spending the entire season with the San Jose Giants (A+)... 3rd on the team in games played (120) ... Hit .349 with runners in scoring position ... Hit .279 against right-handed pitchers but .196 against left-handed pitchers ... Went 5-for-5 and hit a grand slam off Alan Oaks in a 13-0 win in Lake Elsinore on 8/27.

2013

Began his professional career with the AZL Giants (R) ... Played seven games with the AZL Giants before being promoted to Salem-Keizer (A-) ... Finished sixth on the team with 47 hits.

PERSONAL & MISCELLANEOUS

Selected in the fourth round (132nd overall) by the Giants out of Stanford University in the 2013 June Draft ... 2012 Honorable Mention All PAC-12 ... 2011 PAC-10 Freshman of the Year ... 2011 Freshman All-American ... Drafted in 2010 by the Rangers in the 30th round out of Martin High School (TX) but did not sign ... Dual citizen of Kenya and the United States.

RAGIRA'S CAREER BATTING STATISTICS

Year	Team	League	ORG	AVG	G	AB	R	H	2B	3B	HR	RBI	BB	IBB	SO	SB	CS	OBP	SLG	OPS
2013	AZL Giants	AZL	SF	.357	7	28	4	10	1	1	0	6	1	0	6	0	0	.379	.464	.843
2013	Salem-Keizer	NOR	SF	.263	47	179	29	47	12	1	3	36	26	0	54	1	1	.371	.391	.762
2014	San Jose Giants	CAL	SF	.260	120	457	58	119	24	0	20	82	37	2	127	2	2	.320	.444	.764
2015	San Jose Giants	CAL	SF	.251	110	391	44	98	23	1	10	58	33	0	108	0	2	.319	.391	.710
Minor League Totals				.260	284	1055	135	274	60	3	33	182	97	2	295	3	5	.330	.416	.746



Richmond Flying Squirrels



RHP Pedro Rodriguez

Height/Weight: 6-0/165
 Bats/Throws: Right/Right
 Born: October 31, 1987 in Barcelona, VZ
 Resides: Barcelona, VZ
 Acquired: Signed by the Giants as a MLB FA November 9, 2015



THE RODRIGUEZ FILE

Flying Squirrels Debut:
 4/9/15 vs BOW

Last Team:
 Richmond Flying Squirrels

CAREER HIGHS:

IP (S): 6.0, 6/13/05 vs DSL Reds
 IP (R): 4.1, 6/21/15 vs POR
 H: 10, 6/6/05 @ VSL Mariners
 BB: 4, 4/4/12 vs Oaxaca (Mex.)
 SO: 7, 8/17/06 vs DSL Jays

The Giants got way more than they bargained for with Rodriguez, who was really strong in Richmond's (AA) bullpen despite never pitching in the United States since being signed all the way back in 2004 by the Red Sox. His first season didn't go uninterrupted, especially when he missed most of July with a left quad strain. He also showed an affinity for pitching at home, posting a 1.27 ERA and a .188 opponents' average against in 17 appearances at The Diamond. Rodriguez played an important role because he was stretched out quite a bit beyond one inning of relief, and often served as a bridge to the back end of Josh Osich and Derek Law. He's still very much a mystery because there's no record of him pitching anywhere in 2007, 2008, and 2010. Despite that gap on his resume, the 28-year-old has only officially logged around 380 innings, which means that his arm is still quite fresh. It would make sense for Rodriguez to return to Richmond where he can once again serve as a reliable reliever or spot starter, but maybe the Giants feel he's worthy of a look in Sacramento's (AAA) bullpen. It's important to keep in mind that the organization turned Santiago Casilla's career around when he arrived in 2010 at age 29, but he had also spent parts of six seasons in Oakland's bullpen. The beauty of Rodriguez is that he's on a lower-level minor league deal, so there's no pressure to push him through the system.

2015

Made his American debut with Richmond (AA) on Opening Day against Bowie, striking out two in 2.0 scoreless IP ... Blew his first four save opportunities during the first two months of the season, but closed out the year with three saves in four tries over the final two weeks of the season ... Had his longest start in a little more than 10 years on 6/21 against New Britain, scattering two hits across five scoreless IP while striking out five ... Made one rehab appearance on 7/27 with the AZL Giants (R) after returning from a left quad injury ... Allowed just four earned runs in 19 appearances from 6/11-9/7, a span of 34 innings pitched.

2014

Pitched in a career-high 50 games with Pericos de Puebla in the Mexican League, converting 33 of a possible 37 saves ... Went 2-4 with a 2.92 ERA, striking out 53 batters in 52.1 innings ... Spent the winter pitching with Caribes in the Venezuelan Winter League, adding 11 more saves in 33 games while pitching to a 0.53 ERA.

2008-2013

Pitched overseas, spending parts of four seasons in the Venezuelan Winter League with Caribes ... Pitched briefly with Vaqueros Laguna in the Mexican League in 2012 ... Did not pitch at all in 2010.

PERSONAL & MISCELLANEOUS

Born Pedro Fernando Rodriguez ... Did not pitch in 2007 and 2008 ... Split his first two professional seasons between the Dominican and Venezuelan Summer Leagues with the Red Sox organization ... Originally signed by the Red Sox as a non-drafted free agent on July 7, 2004 out of Barcelona Anzoategui, Venezuela.

RODRIGUEZ'S CAREER PITCHING STATISTICS

Year	Team	League	ORG	W	L	PCT	ERA	G	GS	CG	SHO	SV	SVO	IP	H	R	ER	HR	HB	BB	SO	WP	AVG
2005	VSL Red Sox	VSL		1	2	.333	6.89	5	5	0	0	0	0	15.2	22	14	12	0	2	4	11	1	.338
2005	VSL Red Sox	VSL	BOS	1	2	.333	6.89	5	5	0	0	0	0	15.2	22	14	12	0	2	4	11	1	.338
2006	DSL Red Sox	DSL	BOS	2	1	.667	1.99	19	1	0	0	4	4	45.1	38	12	10	1	2	9	42	3	.225
2012	Vaqueros	MEX	OOC	2	2	.500	6.14	5	2	0	0	0	2	14.2	21	10	10	0	2	9	9	1	.333
2014	Pericos	MEX	OOC	2	4	.333	2.92	50	0	0	0	33	37	52.1	39	18	17	2	1	16	53	2	.204
2015	AZL Giants	AZL	SF	0	0	...	0.00	1	0	0	0	0	0	2.0	2	0	0	0	0	0	1	0	.286
2015	Richmond	EAS	SF	4	3	.571	2.21	37	2	0	0	3	8	61.0	53	21	15	3	3	11	50	5	.233
Mexican League Totals				4	6	.400	3.63	55	2	0	0	33	39	67.0	60	28	27	2	3	25	62	3	.236
Minor League Totals				8	8	.500	3.16	67	13	0	0	7	12	139.2	137	61	49	4	9	28	115	10	.257

2016 FLYING SQUIRRELS

Organization

2016 Flying Squirrels

2015: In Review

History & Records

Eastern League

SF Giants

General Info



RHP Tyler Rogers

Height/Weight: 6-5/187
Bats/Throws: Right/Right
Born: December 17, 1990 in Littleton, CO
Resides: Littleton, CO
Acquired: Selected by the Giants in the 10th Round 2013 MLB June Draft



THE ROGERS FILE

Flying Squirrels Debut:
9/4/14 @ ACR

Last Team:
San Jose Giants

CAREER HIGHS:

IP(S): Has Never Started
IP(R): 4.0, 4/6/14 vs CSC
H: 6, 7/14/14 @ STK
BB: 3 (x3), Last, 7/11/14 @ STK
SO: 6, 7/13/13 vs AZL Dodgers

Rogers' dynamite 2014 season in A-ball brought him to Richmond (AA) just in time for the Flying Squirrels' postseason run that ultimately ended in a loss to Binghamton in the EL Championship Series. He worked on a limited basis in the playoffs, but did provide 3.2 scoreless IP in four appearances. Rogers started in Richmond's bullpen last year, but his submarine delivery wasn't fooling anyone for the first time in his brief career. The troubling aspect of his early struggles is that his command wasn't there, and his sinker wasn't sharp enough to get the groundball outs that had been his calling card. He was reassigned to San Jose (A+) about five weeks into the season, and remained there for the rest of the year while toying with the California League one more time. That success did not carry over into the CAL Playoffs, and his postseason numbers nearly mirrored the ones he put up during his brief time with Richmond. There comes a point in every player's career where the adversity seems overwhelming, and Rogers reached that point during his second full season. While he probably won't be the dominating, strikeout pitcher he was in San Jose, he should bounce back in the Flying Squirrels' bullpen to begin the season. Maybe Rogers just needed a few months away to clear his head and hit the reset button so that his side-winding delivery gets him through Double-A.

2015

Started the season in Richmond (AA) and pitched to a 5.91 ERA in 10 appearances before being assigned to San Jose (A+) on 5/15 ... Had the fourth-lowest opponents' batting average (.202) amongst California League relievers and had the fourth-fewest baserunners/9 IP ratio amongst relievers at 8.96 ... Won a career-high five games while pitching to a 1.47 ERA in 42 games, striking out 86 batters in 79.1 IP ... 21 Home Games (4-0, 0.86 ERA) ... 21 Road Games (1-1, 2.21 ERA) ... Was the winning pitcher in game three of the CAL Mini-Series-clinching win over Stockton, pitching two scoreless innings in the 14th and 15th ... Was the losing pitcher in game two of both the Division Finals against Visalia and the Championship Series against Rancho Cucamonga, which put San Jose in an 0-2 hole in both series.

2014

Saw two promotions in 2014 as he started the year in Augusta (A) and earned a promotion to San Jose (A+) early in the year ... Appeared in nine games with Augusta with a 1.02 ERA to earn the promotion ... Continued success in San Jose with a 2.00 ERA ... Right-handed hitters hit .209 (32-for-153) against him ... Struck out three or more in relief in 13 games for San Jose.

2013

Began his professional career with the AZL Giants (R) ... Appeared in six games with the AZL Giants and did not give up a run before being promoted to Salem-Keizer (A-) ... Saw action in 14 games for the Volcanoes ... Right-handed hitters hit .156 (5-for-32) off him.

PERSONAL & MISCELLANEOUS

Selected by the Giants in the 10th round of the 2013 June Draft out of Austin Peay State University (TN) ... Made an APSU record 38 appearances for the Governors ... Transferred from Garden City CC in Kansas ... Ranked third in the NJCAA with 13 saves ... Parents are Scott and Amy Rogers ... His brother Scott pitched at the University of Kentucky ... His twin, Taylor, is a left-handed pitcher in the Minnesota Twins organization.

ROGER'S CAREER PITCHING STATISTICS

Year	Team	League	ORG	W	L	PCT	ERA	G	GS	CG	SHO	SV	SVO	IP	H	R	ER	HR	HB	BB	SO	WP	AVG
2013	AZL Giants	AZL	SF	0	0	---	0.00	6	0	0	0	0	1	7.0	6	0	0	0	1	3	15	0	.214
2013	Salem-Keizer	NOR	SF	1	1	.500	3.10	14	0	0	0	0	0	20.1	16	7	7	0	1	9	16	1	.219
2014	Augusta	SAL	SF	0	0	---	1.02	9	0	0	0	0	0	17.2	10	2	2	0	0	5	11	0	.164
2014	San Jose Giants	CAL	SF	4	0	1.000	2.00	47	0	0	0	2	3	72.0	61	17	16	1	4	22	72	0	.234
2015	Richmond	EAS	SF	0	1	.000	5.91	10	0	0	0	0	1	10.2	10	7	7	1	1	5	15	1	.250
2015	San Jose Giants	CAL	SF	5	1	.833	1.47	42	0	0	0	1	4	79.1	57	18	13	4	2	20	86	4	.202
2015	Minor League Totals			10	3	.769	1.96	128	0	0	0	3	9	207.0	160	51	45	6	9	64	215	6	.215



Richmond Flying Squirrels

2016 FLYING SQUIRRELS



cTyler Ross

Height/Weight: 6-2/210
Bats/Throws: Right/Right
Born: January 17, 1992 in Naples, FL
Resides: Naples, FL
Acquired: Selected by the Giants in the 12th Round 2013 MLB June Draft



THE ROSS FILE

Flying Squirrels Debut:
N/A

Last Team:
San Jose Giants

CAREER HIGHS:

Runs:.....2 (Many), Last: 6/2/15 @ IE
Hits:.....5, 8/6/15 @ LE
HR:.....1 (Many), Last: 7/27/15 @ VIS
RBI:.....3 (Many), Last: 8/6/15 @ LE
SB:.....1 (x2), Last: 8/29/14 vs CSC

Ross was the first of five catchers selected by the Giants in the 2013 June draft after a nice three-year career at Louisiana State, where he caught the likes of Aaron Nola (7th overall pick in 2014) and Kevin Gausman (4th overall pick in 2012). His best season with the Tigers came as a sophomore in 2012, when he made 53 starts behind the plate and was named to his first of two NCAA Regional All-Tournament Teams. Never known as an offensive force, the Giants were attracted to the way Ross called a game and how he was adept at slowing the opposing team's running game. And so far, the organization has brought him along like Jeff Arnold, who was his teammate in San Jose (A+) last season. Ross' 2015 numbers in the California League weren't anything special, but he led all catchers in all the major defensive categories and threw out 28.5% of baserunners to lead the league. Ross will continue to serve as a valuable asset based on how the organization handles its minor league pitchers, especially during the important bridge between San Jose and Richmond (AA). Barring an injury, he will continue to rise through the system with the hurlers he has familiarity with even if his offense never catches up with his defense. Ross will likely be one of the Flying Squirrels' two regular catchers this season, but needs to improve on the .208 average with runners in scoring position from a year ago.

2015

Played in 82 games during his first season with San Jose (A+), with all but one coming behind the plate ... Rebounded from a .130 average in 14 games in April to hit .244 for the season, adding three home runs and 26 RBIs ... Was one of six CAL League players to have a five-hit game when he finished 5-for-6 with a season-high three runs batted in during an 8-7 loss in Lake Elsinore on 8/6 ... Appeared in five playoff games, going 3-for-18 with a pair of RBIs.

2014

Spent his first full season in Augusta (A), where he played in 117 games for the GreenJackets ... Led the South Atlantic League with 96 games caught, and threw out 26.3% (30-for-84) of baserunners during the season ... Named Player of the Week for the week of 7/28-8/4 amidst an eight-game hitting streak in which he batted .400 (12-for-30) with three home runs and seven runs batted in ... Had a career-high 14-game hitting streak from 7/9-8/4, batting .397 with 16 runs batted in during that stretch ... Batted .268 in 48 games when hitting third, but hit just .200 with runners in scoring position all season ... Hit .281 against lefties and .233 against righties.

2013

Hit .237 in 34 games as a rookie with the AZL Giants (R) and Salem-Keizer (A-) ... Made his professional debut in the Arizona League on 7/6 against the AZL Marlins, playing in three games before being assigned to Salem-Keizer on 7/10 ... Hit .295 during his first month with the Volcanoes, but just .203 during 17 games in August.

PERSONAL & MISCELLANEOUS

Has never been on the disabled list during his first three seasons despite catching 210 games ... Selected by the Giants in the 12th round of the 2013 June draft out of LSU after starting 161 games at catcher in three seasons ... Was one of eight Tigers drafted by a Major League team in 2013 ... Named to the NCAA Baton Rouge Regional All-Tournament Team as a junior in 2013 ... Hit the game-winning single against Alabama in the SEC Tournament elimination game that year ... Played in 55 games (53 starts at catcher) as a sophomore in 2012, batting .292 with three home runs and 41 RBIs ... Threw out 36% (16 of 45) of base runners attempting to steal during the year ... Batted .287 (25-for-87) in SEC regular-season games with three homers and 14 RBIs ... Returned to action in the SEC Tournament (May 23-25) after undergoing an appendectomy on 5/12 which caused him to miss six games ... Voted to the NCAA Regional All-Tournament Team, batting .364 (4-for-11) in three games ... Hit a leadoff double in the top of the ninth inning with LSU trailing, 5-4, in the NCAA Regional Final against Oregon State on 6/3 ... LSU went on to tie the game in the ninth and win 6-5 victory in 10 innings ... His father Matthew played baseball at Santa Fe Community College and is now the coach at Saint John Neumann High School in Naples, Florida.

ROSS' CAREER BATTING STATISTICS

Year	Team	League	ORG	AVG	G	AB	R	H	2B	3B	HR	RBI	BB	IBB	SO	SB	CS	OBP	SLG	OPS
2013	AZL Giants	AZL	SF	.182	3	11	2	2	1	0	0	2	2	0	1	0	0	.308	.273	.581
2013	Salem-Keizer	NOR	SF	.243	31	103	17	25	11	0	0	8	10	0	21	1	0	.313	.350	.663
2014	Augusta	SAL	SF	.246	117	415	45	102	24	0	6	48	38	0	87	1	6	.313	.347	.660
2015	San Jose Giants	CAL	SF	.244	82	271	19	66	15	0	3	26	24	1	65	0	0	.303	.332	.635
	Minor League Totals			.244	233	800	83	195	51	0	9	84	74	1	174	2	6	.310	.341	.651

Organization

2016 Flying Squirrels

2015: In Review

History & Records

Eastern League

SF Giants

General Info

2016 FLYING SQUIRRELS

Organization

2016 Flying Squirrels

2015: In Review

History & Records

Eastern League

SF Giants

General Info



INF Myles Schroder

Height/Weight: 5-11/180
 Bats/Throws: Switch/Right
 Born: August 1, 1987 in Pleasant Hill, CA
 Resides: Falon, NE
 Acquired: Selected by the Giants in the 27th Round 2007 MLB June Draft



THE SCHRODER FILE

Flying Squirrels Debut:
 4/3/14 @ NBR

Last Team:
 Richmond Flying Squirrels

CAREER HIGHS:

Runs:.....3 (x3), Last, 8/30/13 vs IE
 Hits:.....4 (x2), Last, 8/30/13 vs IE
 HR:.....1 (Many), Last, 8/31/15 @ HAR
 RBI:.....4, 8/21/13 @ STK
 SB:.....2 (x2), Last, 8/14/15 vs ALT

Schroder more than lived up his to his super-utility billing with Richmond (AA) for the second straight season, playing at least 11 games at six different positions. After spending most of the 2014 season around the infield, including 39 starts at catcher, he spent more time in the outfield in 2015 and handled it extremely well. Despite a slight dropoff in power, Schroder's averaged around 93 hits over the last two years, and even added a career-high 14 steals last season. Short in stature and set to turn 29 in August, Schroder is cut from the same cloth as David Eckstein or Giants' 2012 cult hero Marco Scutaro. The fact that he can play any position and bats from both sides makes him a very useful organizational player, although it'll be extremely tough for him to see regular playing time in Sacramento (AAA). It's always worth noting that Schroder didn't make his professional debut for about four years after the Giants drafted him in the 27th round in 2007. While tending to family matters, he was placed on the voluntary retired list, but has carved a nice little niche for himself while not missing any time since 2013. He'll always have a gig as long as he continues to hit in the .250 range, because he's shown time and again that he can handle almost any challenge defensively.

2015

Played in 109 games with Richmond (AA), spending time at every position except pitcher and catcher ... Moved to the outfield for the first time in his career, and made more starts in left field (27) than anywhere else, adding seven outfield assists ... Finished second behind Kelby Tomlinson with a career-high 14 steals on 20 attempts ... Batted .289 in 56 road games but only hit .211 in 53 games at The Diamond.

2014

Spent entire season in Richmond ... 4th on the team in games played at 110 ... Hit .295 (36-for-122) against left-handed pitching ... Played every position except CF and Pitcher.

2013

Spent entire season with San Jose (A+) ... Went 3-for-6 with two runs scored and a career-high four (4) RBI on 8/21 in a 16-11 win at Stockton ... Had a .951 fielding percentage ... Did not commit an error in 81 total chances at first base ... Hit .296 with 20 doubles, six (6) triples, six (6) home runs, and 33 RBI ... Had an .826 OPS.

2012

Saw time at five positions with Class-A Augusta (catcher, first base, second base, third base, left field) ... Spent the month of June in extended spring training ... Hit .177 with a .513 OPS on the season.

2011

Played in 30 games for the AZL Giants (R) ... Batted .282 with nine (9) doubles, three (3) triples, and a home run.

PERSONAL & MISCELLANEOUS

Graduated from Castro Valley High School (CA) ... Attended Diablo Valley Junior College (CA) ... Named to the 2007 All-Northern-California Team ... Selected by the Giants in the 27th round of the 2007 June Draft ... Was on the voluntarily retired list from 2007-2010.

SCHRODER'S CAREER BATTING STATISTICS

Year	Team	League	ORG	AVG	G	AB	R	H	2B	3B	HR	RBI	BB	IBB	SO	SB	CS	OBP	SLG	OPS
2011	AZL Giants	AZL	SF	.282	30	110	22	31	9	3	1	12	6	0	21	6	2	.308	.445	.753
2012	Augusta	SAL	SF	.177	24	62	10	11	1	0	1	3	6	0	25	2	1	.271	.242	.513
2013	San Jose Giants	CAL	SF	.296	86	291	42	86	20	6	6	33	25	1	73	12	4	.359	.467	.826
2014	Richmond	EAS	SF	.324	110	362	43	92	16	5	5	34	20	0	76	11	0	.305	.367	.672
2015	Richmond	EAS	SF	.252	109	369	32	93	6	4	7	32	21	0	84	14	6	.303	.347	.650
	Minor League Totals			.262	359	1194	149	313	52	18	20	114	78	1	279	45	13	.316	.386	.702



Richmond Flying Squirrels



RHP Dan Slania

Height/Weight: 6-5/275
Bats/Throws: Right/Right
Born: May 24, 1992 in Phoenix, AZ
Resides: Tucson, AZ
Acquired: Selected by the Giants in the 5th Round 2013 MLB June Draft



THE SLANIA FILE

Flying Squirrels Debut:
8/5/14 vs BIN

Last Team:
San Jose Giants

CAREER HIGHS:

IP(S): Has Never Started
IP(R): 3.2, 6/24/14 vs ROM
H: 7, 6/24/14 vs ROM
BB: 2 (Many), Last, 5/6/15 vs LE
SO: 6, 4/13/14 @ CSC

There was some concern about Slania's lack of strikeouts during his first full season in 2014, but the big righthander put some of those doubts to rest with an All-Star season in San Jose (A+) last year. He was one of three SJ Giants pitchers (Ian Gardeck and Jake Smith) to rank in the top five in the California League in games pitched (59), while tying for the league lead with 42 games finished. More importantly, the strikeout ratio nearly doubled from 6.3 SO/9 IP in 2014 to 11.4 SO/9 IP last season. Flying Squirrels' fans might remember Slania from the very end of the 2014 season when he was assigned to Richmond (AA) for the final month. In a limited audition, he actually pitched quite well and only allowed two runs in 11.1 innings pitched. He was assigned to Extended Spring Training shortly thereafter and did not appear in the 2014 Eastern League playoffs. Coupled with his performance from last season when he converted 16 saves in 22 tries, Slania seems like a logical choice to open the season in the back of Richmond's bullpen. With Josh Osich and Derek Law combining for 32 saves a year ago, Slania will look to help fill that void while competing for the closer's role. He'll give up his share of hits, but has also shown incredible control for such an imposing figure on the mound. Slania surrendered seven home runs in San Jose, but the Double-A ballpark he's likely to pitch in this season should keep that number down.

2015

Pitched in a career-high 59 games with San Jose (A+) and tied Jacob Smith for the team lead with 16 saves ... Named a California League Midseason All-Star after pitching to a 1.91 ERA in 29 first-half appearances ... ERA spiked to 4.93 in 30 appearances during the second half ... Held left-handed batters to a .213 average while righties hit .284 against him ... 11.36 SO/9 IP ranked third in the league and his 1.77 BB/9 IP placed him second ... Pitched in five playoff games, striking out 11 batters in 7.2 innings while pitching to a 1.17 ERA.

2014

Started the season in Augusta (A) and pitched in 43 games, leading the Greenjackets with 12 saves in 14 opportunities, which ranked fourth in the South Atlantic League ... Went 2-5 with a 3.99 ERA before being called up to Richmond (AA) on 8/4 ... Made his Double-A debut on 8/5 against Binghamton and ultimately pitched to a 0.79 ERA in 10 appearances with the Flying Squirrels ... Assigned to Extended Spring Training on 9/2 and wasn't on Richmond's postseason roster.

2013

Debuted with Salem-Keizer (R) on 7/25 against Hillsboro ... Made 12 relief appearances in the Northwest League, closing out his rookie season 1-1 with a 3.95 ERA and three saves ... Pitched in one playoff game with the Volcanoes, throwing two scoreless innings with three strikeouts in a season-ending 11-7 loss to Boise on 9/4.

PERSONAL & MISCELLANEOUS

Originally selected by the Red Sox in the 42nd round of the 2010 June Draft out of Salpointe Catholic High School (Tucson, AZ) but did not sign ... Spent three seasons at the University of Notre Dame and was selected by the Giants in the fifth round of the 2013 June Draft, signing for \$283,500 ... Became the 17th Notre Dame player selected in the top five rounds dating back to 1989 ... Closed out his three-year college career with a program-record 1.71 ERA and 30 saves ... Was named to the midseason watch lists for both the NCBWA Stopper of the Year Award and the USA Baseball Golden Spikes Award as a junior in 2013 ... Named 2nd Team All-BIG EAST during his final two seasons in 2012 and 2013 ... Didn't allow a home run in 121.0 innings in college ... Was an All-Star with the Cotuit Kettleers in the Cape Cod League in 2012, winning the Russ Ford Award (given to the top relief pitcher) after leading the league with 10 saves.

SLANIA'S CAREER PITCHING STATISTICS

Year	Team	League	ORG	W	L	PCT	ERA	G	GS	CG	SHO	SV	SVO	IP	H	R	ER	HR	HB	BB	SO	WP	AVG
2013	Salem-Keizer	NOR	SF	1	1	.500	3.95	12	0	0	0	3	3	13.2	13	7	6	1	1	3	14	0	.245
2014	Augusta	SAL	SF	2	5	.286	3.99	43	0	0	0	12	14	58.2	56	31	26	5	1	21	46	7	.253
2014	Richmond	EAS	SF	0	0	—	0.79	10	0	0	0	0	0	11.1	10	2	1	0	0	3	3	1	.244
2015	San Jose	CAL	SF	4	5	.444	3.53	59	0	0	0	16	22	71.1	70	35	28	7	1	15	90	6	.253
Minor League Totals				7	11	.389	3.54	124	0	0	0	31	39	155.0	149	75	61	13	3	42	153	14	.252

2016 FLYING SQUIRRELS

Organization

2016 Flying Squirrels

2015: In Review

History & Records

Eastern League

SF Giants

General Info



INF Austin Slater

Height/Weight: 6-2/205
Bats/Throws: Right/Right
Born: December 13, 1992 in Jacksonville, FL
Resides: Jacksonville, FL
Acquired: Selected by the Giants in the 8th Round 2014 MLB June Draft



THE SLATER FILE

Flying Squirrels Debut:
6/6/15 vs TRN

Last Team:
Richmond Flying Squirrels

CAREER HIGHS:

Runs: 4, 8/9/14 vs BOI
Hits: 4 (x3), Last, 6/13/15 @ HD
HR: 1 (x5), Last, 6/11/15 @ HD
RBI: 4, 6/10/15 vs BAK
SB: 1 (Many), Last, 7/12/15 @ TRN

A Midseason All-Star selection in San Jose (A+) earned Slater a call-up to Richmond (AA) at the end of June, and the Stanford product didn't disappoint. He actually upped his average by four points despite facing better pitching, and even saw a 29-point increase in his on-base percentage. Slater predominately played right field in college, but the Giants put him at second base last season, and he handled himself well with a .974 fielding percentage in 96 games. Ranked as the #21 prospect in the organization by MLB.com, it's important to remember that he was considered one of Florida's top prospects before his senior year of high school in 2011. Unfortunately, Slater broke his ankle while playing Frisbee with friends and was forced to miss his entire senior season, causing his draft stock to plummet. Scouting reports say that he hits for contact at a very impressive rate, but it also explains why he only walked 24 times in 449 at-bats last season. Slater showed a knack for hitting line drives and using the opposite field in 2015, and could be more of a home run threat with his size and bat speed. He should start the season in Richmond again, and will be challenged to hit it out of The Diamond, where he batted .316 in 26 games last season. If he can continue to be a gap-to-gap threat, Slater is aligning himself to earn a second half call-up to Sacramento (AAA) before he even turns 24 years old.

2015

Opened his first full season in San Jose (A+) by hitting .302 in 14 games in April ... Had an 11-game hitting streak from 4/19-5/7 (20-for-47, .425) and had nine runs batted in during the last six games of the streak ... Had a six-game hitting streak from 6/9-14 (13-for-29, .427) with 10 runs batted in during the streak ... Hit .315 against right-handed pitching in the California League, compared to .227 against left-handed pitching ... Named a Midseason All-Star and came into the ASG on 6/23 at shortstop, finishing 1-for-2 with a run scored ... Assigned to Richmond (AA) on 6/25 and played in 54 games with the Flying Squirrels for the remainder of the season ... Had four straight two-hit games from 7/6-9 ... Hit .304 against right-handed pitching in the Eastern League and .281 against left-handed pitching.

2014

Debuted as a rookie with the AZL Giants (R) on 7/23 against the AZL Padres, and went 2-for-4 with an RBI triple and a run scored ... Assigned to Salem-Keizer (A-) on 7/27 and had a base hit in his first 13 games, including nine multi-hit efforts ... Had a six-game hitting streak to close out the season, which included his first two home runs on 8/27 and 8/30 ... Went 10-for-19 (.527) with four doubles and seven runs batted in against left-handed pitching in 29 games in the Northwest League.

PERSONAL & MISCELLANEOUS

Selected by the Giants in the eighth round of the 2014 June Draft following his junior season at Stanford University ... As a junior, started 59 of 61 games and hit a team-leading .341 while driving in 40 runs en route to a First Team All-PAC-12 selection ... Named to the Bloomington Regional All-Tournament Team after hitting .381 (8-for-21) with three doubles, a home run, and four RBIs ... Had a 24-game hitting streak from 4/28-6/7, the fourth-longest hitting streak in program history since 1988 ... Previously selected in the 44th round of the 2011 June draft by the Dodgers but did not sign ... Missed his senior season at The Bolles School in Jacksonville, Florida with a broken ankle ... Won two state championships and was an All-State selection after his sophomore (Second Team) and junior year (Third Team).

SLATER'S CAREER BATTING STATISTICS

Year	Team	League	ORG	AVG	G	AB	R	H	2B	3B	HR	RBI	BB	IBB	SO	SB	CS	OBP	SLG	OPS
2014	AZL Giants	SF	SF	.333	2	9	2	3	0	1	0	2	0	0	2	0	0	.333	.556	.889
2014	Salem-Keizer	NOR	SF	.347	29	118	21	41	6	0	2	23	10	1	17	7	1	.417	.449	.866
2015	San Jose	CAL	SF	.292	60	250	25	73	15	1	3	34	10	0	44	4	3	.321	.396	.717
2015	Richmond	EAS	SF	.296	54	199	21	59	11	1	0	13	14	0	48	1	1	.350	.362	.712
	Minor League Totals			.306	145	576	69	176	32	3	5	72	34	1	111	12	5	.352	.398	.750



Richmond Flying Squirrels

2016 FLYING SQUIRRELS



RHP Jake Smith

Height/Weight: 6-4/195
Bats/Throws: Right/Right
Born: June 2, 1990 in South Augusta, SC
Resides: North Augusta, SS
Acquired: Selected by the Giants in the 48th Round
 2011 MLB June Draft



THE SMITH FILE

Flying Squirrels Debut:
N/A

Last Team:
San Jose Giants

CAREER HIGHS:

IP (S): 6.0, 9/2/13 vs EUG
IP (R): 3.2, 5/8/15 vs STK
H: 8, 8/31/14 @ HD
BB: 4 (x2), Last, 7/15/15 vs STK
SO: 8, 9/2/13 vs EUG

Smith's backstory is so interesting that he was even featured in the New York Post and New York Daily News at the end of February. Both articles briefly examined how the righthander ended up in the Giants organization, starting with a summer job after his freshman year of college when he worked as an unpaid groundskeeper at Lake Olmstead Stadium in Augusta (A). He eventually caught the eye of then-Greenjackets and current Flying Squirrels' pitching coach Steve Kline, and two years later, Smith was drafted by the Giants in the 48th round of the 2011 June draft. To keep him away from the Rule 5 Draft in the offseason, he was added to San Francisco's 40-man roster in November after a special season in San Jose (A+) when he led all minor league relievers with 118 strikeouts. Coming in at #30 on MLB.com's Top-30 Giants' prospects list, Smith's stuff has improved to the point where he's sitting in the mid-90s with an elevated fastball that gets a lot of swings and misses. He also offers two breaking balls: his curveball, which he dubbed his out pitch, and a cutter he started working on last season. The beauty of all this is that Smith likely ends up in Richmond (AA) to start the season, where he can work with Kline in the hopes of becoming a candidate to be the team's closer. He's no longer a secret, which is a far cry from what anyone could have anticipated when he started his career back in 2012. Smith was the MiLB.com Fans' Choice for Best Relief Pitcher in 2015, and will look to dazzle the organization even more as a true diamond in the rough.

2015

Led all minor league relief pitchers with 112 strikeouts in 84.1 IP (12.59 SO/9 IP was second in CAL League) with San Jose (A+) ... Ranked fourth in the California League with 56 appearances, going 4-4 with a 2.35 ERA and 16 saves in 19 opportunities ... Led all relievers leaguewide with a .172 average against and a ratio of 7.79 baserunners/9 IP ... Lowered his ERA from 2.85 in the first half (58 Ks in 47.1 IP) to 1.70 in the second half (60 Ks in 37.0 IP) ... Was the winning pitcher in game five of the Division Finals against Visalia, throwing two scoreless frames as San Jose won 6-5 in 11 innings to advance to the Championship Series ... Named a Baseball America High-Class A All-Star after the season and was added to San Francisco's 40-man roster in November ... MLB.com ranked him as the Giants #30 prospect entering the 2016 season.

2014

Pitched in 51 games during his first full season, spending most of the year in Augusta (A), where he appeared in 48 games (T-2nd in the South Atlantic League) ... Named a Midseason All-Star, going 3-5 for the year with a 2.79 ERA and five saves in six tries ... Struck out 77 batters in 58.0 IP and allowed just one home run ... Assigned to San Jose on 8/22 and made three appearances, including one start, before heading to the disabled list for two weeks on 9/1.

2013

Appeared in 19 games with Salem-Keizer (A-) and made his first career start on 8/17 in Vancouver, where he suffered the first loss of his career ... Made three more starts to close out the season, throwing a career-high six scoreless innings in his final start against Eugene, where he earned the win and struck out a career-high eight.

2012

Only appeared in six games as a rookie with the AZL Giants (R) and started his professional career by throwing five hitless innings in his first three appearances, striking out nine.

PERSONAL & MISCELLANEOUS

Selected by the Giants in the 48th round of the 2011 June Draft after his junior year at Campbell University (North Carolina) ... Spent his first two seasons at Darton State College (Georgia), where he pitched for Augie Rodriguez, who was the assistant groundskeeper at Lake Olmstead Stadium in Augusta, Georgia ... Was home-schooled before college, and played three seasons with the CSRA Crusaders, a team comprised of home-schooled players in Augusta ... Led the Crusaders to three Homeschool World Series appearances in 2005, 2007, and 2008.

SMITH'S CAREER PITCHING STATISTICS

Year	Team	League	ORG	W	L	PCT	ERA	G	GS	CG	SHO	SV	SVO	IP	H	R	ER	HR	HB	BB	SO	WP	AVG
2012	AZL Giants	AZL	SF	0	0	—	0.00	6	0	0	0	0	0	8.2	5	2	0	0	0	2	13	0	.156
2013	Salem-Keizer	NOR	SF	2	2	.500	3.61	19	4	0	0	0	0	42.1	37	19	17	2	4	21	54	11	.230
2014	Augusta	SAL	SF	3	5	.375	2.79	48	0	0	0	5	6	58.0	47	24	18	1	1	30	77	7	.221
2014	San Jose Giants	CAL	SF	0	1	.000	10.80	3	1	0	0	0	0	6.2	8	8	8	2	0	4	8	2	.296
2015	San Jose Giants	CAL	SF	4	4	.500	2.35	56	0	0	0	16	19	84.1	50	28	22	7	2	21	118	5	.172
Minor League Totals				9	12	.429	2.93	132	5	0	0	21	25	200.0	147	81	65	12	7	78	270	25	.203

2016 FLYING SQUIRRELS

Organization

2016 Flying Squirrels

2015: In Review

History & Records

Eastern League

SF Giants

General Info



LHP D.J. Snelton

Height/Weight: 6-6/215
 Bats/Throws: Left/Left
 Born: May 28, 1992 in Lake Forest, ILL
 Resides: Ingleside, ILL, KY
 Acquired: Selected by the Giants in the 9th Round
 2013 MLB June Draft



THE SNETEN FILE

Flying Squirrels Debut:
N/A

Last Team:
Augusta GreenJackets

CAREER HIGHS:

IP (S):.....7.2, 7/25/15 vs DEL
 IP (R):.....4.0, 6/27/14 @ LEX
 H:.....9, 7/11/15 @ SAV
 BB:.....4 (x2), Last, 5/14/15 @ MOD
 SO:.....11, 7/11/15 @ SAV

The Giants aren't really sure what they have yet in Snelton, a lefthander out of Minnesota who's spent more time in the bullpen since being drafted in 2013. After putting up really good numbers with Augusta (A) at the start of the 2014 season, an injury forced him to miss a month, and he spent the last three weeks on a rehab assignment with Salem-Keizer (A-). The thing to remember is that Snelton's cumulative 4-1 mark with a 2.56 ERA from 2014 came in 29 relief appearances. So it might have come as a bit of a surprise when he opened last season in San Jose (A+) and subsequently went 0-5 in eight starts. He was sent back to Augusta on May 29, and spent the rest of the year there uninterrupted, putting up much better numbers in 15 starts. Snelton will likely get another crack in San Jose's rotation to start the season, but could be on a short leash and therefore might be better utilized in the bullpen. Snelton only made 25 starts during his three seasons with the Gophers, but still has ample opportunity to show the organization that he can stick as a starter. It's unlikely that he finds his way to Richmond (AA) in 2016, and will benefit from another stint in the California League where there will be plenty of innings to go around.

2015

Tried his hand at becoming a full-time starter, but opened the season by going 0-5 in eight starts with San Jose (A+) ... Assigned to Augusta (A) on 5/29 and didn't win his first start until 7/1 in Savannah, when he went 7.0 innings for the first time in his career and struck out a career-high 11 batters ... Won four of his next five decisions from 7/12-8/14, but lost his last three starts to close out the season ... Lasted 6+ innings in eight straight starts from 6/25-8/8.

2014

Didn't make his first appearance with Augusta until 4/30 in Charleston, striking out the side in his lone inning of work ... Made 20 appearances with the GreenJackets, going 4-1 with a 1.23 ERA ... In 29.1 IP, walked 16 and struck out 32 ... Placed on the disabled list on 7/4 and started a rehab assignment with Salem-Keizer (A-) on 8/7 ... Never pitched more than 1.1 innings in his nine appearances with the Volcanoes to end the season.

2013

Played his entire rookie season with the AZL Giants (R), pitching in 14 games with six starts ... Went 3-1 with a 1.57 ERA, striking out 39 in 34.1 IP.

PERSONAL & MISCELLANEOUS


Full name is Donald Marek Snelton ... Selected by the Giants in the ninth round of the 2013 June Draft out of the University of Minnesota ... Previously selected by the Padres in the 30th round of the 2010 June Draft out of Lakes Community High School (Ill.) but did not sign ... Made eight starts and two relief appearances during his final season as a junior with the Gophers in 2013, going 5-2 with a 2.15 ERA ... Missed the first month of his junior season with an elbow injury ... As a sophomore in 2012, moved into the weekend rotation in March and was the Saturday starter during the Big 10 season ... Went 4-4 with a 3.24 ERA in 16 games, including 13 starts ... Ranked second on the staff with 55 strikeouts in 86.0 innings ... Lettered in golf in high school and likes to play guitar in his spare time.

SNETEN'S CAREER PITCHING STATISTICS

Year	Team	League	ORG	W	L	PCT	ERA	G	GS	CG	SHO	SV	SVO	IP	H	R	ER	HR	HB	BB	SO	WP	AVG
2013	AZL Giants	AZL	SF	3	1	.750	1.57	14	6	0	0	0	0	34.1	27	11	6	0	0	13	39	3	.208
2014	Augusta	SAL	SF	4	1	.800	1.23	20	0	0	0	0	0	29.1	24	4	0	0	16	32	6	.226	
2014	Salem-Keizer	NOR	SF	0	0	—	6.75	9	0	0	0	0	0	9.1	12	7	7	1	0	4	12	3	.300
2015	San Jose	CAL	SF	0	5	.000	4.84	8	8	0	0	0	0	35.1	42	25	19	4	2	15	31	9	.294
2015	Augusta	SAL	SF	5	6	.455	2.86	15	15	1	1	0	0	85.0	84	29	27	3	1	19	95	6	.261
Minor League Totals				12	13	.480	2.93	66	29	1	1	0	0	193.1	189	76	63	8	3	67	209	27	.255



Richmond Flying Squirrels



LHP Jack Snodgrass

Height/Weight: 6-6/210
Bats/Throws: Right/Left
Born: December 16, 1987 in Bowling Green, KY
Resides: Bowling Green, KY
Acquired: Selected by the Giants in the 27th Round 2011 MLB June Draft



THE SNODGRASS FILE

Flying Squirrels Debut:
4/5/13 vs NBR

Last Team:
Sacramento River Cats

CAREER HIGHS:

IP (S):9.0, 6/24/14 vs HAR
IP (R):3.2, 6/6/15 vs TAC
H:11, 7/7/13 vs AKR
BB:6, 8/31/12 vs MOD
SO:8 (x2), Last, 8/22/13 vs ALT

After spending two-and-a-half seasons in Richmond (AA), Snodgrass finally got his first call-up to Triple-A Sacramento in early June, only to watch most of his second half disappear with a left hand injury. The timing was unfortunate, who didn't pitch after July 11, despite making 73 starts over the previous three seasons during which time he became a fixture with the Flying Squirrels. Snodgrass was starting to round into form before the call-up, although his success didn't immediately transfer to the Pacific Coast League. Pitching mostly in relief, he had a 4.84 ERA in 22.1 innings, surrendering four home runs during that short span. Snodgrass left last season as Richmond's all-time winningest pitcher (27 wins) with three All-Star nods on his résumé, although he never entered the prospect conversation as a 27th round pick. Some fans might even remember his first Double-A start against New Britain in the second game of the 2013 season, when Snodgrass threw the first six innings in a seven-inning no-hitter for the first in team history. He'll have familiarity with certain hitters, although he'll certainly need to rely more on his guile and pitching off the corners to survive in Sacramento. There is a chance he resurfaces in Richmond at some point this season, but the hope and the plan is that he doesn't have to return.

2015

Started the season in Richmond (AA) for the third consecutive year ... Threw 5.0 scoreless innings in his debut on 4/10 against Bowie, allowing just one hit and striking out five in a 1-0 win ... Lost his next three starts but bounced back with wins in his last three decisions before receiving his first Triple-A call-up on 6/6 ... Pitched against Tacoma in relief, and won in his debut with Sacramento (AAA) by firing 3.2 scoreless innings ... Only pitched in seven games, with two more starts, before going on the disabled list (left hand injury) on 7/16 for the remainder of the season.

2014

Spent his second full season with Richmond ... Finished 9th in the Eastern League with a 3.56 ERA ... Threw a complete game five-hit shutout on 6/24 against Harrisburg ... Left-handed hitters hit .248 off him ... Started one game in the Eastern League playoffs.

2013

Spent entire season with Richmond (AA) ... Was an Eastern League Mid- and Post-Season All-Star ... Was tied for first in the league in wins (12), and had second-best WHIP (1.17) and baserunners-per-9.0 innings pitched ratio (11.04) ... Threw 8.0 inning complete game on 6/11 at Harrisburg ... Posted 12-4 record with a 3.70 ERA over 25 starts ... Gave up five (5) earned runs in 23.1 innings of work in the month of May (1.93 ERA) ... Went 3-for-4 with a run scored and two (2) RBI on 5/25 in Altoona ... Was part of three combination shutouts (4/5 vs New Britain, no hitter; 4/15 @ Altoona; 5/19 vs Altoona).

2012

Spent entire season in San Jose (A+) ... Was the lone San Jose Giants representative at the 2012 California League All-Star Game ... Had a 2.7 GO/AO ratio and led the California League with 28 double plays induced ... Was not on San Jose's postseason roster transferred to Salem-Keizer (A-) on 9/2 but did not pitch.

2011

Made professional debut with two scoreless innings on 6/18 at Spokane ... Appeared in 19 games with four (4) starts ... Placed into rotation on 8/16 and tossed five shutout innings in Vancouver ... Was 2-1 with a 2.37 ERA as a starter (19 IP, 5 ER) and 2-0 with a 4.40 ERA as a reliever (28.2 IP, 14 ER).

PERSONAL & MISCELLANEOUS

Selected by the Giants in the 27th round of the 2011 June Draft from Austin Peay State ... Steven Jackson Snodgrass is the son of Steve and Mary Lee Snodgrass ... Has a younger brother, Lee (18) ... Graduated from Bowling Green High School (KY) ... Bowling Green High School nickname is "The Purples" ... Spent three seasons at Austin Peay State ... Was 4-6 with a 3.50 ERA in 15 games (14 starts) as a redshirt senior in 2011 ... Led the team in ERA ... Missed the entire 2010 season due to a shoulder injury ... Attended Walters State Community College and transferred after his freshman year ... Helped the team to the Junior College World Series in 2008.

SNODGRASS' CAREER PITCHING STATISTICS

Year	Team	League	ORG	W	L	PCT	ERA	G	GS	CG	SHO	SV	SVO	IP	H	R	ER	HR	HB	BB	SO	WP	AVG
2011	Salem-Keizer	NOR	SF	4	1	.800	3.59	19	4	0	0	0	0	47.2	49	24	19	1	5	14	44	4	.259
2012	San Jose Giants	CAL	SF	10	8	.556	4.62	27	26	0	0	0	0	146.0	159	84	75	7	3	57	92	6	.284
2013	Richmond	EAS	SF	12	4	.750	3.70	25	25	1	0	0	0	141.0	126	64	58	10	8	39	81	7	.241
2014	Richmond	EAS	SF	11	6	.647	3.56	24	22	1	1	0	0	131.1	130	58	52	1	6	41	86	4	.265
2015	Richmond	EAS	SF	4	3	.571	4.14	9	9	0	0	0	0	50.0	46	24	23	2	0	20	27	4	.245
2015	Sacramento	PCL	SF	1	2	.333	4.84	8	2	0	0	0	0	22.1	24	13	12	4	1	12	20	1	.270
	Minor League Totals			42	24	.636	4.00	112	88	2	1	0	0	538.1	534	267	239	25	23	183	350	26	.262



2016 FLYING SQUIRRELS

Organization

2016 Flying Squirrels


2015: In Review

History & Records

Eastern League

SF Giants

General Info



RHP Jeff Soptic

Height/Weight: 6-6/220
Bats/Throws: Right/Right
Born: April 8, 1991 in Leawood, KS
Resides: Leawood, KS
Acquired: Acquired by the Giants from Chicago (AL) in exchange for Conor Gillaspie on 2/2/13



THE SOPTIC FILE

Flying Squirrels Debut:
N/A

Last Team:
Sacramento River Cats

CAREER HIGHS:

IP (S):Has never started
IP (R):3.2, 8/8/14 @ STK
H:7 (x2), Last, 5/27/15 @ HD
BB:5, 5/28/14 @ STK
SO:5, 5/17/14 @ VIS

Soptic was traded to the Giants from the White Sox in exchange for former Flying Squirrel Conor Gillaspie in February of 2013. Fast forward three years and Gillaspie's back with the Giants after resigning as a free agent in the offseason, while Soptic is coming off his best season as a pro with San Jose (A+). In the two years before the trade, Baseball America considered the righthander's fastball to be the best in Chicago's farm system, but persistent control problems kept him grounded in the lower levels. Soptic walked 98 batters in 104.1 IP from 2013-2014 in the California League, but harnessed his control a little more and walked 38 in 55.2 IP last season. Although he was mostly overshadowed in a talent-rich San Jose bullpen, it was a huge step forward, and sets him up for his first trip to Double-A. With Ian Gardeck done for the year after undergoing Tommy John surgery, it opens up a spot for Soptic to land in Richmond's (AA) bullpen. He has a live arm and has missed some time over the last few seasons, but the Giants have been pretty good at identifying talented pitchers when they come across them. The key for Soptic will continue to be his control, and the organization will keep working with him on a repeatable delivery to keep his walks down. He'll also need to develop at least one more plus-pitch, because a fastball alone will only get him so far in the Eastern League.

2015

Pitched the entire season in San Jose (A+) for the second straight year ... Allowed five home runs in 55.2 IP, but held opponents to a .207 average while generating 50 strikeouts ... Limited lefties to a .179 average and lowered his ERA from 4.13 in the first half to 2.30 in the second half ... Had a 1.32 ERA in 13 games at home compared to a 5.08 ERA in 19 road appearances ... Went through two DL stints from 4/23-5/4 and 6/19-7/9.

2014

Spent his second full season with San Jose ... Finished 4th in the California League in walks with 62 ... Right-handed hitters hit .206 against him...

2013

Spent most of the season with San Jose (A+) but also made four appearances for Salem-Keizer (A-) ... Appeared in 32 games, all in relief, and posted a 3-2 record ... Opponents batted .255 against him ... In 4.0 innings pitched with Salem-Keizer, allowed one run on two hits while walking one and striking out six.

2012

Spent first full year with Low-A Kannapolis (White Sox) ... Made 27 relief appearances ... Began season in Extended Spring, assigned to Kannapolis on 5/25, and did not pitch until 5/30 ... Threw a team-high 16 wild pitches ... Allowed just one home run in 43.1 innings pitched ... Pitched two or more innings in 14-of-27 outings ... Allowed a season-high five runs in 1.1 Innings on 6/29 in Rome ... Was rated as having the best fastball in the White Sox organization by Baseball America following the season.

2011

Appeared in three games with short-season Bristol ... Made professional debut on 7/30 in Johnson City ... Was rated as having the best fastball in the White Sox organization by Baseball America following the season.

PERSONAL & MISCELLANEOUS

Acquired by the Giants in a trade with the White Sox for 3B Conor Gillaspie on February 22, 2013 ... Selected by the White Sox in third round of the 2011 draft out of Johnson County Community College (KS) ... Graduated Shawnee Mission East High School (KS) in 2009 ... Was originally drafted in the 43rd round of the 2009 draft by Kansas City but did not sign ... Played two seasons with Johnson County Community College and reportedly turned down a scholarship offer to the University of Missouri to sign with the White Sox.

SOPTIC'S CAREER PITCHING STATISTICS

Year	Team	League	ORG	W	L	PCT	ERA	G	GS	CG	SHO	SV	SVO	IP	H	R	ER	HR	HB	BB	SO	WP	AVG	
2011	Bristol White Sox	APP	CWS	0	1	.000	0.00	3	0	0	0	0	1	2.2	2	2	0	0	1	2	2	0	.182	
2012	Kannapolis	SAL	CWS	3	2	.600	5.40	27	0	0	0	2	43.1	26	26	26	1	5	29	36	16		.176	
2013	Salem-Keizer	NOR	SF	0	0	—	2.25	4	0	0	0	0	0	4.0	2	1	1	1	1	6	0		.154	
2013	San Jose Giants	CAL	SF	3	2	.600	6.26	32	0	0	0	4	41.2	40	34	29	2	1	36	46	9		.255	
2014	San Jose Giants	CAL	SF	2	1	.667	4.60	36	0	0	0	1	62.2	55	36	32	4	3	62	64	14		.238	
2015	San Jose Giants	CAL	SF	2	3	.400	3.23	32	0	0	0	0	55.2	42	27	20	5	2	38	50	6		.207	
	Minor League Totals			10	9	.526	4.63	134	0	0	0	1	8	210.0	167	126	108	13	13	168	204	45		.219



Richmond Flying Squirrels



RHP Albert Suarez

Height/Weight: 6-3/235
Bats/Throws: Right/Right
Born: October 8, 1989 in San Felix, VEN
Resides: Guayana, VEN
Acquired: Signed by the Giants as a MiLB FA November 18, 2015



THE SUAREZ FILE

Flying Squirrels Debut:
N/A

Last Team:
Arkansas Travelers (AA,
Angels)

CAREER HIGHS:

IP (S):7.2, 7/26/15 @ TUL
IP (R):4.0, 9/4/11 @ BRD
H:10, 8/30/14 @ JXN
BB:4 (x2), Last, 9/2/15 @ SPR
SO:10, 8/5/15 @ NWA

At one time, Suarez was a top-15 prospect in the Tampa Bay Rays organization, but injuries limited him to just 34 starts from 2011-2013. The Angels then signed him to a minor league contract with a spring training invite at the end of the 2014 season, and he spent all of last year with the Arkansas Travelers (AA). Suarez entered the season with just 13 Double-A starts, but thrived in the Texas League and had a career year as he tied for the league lead with 11 wins. After debuting all the way back in 2008 in the Appalachian League, he earned some validation with his first ever honor via a Midseason All-Star selection. The Angels' loss was the Giants gain, and he signed a similar contract this past offseason after electing for free agency. Suarez has a commanding presence on the mound because of his size, and will pitch to contact with a fairly heavy cut fastball. He's always showed very good control and at age 26, also showed that he still might have a little bit left in the tank. Suarez will likely open the season in Richmond (AA) at the back end of the rotation, and will probably be one of the Flying Squirrels' oldest pitchers. With a young nucleus intact and arriving from San Jose (A+), he will be a sneaky option for pitching coach Steve Kline and can be a huge boost for some organizational depth. If Suarez can stay healthy, he might actually fare better in the Eastern League where offensive numbers are usually a bit lighter than in the Texas League.

2015

Established career highs in every category after making 27 starts with the Arkansas Travelers (AA, Angels) to tie for the team lead ... Tied for the Texas League lead with 11 wins while leading all eligible starters with a 2.98 ERA in 163.0 IP (ranked second) ... Finished second in the league behind fellow Travs starter Kyle McGowin with 121 strikeouts ... Led all starters with a 1.12 WHIP and .234 opponents average ... Held left-handed hitters to a .208 average during the season ... Lasted 6 or more innings in 21 of his 27 starts.

2014

Spent most of his final season in the Rays' organization pitching with Montgomery (AA), where he made 11 starts and lost four of his last five games to close out the season ... Went at least five innings in 10 of those starts ... Didn't make his season debut until June 20 with Charlotte (A+) ... Made six starts with Leonel del Caracas in the Venezuelan Winter League during the offseason.

2013

Shut down for the season with an oblique injury after making his second start of the year with Montgomery on 4/12 ... Elected free agency after the season on 11/4 but was re-signed to a minor league deal by the Rays on 11/12.

2012

Made 25 starts with the Charlotte Stone Crabs in the Florida State League ... Went 4-3 with a 3.64 ERA during the first half but 1-6 with a 4.67 ERA in the second half ... Designated for assignment by Tampa Bay on 8/31 and was outrighted to Charlotte on 9/3.

2008-2011

Made two starts with Navegantes del Magallanes of the Venezuelan Winter League after the 2011 season, but never pitched overseas during the regular season ... Never logged more than 50.2 IP in any of his first four seasons to start his career ... Baseball America Rays' Prospect Ranking: #17 (post-2011), #20 (post-2009), #12 (post-2008).

PERSONAL & MISCELLANEOUS

Born Albert Joe Suarez on October 8, 1989 in San Felix, Bolivar, Venezuela ... Entering the 2016 season, 100 of his 104 career appearances have come as a starter ... Hasn't pitched in relief since 2011 and has never pitched in the postseason during his career ... Ranked as the Appalachian League's #9 prospect by Baseball America in 2008.

SUAREZ'S CAREER PITCHING STATISTICS

Year	Team	League	ORG	W	L	PCT	ERA	G	GS	CG	SHO	SV	SVO	IP	H	R	ER	HR	HB	BB	SO	WP	AVG
2008	Princeton	APP	TB	0	2	.000	3.92	11	9	0	0	0	0	43.2	41	28	19	3	1	7	37	0	.232
2009	Hudson Valley	NYP	TB	1	0	1.000	2.79	2	2	0	0	0	0	9.2	8	3	3	1	0	2	4	0	.222
2010	GCL Rays	GCL	TB	0	0	--	1.00	3	3	0	0	0	0	9.0	4	1	1	0	0	1	8	1	.129
2010	Bowling Green	MID	TB	2	5	.286	3.89	12	11	0	0	0	0	41.2	38	24	18	5	2	16	30	3	.252
2011	GCL Rays	GCL	TB	0	0	--	1.38	4	4	0	0	0	0	13.0	10	3	2	0	0	5	10	0	.213
2011	Charlotte	FSL	TB	1	1	.500	2.76	4	3	0	0	0	0	16.1	13	6	5	1	0	3	7	1	.210
2012	Charlotte	FSL	TB	5	9	.357	4.08	25	25	1	1	0	0	125.2	132	74	57	11	12	30	62	3	.269
2013	Montgomery	SOU	TB	0	0	--	1.42	2	2	0	0	0	0	6.1	10	2	1	0	0	2	6	0	.345
2014	Charlotte	FSL	TB	1	0	1.000	0.64	3	3	0	0	0	0	14.0	14	1	1	0	0	1	10	0	.255
2014	Montgomery	SOU	TB	3	6	.333	4.34	11	11	0	0	0	0	56.0	67	34	27	4	2	19	32	1	.303
2015	Arkansas	TEX	LAA	11	9	.550	2.98	27	27	1	0	0	0	163.0	142	64	54	14	1	40	121	4	.234
	Minor League Totals			24	32	.429	3.40	104	100	2	1	0	2	498.1	479	240	188	39	18	126	327	13	.251

2016 FLYING SQUIRRELS

Organization

2016 Flying Squirrels


2015: In Review

History & Records

Eastern League

SF Giants

General Info



c Ben Turner

Height/Weight: 6-5/219
Bats/Throws: Right/Right
Born: April 27, 1990 in St. Louis, MO
Resides: St. Charles, MO
Acquired: Selected by the Giants in the 21st round
2012 MLB June Draft



THE TURNER FILE

Flying Squirrels Debut:
N/A

Last Team:
Sacramento River Cats

CAREER HIGHS:

Runs:.....3, 6/11/13 @ KAN
Hits:4 (x4), Last, 8/29/14 @ HD
HR:.....1 (Many), Last, 6/12/15 @ HD
RBI:.....3 (Many), Last, 8/27/14 @ LE
SB:1 (x4), Last, 8/29/13 vs LEX

Turner took the rare step of jumping right over Richmond (AA) after being reassigned to Sacramento (AAA) less than a month into last season. Moving up from San Jose (A+) would seem like a lot for most young catchers, but he hit .387 (12-for-31) with a hit in seven of his first eight games. He spent the next two months in the California League, and put up decent numbers there after being one of the SJ Giants best hitters in 2014. On August 1, the River Cats came calling again, and Turner picked up right where he left off, finishing the season with a .293 average and 10 runs batted in during 31 Triple-A games. It was wise that he started playing more first base last season because of Buster Posey's status in San Francisco and the fact that his size makes him an ideal first baseman. This is where Turner's flaws are unfortunately exposed, because he only has six home runs in over 1,000 career at bats. It's imperative that he start to hit for more power because he's shown that he can put the ball in play with only 100 strikeouts through his first three seasons. On the flip side, he's only drawn 76 walks, so this will be a big year for Turner to be more than just a singles hitter. Behind the plate, he's done a decent job of throwing out baserunners with a three-year success rate of 26% (55-for-208). He should open the season on Richmond's roster as one of the catchers, and will certainly be in the mix to play first base once or twice a week.

2015

Played in a career-low 81 games with San Jose (A+) and Sacramento (AAA) despite not missing any time on the disabled list ... Hit .267 in 50 games with San Jose, adding two home runs and 20 runs batted in ... Batted .293 in his first stint at Triple-A, adding 10 runs batted in and a .359 on-base percentage ... Played in 38 games at catcher, 33 at first base, and 10 as the designated hitter ... For the year, threw out 28% (13-for-47) of baserunners from behind the plate between the two levels.

2014

Earned a promotion at and spent the entire season at San Jose (A+) ... Would have been 8th in the league in batting average at .298 with 30 more at-bats ... 4th on the team in walks with 34 ... Hit .301 against left-handed pitchers.

2013

Spent his first full professional season with Augusta (A) ... Hit .259 (78-for-301) against right-handed pitchers ... Had 29 multi-hit games with Augusta.

2012

Did not play due to an injury (thumb).

PERSONAL & MISCELLANEOUS

Selected by the Giants in the 21st round of the 2012 June Draft out of the University of Missouri ... Played four seasons at Mizzou ... Was a non-roster invitee to Spring Training in 2014.


TURNER'S CAREER BATTING STATISTICS

Year	Team	League	ORG	AVG	G	AB	R	H	2B	3B	HR	RBI	BB	IBB	SO	SB	CS	OBP	SLG	OPS
2013	Augusta	SAL	SF	.249	100	378	40	94	19	0	2	38	20	0	24	4	1	.286	.315	.601
2014	San Jose Giants	CAL	SF	.298	106	383	47	114	20	1	2	40	34	0	37	0	0	.353	.371	.724
2015	San Jose Giants	CAL	SF	.267	50	180	25	48	6	0	2	20	12	0	26	0	0	.317	.333	.650
2015	Sacramento	PCL	SF	.293	31	92	9	27	4	0	0	10	10	0	13	0	0	.359	.337	.696
Minor League Totals				.274	287	1033	121	283	49	1	6	108	76	0	100	4	1	.323	.341	.664



Richmond Flying Squirrels

2016 FLYING SQUIRRELS



1B/3B Angel Villalona

Height/Weight: 6-3/257
Bats/Throws: Right/Right
Born: August 13, 1990 in La Romana, DR
Resides: La Romana, DR
Acquired: Signed by the Giants as a NDAFA August 16th, 2006



THE VILLALONA FILE

Flying Squirrels Debut:
7/11/13 @ REA

Last Team:
San Jose Giants

CAREER HIGHS:

Runs:.....4, 5/6/09 @ BAK
Hits:.....4, 5/6/09 @ BAK
HR:.....2 (x4), Last, 8/26/15 @ IE
RBI:.....5, 4/13/08 @ LEX
SB:.....1 (Many), Last, 6/12/14 @ TRN

Villalona was supposed to bring some power to the middle of Richmond's (AA) lineup last season, but really struggled out of the gate and was sent down to San Jose (A+) in June. Two separate trips to the disabled list certainly didn't help matters, but it's been a tough journey for the Giants' one-time top prospect. The days of Villalona being a top-50 overall prospect are long gone, and at age 25, he's still never played a game in Sacramento (AAA) despite signing for a then club-record \$2.1 million bonus in 2006. Although he hit 13 home runs and drove in 48 more in just 68 games in San Jose, Villalona's .222 career average in 181 games with the Flying Squirrels is hard to overlook. Simply put, he hasn't been the same player since sitting out the 2010 and 2011 seasons at a time when his career was really supposed to take off. After the 2009 season with San Jose, Villalona returned home to his native Dominican Republic and was charged with murder. Although the charges were later dropped, his legal issues and subsequent VISA problems kept him out of the United States for the next three years. Villalona didn't resume playing in the states until 2013, and at that point, had a lot of lost time to make up. He'll likely get another chance to seize the first base job in Richmond, but needs to finally handle Eastern League pitching to give the organization some sort of return on its fairly large investment. Villalona could also benefit from trimming down a bit to add some bat speed, because the overall perception right now is that he's reached his ceiling in Double-A.

2015

Was on Richmond's (AA) Opening Day roster but only appeared in eight games before being placed on the disabled list on 4/25 ... Spent more time on the DL from 5/22-6/9 and was assigned to San Jose (A+) on 6/26 ... Combined to hit 13 homers and drive in 45 runs in 29 games during both July and August ... Had a pair of two-home run games on 7/2 in Stockton and August 26 in Inland Empire ... Hit .298 (14-for-47) with four home runs and 10 runs batted in during 11 playoff games ... Led all postseason players in hits, home runs, and runs batted in.

2014

Began the year with the AZL Giants (R) and quickly earned a promotion to Richmond ... Was 4th on the team in home runs with 10 ... Started his stint in Richmond with an eight game hit streak.

2013

Split season between San Jose (A+, 73 games) and Richmond (52 games) ... Batted .229 with 16 doubles and 14 home runs, collecting 42 RBIs before the All-Star Break ... Was a CAL Mid-Season All-Star ... Had a .235 average in Double-A ... Went 4-for-6 with two (2) runs scored, a home run and two (2) runs batted in during a doubleheader against Bowie on 7/19.

2009

Spent the entire season with San Jose, primarily as a 19-year old ... Hit .267 in 74 games with 9 HR and 42 RBIs ... Rated as the #3 prospect in the Giants system entering the season ... Charged with murder in his native La Romana, Dominican Republic after leaving San Jose due to injury in September, 2009 (Charges were later dropped).

PERSONAL & MISCELLANEOUS

Received a then club-record bonus of 2.1 million dollars to sign with the Giants on August 16, 2006 ... Did not play professionally from the end of the 2009 season until appearing in the Dominican Summer League in 2012 ... Was denied an American Visa to return to the United States prior to the 2012 season despite prevailing in a right-to-work lawsuit ... Invited to his first big league spring training in 2013.

VILLALONA'S CAREER BATTING STATISTICS

Year	Team	League	ORG	AVG	G	AB	R	H	2B	3B	HR	RBI	BB	IBB	SO	SB	CS	OBP	SLG	OPS
2007	AZL Giants	AZL	SF	.285	52	200	40	57	12	3	5	37	15	0	42	1	1	.344	.450	.794
2007	Salem-Keizer	NOR	SF	.167	5	12	1	2	0	0	0	1	0	0	2	1	0	.231	.167	.398
2008	Augusta	SAL	SF	.263	123	464	64	122	29	0	17	64	18	3	118	1	2	.312	.435	.747
2009	San Jose Giants	CAL	SF	.267	74	292	47	78	11	0	9	42	9	2	73	0	1	.306	.397	.703
2012	DSL Giants	DSL	SF	.303	44	155	32	47	9	0	7	34	23	4	40	0	0	.430	.497	.927
2013	San Jose Giants	CAL	SF	.229	73	284	37	65	16	0	14	42	15	1	76	0	0	.278	.433	.711
2013	Richmond	EAS	SF	.235	52	196	23	46	11	0	8	28	8	0	60	0	0	.273	.413	.686
2014	AZL Giants	AZL	SF	.273	6	22	4	6	3	0	0	3	0	0	3	0	0	.273	.409	.682
2014	Richmond	EAS	SF	.227	101	365	35	83	18	4	10	54	23	1	94	1	1	.290	.381	.671
2015	Richmond	EAS	SF	.147	28	56	3	8	2	0	0	6	3	0	17	0	0	.180	.179	.359
2015	San Jose Giants	CAL	SF	.249	68	257	29	64	12	0	13	48	28	1	64	0	0	.334	.447	.781
	Minor League Totals			.251	626	2303	315	578	123	7	83	359	142	12	589	4	5	.311	.419	.730

Organization

2016 Flying Squirrels

2015: In Review

History & Records

Eastern League

SF Giants

General Info

2015: IN REVIEW

Organization

2016 Flying Squirrels

2015: In Review

History & Records

Eastern League

SF Giants

General Info



c Eliezer Zambrano

Height/Weight: 5-11/195
Bats/Throws: Switch/Right
Born: September 16, 1986 in San Diego, VZ
Resides: San Diego, VZ
Acquired: Signed by the Giants as a NDA February 9th, 2005



THE ZAMBRANO FILE

Flying Squirrels Debut:
7/12/10 @ ALT

Last Team:
Richmond Flying Squirrels

CAREER HIGHS:

Runs:3 (x2), Last, 8/23/09 vs CSC
Hits:4, 8/24/08 @ EUG
HR:1 (x6), Last, 7/2/15 @ HAR
RBI:3 (x4), Last, 5/25/14 vs TRN
SB:1 (Many), Last, 7/14/14 @ BOW

Zambrano remains the only player to appear with the Flying Squirrels during each of their first six seasons in Richmond (AA), totaling 148 games during that time. He's always been an up-and-down hitter from stint-to-stint in the River City, but last year represented his worst at the plate as he hit .190 in 57 games. Zambrano has been a good soldier dating back to his rookie year in 2006 because he's essentially been a third catcher and bullpen guy for most of his career. The key to his longevity has been his personality and attitude, in addition to young pitchers enjoying their bullpen sessions with him. With more up-and-comers behind the plate shooting through the system, Zambrano is what he is and will continue to fade a little bit more as more pitchers he's worked with move on. Whether he remains with the organization out of Spring Training remains to be seen, but he's always been able to find a home in Richmond where he's spent most of his career. Zambrano will look to latch on for another season as he enters his 11th year in baseball, and based on his experience, has all the makings of a post-playing career in coaching or scouting.

2015

Appeared in 57 games with Richmond (AA), marking the second-highest total of his career ... Hit home runs on the road in Bowie on 5/17 and Harrisburg on 7/2, giving him his first season with more than one home run ... Batted .233 against right-handed pitching and .078 against left-handed pitching.

2014

Appeared in 60 games for Richmond ... Finished 4th on the team in batting average at .268 (52-for-194) ... Had 12 multi-hit games, including five three-hit games.

2013

Spent time in Augusta (A), San Jose (A+) and Richmond ... Batted .242 with a HR and 11 RBI while with San Jose ... Went 2-4 with a double and two (2) runs scored on 6/8 against Lancaster ... Had three (3) multi-hit games after being sent down to Augusta in July ...

2012

Appeared in only 13 games, all with Richmond ... Collected three hits vs Altoona on 4/20 ... Threw out two base runners on six attempted steals.

2011

Split the season with Richmond and Low-A Augusta ... Batted .217 in eight games with the Flying Squirrels, adding 3 RBIs ... Went 2-5 with 2 RBIs and a double on 6/12 at New Hampshire ... After being sent down, he batted .259 (14-59) in Augusta with a HR and five (5) RBIs.

2010

Split the season between Augusta and Richmond.

2009

Split the season with San Jose and Augusta ... Played two games for San Jose ... Played 32 games for Augusta and batted .200 (17-85) with a HR and sixteen RBIs ... In July batted .167 (7-42) with a HR and seven RBIs ... In August batted .294 (5-17) ... Played nine (9) games for Augusta and batted .227 (5-22) with two (2) RBIs.

2008

Played the whole season with Savannah ... Batted .174 (12-for-69) with 11 RBIs in 22 games.

PERSONAL & MISCELLANEOUS

Signed by the Giants as a non drafted free agent on February 9, 2005.

ZAMBRANO'S CAREER BATTING STATISTICS

Year	Team	League	ORG	AVG	G	AB	R	H	2B	3B	HR	RBI	BB	IBB	SO	SB	CS	OBP	SLG	OPS
2006	DSL Giants	DSL	SF	.292	45	120	18	35	5	2	0	16	10	0	15	10	5	.346	.367	.713
2007	AZL Giants	AZL	SF	.254	20	59	10	15	2	0	0	5	5	0	6	3	0	.343	.288	.631
2008	Salem-Keizer	NOR	SF	.174	22	69	4	12	3	0	0	11	3	0	16	0	0	.205	.217	.422
2009	San Jose Giants	CAL	SF	.000	2	2	0	0	0	0	0	0	0	0	0	0	0	.000	.000	.000
2009	Salem-Keizer	NOR	SF	.200	32	85	11	17	2	2	1	16	5	0	9	1	2	.245	.306	.551
2009	Augusta	SAL	SF	.227	9	22	3	5	0	0	0	2	3	0	4	0	0	.346	.227	.573
2010	Augusta	SAL	SF	.170	31	88	7	15	2	0	0	7	1	0	23	1	0	.187	.193	.380
2010	Richmond	EAS	SF	.278	5	18	1	5	2	0	0	1	0	0	3	0	0	.278	.389	.667
2011	Richmond	EAS	SF	.217	8	23	4	5	2	0	0	3	1	0	5	0	0	.240	.304	.544
2011	Augusta	SAL	SF	.259	18	54	6	14	3	0	1	5	7	2	5	0	0	.344	.370	.714
2012	Richmond	EAS	SF	.238	13	21	2	5	0	0	0	3	4	0	6	0	0	.385	.238	.623
2013	San Jose Giants	CAL	SF	.242	28	95	5	23	7	0	1	11	6	0	13	0	1	.296	.347	.643
2013	Augusta	SAL	SF	.230	20	61	7	14	0	0	0	6	6	0	10	2	1	.294	.230	.524
2013	Richmond	EAS	SF	.273	5	11	0	3	0	0	0	0	1	0	1	0	0	.333	.273	.606
2014	Richmond	EAS	SF	.268	60	194	15	52	4	0	1	12	10	1	26	1	1	.304	.304	.608
2015	Richmond	EAS	SF	.190	57	184	10	35	5	0	2	12	7	1	20	0	1	.232	.250	.482
Minor League Totals				.231	375	1106	103	255	37	4	6	110	69	4	162	18	11	.281	.288	.569



Richmond Flying Squirrels

2015: IN REVIEW



Organization

2015 Flying Squirrels

2016: In Review

History & Records

Eastern League

SF Giants

General Info



2015: IN REVIEW



Things did not fall into place easily or immediately for the Squirrels under new skipper Jose Alguacil. The Giants long-time Roving Infield Instructor finally returned to managing after nearly a decade of other duties within the organization. The season opened, as it always has, with a sellout crowd and a raucous environment at The Diamond. The 9,560 eager Richmond faithful witnessed a wild 14 inning affair that was started by Giants 1st round selection Chris Stratton and ended with a Kelby Tomlinson squeeze bunt to score Rando Moreno from third base to win the game. By the end of the year, Tomlinson would be in San Francisco and Moreno and Stratton were household names. The Squirrels managed to win the opening series against the Western Division rival Bowie Baysox before things quickly went downhill.

It started, like most 15-game losing streaks do, with a loss. The Squirrels wrapped up the first homestand of the season with a modest 3-0 loss to Altoona to split their first six games. Stratton started that game as well and turned in a quality start with six strikeouts over six innings, but Altoona's Angel Sanchez was slightly better and blanked the Squirrels over six frames. The team then embarked on the first road trip of the year to Reading, an early powerhouse squad, and the losses began to rack up. Reading ace Aaron Nola, the 22 year-old phenom who ended the season in the Major Leagues, bested reliable Jack Snodgrass in a 7-1 final for consecutive loss number two. An extra-inning heartbreaker did not help the next night, and Phillies' emerging prospect Zach Efflin completed the sweep in the series finale with eight marvelous, shutout innings.

The Squirrels then traveled to Bowie for a quick two-game series with similar results. Eventual All-Star Joe Biagini had one of his less effective starts for the Squirrels and Richmond scuffled against a much more aged and experienced Baysox team. With the streak now at six, one shy of matching the franchise record, the team returned home to face New Britain and Reading. The New Britain club, entering its first season as a Rockies' affiliate, was filled with talent as is the case with many newly minted affiliates. The Squirrels had been sent their fair share of talent as well and Richmond witnessed the best that fireballer Kyle Crick had on April 24 against New Britain. In his best start of the year, (Crick would later be transferred to the bullpen) the hard-throwing Texan fanned eight over four scoreless innings. Kelby Tomlinson connected on three hits in a 3-2 loss and was clearly emerging as the best hitter in the Eastern League. The Rock Cats completed a four-game sweep on April 26 and Reading would do the same three days later to extend the Squirrels streak to 12 games.

Through the trials and tribulations, Squirrels first-year manager Jose Alguacil ("Auggie") never wavered from his belief and confidence in his team. Auggie, known for his infectious smile and charm, maintained a positive attitude that eventually lifted his team out of the depths and into potential playoff contention. Meanwhile, in the offices at The Diamond, the front office, led by the iconic Todd "Parney" Parnell began conjuring up ways to end the historic Squirrels slide.

It didn't help that Richmond had to turn things around by traveling back up to New Britain to face the juggernaut Rock Cats for three more games. On May 1, Kyle Crick punched out eight more batters in a 1-0 defeat. The offense sputtered early on despite Tomlinson leading the way with a .319 average in April. The Giants had high hopes that Cuban centerfield Daniel Carbonell would bolster the offense, but he managed to hit just .146 in 56 games before being sent back to High-A San Jose. The Squirrels were also rather unfortunate in that 2013 mainstay Javier Herrera endured another arm injury and was forced to retire. First baseman Ricky Oropesa also started slow and things did not turn around until the lesser-known scrappy utility player Rando Moreno started to see more playing time.

On the verge of ending the streak at 14, the Squirrels took a 6-2 lead into the seventh inning of their final game of the series in New Britain. The bullpen, one of the team's strengths during the season, could not hold the lead. Giants' 40-man pitcher Joan Gregorio struggled and relinquished four runs in less than an inning and closer Josh Osich also allowed a pair of runs in an 8-6 defeat. Osich allowed just two more runs over his next 24 innings pitched and earned the reputation as the Eastern League's best closer. Osich, like Tomlinson, also ended the season as an impact player in San Francisco.

The 15-game stretch began to garner regional and national attention. The Squirrels managed to lose every way possible despite having a talented team. Squirrels Vice President and COO Todd "Parney" Parnell could not sit on the sidelines anymore and sprang into action. Parney called a press conference while donning a Squirrels uniform and vowed not to shower until the team brought home a victory. Parney then met the team in Altoona, PA to deliver the same message in person before their game against the Curve on May 4, and that's when things turned around in an instant.

2015: IN REVIEW

2015: SEASON IN REVIEW (Cont.)

Squirrels veteran Kelvin Marte dazzled the Curve that night and allowed just one run over seven innings pitched in a 5-1 win. Utility man Myles Schroeder blasted a home run and Stephen Johnson worked the final two innings out of the bullpen to preserve the win. The terror for the team was over in an instant.

Sitting at 4-17 did not bother manager Jose Alguacil. It was better to have such a streak early rather than late in the season he said. The win in Altoona began the first of three six-game winning streaks with a pitching staff led by Marte, Snodgrass, Biagini, and lefty Matt Lujan. The Squirrels went 19-11 in the month of May and Auggie figured out a way to get his secret weapon Rando Moreno in the lineup every day. Moreno had a knack for coming up with big plays and key hits and soon became the talk of the town. Prior to his arrival in Richmond, Moreno had never played above the Low-A South Atlantic League and had never appeared on any prospect lists. By the end of the year, he was the Squirrels Team MVP.

As the weather warmed, so did the Squirrels, despite losing a few key pieces to promotion. Within the same week, both Osich and Tomlinson were assigned to Triple-A Sacramento. Tomlinson picked up his torrid pace even more as the Squirrels leadoff hitter torched the Eastern League by batting .329 in June. Osich was untouchable and held hitters to a .185 average in his 31 total appearances with Richmond. Both were ready for the next level and beyond. Osich was advanced on June 24 and made his MLB debut shortly thereafter on July 3 in Washington D.C. The bespectacled shortstop, Tomlinson, was promoted on June 26 to Sacramento and then 33 games later made his MLB debut on August 3. Tomlinson appeared in 53 games during his rookie season with the Giants and hit a robust .303 with a little power and speed to boot.

Without Tomlinson and Osich, the Squirrels managed to move on. Derek Law, one year removed from Tommy John Surgery, stepped in and returned to his rightful role as closer. Moreno slid into the leadoff spot and the Squirrels received a trio of reinforcements from San Jose. Newcomers Austin Slater and Hunter Cole helped stabilize a sputtering offense while first-round pick Tyler Beede joined the rotation and immediately piqued the interest of fans and scouts alike. Beede, heralded as a future frontline MLB starter, initially struggled with the Squirrels as he adjusted to the Eastern League. The team finished 17-11 in June with a 2.85 team ERA. Lefty Matt Lujan won three of his five starts in the month and was hitting his stride before an injury took him out for most of July and early August.

Teams around the league seemed amazed that Richmond was still in contention by July 1. Despite the epic 15 game skid, the Squirrels entered the month just 4 ½ games back of first place and only a handful of games out of a playoff spot. Jose Alguacil felt the club was right where it should be and began hitting Slater and Cole in the middle of the lineup. The usually sure-handed bullpen trio of Law, Jose Casilla, and Tyler Mizenko ran into some unfortunate endings in July as the Squirrels dropped all four extra-inning games in the month. The team ultimately finished 15-15 in July.

Richmond was fortunate that mediocrity was en vogue within the Division. The Squirrels entered August sitting at 54-51 but only 2 ½ games behind the Wild Card-leading Altoona Curve. The Curve and Squirrels would take the season down to the wire for the last playoff spot.

August arrived and something awoke in Ricky Oropesa. The Squirrels slugger won the Eastern League Player of the Month Award in May by hitting .343 with six home runs. However, the USC product fell off that pace in June and July before erupting once again. On August 27, the Squirrels traveled to Akron, Ohio desperately needing a series win against the RubberDucks in order to stay alive. Richmond dropped the series opener after the Ducks snuck across a pair of runs in the eighth inning against Mizenko. Oropesa homered in the game and drove in three runs in the loss. Beede pitched well the next night in a 5-3 win to earn his third victory of the season. Oropesa then took over in the final two games of the series: on August 29, he slugged a home run in the third inning off MLB rehabbing pitcher Gavin Floyd. One inning later, he added a grand slam to lift the Squirrels to a 5-3 victory. He followed that by hitting two homers, including a grand slam, in the same inning on August 30. Ricky joined Jarrett Parker as the only other Squirrels player to hit multiple homers in the same inning and finished the series with five home runs and 11 RBIs. Akron was stunned and the Squirrels wrestled sole position of third place away from the RubberDucks, thus setting their sights on the second place Altoona Curve.

The Squirrels were three games back of the Curve with only seven remaining in the season. Not an insurmountable deficit, but still a small mountain to climb. On September 1, Richmond was blanked 5-0 by Austin Voth and the Harrisburg Senators while the Curve knocked off Bowie to widen the gap. Richmond countered with three straight wins, including a solid performance from the recently promoted Chase Johnson. The righty earned his first Double-A win, with five innings and five strikeouts to take down Harrisburg. Still two back with only three games to play, the Squirrels finished the season at home with the powerhouse Reading Fightin Phils in town. Both Altoona and Richmond lost on September 5, leaving Richmond two back with two games to play, but still holding the tiebreaker over Altoona. On the penultimate day of the season, the Squirrels won in a Sunday afternoon showdown at The Diamond. Law closed out a 2-1 win to earn his 13th save of the season, leading to immediate pressure on the Curve, who were scheduled to play at home later that night. Altoona responded with a 4-1 win against Binghamton to eliminate the Squirrels from playoff contention. And with that, another successful season of Squirrels baseball was in the books.



Richmond Flying Squirrels

Organization

2016 Flying Squirrels

2015: In Review

History & Records

Eastern League

SF Giants

General Info



EASTERN LEAGUE FINAL 2015 STANDINGS

WESTERN DIVISION

TEAM	W	L	PCT	GB	HOME	AWAY	DIV
Bowie Baysox #	79	63	.556	-	41-30	38-33	48-45
Altoona Curve @	74	68	.521	5.0	40-32	34-36	46-35
Richmond Flying Squirrels	72	68	.514	6.0	41-30	31-38	46-35
Akron RubberDucks	73	69	.514	6.0	36-35	37-34	38-46
Harrisburg Senators	67	75	.472	12.0	37-34	30-41	39-45
Erie SeaWolves	64	78	.451	15.0	31-39	33-39	36-46

- Division Winner @ - Wild Card Entrant

EASTERN DIVISION

TEAM	W	L	PCT	GB	HOME	AWAY	DIV
Reading Fighting Phils #	80	61	.567	-	41-29	39-32	45-32
Binghamton Mets @	77	64	.546	3.0	37-33	40-31	45-33
Trenton Thunder	71	71	.500	9.5	40-31	31-40	34-38
New Britain Rock Cats	69	71	.493	10.5	39-30	30-41	40-41
New Hampshire Fisher Cats	69	71	.493	10.5	41-30	28-41	54-49
Portland Sea Dogs	53	89	.373	27.5	26-45	27-44	40-65

- Division Winner @ - Wild Card Entrant

Composite Club Standings

Reading	80	61	.567	-
Bowie	79	63	.556	1.5
Binghamton	77	64	.546	3.0
Altoona	74	68	.521	6.5
Richmond	72	68	.514	7.5
Akron	73	69	.514	7.5
Trenton	71	71	.500	9.5
New Britain	69	71	.493	10.5
New Hampshire	69	71	.493	10.5
Harrisburg	67	75	.472	13.5
Erie	64	78	.451	16.5
Portland	53	89	.373	27.5

2015 EL Playoff Results

After 23 years of playoff struggles and disappointments, the Bowie Baysox finally captured the organization's first Eastern League title in 2015. Bowie took down Eastern Division Champion Reading in a best of five series that went the distance. Reading blew away the competition for most of the year due to the rebuilding process for the parent club in Philadelphia. Reading directly benefited by the Phillies sending Cole Hamels and others to Texas at the trade deadline and acquired several blue chip prospects in return to cruise to the finish line.

Bowie also took off in the second half of the season by mixing young talent from the lower levels with established MILB veterans. Baysox utility infielder Garabez Rosa sparked the Bowie offense in crunch time with three postseason home runs to aid Baysox manager Gary Kendall close out a memorable season in Maryland.

Bowie Defeats Altoona, 3-1
(Western Division Series)

Reading Defeats Binghamton, 3-0
(Eastern Division Series)

Bowie Defeats Reading, 3-2
Eastern League Championship Series



2015: IN REVIEW

EASTERN LEAGUE AWARDS

Eastern League Most Valuable Player.....	Brock Stassi, REA
Eastern League Rookie of the Year.....	Gavin Cecchini, BNG
Eastern League Pitcher of the Year.....	Michael Fulmer, BNG/ERI
Eastern League Post-Season Most Valuable Player.....	Garabez Rosa, BOW
Eastern League Manager of the Year.....	Dusty Wathan, REA

2015 EASTERN LEAGUE POSTSEASON ALL-STAR TEAM

RHSP	Adrian Sampson, ALT	SS	Gavin Cecchini, BNG
LHSP	Henry Owens, POR	DH	Dean Green, ERI
RP	Oliver Drake, BOW	OF	Wynton Bernard, ERI
C	Pedro Severino, HAR	OF	Quincy Latimore, BOW
1B	Brock Stassi, REA	OF	Mike Tauchman, NBR
2B	Max Moroff, ALT	UTIL	Josh Rodriguez, BNG
3B	Yandy Diaz, AKR		

2015 EASTERN LEAGUE MID-SEASON ALL-STARS

Eastern Division: (Pitchers) Danny Barnes, NH; Shane Carle, NBR; Luis Cessa, BNG; William Cuevas, POR; Zach Eflin, REA; Nick Goody, TRE; Austin House, NBR; Eric Ruth, TRE; Robby Scott, POR; Paul Sewald, BNG
(Catchers) Tom Murphy, NBR; Gary Sanchez, TRE **(Infielders)** Carlos Asuaje, POR; J.P. Crawford, REA; Jorge Flores, NH; Marco Hernandez, POR; Eric Jagielo, TRE; Brock Stassi, REA; Jantzen Witte, POR
(Outfielders) Jake Cave, TRE; Brandon Nimmo, BNG; Cameron Perkins, REA; Roman Quinn, REA; Dwight Smith Jr. NH

Western Division: (Pitchers) Joe Biagini, RIC; Tommy Collier, ERI; Jason, Creasy, ALT; Paul Demny, HAR; Terry, Doyle, BOW; Mychal Givens, BOW; Jeff Johnson, AKR, **Kelvin Marte, RIC**; Josh Martin, AKR; Gilberto Mendez, HAR; Josh Turley, ERI; Austin Voth, HAR **(Catchers)** Rossmel Perez, BOW; Pedro Severino, HAR **(Infielders)** Josh Bell, ALT; Yandy Diaz, AKR; Adam Frazier, ALT; Dan Gamache, ALT; Dean Green, ERI; Todd Hankins, AKR, **Rando Moreno, RIC**; Max Moroff, ALT; **Ricky Oropesa, RIC** **(Outfielders)** Wynton Bernard, ERI; Anthony Gallas, AKR; Quincy Latimore, BOW; Mike Yastrzemski, BOW

2015 EASTERN LEAGUE WEEKLY AWARD WINNERS

Batters

April 9-19.....	Tommy Murphy, NBR
April 20-26.....	Max Moroff, ALT
April 27-May 3.....	Josh Bell, ALT
May 4-10.....	Art Charles, REA
May 11-17.....	Oscar Tejeda, POR
May 18-24.....	Wynton Bernard, ERI
May 25-31.....	Devin Harris, RIC
June 1-7.....	Cam Perkins, REA
June 8-14.....	Dalton Pompey, NH
June 15-21.....	Trey Mancini, BOW
June 22-28.....	Brian Pointer, REA
June 29-July 5.....	Matt Skole, HAR
July 6-12.....	Tony Thomas, ERI
July 13-19.....	Michael Conforto, BNG
July 20-26.....	Corban Joseph, BOW
July 27-August 2.....	Dean Green, ERI
August 3-9.....	Andrew Knapp, REA
August 10-16.....	Bradley Zimmer, AKR
August 17-23.....	Dominic Ficociello, ERI
August 24-30.....	Ricky Oropesa, RIC
August 31-September 7.....	Manuel Margot, POR

Pitchers

April 9-19.....	Zach Eflin, REA
April 20-26.....	Cody Anderson
April 27-May 4.....	Ben Lively, REA
May 4-10.....	Yohan flande, NBR
May 11-17.....	Matt Boyd, NH
May 18-24.....	Richard Bleier, HAR
May 25-31.....	Eric Ruth, TRE
June 1-7.....	Terry Doyle, BOW
June 8-14.....	Will Roberts, AKR
June 15-21.....	Matt Flemer, NB
June 22-28.....	Elih Villanueva, BOW
June 29-July 5.....	Gabriel Ynoa, BNG
July 6-12.....	Ryan Merritt, AKR
July 13-19.....	Tyler Glasnow, ALT
July 20-26.....	Seth Lugo, BNG
July 27-August 2.....	Steven Brault, ALT
August 3-9.....	Michael Fulmer, ERI
August 10-16.....	Lucas Giolito, HAR
August 17-23.....	Aaron Wilkerson, POR
August 24-30.....	Chad Green, ERI
August 31-September 7.....	Austin Voth, HAR



Richmond Flying Squirrels

2015: IN REVIEW



EASTERN LEAGUE FINAL 2015 TEAM BATTING STATISTICS

TEAM BATTING	AVG	G	AB	R	H	TB	2B	3B	HR	RBISAC	SF	HBP	BB	IBB	SO	SB	CS	SLG	OBP
Altoona	.271	142	4753	603	1288	1835	238	42	75	560	63	59	38	443	17	1055	96	76	.386 .334
Reading	.269	141	4806	665	1294	1954	273	42	101	616	60	47	43	478	18	922	92	32	.407 .338
Bowie	.260	142	4791	602	1245	1851	262	28	96	563	32	46	49	379	5	932	62	43	.386 .318
Erie	.259	142	4649	568	1203	1754	227	33	86	531	40	39	47	386	5	956	139	58	.377 .319
Binghamton	.256	141	4776	596	1224	1802	240	31	92	558	9	32	46	420	7	966	61	36	.377 .320
Akron	.255	142	4800	579	1223	1798	228	43	87	529	37	47	65	478	5	1009	129	63	.375 .328
New Britain	.252	140	4603	575	1159	1715	232	39	82	516	74	28	59	366	13	1098	182	88	.373 .313
Trenton	.251	142	4762	554	1195	1703	233	28	73	503	36	38	61	385	14	930	131	43	.358 .313
Portland	.251	142	4759	539	1194	1736	264	40	66	508	41	31	48	401	6	919	86	59	.365 .314
New Hampshire	.250	140	4705	570	1174	1714	214	28	90	521	38	47	35	433	6	864	88	43	.364 .315
Richmond	.249	140	4610	503	1147	1586	202	27	61	462	62	33	43	333	11	979	84	48	.344 .303
Harrisburg	.247	142	4697	568	1159	1634	209	31	68	516	49	43	40	439	17	975	149	52	.348 .314

EASTERN LEAGUE 2015 BATTING LEADERS

BATTING AVERAGE*

(Min. 378 PA)

Adam Frazier, BOW	.324	Wynton Bernard, ERI
Gavbin Cecchini, BNG	.317	Max Moroff, ALT
Yandy Diaz, AKR	.315	Yandy Diaz, AKR
Josh Bell, ALT	.307	Mike Tauchman, NBR
Wynton Bernard, ERI	.301	Brock Stassi, REA

HITS

161 Yandy Diaz, AKR
153 Brock Stassi, REA
150 Max Moroff, ALT
149 Carlos Asuaje, POR
140 Josh Rodriguez, BIN

WALKS

78 Yandy Diaz, AKR	.412
77 Brock Stassi, REA	.394
70 Adam Frazier, ALT	.384
56 Gavin Cecchini, BNG	.377
54 Josh Bell, ALT	.376

OBP*

(Min. 378 PA)

GAMES

Max Moroff, ALT	136	Quincy Latimore, BOW
Wynton Bernard, ERI	135	Brock Stassi, REA
Brock Stassi, REA	133	Tony Renda, TRE
Yandy Diaz, AKR	132	Mike Yastrzemski, BOW
Others	131	2 Others Tied

DOUBLES

32 Art Charles, REA
32
30
30
29

INTENTIONAL WALKS

SLG*

(Min. 378 PA)

6 Quincy Latimore, BOW	.509
Josh Rodriguez, BNG	.493
Brock Stassi, REA	.470
Will Swanner, NBR	.455
Gavin Cecchini, BNG	.442

AT-BATS

Wynton Bernard, ERI	534	Wynton Bernard, ERI
Max Moroff, ALT	523	Carlos Asuaje, POR
Mike Tauchman, NBR	507	J.P. Crawford, REA
Jake Cave, TRE	505	Others
K.C. Hobson, NH	499	

TRIPLES

8 Stetson Allie, ALT
7 Ricky Oropesa, RIC
7 Will Swanner, NBR
6 Connor Harrell, ERI
Pat Valaika, NBR

STRIKEOUTS

135 Brock Stassi, REA	.863
128 Josh Rodriguez, BNG	860
126 Quincy Latimore, BOW	.844
125 Yandy Diaz, AKR	.819
117 Gavin Cecchini, BNG	.819

OPS*

(Min. 378 PA)

TOTAL BASES

Quincy Latimore, BOW	222	Quincy Latimore, BOW
Brock Stassi, REA	219	Ryan Schimpf, NH
Wynton Bernard, ERI	218	Josh Rodriguez, BNG
Max Moroff, ALT	214	Others
Josh Rodriguez, BNG	203	

HOME RUNS

STOLEN BASES

20 Wynton Bernard, ERI
20 Noel Cuevas, NBR
19 Roman Quinn, REA
17 Wilmer Difo, HAR
Others

EXTRA-BASE HITS

43 Quincy Latimore, BOW	58
31 Brock Stassi, REA	48
29 Josh Rodriguez, BIN	46
26 Trey Mancini, BOW	45
25 Devin Harris, RIC	43

RUNS

Max Moroff, ALT	79	Brock Stassi, REA
Wynton Bernard, ERI	78	Ricky Oropesa, RIC
Brock Stassi, REA	76	Josh Rodriguez, BNG
Quincy Latimore, BOW	74	K.C. Hobson, NH
Dwight Smith, JR, NH	74	Quincy Latimore, BOW

RBI

CAUGHT STEALING

90 Wynton Bernard, ERI
76 Max Moroff, ALT
76 Mike Tauchman, NBR
67 Todd Hankins, AKR
64 Noel Cuevas, NBR

HIT BY PITCH

16 Bryson Myles, AKR	14
13 Kelly Dugan, REA	9
13 Others	8
12	
11	

2015: IN REVIEW

EASTERN LEAGUE FINAL 2015 PITCHING STATISTICS

TEAM	PITCHING	W-L	PCT	ERA	G	GS	CG	SHO	SV	IP	H	R	ER	HR	SAC	SF	HB	BB	IBB	SO	WP	BK
Richmond		72-68	.514	3.12	140	140	1	11	46	1227.2	1107	488	426	52	43	36	56	472	22	964	79	6
Akron		73-69	.514	3.19	142	142	4	14	34	1272.2	1140	503	451	79	46	40	36	379	8	1045	78	4
Trenton		71-71	.500	3.40	142	142	3	12	34	1256.0	1189	547	475	62	43	43	52	432	6	1027	77	8
Binghamton		77-64	.546	3.46	141	141	3	13	44	1239.1	1153	543	476	69	52	34	41	391	12	995	65	8
Bowie		79-63	.556	3.49	142	142	6	12	40	1258.2	1150	586	488	74	33	41	63	417	11	1045	84	2
Altoona		74-68	.521	3.61	142	142	3	16	44	1257.2	1201	588	505	79	57	39	58	423	7	844	55	7
Harrisburg		67-75	.472	3.73	142	142	2	8	36	1249.2	1232	577	518	96	44	32	40	381	12	983	56	7
New Britain		69-71	.493	3.75	140	140	9	10	40	1222.1	1216	580	509	89	51	45	43	359	8	907	62	7
Reading		80-61	.567	3.84	141	141	2	10	43	1247.0	1218	586	532	100	56	42	45	415	10	927	75	5
New Hampshire		69-71	.493	3.86	140	140	2	15	34	1242.0	1303	590	532	85	38	35	50	370	11	990	64	10
Portland		53-89	.373	4.30	142	142	0	5	23	1239.2	1251	689	592	93	34	53	52	511	1	949	91	7
Erie		64-78	.451	4.35	142	142	5	3	37	1206.0	1345	675	583	99	44	50	38	391	16	929	57	8

EASTERN LEAGUE FINAL 2015 PITCHING STATISTICS

WINS	COMPLETE GAMES	HITS	STRIKEOUTS
Shane Carle, NBR	14 Shane Carle, NBR	3 Casey Lawrence, NH	208 Austin Voth, HAR
Josh Turley, ERI	13 Elih Villanueva, BOW	3 Austin Kubitz, ERI	191 Mike Clevinger, AKR
Jason Creasy, ALT	12 5 Others Tied	2 Matt Flemer, NBR	179 Chad Green, ERI
Terry Doyle, BOW	12	Taylor Cole, NH	174 Ryan Carpenter, NBR
Casey Lawrence, NH	12	Chad Green, ERI	170 2 Others Tied
LOSSES	SHUTOUTS	RUNS	WHIP
Justin Haley, POR	Shane Carle, NBD	2 Austin Kubitz, ERI	108 (Min. 0.8 IP/league games)
Mike Augliera, POR	16 Terry Doyle, BOW	2 Luis Diaz, POR	94 Adam Plutko, AKR
Chad Green, ERI	15 Ryan Merritt, AKR	2 Casey Lawrence, NH	92 Mike Clevinger, AKR
3 Others Tied	14 10 Others Tied	1 Ryan Carpenter, NBR	85 Joe Gunkle, BOW
	13	Chad Green, ERI	81 Michael Fulmer, ERI
			Austin Voth, HAR
ERA	SAVES	EARNED RUNS	HOLDS
(Min. 0.8 IP/league games)			
Michael Fulmer, ERI	2.14 Stephen Shackelford, REA	30 Austin Kubitz, ERI	86 Jose Casilla, RIC
Joe Biagini, RIC	2.42 Jeff Johnson, AKR	27 Luis Diaz, POR	83 Stephen Johnson, RIC
Chad Kuhl, ALT	2.48 Paul Sewald, BIN	24 Casey Lawrence, NH	81 Craig Sitton, NBD
Kelvin Marte, RIC	2.63 Austin House, NBR	20 Ryan Carpenter, NBR	75 Phil McCormick, RIC
Mike Clevinger, AKR	2.73 Josh Osich, RIC	19 Taylor Cole, NH	74 Tom Harlon, ALT
GAMES	GAMES FINISHED	HOME RUNS	AVERAGE AGAINST
Phil McCormick, RIC	58 Stephen Shackelford, REA	46 Ryan Carpenter, NBR	19 Mike Clevinger, AKR
Stephen Shackelford, REA	53 Jeff Johnson, AKR	45 Taylor Cole, NH	18 Adam Plutko, AKR
Austin House, NBR	52 Austin House, NBR	52 Josh Turley, ERI	15 Joe Biagini, RIC
Jeff Johnson, AKR	51 Black McFarland, NH	35 Ben Lively, REA	14 Michael Fulmer, ERI
Adam Kolarek, BIN	51 Paul Sewald, BIN	34 Gabriel Ynoa, BIN	14 Austin Voth, HAR
GAMES STARTED	INNINGS PITCHED	WALKS	STRIKEOUTS/9 IP
Ryan Carpenter, NBR	28 Matt Flemer, NBR	169.2 Kyle Crick, RIC	66 Mychal Givens, BOW
Taylor Cole, NH	28 Ryan Carpenter, NBR	167.0 Shawn Morimando, AKR	65 Danny Barnes, NH
Shawn Morimando, AKR	28 Taylor Cole, NH	164.0 Luis Diaz, POR	59 Josh Martin, AKR
7 Others Tied	27 Zach Dodson, ALT	162.0 Taylor Cole, NH	55 Stephen Johnson, RIC
	Casey Lawrence, NH	161.1 Jason Creasy, ALT	52 Andrew Triggs, BOW



Richmond Flying Squirrels

2015: IN REVIEW



FLYING SQUIRRELS' FINAL 2015 BATTING STATISTICS

BATTERS	AVG	G	AB	R	H	2B	3B	HR	RBI	BB	IBB	SO	SB	CS	OBP	SLG	OPS	E
Beltre, Engel	.251	86	299	33	75	8	3	5	26	9	1	42	4	8	.277	.348	.625	1
Carbonell, Daniel	.146	56	206	18	30	3	2	1	12	4	0	53	9	1	.173	.194	.367	4
Ciriaco, Juan	.246	45	130	11	32	9	0	0	13	5	0	21	7	1	.277	.315	.593	7
Cole, Hunter	.292	51	192	23	56	16	4	3	21	14	0	46	1	1	.338	.464	.802	2
Delfino, Mitch	.256	124	445	45	114	17	1	3	42	41	0	72	4	2	.316	.319	.636	21
Galindo, Jesus	.214	45	98	13	21	3	0	0	3	7	0	20	5	3	.274	.245	.518	1
Harris, Devin	.240	119	404	53	97	28	1	14	60	34	1	110	4	1	.301	.418	.719	2
Herrera, Javier	.211	34	109	11	23	2	1	1	9	14	0	38	0	3	.304	.275	.579	1
Lollis, Ryan	.471	7	17	3	8	1	0	0	0	1	0	0	1	0	.500	.529	1.029	0
Miller, Blake	.241	27	79	8	19	2	0	0	2	5	0	23	1	1	.294	.266	.560	4
Moreno, Rando	.275	121	429	59	118	19	3	1	39	31	2	62	12	9	.324	.340	.664	14
Oropesa, Ricky	.254	131	453	41	115	24	1	17	76	38	1	128	1	1	.311	.424	.734	8
Schroder, Myles	.252	109	369	32	93	6	4	7	32	21	0	84	14	6	.303	.347	.650	10
Slater, Austin	.296	54	199	21	59	11	1	0	13	14	0	48	1	1	.350	.362	.712	5
Sonabend, Adam	.000	1	2	0	0	0	0	0	0	0	0	1	0	0	.333	.000	.333	0
Stromsmoe, Skyler	.364	6	11	1	4	0	0	0	1	1	0	3	0	0	.417	.364	.780	1
Tomlinson, Kelby	.324	64	253	43	82	18	3	1	28	25	0	37	16	6	.387	.431	.818	6
Villalona, Angel	.143	28	56	3	8	2	0	0	6	3	0	17	0	0	.180	.179	.359	0
Williams, Jackson	.228	83	276	26	63	9	1	1	18	29	1	50	1	2	.312	.279	.591	5
Williamson, Mac	.293	69	259	41	76	16	2	5	42	25	4	53	3	1	.366	.429	.794	2
Zambrano, Eliezer	.190	57	184	10	35	5	0	2	12	7	1	20	0	1	.232	.250	.482	3

FLYING SQUIRRELS' FINAL 2015 INDIVIDUAL BATTING LEADERS

BATTING AVERAGE*		HITS		WALKS		OBP*	
(Min. 378 PA)						(Min. 378 PA)	
Rando Moreno	.275	Rando Moreno	118	Mitch Delfino	41	Rando Moreno	.324
Mitch Delfino	.256	Ricky Oropesa	115	Ricky Oropesa	38	Mitch Delfino	.316
Ricky Oropesa	.254	Mitch Delfino	114	Devin Harris	34	Ricky Oropesa	.311
Myles Schroder	.252	Devin Harris	97	Rando Moreno	31	Myles Schroder	.302
Devin Harris	.240	Myles Schroder	93	Jackson Williams	29	Devin Harris	.301
GAMES		DOUBLES		INTENTIONAL WALKS		SLG*	
						(Min. 378 PA)	
Ricky Oropesa	131	Devin Harris	28	Mac Williamson	4	Ricky Oropesa	.424
Mitch Delfino	124	Ricky Oropesa	24	Rando Moreno	2	Devin Harris	.418
Rando Moreno	121	Rando Moreno	19	Others	1	Myles Schroder	.347
Devin Harris	110	Kelby Tomlinson	18			Rando Moreno	.340
Myles Schroder	109	Mitch Delfino	17			Mitch Delfino	.319
AT-BATS		TRIPLES		STRIKEOUTS		SAC BUNTS	
Ricky Oropesa	453	Myles Schroder	4	Ricky Oropesa	128	Rando Moreno	21
Mitch Delfino	445	Hunter Cole	4	Devin Harris	110	Engel Beltre	5
Rando Moreno	429	Rando Moreno	3	Myles Schroder	84	Kelby Tomlinson	5
Devin Harris	404	Engel Beltre	3	Mitch Delfino	72	Kelvin Marte	4
Myles Schroder	369	Kelby Tomlinson	3	Rando Moreno	62	Others	3
PLATE APPEARANCES		HOME RUNS		STOLEN BASES		EXTRA-BASE HITS	
Ricky Oropesa	499	Ricky Oropesa	17	Kelby Tomlinson	16	Devin Harris	43
Mitch Delfino	494	Devin Harris	14	Myles Schroder	14	Ricky Oropesa	42
Rando Moreno	484	Myles Schroder	12	Rando Moreno	12	Rando Moerno	23
Devin Harris	442	Engel Beltre	5	Daniel Carbonell	9	Mac Williamson	23
Myles Schroder	406	Mac Williamson	5	Juan Ciriaco	7	Kelby Tomlinson	22
RUNS		RBI		CAUGHT STEALING		HIT BY PITCH	
Rando Moreno	59	Ricky Oropesa	76	Rando Moreno	9	Myles Schroder	8
Devin Harris	53	Devin Harris	60	Enegl Beltre	8	Jackson Williams	5
Mitch Delfino	45	Mitch Delfino	42	Myles Schroder	6	Mac Williamson	5
Kelby Tolminson	43	Mac Williamson	42	Kelby Tomlinson	6	Others	3
Ricky Oropesa	41	Rando Moerno	39	Others	3		

Organization

2015 Flying Squirrels

2016: In Review

History & Records

Eastern League

SF Giants

General Info

2015: IN REVIEW

FLYING SQUIRRELS' FINAL 2015 PITCHING STATISTICS

PITCHERS	W	L	ERA	G	GS	CG	SHO	SV	SVO	IP	H	R	ER	HR	HB	BB	SO	AVG
Beede, Tyler	3	8	5.23	13	13	0	0	0	0	72.1	62	45	42	4	3	35	49	.234
Biagini, Joe	10	7	2.42	23	22	0	0	0	0	130.1	112	45	35	5	4	34	84	.228
Cain, Matt	0	0	4.91	1	1	0	0	0	0	3.2	3	2	2	0	0	1	2	.214
Casilla, Jose	4	5	1.44	47	0	0	0	3	5	56.1	54	17	9	0	7	18	32	.266
Ciriaco, Juan	0	0	0	1	0	0	0	0	0	1	0	0	0	0	0	0	0	.000
Crick, Kyle	3	4	3.29	36	11	0	0	0	0	63	47	26	23	2	7	66	73	.208
Diaz, Carlos	0	0	3.86	1	0	0	0	0	0	2.1	3	1	1	0	0	2	1	.333
Gage, Matt	2	3	4.66	9	7	0	0	0	0	38.2	39	21	20	2	0	10	30	.262
Gregorio, Joan	3	2	3.09	37	9	0	0	1	2	78.2	64	31	27	6	1	32	72	.225
Johnson, Chase	1	1	5.93	3	3	0	0	0	0	13.2	16	9	9	0	0	8	18	.281
Johnson, Stephen	3	0	3.41	44	0	0	0	0	0	58	45	26	22	2	5	29	68	.214
Lara, Braulio	2	0	4.03	20	0	0	0	1	2	22.1	20	12	10	2	2	10	17	.235
Law, Derek	0	1	4.56	28	0	0	0	13	13	25.2	31	16	13	1	0	8	32	.292
Lujan, Matt	9	6	3.18	20	20	0	0	0	0	107.2	112	43	38	6	2	42	88	.273
Marte, Kelvin	10	6	2.63	26	19	1	1	0	0	130	118	41	38	5	8	40	77	.246
McCormick, Phil	4	3	2.04	58	0	0	0	2	5	57.1	58	16	13	0	4	21	38	.272
Mejia, Adalberto	5	2	2.45	12	9	0	0	0	0	51.1	38	14	14	2	1	18	38	.204
Mizenko, Tyler	4	3	1.98	37	0	0	0	4	9	50	51	13	11	2	1	14	28	.274
Moreno, Rando	0	1	.9	1	0	0	0	0	0	1	3	1	1	0	0	0	1	.500
Osich, Josh	0	1	1.59	31	0	0	0	19	20	34	23	6	6	1	1	10	34	.185
Quirarte, Edwin	0	3	3.68	23	6	0	0	0	1	58.2	59	25	24	3	5	16	51	.265
Rodriguez, Pedro	4	3	2.21	37	2	0	0	3	8	61	53	21	15	3	3	11	50	.233
Rogers, Tyler	0	1	5.91	10	0	0	0	0	1	10.2	10	7	7	1	1	5	15	.250
Snodgrass, Jack	4	3	4.14	9	9	0	0	0	0	50	46	24	23	2	0	20	27	.245
Stratton, Chris	1	5	4.14	9	9	0	0	0	0	50	40	26	23	3	1	22	39	.215
Team Total	72	68	3.12	140	140	1	11	46	66	1227.2	1107	488	426	52	56	472	964	.242

FLYING SQUIRRELS' FINAL 2015 INDIVIDUAL PITCHING LEADERS

WINS		COMPLETE GAMES		HITS		STRIKEOUTS	
Joe Biagini	10	Kelvin Marte		I Kelvin Marte		118 Matt Lujan	88
Kelvin Marte	10			Joe Biagini		112 Joe Biagini	84
Matt Lujan	9			Matt Lujan		112 Kelvin Marte	77
Adalberto Mejia	5			Joan Gregorio		64 Kyle Crick	73
Others	4			Tyler Beede		62 Joan Gregorio	72
LOSSES		SHUTOUTS		RUNS		WHIP (Min. 112.0 IP)	
Tyler Beede	8	Kelvin Marte		I Tyler Beede		45 Joe Biagini	1.12
Joe Biagini	7			Joe Biagini		45 Kelvin Marte	1.22
Matt Lujan	6			Matt Lujan		43	
Kelvin Marte	6			Kelvin Marte		41	
Others	5			Joan Gregorio		31	
ERA (Min. 112.0 IP)		SAVES		EARNED RUNS		HIT BY PITCH	
Joe Biagini	2.42	Josh Osich		19 Tyler Beede		42 Kelvin Marte	8
Kelvin Marte	2.63	Derek Law		13 Kelvin Marte		38 Edwin Quirarte	6
No Other Pitchers Qualify		Tyler Mizenko		4 Matt Lujan		38 Jose Casilla	6
		Pedro Rodriguez		3 Joe Biagini		35 Jack Snodgrass	6
		Phil McCormick		2 Joan Gregorio		27 Two Others Tied	4
GAMES		SAVE OPPORTUNITIES		HOME RUNS		WILD PITCHES	
Phil McCormick	58	Josh Osich		20 Joan Gregorio		6 Joan Gregorio	10
Jose Casilla	47	Derek Law		13 Matt Lujan		6 Matt Lujan	7
Stephen Johnson	44	Tyler Mizenko		9 Kelvin Marte		5 Joe Biagini	7
Joan Gregorio	37	Pedro Rodriguez		8 Joe Biagini		5 Stephen Johnson	7
Tyler Mizenko	37	Others		5 Tyler Beede		4 Kyle Crick	6
GAMES STARTED		INNINGS PITCHED		WALKS		BATTERS FACED	
Joe Biagini	22	Joe Biagini	130.1	Kyle Crick		66 Kelvin Marte	534
Matt Lujan	20	Kelvin Marte	130.0	Matt Lujan		42 Joe Biagini	533
Kelvin Marte	19	Matt Lujan	107.2	Kelvin Marte		40 Matt Lujan	461
Tyler Beede	13	Joan Gregorio	78.2	Tyler Beede		35 Joan Gregorio	324
Kyle Crick	11	Tyler Beede	72.1	Joe Biagini		34 Tyler Beede	336



Richmond Flying Squirrels

2015: IN REVIEW



FLYING SQUIRRELS' 2015 DAY-BY-DAY RESULTS

DATE ATT	OPPONENT	W/L	SCORE	REC	PLACE	G+/-	WINNER	LOSER	SAVE	TIME	
4/9	BOW	W	3-2 (14)	1-0	T-1st	--	P. Rodriguez (1-0)	A. Triggs (0-1)	None	4:47	9,560
4/10	BOW	W	1-0	2-0	1st	--	J. Snodgrass (1-0)	E. Villanueva (0-1)	J. Osich (1)	2:58	4,275
4/11	BOW	L	6-7 (14)	2-1	T-1st	--	C. Cabral (1-0)	R. Moreno (0-1)	M. Givens (1)	4:54	7,256
4/12	BOW	L	1-2	2-2	T-1st	--	B. Kline (1-0)	M. Lujan (0-1)	M. Givens (2)	2:29	4,680
4/13	ALT	W	10-3	3-2	T-1st	--	S. Johnson (1-0)	T. Sample (0-1)	None	3:12	3,126
4/14	ALT	PPD	RAIN		1st	--					
4/15	ALT	L	0-3	3-3	T-2nd	-0.5	A. Sanchez (1-0)	C. Stratton (0-1)	Y. Barrios (3)	2:09	2,814
4/16	OFF										
4/17	@REA	L	1-7	3-4	T-3rd	-1.5	A. Nola (1-1)	J. Snodgrass (1-1)	None	3:04	8,219
4/18	@REA	L	5-6 (10)	3-5	T-4th	-1.5	S. Shackelford (1-0)	J. Casilla (0-1)	None	3:34	7,062
4/19	@REA	L	0-6	3-6	6th	-2.5	Z. Eflin (2-0)	M. Lujan (0-2)	None	2:13	9,271
4/20	@BOW	L	3-5	3-7	6th	-3.0	E. Villanueva (2-1)	J. Biagini (0-1)	G. Escat (1)	2:23	1,321
4/21	@BOW	L	4-10	3-8	6th	-3.5	T. Doyle (1-0)	C. Stratton (0-2)	None	2:53	3,583
4/22	OFF										
4/23	NBR	L	2-6	3-9	6th	-4.0	Y. Flande (3-0)	J. Snodgrass (1-2)	T. Ybarra (1)	2:45	7,571
4/24	NBR	L	2-3	3-10	6th	-5.0	G. Schlosser (2-2)	P. McCormick (0-1)	A. House (4)	3:08	5,432
4/25	NBR	PPD	RAIN								
4/26	NBR	L	6-8	3-11	6th	-6.5	J. Gurka (1-0)	P. Rodriguez (1-1)	A. House (5)	3:17	3,385
4/27	REA	L	0-5	3-12	6th	-7.5	B. Lively (1-0)	J. Biagini (0-2)	None	2:38	5,146
4/28	REA	L	2-3	3-13	6th	-7.5	A. Nola (2-0)	C. Stratton (0-3)	S. Shackelford (3)	2:31	4,207
4/29	REA	L	4-6	3-14	6th	-8.5	J. Biddle (3-0)	J. Snodgrass (1-3)	N. Ogando (1)	2:50	5,046
4/30	OFF										
5/1	@NBR	L	0-1	3-15	6th	-9.5	R. Carpenter (2-2)	K. Crick (0-1)	A. House (7)	2:33	3,469
5/2	@NBR	L	3-5	3-16	6th	-10.5	J. Miller (1-1)	T. Rogers (0-1)	A. House (8)	3:10	3,374
5/3	@NBR	L	6-8	3-17	6th	-11.5	G. Schlosser (4-2)	J. Osich (0-1)	T. Ybarra (3)	2:58	2,553
5/4	@ALT	W	5-1	4-17	6th	-10.5	K. Marte (1-0)	Z. Dodson (1-1)	None	2:19	2,632
5/5	@ALT	W	10-7	5-17	6th	-9.5	P. Rodriguez (2-1)	J. Bleich (0-1)	J. Osich (2)	3:00	2,477
5/6	@ALT	W	4-1	6-17	6th	-8.5	J. Snodgrass (2-3)	T. Glasnow (2-1)	J. Casilla (1)	2:49	2,036
5/7	@ALT	W	4-2	7-17	T-5th	-8.5	M. Lujan (1-2)	A. Sanchez (2-1)	J. Osich (3)	2:58	4,815
5/8	BOW	W	4-2	8-17	T-5th	-7.5	J. Biagini (1-2)	P. Bridwell (1-1)	J. Osich (4)	2:29	9,560
5/9	BOW	W	3-1	9-17	T-5th	-6.5	K. Marte (2-0)	B. Kline (3-2)	J. Osich (5)	2:19	9,307
5/10	BOW	L	0-2	9-18	T-5th	-7.5	T. Doyle (2-0)	C. Stratton (0-4)	M. Givens (5)	2:27	4,398
5/11	BNG	W	4-3	10-18	5th	-7.5	T. Mizenko (1-0)	S. Lugo (2-1)	J. Gregorio (1)	2:33	4,012
5/12	BNG	L	1-4	10-19	T-5th	-8.5	R. Lara (3-1)	M. Lujan (1-3)	J. Velasquez (8)	2:37	4,301
5/13	BNG	W	2-1 (10)	11-19	T-5th	-8.5	J. Casilla (1-1)	M. Koch (1-2)	None	3:05	5,078
5/14	@BOW	W	7-2	12-19	5th	-8.5	J. Biagini (2-2)	B. Kline (3-3)	None	2:23	1,518
5/15	@BOW	W	8-4	13-19	T-3rd	-8.5	K. Marte (3-0)	D. Bundy (0-3)	None	3:09	7,845
5/16	@BOW	L	4-8	13-20	T-4th	-8.5	M. Prado (1-0)	J. Casilla (1-2)	None	2:59	4,147
5/17	@BOW	W	9-4	14-20	T-4th	-7.5	J. Snodgrass (3-3)	T. Doyle (2-1)	None	2:34	2,742
5/18	@ERI	L	6-10	14-21	5th	-8.0	J. Turley (3-2)	M. Lujan (1-4)	None	2:50	2,113
5/19	@ERI	W	8-5	15-21	T-4th	-7.0	J. Gregorio (1-0)	R. Robowski (1-2)	J. Osich (6)	3:20	1,421
5/20	@ERI	L	2-5	15-22	5th	-7.5	C. Green (2-5)	J. Biagini (2-3)	J. Ferrell (3)	2:31	4,518
5/21	OFF										
5/22	BOW	W	5-4	16-22	5th	-6.5	K. Marte (4-0)	T. Berry (0-4)	J. Osich (7)	2:46	7,219
5/23	BOW	L	2-3	16-23	5th	-6.5	M. Prado (3-0)	C. Stratton (0-5)	M. Givens (7)	2:50	9,560
5/24	BOW	W	5-2	17-23	5th	-6.5	J. Snodgrass (4-3)	P. Bridwell (1-3)	J. Osich (8)	2:23	5,096
5/25	BOW	W	6-1	18-23	5th	-6.5	K. Crick (1-1)	J. Miller (0-1)	None	2:38	4,417
5/26	HAR	W	6-3	19-23	T-3rd	-5.5	M. Lujan (2-4)	D. Bacus (1-1)	J. Osich (9)	2:56	3,643
5/27	HAR	W	12-0	20-23	3rd	-5.5	J. Biagini (3-3)	R. Bleier (3-1)	None	2:46	3,558
5/28	HAR	W	3-2 (10)	21-23	3rd	-4.5	J. Casilla (2-2)	H. Ambriz (1-2)	None	2:43	5,960
5/29	@REA	W	5-2	22-23	3rd	-4.5	C. Stratton (1-5)	B. Lively (4-2)	J. Osich (10)	2:22	7,016
5/30	@REA	L	3-4	22-24	3rd	-5.5	N. Ogando (2-1)	J. Gregorio (1-1)	S. Shackelford (9)	2:58	8,010
5/31	@REA	L	3-6	22-25	T-3rd	-5.5	A. Loewen (1-0)	P. Rodriguez (2-2)	S. Shackelford (10)		3:04
4,962											
6/1	@REA	W	5-3	23-25	3rd	-5.0	M. Lujan (3-4)	Z. Eflin (4-4)	J. Osich (11)	2:42	4,786
6/2	@POR	W	4-3	24-25	3rd	-5.0	J. Biagini (4-3)	J. Haley (1-7)	J. Osich (12)	2:40	4,229
6/3	@POR	L	3-4	24-26	3rd	-6.0	J. Morban (0-1)	P. Rodriguez (0-1)	None	2:46	4,079
6/4	@POR	W	4-3	25-26	3rd	-6.0	T. Mizenko (2-0)	M. Augliera (2-9)	J. Osich (13)	2:50	5,032
6/5	@NHM	W	12-1	26-26	3rd	-6.0	T. Beede (1-0)	T. Cole (2-5)	None	2:59	5,306
6/6	@NHM	W	7-3	27-26	3rd	-6.0	P. McCormick (1-1)	G. Burke (2-1)	None	3:08	6,382
6/7	@NHM	W	4-1	28-26	3rd	-5.5	M. Lujan (4-4)	J. Anderson (1-3)	J. Osich (14)	2:30	5,505
6/8	OFF										
6/9	POR	W	4-3	29-26	3rd	-5.5	K. Marte (5-0)	J. Haley (1-8)	J. Osich (15)	2:26	5,520
6/10	POR	W	5-1	30-26	3rd	-4.5	J. Biagini (5-3)	L. Diaz (0-5)	None	2:28	3,760
6/11	POR	L	4-5	30-27	3rd	-4.5	R. Scott (1-0)	J. Casilla (2-3)	M. Younginer (1)	2:50	6,407
6/12	ERI	W	4-3	31-27	3rd	-3.5	T. Mizenko (3-0)	Z. Reininger (0-2)	J. Osich (16)	3:01	6,615
6/13	ERI	L	4-7	31-28	3rd	-4.5	A. Kubitz (4-5)	K. Crick (1-2)	J. Ferrell (8)	2:59	8,496
6/14	ERI	W	6-2	32-28	3rd	-4.5	M. Lujan (5-4)	J. Turley (5-5)	None	2:28	4,535
6/15	OFF										
6/16	@HAR	W	1-0	33-28	3rd	-4.0	J. Biagini (6-3)	P. Demny (2-3)	J. Osich (17)	2:17	3,188
6/17	@HAR	W	4-3	34-28	T-2nd	-2.5	A. Mejia (1-0)	S. Strasburg (0-1)	J. Osich (18)	2:40	5,537
6/18	@HAR	L	6-7	34-29	T-2nd	-3.5	B. Harper (1-1)	T. Beede (1-1)	S. Runion (3)	3:14	5,590
6/19	NBR	W	1-0	35-29	T-2nd	-3.5	K. Marte (6-0)	R. Carpenter (4-6)	T. Mizenko (1)	2:25	5,616
6/20 #1	NBR	L	2-6 (7 inn)	35-30	3rd	-3.5	B. Evans (4-2)	M. Lujan (5-5)	None	2:38	7,586
6/20 #2	NBR	PPD	RAIN								

Organization

2015 Flying Squirrels

2016: In Review

History & Records

Eastern League

SF Giants

General Info

2015: IN REVIEW

FLYING SQUIRRELS' 2015 DAY-BY-DAY RESULTS

DATE	OPPONENT	W/L	SCORE	REC	PLACE	G+/-	WINNER	LOSER	SAVE	TIME	ATT
6/24	TRE	L	3-7	38-32	3rd	-3.5	B. Lail (4-3)	T. Beede (1-2)	None	2:31	4,122
6/25	TRE	L	0-4 (6 inn)	38-33	3rd	-3.5	C. Cotham (4-2)	K. Crick (1-3)	None 1:48 (3:03 Delay)		6,116
6/26	TRE	L	0-4	38-34	3rd	-3.5	C. Smith (5-4)	K. Marte (6-1)	None	2:38	6,387
6/27	@NBR	SUSPENDED TO 6/29									
6/28	@NBR	CANCELLED									
6/29	@NBR #1	L	0-1	38-35	--	--	M. Flemer (4-3)	J. Biaginia (6-5)	C. Estevez (1)	2:13	5,092
6/29	@NBR #2	W	2-1 (7)	39-35	4th	-4.5	A. Mejia (3-0)	A. House (0-4)	D. Law (1)	1:48	2,930
6/30	@HAR	L	0-2	39-36	4th	-4.5	R. Bleier (6-2)	T. Beede (1-3)	G. Mendez (8)	2:20 (:31 Delay)	
2,987											
7/1	@HAR	L	5-6 (13)	39-37	4th	-4.5	S. Runion (2-0)	T. Mizenko (3-1)	None	4:05	2,871
7/2	@HAR	W	2-0	40-37	4th	-4.5	K. Marte (7-1)	W. Suero (0-1)	D. Law (2)	2:38 (:23 Delay)	4,275
7/3	@HAR	L	4-5 (10)	40-38	4th	-5.5	J. Simmons (4-4)	E. Quirarte (0-1)	None	2:44	8,012
7/4	AKR	W	7-3	41-38	4th	-5.5	J. Biaginia (7-5)	M. Clevinger (5-4)	None 3:12 (2:07 Delay)		9,560
7/5	AKR	W	2-1	42-38	3rd	-4.5	A. Mejia (4-0)	J. Cooper (0-1)	J. Casilla (2)	2:53	7,779
7/6	AKR	W	5-2	43-38	T-2nd	-3.5	T. Beede (2-3)	R. Merritt (5-7)	D. Law (3)	2:36	2,753
7/7	HAR	L	1-2 (13)	43-39	3rd	-3.5	S. Runion (3-0)	J. Casilla (2-4)	None	3:50	3,913
7/8	HAR	L	1-3	43-40	3rd	-4.5	C. Bates (4-0)	K. Marte (7-2)	N. Lee (1)	2:38	4,475
7/9	HAR	W	5-1	44-40	3rd	-3.5	M. Lujan (6-5)	M. Spann (2-1)	None	2:29	6,297
7/10	@TRE	L	2-3 (10)	44-41	4th	-3.5	M. Montgomery (2-1)	J. Casilla (2-5)	None	2:42	5,667
7/11	@TRE	W	5-4	45-41	T-2nd	-2.5	S. Johnson (2-0)	J. Long (0-1)	None	2:36	5,197
7/12	@TRE	L	1-2	45-42	T-3rd	-3.5	A. Bailey (1-0)	K. Crick (1-4)	Montgomery	(10) 2:23	4,063
7/13	@TRE	L	1-7	45-43	4th	-4.5	C. Smith (8-4)	A. Mejia (4-1)	None	2:30	4,311
7/14	ALL-STAR										
7/15	ALL-STAR										
7/16	ALT	L	0-5	45-44	4th	-4.5	T. Glasnow (4-2)	E. Quirarte (0-2)	None	2:29	6,618
7/17 #1	ALT	W	2-0	46-44	--	--	K. Marte (8-2)	C. Kuhl (7-4)	None	1:26	---
7/17 #2	ALT	W	2-1	47-44	T-3rd	-3.0	M. Gage (1-0)	M. Benedict (4-4)	T. Mizenko (2)	1:53	5,659
7/18	ALT	L	2-4	47-45	T-4th	-3.0	S. Brault (2-3)	A. Mejia (4-2)	J. Kuchno (6)	2:50	7,830
7/19	ALT	W	6-3	48-45	4th	-3.0	J. Biaginia (8-5)	Z. Dodson (4-7)	B. Lara (1)	3:02	4,074
7/20	AKR	W	4-3	49-45	T-3rd	-2.0	P. McCormick (3-1)	A. Plutko (4-4)	T. Mizenko (3)	2:43	3,456
7/21	AKR	W	8-0	50-45	2nd	-1.0	K. Crick (2-4)	S. Morimondo (6-10)	None	2:53	5,237
7/22	AKR	W	5-3	51-45	2nd	-1.0	T. Mizenko (4-1)	J. Martin (6-1)	None	3:03	7,952
7/23	@ERI	W	4-3	52-45	2nd	-1.0	M. Gage (2-0)	C. Green (2-14)	D. Law (4)	2:37	3,469
7/24	@ERI	W	4-1	53-45	T-2nd	-1.0	A. Mejia (5-2)	J. Turley (9-7)	J. Casilla (3)	2:23	3,613
7/25	@ERI	L	4-5	53-46	T-2nd	-1.0	M. Robertson (1-1)	T. Mizenko (4-2)	None	2:48	4,202
7/26	@ERI	L	1-10	53-47	T-2nd	-2.0	A. Kubitzka (6-9)	T. Beede (2-4)	None	3:12	2,448
7/27	@ALT	L	2-3	53-48	3rd	-3.0	J. Medina (3-3)	McCormick (3-2)	None	2:39	3,212
7/28	@ALT	L	0-3	53-49	3rd	-4.0	S. Brault (4-3)	K. Marte (8-3)	J. Bleich (4)	2:08	3,664
7/29	@ALT	L	0-1	53-50	3rd	-5.0	Z. Dodson (5-8)	M. Gage (2-1)	B. McKinney (1)	1:54	3,910
7/30	BNG	L	3-11	53-51	T-3rd	-6.0	J. Smoker (1-0)	P. McCormick (3-3)	None	3:33	6,028
7/31	BNG	W	6-1	54-51	T-3rd	-6.0	J. Casilla (3-5)	S. Lugo (6-5)	None	3:00	6,119
8/1	BNG	L	5-6	54-52	4th	-6.0	G. Ynoa (8-7)	T. Beede (2-5)	P. Sewald (17)	3:10	8,007
8/2	BNG	W	2-0	55-52	T-3rd	-6.0	P. McCormick (4-3)	M. Koch (4-5)	D. Law (5)	2:31	5,670
8/3	OFF										
8/4	NHM	W	3-0	56-52	T-3rd	-5.0	K. Marte (9-3)	S. Barnes (2-2)	D. Law (6)	2:20	5,744
8/5	NHM	W	3-2	57-52	T-2nd	-4.0	B. Lara (1-0)	B. McFarland (2-2)	None	2:58	7,109
8/6	NHM	L	0-2	57-53	T-3rd	-5.0	C. Lawrence (11-10)	E. Quirarte (0-3)	C. Girodo (2)		
2,30 (1:36 delay)			8,409								
8/7	@ALT	L	2-4	57-54	4th	-5.0	J. Smith (1-4)	T. Beede (2-6)	J. Kuchno (7)	2:45	4,649
8/8	@ALT	L	0-2	57-55	4th	-6.0	S. Brault (6-3)	J. Gregorio (1-2)	J. Medina (4)	2:18	7,126
8/9	@ALT	W	8-6	58-55	4th	-6.0	J. Biaginia (9-5)	Z. Dodson (5-10)	T. Mizenko (4)	3:20	4,440
8/10	@BOW	L	3-11	58-56	4th	-7.0	A. Miranda (2-1)	K. Marte (9-4)	None	2:32	1,662
8/11	@BOW	L	1-5	58-57	4th	-8.0	C. Lee (2-2)	M. Gage (2-2)	None	2:27	2,025
8/12	@BOW	W	9-1	59-57	4th	-7.0	S. Johnson (3-0)	G. Escat (1-4)	None	3:00	2,583
8/13	@BOW	L	1-6	59-58	4th	-8.0	J. Gunkel (9-3)	T. Beede (2-7)	A. Triggs (14)	2:33	2,955
8/14	ALT	W	5-4	60-58	4th	-7.0	B. Lara (2-0)	J. Medina (3-4)	None	2:48	9,071
8/15	ALT	L	3-5	60-59	4th	-8.0	Z. Dodson (6-10)	J. Biaginia (9-6)	C. Perez (1)	2:57	9,560
8/16	ALT	L	3-4	60-60	4th	-9.0	J. Creasy (9-7)	K. Marte (9-5)	J. Medina (6)	2:30	5,451
8/17	OFF										
8/18	@BNG	PPD									
8/19 #1	@BNG	L	4-7	60-61	--	--	R. Gsellman (7-6)	M. Gage (2-3)	P. Sewald (21)	2:11	---
8/19 #2	@BNG	W	2-1	61-61	4th	-9.0	M. Lujan (7-5)	R. Lara (6-5)	D. Law (7)	2:16	1,794
8/20	@BNG	CANCELLED									
8/21	@TRE	L	0-6	61-62	4th	-9.5	C. Smith (9-6)	C. Johnson (9-6)	None	2:46	4,594
8/22	@TRE	L	2-8	61-63	4th	-9.5	C. Coshow (1-1)	T. Beede (2-8)	None	2:45	5,508
8/23	@TRE	W	3-2	62-63	4th	8.5	J. Gregorio (2-2)	J. Long (3-5)	Law (8)	2:21	3,980
8/24	HAR	L	3-4	62-64	4th	-9.5	Lee (2-0)	Law (0-1)	Demny	2:58	6,427
8/25	HAR	W	2-1	63-64	4th	-9.5	Marte (10-5)	Giolito (2-2)	McCormick	2:24	7,611
8/26	HAR	W	3-0	64-64	4th	-9.5	Lujan (8-5)	Bates (5-5)	Rodriguez		9,560
8/27	@AKR	L	5-6	64-65	4th	-9.5	Lee (2-2)	Mizenko (4-3)	Johnson (24)	3:05	4,554
8/28	@AKR	W	5-3	65-65	4th	-8.5	Beede (3-8)	Morimondo (9-12)	Law (9)	3:00	7,408
8/29	@AKR	W	5-3	66-65	4th	-8.5	Gregorio (3-2)	FLoyd (0-1)	Law (10)		7,911
8/30	@AKR	W	12-2	67-65	3rd	-7.5	Biaginia (10-6)	van Schamann (1-2)		2:50	6,145
8/31	@HAR	L	5-6	67-66	3rd	-8.5	Bates (6-5)	Marte (10-6)	Demny (6)	2:30	3,761
9/1	@HAR	L	5-0	67-67	3rd	-8.5	Voth (6-7)	Lujan (8-6)		2:29	3,468
9/2	@HAR	W	3-2	68-67	3rd	-8.5	Johnson (1-1)	Rauh (2-5)	Law (11)	2:32	3,849
9/3	@HAR	W	4-2	69-67	3rd	-8/5	Rodriguez (4-3)	Simms (2-3)	Law (12)	2:42	4,128
9/4	REA	W	5-4	70-67	3rd	-7.5	Casilla (4-5)	Ramos (1-2)	Rodriguez (2)	2:48	8,430
9/5	REA	L	2-0	70-68	3rd	-7.0	Thompson (5-1)	Biaginia (10-7)	Shackelford (30)	2:24	9,560
9/6	REA	W	2-1	71-68	3rd	-7.0	Crick (3-4)	O'Sullivan (2-3)	Law (13)	2:19	6,290
9/7	REA	W	2-1	72-68	T-3rd	-6.0	Lujan (9-6)	Martin (3-1)	Rodriguez (2)	2:44	5,751-



Richmond Flying Squirrels

Organization

2016 Flying Squirrels

2015: In Review

History & Records

Eastern League

SF Giants

General Info



FLYING SQUIRRELS' 2015 ASSORTED RECORD/HIGHS & LOWS

2015 Assorted Record

	TOTAL	HOME	ROAD
Akron RubberDucks	9-1	6-0	3-1
Altoona Curve	10-10	5-5	5-5
Binghamton Mets	5-4	4-3	1-1
Bowie Baysox	11-10	7-4	4-5
Erie SeaWolves	5-5	2-1	3-4
Harrisburg Senators	11-9	6-3	5-6
New Britain Rock Cats	4-9	3-5	1-4
New Hampshire	5-1	2-1	3-0
Portland Sea Dogs	4-2	2-1	2-1
Reading Fightin Phils	5-9	3-4	2-5
Trenton Thunder	3-8	1-3	2-5

Vs. Eastern	26-33	16-17	11-16
Vs. Western	46-35	25-13	21-22
TOTALS	72-68	41-30	31-38

TOT	HOME	ROAD
Overall Record	72-68	41-30
Vs. Eastern Division	26-33	15-17
Vs. Western Division	46-35	26-13
Day Games	18-14	11-6
Night Games	54-54	30-24
Day Games After Night	15-11	9-3
Squirrels Score 1st	51-28	26-10
Opponent Scores 1st	21-40	15-20
Games Won in Last AB	6-9	5-1
Vs. RH Starters	55-44	27-23
Vs. LH Starters	17-24	12-7
Squirrels Starter 6+ IP	40-27	23-12
Squirrels Starter 7+ IP	14-6	5-1
When Hitting a HR	28-20	11-6
When Not Hitting a HR	40-51	26-26
Outright Opponents	47-17	27-6
Outbit # of Hits	12-7	8-6
Outbit by Opponent	13-44	6-18
Commit 0 Errors	35-28	21-12
Commit 1-2 Errors	34-30	17-14
Commit 3+ Errors	2-10	2-4
Leading After 7th	59-8	33-3
Trailing After 7th	2-54	2-23
Tied After 7th	8-4	4-2
Leading After 8th	58-3	31-1
Trailing After 8th	2-56	2-25
Tied After 8th	5-4	3-1
Extra-Inning Games	3-6	2-2
Doubleheaders	6-2	4-0
Shortened Game	0-1	0-1
Series Record	19-15-8	13-5-3
One-Run Games	28-25	18-10
Two-Run Games	12-15	6-8
5+ Run Games	12-12	6-3
Shutout Record	10-17	8-8
April Record	3-14	3-9
May Record	19-11	10-3
June Record	17-11	8-7
July Record	15-15	11-5
August Record	14-15	6-5
September Record	5-2	3-1
Monday Record	9-10	6-3
Tuesday Record	10-8	6-3
Wednesday Record	11-10	6-5
Thursday Record	10-8	4-5
Friday Record	14-8	9-2
Saturday Record	5-15	2-8
Sunday Record	13-9	8-4

2015 Highs & Lows

TEAM MISCELLANEOUS

LONGEST WINNING STREAK	6 (4x), Last, 7/19-7/24
LONGEST LOSING STREAK	15 (4/15-5/3)
LARGEST MARGIN OF VICTORY	12 (5/27 vs. HAR)
LARGEST MARGIN OF DEFEAT	9 (7/26 @ ERI)
LARGEST SHUTOUT WIN	12-0 (5/27 vs. HAR)
LARGEST SHUTOUT LOSS	0-6 (4/19 @ REA)
LONGEST GAME, TIME	4:54 (4/11 vs. BOW)
LONGEST HOME GAME, TIME	4:54 (4/11 vs. BOW)
LONGEST ROAD GAME, TIME	4:05 (7/1 @ HAR)
LONGEST 9-INNING HOME GAME, TIME	3:33 (7/30 vs. BIN)
LONGEST 9-INNING ROAD GAME, TIME	3:20 (5/19 @ ERI)
LONGEST 7-INNING HOME GAME, TIME	2:38 (6/20 vs. NBR)
LONGEST 7-INNING ROAD GAME, TIME	1:48 (6/29 @ NBR)
SHORTEST 9-INNING HOME GAME, TIME	2:09 (4/15 vs. ALT)
SHORTEST 9-INNING ROAD GAME, TIME	1:54 (7/29 @ ALT)
SHORTEST 7-INNING HOME GAME, TIME	1:26 (7/17, G1 vs. ALT)
SHORTEST 7-INNING ROAD GAME, TIME	1:48 (6/29 @ NBR)
LONGEST GAME, INNINGS	14 (x2), Last, 4/11 vs. BOW)
LONGEST HOME GAME, INNINGS	14 (x2), Last, 4/11 vs. BOW)
LONGEST ROAD GAME, INNINGS	10 (4/18 @ REA)
LARGEST CROWD, HOME	9,560 (x5), Last, 8/15 vs. ALT
LARGEST CROWD, ROAD	9,271 (4/19 @ REA)
SMALLEST CROWD, HOME	2,753 (7/6 vs. AKR)
SMALLEST CROWD, ROAD	1,321 (4/20 @ BOW)
MOST ERRORS	4 (x2), Last, 5/29 @ REA)
MOST ERRORS BY OPPONENT	4 (5/3 @ NBR)
MOST CONSECUTIVE GAMES WITHOUT AN ERROR	4 (5/6-5/9)
MOST LOB	14 (7/26 @ ERI)
FEWEST LOB	2, x2 (4/15, 7/17 G1 both vs. ALT)

TEAM BATTING

MOST RUNS	12 (x3), Last, 8/30 @ AKR
MOST RUNS, INNING	9 (6th Inning, 9/30 @ AKR)
MOST HITS	18 (6/5 @ NHM)
MOST HITS, INNINGS	8, Twice (8th inning - 7/21 vs. AKR, 5th inning - 5/27 vs. HAR)
MOST HOME RUNS, GAME	4 (8/30 @ AKR)
MOST HOME RUNS, INNING	3 (8/30 @ AKR)
MOST CONSECUTIVE GAMES WITH A HOME RUN	5 (7/1-7/5)
MOST DOUBLES, GAME	4 (x5), Last, 7/20 vs. AKR)
MOST TRIPLES, GAME	2 (5/11 vs. BNG)
MOST EXTRA-BASE HITS, GAME	7 (8/30 @ AKR)
MOST STOLEN BASES, GAME	3 (4/21 @ BOW)
MOST STRIKEOUTS, 9-INNING GAME	15 (8/21 @ TRE)
MOST STRIKEOUTS, ALL GAMES	16 (x2), Last, 4/11 vs. BOW)

TEAM PITCHING

MOST RUNS ALLOWED	11 (x2), (7/30 vs. BIN, 8/10 @ BOW)
MOST RUNS ALLOWED, INNING	6 (x5), Last, 2nd inning, 8/19 @ BIN
MOST HITS ALLOWED	18 (7/30 vs. BIN)
MOST HITS ALLOWED, INNING	6 (4th Inning, 6/22 vs. NBR)
MOST HOME RUNS ALLOWED	2 (3x), Last, 8/10 @ BOW)
MOST HOME RUNS ALLOWED, INNING	2 (3rd Inning, 4/19 @ REA)
MOST CONSECUTIVE GAMES ALLOWING A HOME RUN	2 (x2), Last, 5/18-5/19)
MOST STRIKEOUTS, 9-INNING GAME	14 (x2), (4/24 vs. NBR, 6/7 @ NHM)
MOST STRIKEOUTS, ALL GAMES	14 (x2), (4/24 vs. NBR, 6/7 @ NHM)
MOST BASES ON BALLS	10 (5/31 @ REA)
MOST EXTRA-BASE HITS ALLOWED	6 (4/19 @ REA)

INDIVIDUAL BATTING

MOST RUNS SCORED	3 (Many), Last, Engel Beltre - 6/21 vs. NBR
MOST HITS	5, Rando Moreno (6/5 @ NHM)
MOST EXTRA-BASE HITS	2 (Many)
MOST DOUBLES	2 (Many)
MOST TRIPLES	1 (Many)
MOST HOME RUNS	2 (x3), Last, Ricky Oropesa, 8/30 @ AKR
MOST TOTAL BASES	7 (Many)
MOST RBI	5 (x2), Ricky Oropesa, 8/29 & 8/30
MOST STOLEN BASES	3, Javier Herrera (5/19 @ ERI)
MOST BASES ON BALLS	4 (Mitch Delfino, 8/12 @ BOW)
MOST STRIKEOUTS	4 (3x), Last, Ricky Oropesa (7/23 @ ERI)
LONGEST HITTING STREAK	17, Engel Beltre (7/8-7/26)
LONGEST ON-BASE STREAK	21, Mac Williamson (5/11-6/1)

INDIVIDUAL PITCHING

MOST INNINGS PITCHED, STARTER	8.0 (4x, Chris Stratton, Joe Baglini, Kelvin Marte (x2) (5/29 @ REA, 6/16 @ HAR, 7/2 @ HAR, 7/23 @ HAR)
MOST INNINGS PITCHED, RELIEVER	4.2, Edwin Quirarte (5/28 vs. HAR)
MOST HITS ALLOWED, STARTER	10, Matt Lujan (5/12 vs. BNG)
HITS ALLOWED, RELIEVER	6, Edwin Quirarte (6/13 vs. ERI)
MOST STRIKEOUTS, STARTER (x2)	Marte 8/25 vs. HAR, C. Johnson 8/22 @ TRE
MOST STRIKEOUTS, RELIEVER	5 (x6), Last, Joan Gregorio (7/31 @ HAR)
MOST BASES ON BALLS, STARTER	6 (x2), Last, Kyle Crick (6/6 @ NHM)
MOST BASES ON BALLS, RELIEVER (x2)	Tyler Mizenko, Kyle Crick (5/13 vs. BNG, 7/1 @ HAR)
MOST WILD PITCHES	2, Pedro Rodriguez (4/11 vs. BOW)
MOST EARNED RUNS ALLOWED	8, Tyler Baede (8/22 @ TRE)
MOST CONSECUTIVE SCORELESS IP	21.2, Matt Lujan (7/9-9/1)

2015: IN REVIEW

FLYING SQUIRRELS' 2015 ASSORTED OFFENSIVE CATEGORIES

Regular Season Scoring Breakdown

	1st	2nd	3rd	4th	5th	6th	7th	8th	9th	Extras	Totals
RICH	66	61	55	58	53	61	68	42	29	3	498
OPP	54	44	58	58	48	68	56	57	33	6	482

Regular Season Single-Game Bests

Multi Hit Games

TOTAL	2H	3H	4H	5+
Beltre	19	15	4	--
Ciriaco	9	8	1	--
Cole	14	12	1	1
Delfino	30	21	8	1
Galindo	5	5	--	--
Harris	24	21	3	--
Miller	6	5	1	--
Moreno	26	21	4	--
Oropesa	31	21	10	1
Schroder	22	16	6	--
Tomlinson	26	19	7	--
Slater	16	12	3	--
Williams	15	11	4	--
Williamson	20	16	3	1
Zambrano	7	6	1	--

MULTI-RBI GAMES

TOTAL	2H	3H	4H	5+
Beltre	19	15	4	--
Ciriaco	9	8	1	--
Cole	14	12	1	1
Delfino	30	21	8	1
Galindo	5	5	--	--
Harris	24	21	3	--
Miller	6	5	1	--
Moreno	26	21	4	--
Oropesa	31	21	10	1
Schroder	22	16	6	--
Tomlinson	26	19	7	--
Slater	16	12	3	--
Williams	15	11	4	--
Williamson	20	16	3	1
Zambrano	7	6	1	--

Regular Season Pitchers at the Plate

BATTER	AB	H	BB	K	SAC
Tyler Beede	6	2	0	1	3
Joe Biagini	15	2	2	5	3
Jose Casilla	1	--	--	1	--
Kyle Crick	9	2	--	2	--
Carlos Diaz	1	--	--	--	--
Matt Gage	5	0	0	1	0
Joan Gregorio	8	--	--	5	--
Stephen Johnson	1	--	--	--	1
Chase Johnson	1	0	0	1	1
Braulio Lara	1	--	--	1	--
Matt Lujan	27	8	1	4	--
Kelvin Marte	17	3	--	4	4
Adalberto Mejia	5	--	--	4	--
Phil McCormick	1	--	--	1	--
Tyler Mizenko	1	--	--	--	--
Edwin Quirarte	3	--	--	1	2

Regular Season Pinch-Hitters

BATTER	H	AB	AVG
Engel Beltre	1	5	.200
Juan Ciriaco	2	11	.182
Hunter Cole	2	2	1.000
Mitch Delfino	0	2	.000
Jesus Galindo	1	12	.083
Devin Harris	1	9	.111
Blake Miller	0	6	.000
Rando Moreno	4	10	.400
Ricky Oropesa	1	6	.167
Myles Schroder	3	8	.375
Skyler Stromsmoe	2	2	1.000



Richmond Flying Squirrels



FLYING SQUIRRELS' 2015 TRANSACTIONS

2015 OPENING DAY ROSTER (25 + 3 DL)

P	Joe Biagini, Jose Casilla, Kyle Crick, Austin Fleet (DL), Joan Gregorio, Stephen Johnson, Matt Lujan, Kelvin Marte, Phil McCormick, Josh Osich, Pedro Rodriguez, Tyler Rogers, Jack Snodgrass, Chris Stratton
C	Jeff Arnold (DL), Jackson Williams, Eliezer Zambrano
INF	Mitch Delfino, Blake Miller, Rando Moreno, Ricky Oropesa, Kelby Tomlinson, Angel Villalona
OF	Elliott Blair (DL), Daniel Carbonell (40), Devin Harris, Javier Herrera, Mac Williamson

APRIL

9C **Jeff Arnold** placed on the Disabled List (Bruised Thumb)...RHP **Austin Fleet** placed on the Disabled List (Turf Toe)...OF **Elliott Blair** placed on the Disabled List (Plantar Fasciitis) [25 + 3 DL]

16 RHP **Austin Fleet** (Turf Toe) activated from the Disabled List and promoted to Sacramento (AAA)...OF **Elliott Blair** placed on the Voluntarily Retired List [25 + 1 DL]

23 RHP **Tyler Mizenko** received from Extended Spring Training...RHP **Tyler Rogers** placed on the Disabled List (Shin Contusion) [25 + 2 DL]

25 UTIL **Myles Schroder** received from Extended Spring Training...1B **Angel Villalona** placed on the Disabled List (Right Ankle Sprain) [25 + 3 DL]

29 RHP **Pedro Rodriguez** placed on the Disabled List (Illness)...RHP **Tyler Rogers** activated from the Disabled List (Shin Contusion) [25 + 3 DL]

MAY

4 RHP **Pedro Rodriguez** activated from the Disabled List (Illness)...1B **Angel Villalona** activated from the Disabled List (Right Ankle Sprain)...LHP **Phil McCormick** placed on the Disabled List (Illness)...INF **Blake Miller** placed on the Disabled List (Hand) [25 + 3 DL] 15 RHP **Edwin Quirarte** signed as a Minor League Free Agent by the San Francisco Giants and assigned to Richmond roster...LHP **Phil McCormick** activated from the Disabled List (Illness)...RHP **Tyler Mizenko** placed on the Disabled List (Shin Contusion)...RHP **Tyler Rogers** transferred to San Jose (A+) [25 + 3 DL] 21 C **Jeff Arnold** activated from the Disabled List (Knee) and transferred to San Jose (A+)...1B **Angel Villalona** placed on the Disabled List (Bruised Thumb)...INF **Blake Miller** activated from the Disabled List (Hand) [25 + 2 DL]

26 OF **Javier Herrera** placed on the Disabled List (Elbow)...OF **Ryan Lolis** received from San Jose (A+) [25 + 3 DL]

JUNE

2 LHP **Jack Snodgrass** promoted to Sacramento (AAA)...RHP **Chris Stratton** promoted to Sacramento (AAA)...RHP **Tyler Mizenko** activated from the Disabled List (Shin Contusion) [24 + 2 DL]

3 OF **Ryan Lolis** received from Sacramento (AAA)...OF **Eden Beltre** received from Extended Spring Training [24 + 2 DL]

4 LHP **Adalberto Mejia** received from Extended Spring Training [25 + 2 DL]

5 RHP **Tyler Beede** received from San Jose (A+)...RHP **Joan Gregorio** placed on the Disabled List (Patella Tendinitis) [25 + 3 DL]

8 INF **Blake Miller** placed on the Disabled List retroactive to 6/7 (Wrist) [24 + 4 DL]

9 1B **Angel Villalona** activated from Disabled List (Bruised Thumb)...RHP **Matt Cain** added on MLB Rehab [25 + 3 DL + 1 MLB]

10 RHP **Matt Cain** completes MLB Rehab and is removed from Richmond roster [25 + 3 DL]

16 OF **Javier Herrera** (elbow) activated from the Disabled List and released by the Giants [25 + 2 DL]

19 RHP **Joan Gregorio** activated from DL (Patella Tendinitis)...RHP **Kyle Crick** placed on DL (Thigh Contusion) [25 + 2 DL]

20 RHP **Derek Law** activated from San Jose (A+) DL (Elbow) and transferred to Richmond roster...RHP **Jose Casilla** placed on DL (Right Triceps Strain) [25

+ 3 DL]

21 RHP **Edwin Quirarte** placed on the DL (Right Ankle)...LHP **Carlos Diaz** received from Augusta (A) [25 + 4 DL]

23 OF **Daniel Carbonell** transfer of option to San Jose (A+)...OF **Jesus Galindo** received from San Jose (A+) [25 + 4 DL]

25 RHP **Kyle Crick** activated from the Disabled List (Thigh Contusion)...LHP **Carlos Diaz** transferred to Augusta (A+) [25 + 3 DL]

26 OF **Mac Williamson**, LHP **Josh Osich**, and INF **Kelby Tomlinson** promoted to Sacramento (AAA)...INF **Juan Ciriaco**, LHP **Braulio Lara** received from Sacramento (AAA)...1B **Angel Villalona** transferred to San Jose (A+)...OF **Hunter Cole** and OF **Austin Slater** received from San Jose (A+).

JULY

2 RHP **Tyler Mizenko** placed on the DL (Plantar Fasciitis)...RHP **Pedro Rodriguez** placed on DL (Left Quad Strain)...RHP **Edwin Quirarte** activated from DL (Ankle)...RHP **Jose Casilla** activated from DL (Right Triceps Strain) [25 + 3 DL]

11 - LHP **Matt Lujan** placed on the Disabled List (Shin Contusion)...RHP **Tyler Mizenko** activated from the Disabled List (Plantar Fasciitis) [25 + 3 DL]

17 - LHP **Matt Gage** received from Augusta (A)...RHP **Edwin Quirarte** placed on Disabled List [25 + 4 DL]

27 - RHP **Edwin Quirarte** activated from Disabled List...RHP **Stephen Johnson** placed on the Disabled List (Ankle) [25 + 4 DL]

29 - LHP **Adalberto Mejia** placed on the Disabled List (Left Shoulder) retroactive to 7/27 [25 + 4 DL]

30 - RHP **Pedro Rodriguez** activated from Disabled List (Left Quad).

AUGUST

4 - RHP **Joe Biagini** placed on the Disabled List (back) retroactive to 8/1

4 - RHP **Stephen Johnson** activated from the Disabled List (Ankle)

9 - RHP **Joe Biagini** activated off the Disabled List (Back)

9 - RHP **Jose Casilla** placed on the Disabled List (turf toe)

12 - LHP **Matt Lujan** activated from the Disabled List (Shin Contusion)

12 - OF **Hunter Cole** placed on Disabled List (Groin) retroactive to 8/9

20 - RHP **Jose Casilla** activated from the Disabled List (Toe)...LHP **Matt Gage** placed on the Disabled List (Ankle)...RHP **Chase Johnson** received from Advanced-A San Jose...OF **Hunter Cole** activated from the Disabled List (Leg)...RHP **Edwin Quirarte** placed on the Disabled List (Fingernail)...RHP **Stephen Johnson** traded to the Cincinnati Reds for OF Marlon Byrd

8/27 - LHP **Braulio Lara** transferred to Triple-A Sacramento

8/27 - LHP **Matt Gage** activated from Disabled List

8/28 - 2B **Skyler Stromsmoe** received from Advanced-A San Jose

8/28 - 2B **Austin Slater** placed on Disabled List

8/29 - 3B **Mitch Delfino** placed on Disabled List (Shoulder)

8/29 - LHP **Adalberto Mejia** activated from Disabled List (Shoulder)

September

9/01 - RHP **Edwin Quirarte** - reinstated from Disabled List and transferred to Triple-A Sacramento

9/6 - 2B **Austin Slater** reinstated from DL (concussion)

9/6 - LHP **Matt Gage** placed on DL (Rest)

9/6 - C **Adam Sonabend** received from Advanced-A San Jose

9/6 - C **Jackson Williams** contract purchased by San Francisco

HISTORY & RECORDS

FLYING SQUIRRELS' LOGO GUIDE

Official Club Logos



Primary Logo



Flying Squirrels - White Word Mark



Flying Squirrels - Red Word Mark



Richmond - White Word Mark



Richmond - Red Word Mark



Acorn - "Red R"



Acorn - "White R"



Squirrels Head



Cap "R" Logo



Richmond Flying Squirrels

HISTORY & RECORDS



FLYING SQUIRRELS' TEAM RECORDS - SINGLE GAME

Largest Margin of Victory.....	14, 9/2/10 @ Erie
Largest Margin of Defeat.....	14, 4/14/13 @ Trenton
Largest Shutout Win.....	14-0, 9/2/10 @ Erie
Largest Shutout Loss.....	0-13, 7/13/13 @ Bowie
Longest Game (Innings).....	18, 4/30/11 @ Bowie
Longest Game Time (9 Innings).....	3:41, 7/15/12 @ Harrisburg
Longest Game Time (All).....	5:27, 4/30/11 @ Bowie (18)
Shortest Game (9 Innings).....	1:54, 7/29/15 @ Altoona
Shortest Game (All).....	1:26, 7/17/15 vs. Altoona (7)
Largest Home Crowd.....	9,560 (Many), Last, 8/15/15 vs. Altoona
Largest Road Crowd.....	9,784, 5/21/10 @ Reading
Smallest Home Crowd.....	2,359, 5/6/13 vs. Bowie
Smallest Road Crowd.....	785, 5/11/10 @ Bowie
Most Errors.....	5 (x3) last 7/11/14 @ Bowie
Most Errors by Opponent.....	5 (x4), last 8/21/14 vs New Britain
Most LOB.....	16(x2), 7/20/14 vs Harrisonburg
Fewest LOB.....	0 (x3), last 6/5/12 @ New Hampshire
Most Runs (Game).....	20, 5/26/13 @ Altoona
Most Runs Allowed (Game).....	19, 4/17/12 vs. Reading
Most Runs (Inning).....	9 (x2), Last, 8/30/15 @ Akron (6th)
Most Runs Allowed (Inning).....	10, 4/17/12 vs. Reading (6th)
Most Hits (Game).....	22 (x3), last 5/26/13 @ Altoona
Most Hits Allowed (Game).....	22, 4/17/12 vs. Reading
Most Hits (Inning).....	8 (x2), Last, 7/21/15 vs. Akron (8th)
Most Hits Allowed (Inning).....	9, 4/17/12 vs. Reading (6th)
Most Home Runs (Game).....	4 (x4), Last, 8/30/15 @ Akron
Most Home Runs Allowed (Game).....	4, 6/28/13 @ Erie
Most Home Runs (Inning).....	3, 8/30/15 @ Akron
Most Home Runs Allowed (Inning).....	2 (Many)

FLYING SQUIRRELS' TEAM RECORDS - SEASON

Longest Winning Streak.....	7, 4/27/10 - 5/3/10
Longest Losing Streak.....	15, 4/15/15 - 5/3/15
Most Games Without an Error.....	7, 7/8/10 - 7/17/10
Most Games With an Error.....	10, Last, 5/23/11 - 6/1/11
Wins.....	79 (2014)
Losses.....	73 (2010)
Highest Batting Average.....	.256 (2014)
Lowest Batting Average.....	.247 (2011)
Lowest ERA.....	3.12 (2015)
Highest ERA.....	4.13 (013)
At-Bats.....	4764 (2010)
Most Runs Scored.....	611 (2013)
Fewest Runs Scored.....	503 (2015)
Most Hits.....	1207 (2010)
Fewest Hits.....	1147 (2015)
Most Doubles.....	243 (2013)
Fewest Doubles.....	202 (2015)
Most Triples.....	47 (2010)
Fewest Triples.....	19 (x2) (2012, 2013)
Most Home Runs.....	109 (2013)
Fewest Home Runs.....	61 (2015)
Most RBI.....	577 (2013)
Fewest RBI.....	462 (2015)
Most Total Bases.....	1772 (213)
Fewest Total Bases.....	1586 (2015)
Most Walks.....	510 (2014)
Fewest Walks.....	333 (2015)
Most Intentional Walks.....	18 (2011)
Fewest Intentional Walks.....	9 (x2) (2013, 2014)

Organization

2016 Flying Squirrels

2015: In Review

History & Records

Eastern League

SF Giants

General Info

HISTORY & RECORDS

FLYING SQUIRRELS' TEAM RECORDS - SEASON (Cont.)

Most Strikeouts (Batters).....	1115 (2013)
Fewest Strikeouts (Batters).....	957 (2012)
Most Stolen Bases.....	168 (2014)
Fewest Stolen Bases.....	77 (2013)
Most Caught Stealing.....	65 (2012)
Fewest Caught Stealing.....	46 (2010)
Highest Stolen Base Percentage.....	76% (2014)
Lowest Stolen Base Percentage.....	62% (2012)
Highest On-Base Percentage.....	.333 (2013)
Lowest On-Base Percentage.....	.302 (2011)
Highest Slugging Percentage.....	.383 (2013)
Lowest Slugging Percentage.....	.344 (2015)
Highest OPS.....	.716 (2013)
Lowest OPS.....	.647 (2015)
Most Sacrifice Flies.....	49 (2012)
Fewest Sacrifice Flies.....	33 (2015)
Most Sacrifice Hits.....	62 (2015)
Fewest Sacrifice Hits.....	36 (2014)
Mosts Batters Hit By Pitch.....	79 (2014)
Fewest Batters Hit By Pitch.....	41 (2011)
Most Double Plays.....	131 (2012)
Fewest Double Plays.....	93 (2011)
Most Errors Committed.....	122 (2013)
Fewest Errors Committed.....	104 (2012)
Most Complete Games.....	4 (2012)
Fewest Complete Games.....	1 (2013, 2015)
Most Shutouts (Pitchers).....	15 (x2) (2012, 2013)
Fewest Shutouts (Pitchers).....	9 (2011)
Most Shutouts (Batters).....	17 (2015)
Fewest Shutouts (Batters).....	10 (x4) (2010, 2011, 2012, 2013)
Most Saves.....	46 (2015)
Fewest Saves.....	36 (2012)
Most Save Opportunities.....	66 (2015)
Fewest Save Opportunities.....	53 (2011)
Most Innings Pitched.....	1253.3 (2010)
Fewest Innings Pitched.....	1219 (2013)
Most Hits Allowed.....	1227 (2010)
Fewest Hits Allowed.....	1107 (2015)
Most Runs Allowed.....	661 (2013)
Fewest Runs Allowed.....	488 (2015)
Most Earned Runs Allowed.....	585 (2013)
Fewest Earned Runs Allowed.....	426 (2015)
Most Home Runs Allowed.....	92 (2010)
Fewest Home Runs Allowed.....	52 (2015)
Most Hit By Pitch (Pitchers).....	56 (2015)
Fewest Hit By Pitch (Pitchers).....	42 (2012)
Most Intentional Walks Issued.....	27 (2012)
Fewest Intentional Walks Issued.....	9 (2013)
Most Strikeouts (Pitchers).....	1096 (2011)
Fewest Strikeouts (Pitchers).....	915 (2010)
Most Balks.....	11 (2013)
Fewest Balks.....	6 (2010, 2015)
Most Wild Pitches.....	94 (2013)
Fewest Wild Pitches.....	69 (2014)
Most Double Plays.....	138 (2010)
Fewest Double Plays.....	96 (2011)
Lowest WHIP.....	1.29 (2015)
Highest WHIP.....	1.46 (2013)
Lowest Average Against.....	.242 (2015)
Highest Average Against.....	.260 (2010)
Most At-Bats Against.....	4727 (2010)
Fewest At-Bats Against.....	4572 (2015)
Most Batters Faced.....	5360 (2013)
Fewest Batters Faced.....	5179 (2015)
Most Holds.....	86 (2015)
Fewest Holds.....	40 (2013)



Richmond Flying Squirrels

Organization

2016 Flying Squirrels

2015: In Review

History & Records

Eastern League

SF Giants

General Info

HISTORY & RECORDS



FLYING SQUIRRELS' INDIVIDUAL RECORDS - SINGLE GAME

BATTING

Runs	4 (x6), Last, Herrera, 7/16/13 @ Binghamton
Hits	5 (x6), Last, Moreno, 6/5/15 @ New Hampshire
Extra-Base Hits	4, Parker, 4/22/14 @ Reading
Triples	2, Peguero, 7/31/11 vs. Trenton
Home Runs	3, Neal, 6/26/10 @ Erie
RBIs	7 (x2), Last, Parker, 5/26/13 @ Altoona
Stolen Bases	5, Tomlinson, 5/9/14 vs. Erie
Walks	4 (x2), Last, Delfino, 8/12/15 @ Bowie
Strikeouts	7, Koshansky, 4/30/11 @ Bowie

PITCHING

Innings Pitched (Starter)	9.0 (x2), Last, Snodgrass, 6/24/14 vs. Harrisburg
Innings Pitched (Reliever)	5.2, Surkamp, 7/4/11 vs. Trenton
Hits Allowed (Starter)	13, Westcott, 4/11/12 @ Bowie
Hits Allowed (Reliever)	7, Sisco, 8/4/10 @ New Hampshire
Strikeouts (Starter)	12 (x3), Last, Kickham, 8/2/12 vs. Reading
Strikeouts (Reliever)	11, Surkamp, 7/4/11 vs. Trenton
Walks (Starter)	6 (Many)
Walks (Reliever)	5, Whitaker, 6/11/10 @ Reading
Wild Pitches	3 (x5), Last, Heston, 8/28/12 vs. Harrisburg
Runs Allowed (Starter)	8 (Many)
Runs Allowed (Reliever)	7, Quirarte, 7/26/11 @ Erie
Earned Runs Allowed (Starter)	8 (x4), Last, Beede, 8/22/15 @ Trenton
Earned Runs Allowed (Reliever)	6, Ronick, 5/18/12 @ Akron

FLYING SQUIRRELS' INDIVIDUAL BATTING RECORDS - SEASON

Longest Hit Streak	18, Juan Perez (7/25/12 - 8/14/12)
Batting Average (Min. 384 PA)	Matt Duffy, .332 (2014)
Games	137 (x3), Charlie Culberson (2011), Daniel Mayora (2012), Joe Panik (2013)
At-Bats	553, Charlie Culberson (2011)
Runs Scored	74, Mark Minicozzi (2013)
Hits	153, Thomas Neal (2010)
Doubles	40, Thomas Neal (2010)
Triples	10, Juan Perez (2011)
Home Runs	18, (x2) Last, Mario Lisson (2014)
Extra-Base Hits	56, Javier Herrera (2013)
RBIs	76 (x2), Mario Lisson (2014), Ricky Oropesa (2015)
Total Bases	233, Javier Herrera (2013)
Walks	62, Mark Minicozzi (2013)
Intentional Walks	5, Nick Noonan (2011)
Strikeouts	161, Jarrett Parker (2013)
Stolen Bases	49, Kelby Tomlinson (2014)
Caught Stealing	18, Gary Brown (2012)
Stolen Base Percentage (Min. 10 Attempts)	100% (11-11), Mario Lisson (2014)
On-Base Percentage (Min. 384 PA)400, Mark Minicozzi (2013)
Slugging Percentage (Min. 384 PA)485, Javier Herrera (2013)
OPS (Min. 384 PA)861, Javier Herrera (2013)
Sacrifice Flies	11, Mark Minicozzi (2012)
Sacrifice Hits	21, Rando Moreno (2015)
Hit By Pitch	19, Gary Brown (2012)
Double Plays	24, Daniel Mayora (2012)

FLYING SQUIRRELS' INDIVIDUAL PITCHING RECORDS - SEASON

Longest Scoreless Innings Streak	20.1, Chris Heston, (8/7/12 - 8/23/12)
Wins	11, Many
Losses	10, Mike Kickham & Craig Westcott (2012)
Earned Run Average (Min. 114 IP)	2.02, Eric Surkamp (2011)
Games	58, Phil McCormick (2015)
Starts	28, Justin Fitzgerald & Craig Westcott (2012)
Complete Games	1, Many

Organization

2016 Flying Squirrels

2015: In Review

History & Records

Eastern League

SF Giants

General Info

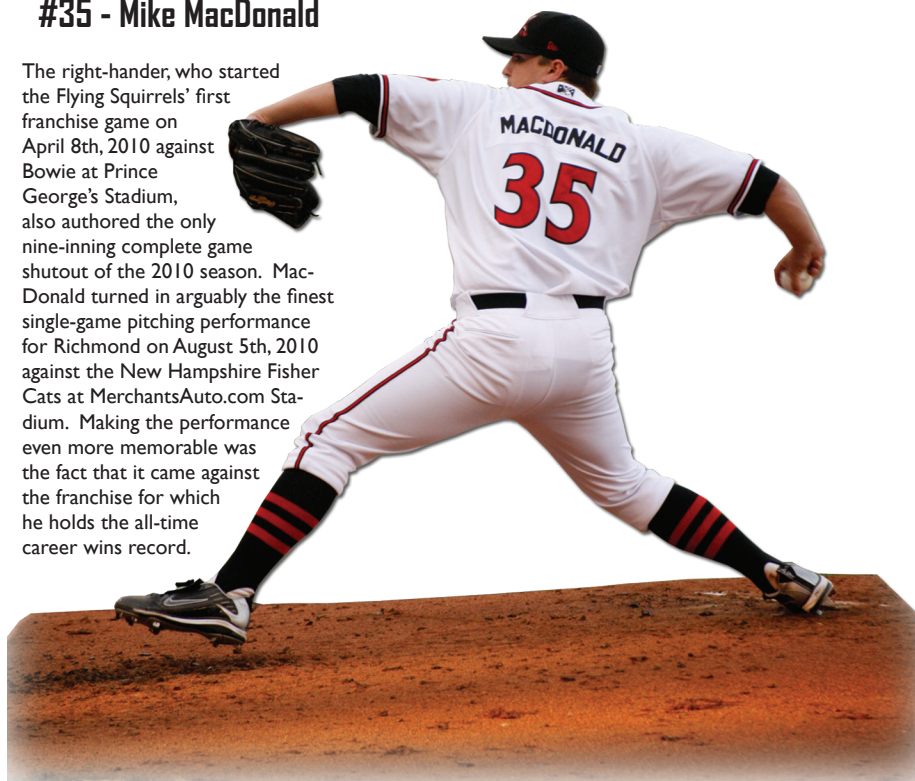
HISTORY & RECORDS

FLYING SQUIRRELS' INDIVIDUAL PITCHING RECORDS - SEASON (Cont.)

Saves.....	23, Rafael Cova (2010)
Save Opportunities.....	29, Rafael Cova (2010)
Innings Pitched.....	165.0, Craig Westcott (2012)
Hits Allowed.....	181, Craig Westcott (2012)
Runs Allowed.....	85, Craig Westcott (2012)
Earned Runs Allowed.....	75, Craig Westcott (2012)
Home Runs Allowed.....	16, Chris Gloor (2013)
Hit Batsmen.....	10, Clayton Tanner (2011)
Walks.....	75, Mike Kickham (2012)
Intentional Walks.....	5, Daniel Turpen (2010)
Strikeouts.....	165, Eric Surkamp (2011)
Balks.....	4, Carlos Teller (2013)
Wild Pitches.....	18, Justin Fitzgerald (2012)
Double Plays Induced.....	27, Craig Westcott (2012)
WHIP (Min. 114 IP).....	1.08, Eric Surkamp (2011)
Average Against (Min. 114 IP).....	.213, Eric Surkamp (2011)
Total Batters Faced.....	698, Craig Westcott (2012)
Holds.....	15 (x2), Stephen Johnson & Jose Casilla (2015)

#35 - Mike MacDonald

The right-hander, who started the Flying Squirrels' first franchise game on April 8th, 2010 against Bowie at Prince George's Stadium, also authored the only nine-inning complete game shutout of the 2010 season. MacDonald turned in arguably the finest single-game pitching performance for Richmond on August 5th, 2010 against the New Hampshire Fisher Cats at MerchantsAuto.com Stadium. Making the performance even more memorable was the fact that it came against the franchise for which he holds the all-time career wins record.



Richmond Flying Squirrels

HISTORY & RECORDS



FLYING SQUIRRELS' FRANCHISE FIRSTS

Game	4/8/10 @ Bowie (Prince George's Stadium)
.....	Bowie 6, Richmond 4 (Game Completed 4/9 Due to Rain)
.....	(W, Pat Egan - L, Ronnie Ray - S, Chad Thall)
Win (Team)	4/9/10 @ Bowie (Prince George's Stadium)
.....	Richmond 2, Bowie 0 (7 Innings) (W, Clayton Tanner - L, Eduardo Gamboa - S, Rafael Cova)
Loss (Team)	4/8/10 @ Bowie (Prince George's Stadium)
.....	Bowie 6, Richmond 4
.....	(W, Pat Egan - L, Ronnie Ray - S, Chad Thall)
Pitcher/Batter	Bowie's LHP Zach Britton to Richmond's Darren Ford (4/8/10 @ Bowie, Prince George's Stadium)
.....	Ford Grounded Out to SS Pedro Florimon
Hit	Thomas Neal, 4/8/10 @ Bowie (4th Inning - Double - Zach Britton)
Double	Thomas Neal, 4/8/10 @ Bowie (4th Inning - Zach Britton)
Triple	Roger Kieschnick, 4/16/10 vs. Reading (3rd Inning - Yohan Flanede)
Home Run	Conor Gillaspie, 4/10/10 @ Bowie (6th Inning - Pedro Beato)
Grand Slam	Chris Dominguez, 6/27/11 vs. Harrisburg (7th Inning - Hassan Pena)
Run	Michael Ambort, 4/8/10 @ Bowie (5th Inning)
RBI	Jackson Williams, 4/8/10 @ Bowie (5th Inning)
Walk	Brandon Crawford, 4/8/10 @ Bowie (6th Inning - Pat Egan)
Strikeout (Pitcher)	Ronnie Ray, 4/8/10 @ Bowie (5th Inning - Danny Figueroa)
Strikeout (Batter)	Roger Kieschnick, 4/8/10 @ Bowie (2nd Inning - Zach Britton)
Stolen Base	Tyler Graham, 4/8/10 @ Bowie (7th Inning)
Caught Stealing	Darren Ford, 4/12/10 vs. Altoona (1st Inning - Justin Wilson)
Sacrifice Fly	Clay Timpner, 4/9/10 @ Bowie (6th Inning)
Hit By Pitch	Jackson Williams, 4/8/10 @ Bowie (8th Inning - Chad Thall)
Ground Into Double Play	Thomas Neal, 4/10/10 @ Bowie (6th Inning - Eduardo Gamboa)
Error	Thomas Neal, 4/10/10 @ Bowie (7th Inning)
Wild Pitch	Clayton Tanner, 4/9/10 @ Bowie (3rd Inning)
Balk	David Mixon, 5/3/10 vs. Altoona (2nd Inning)
Win (Individual)	Clayton Tanner, 4/9/10 @ Bowie
Loss (Individual)	Ronnie Ray (4/8/10) @ Bowie
Save	Rafael Cova, 4/9/10 @ Bowie
Complete Game (Seven Innings)	David Mixon, 4/27/10 @ New Britain
Complete Game (Nine Innings)	Mike MacDonald, 8/5/10 @ New Hampshire
Complete-Game Shutout (Seven Innings)	David Mixon, 4/27/10 @ New Britain
Complete-Game Shutout (Nine Innings)	Mike MacDonald, 8/5/10 @ New Hampshire



#21 Thomas Neal

Neal lined an opposite-field double for the Flying Squirrels first franchise hit. He lined the double down the right-field line off Bowie left-hander Zach Britton in the 4th inning of the Squirrels, 4-6, loss on April 8th, 2010.



#10 Clayton Tanner

Tanner earned the first win in franchise history on April 9th, 2010 against Bowie at Prince George's Stadium. The lefty tossed 5 1/3 shutout innings, fanning two, as the Squirrels prevailed, 2-0

HISTORY & RECORDS

FLYING SQUIRRELS' CAREER BATTING LEADERS

Batting Average*	On-Base Percentage*	SLG*	OPS*
Matt Duffy..... .332	Matt Duffy..... .398	Javier Herrera..... .485	Javier Herrera..... .861
Mark Minicozzi..... .299	Mark Minicozzi..... .382	Adam Duvall..... .465	Mario Lissom..... .837
Javier Herrera..... .296	Javier Herrera..... .376	Jarrett Parker..... .445	Mark Minicozzi..... .823
Thomas Neal..... .291	Jarrett Parker..... .361	Mark Minicozzi..... .441	Jarrett Parker..... .806
Conor Gillaspie..... .287	Thomas Neal..... .359	Thomas Neal..... .440	Thomas Neal..... .799
Daniel Mayora..... .281	Skyler Stromsmoe..... .350	Wes Hodges..... .428	Adam Duvall..... .785
Juan Perez..... .280	Gary Brown..... .347	Devin Harris..... .427	Johnny Monell..... .758
Wes Hodges..... .275	Clay Timpner..... .346	Conor Gillaspie..... .420	Conor Gillaspie..... .754
Wes Hodges..... .275	Daniel Mayora..... .345	Johnny Monell..... .419	Devin Harris..... .747
Mario Lissom..... .266	Johnny Monell..... .339	Roger Kieschnick..... .409	Juan Perez..... .734
Games	At-Bats	Plate Appearances	Runs
Ricky Oropesa..... 313	Ricky Oropesa..... 1043	Ricky Oropesa..... 1149	Jarrett Parker..... 124
Skyler Stromsmoe..... 291	Juan Perez..... 940	Juan Perez..... 1010	Juan Perez..... 123
Juan Perez..... 257	Jarrett Parker..... 807	Jarrett Parker..... 943	Kelby Tomlinson..... 119
Jarrett Parker..... 231	Devin Harris..... 798	Skyler Stromsmoe..... 909	Skyler Stromsmoe..... 110
2 Tied..... 227	Kelby Tomlinson..... 782	Kelby Tomlinson..... 899	Mark Minicozzi..... 109
Hits	Doubles	Triples	Home Runs
Juan Perez..... 263	Devin Harris..... 54	Juan Perez..... 14	Jarrett Parker..... 30
Ricky Oropesa..... 249	Juan Perez..... 51	Jarrett Parker..... 11	Ricky Oropesa..... 28
Kelby Tomlinson..... 217	Johnny Monell..... 51	Darren Ford..... 9	Devin Harris..... 27
Mark Minicozzi..... 217	Mark Minicozzi..... 49	Kelby Tomlinson..... 9	Johnny Monell..... 21
Jarrett Parker..... 209	Ricky Oropesa..... 46	Myles Schroder..... 9	Roger Kieschnick..... 20
RBI	Walks	Intentional Walks	Strikeouts
Ricky Oropesa..... 134	Jarrett Parker..... 105	Nick Noonan..... 7	Ricky Oropesa..... 291
Jarrett Parker..... 115	Skyler Stromsmoe..... 104	Conor Gillaspie..... 4	Jarrett Parker..... 264
Devin Harris..... 112	Mark Minicozzi..... 94	Sharon Schoop..... 4	Devin Harris..... 231
Mark Minicozzi..... 111	Ricky Oropesa..... 89	Mac Williamson..... 4	Mark Minicozzi..... 187
Johnny Monell..... 99	Johnny Monell..... 89	Five Players Tied..... 3	Juan Perez..... 180
Stolen Bases	Caught Stealing	Double Plays	Sacrifice Flies
Kelby Tomlinson..... 68	Juan Perez..... 21	Mark Minicozzi..... 25	Daniel Mayora..... 11
Darren Ford..... 43	Kelby Tomlinson..... 19	Daniel Mora..... 24	Mark Minicozzi..... 11
Juan Perez..... 40	Gary Brown..... 18	Johnny Monell..... 24	Skyler Stromsmoe..... 11
Tyler Graham..... 39	Darren Ford..... 18	Ricky Oropesa..... 23	Ricky Oropesa..... 11
Gary Brown..... 33	Skyler Stromsmoe..... 17	Neal Thomas..... 19	Roger Kieschnick..... 9
Sacrifice Hits	HBP	Extra-Base Hits	Total Bases
Rando Moreno..... 21	Jarrett Parker..... 25	Devin Harris..... 85	Juan Perez..... 387
Ehire Adrianza..... 17	Gary Brown..... 19	Juan Perez..... 80	Ricky Oropesa..... 381
Kelby Tomlinson..... 17	Skyler Stromsmoe..... 17	Jarrett Parker..... 79	Jarrett Parker..... 359
Skyler Stromsmoe..... 15	Myles Schroder..... 16	Ricky Oropesa..... 74	Devin Harris..... 341
Darren Ford..... 10	Jackson Williams..... 13	Johnny Monell..... 74	Mark Minicozzi..... 320

*Minimum of 384 Plate Appearances **Minimum of 10 Attempts



Richmond Flying Squirrels

Organization

2016 Flying Squirrels

2015: In Review

History & Records

Eastern League

SF Giants

General Info

HISTORY & RECORDS



FLYING SQUIRRELS' CAREER PITCHING LEADERS

ERA*	WHIP*	Average Against*	Strikeouts/9.0 IP*
Eric Surkamp 2.02	Eric Surkamp 1.08	Eric Surkamp213	Eric Surkamp 10.43
Chris Heston 2.24	Chris Heston 1.10	Mike Kickham219	Kyle Crick 10.8
Joe Biagini 2.42	Adalberto Mejia 1.12	Kyle Crick223	Eric Surkamp 10.43
Jose Casilla 2.80	David Mixon 1.19	Joe Biagini228	Ryan Verdugo 9.18
Mike Kickham 3.05	Jose Casilla 1.23	Chris Heston230	Mike Kickham 8.18
Kelvin Marte 3.11	Jack Snodgrass 1.24	Ryan Verdugo241	Chris Heston 8.17
Justin Fitzgerald 3.13	Kelvin Marte 1.24	Justin Fitzgerald244	Phil McCormick 7.9
Ty Blach 3.13	Justin Fitzgerald 1.26	Jose Casilla247	Justin Fitzgerald 7.30
Austin Fleet 3.14	Chris Gloor 1.27	Two tied248	Adalberto Mejia 6.8
Phil McCormick 3.27	Ty Blach 1.28	Jack Snodgrass251	Daryl Maday 6.75
Wins	Losses	Winning Percentage**	Games
Jack Snodgrass 27	Craig Westcott 25	Eric Surkamp714	Edwin Quirarte 204
Craig Westcott 19	Daryl Maday 25	Austin Fleet714	Phil McCormick 166
Justin Fitzgerald 19	Clayton Tanner 19	Brett Bochy700	Daryl Maday 119
Kelvin Marte 18	Edwin Quirarte 18	Jack Snodgrass675	Jose Casilla 88
Edwin Quirarte 18	Justin Fitzgerald 17	Kelvin Marte666	Josh Osich 81
Games Started	Complete Games	Shutouts	Balls
Craig Westcott 68	Jack Snodgrass 2	Kelvin Marte 2	Clayton Tanner 5
Justin Fitzgerald 61	Kelvin Marte 2	Jack Snodgrass 1	Edwin Quirarte 5
Jack Snodgrass 56	Eleven Pitchers 1	Mike MacDonald 1	Carlos Teller 4
Clayton Tanner 49		David Mixon 1	Others 3
Daryl Maday 40		Mike Kickham 1	
Saves	Innings Pitched	Hits Allowed	At-Bats Against
Daryl Maday 28	Craig Westcott 375.2	Craig Westcott 415	Craig Westcott 1453
Derek Law 26	Justin Fitzgerald 344.0	Daryl Maday 347	Daryl Maday 1294
Rafael Cova 23	Daryl Maday 340.0	Justin Fitzgerald 311	Justin Fitzgerald 1276
Josh Osich 22	Jack Snodgrass 322.1	Jack Snodgrass 302	Clayton Tanner 1032
Two tied with 19	Edwin Quirarte 306.1	Edwin Quirarte 302	Jack Snodgrass 1013
Total Batters Faced	Runs Allowed	Earned Runs Allowed	Home Runs Allowed
Craig Westcott 1633	Craig Westcott 204	Craig Westcott 180	Daryl Maday 28
Justin Fitzgerald 1436	Daryl Maday 153	Daryl Maday 139	Craig Westcott 27
Daryl Maday 1434	Clayton Tanner 149	Jack Snodgrass 133	Clayton Tanner 23
Jack Snodgrass 1336	Jack Snodgrass 146	Justin Fitzgerald 120	Chris Gloor 23
Edwin Quirarte 1313	Edwin Quirarte 143	Edwin Quirarte 119	Justin Fitzgerald 17
Hit Batsmen	Walks	Strikeouts	Wild Pitches
Edwin Quirarte 22	Craig Westcott 141	Justin Fitzgerald 282	Justin Fitzgerald 31
Clayton Tanner 17	Kyle Crick 127	Daryl Maday 255	Clayton Tanner 24
Justin Fitzgerald 16	Justin Fitzgerald 123	Craig Westcott 208	Daryl Maday 22
Jack Snodgrass 14	Edwin Quirarte 106	Edwin Quirarte 208	Craig Westcott 21
Three tied with 13	Jack Snodgrass 100	Chris Gloor 195	Edwin Quirarte 20

*Minimum of 114 Innings Pitched **Minimum of 10 Decisions

Organization

2016 Flying Squirrels

2015: In Review

History & Records

Eastern League

SF Giants

General Info

HISTORY & RECORDS

FLYING SQUIRRELS' FIRST GAME



VS.



April 8th, 2010
Prince George's Stadium

Bowie Baysox (1-0) 6, Richmond Flying Squirrels (0-1) 4
April 8, 2010

	1	2	3	4	5	6	7	8	9	R	H	E
Richmond	0	0	0	0	2	0	0	2	0	4	11	0
Bowie	0	0	0	1	1	1	3	0	x	6	14	0

Richmond	AB	R	H	RBI	BB	SO	LOB	AVG
Ford, CF	5	0	0	0	0	1	3	.000
Crawford, SS	4	0	1	0	1	1	2	.250
Neal, LF	4	1	2	0	1	1	1	.500
Kieschnick, RF	5	1	2	0	0	3	3	.400
Gillaspie, 3B	5	0	1	2	0	0	4	.200
Ambort, 1B	3	1	1	0	1	0	2	.333
Noonan, 2B	4	1	1	0	0	0	1	.250
Williams, J, C	3	0	2	2	0	0	0	.667
Graham, T, DH	4	0	1	0	0	2	3	.250
MacDonald, P	0	0	0	0	0	0	0	.000
Ray, R, P	0	0	0	0	0	0	0	.000
Sisco, P	0	0	0	0	0	0	0	.000
Totals	37	4	11	4	3	8	19	.297

Bowie	AB	R	H	RBI	BB	SO	LOB	AVG
Figueroa, D, CF	4	0	0	0	1	1	1	.000
Abreu, M, RF	4	1	2	0	0	0	0	.500
Figueroa, P, DH	5	2	3	0	0	1	2	.600
Waring, 3B	5	1	3	1	0	0	2	.600
Widlansky, 1B	4	1	2	0	0	1	2	.500
Joseph, C	1	1	1	2	2	0	0	1.000
Henson, LF	3	0	1	2	1	0	4	.333
Adams, 2B	4	0	2	1	0	0	4	.500
Florimon Jr., SS	4	0	0	0	0	0	1	.000
Britton, Z, P	0	0	0	0	0	0	0	.000
Egan, P	0	0	0	0	0	0	0	.000
Gabino, P	0	0	0	0	0	0	0	.000
Thall, P	0	0	0	0	0	0	0	.000
Totals	34	6	14	6	4	3	16	.412

BATTING

2B: Neal (1, Britton, Z), Williams, J 2 (2, Egan, Gabino), Gillaspie (1, Gabino).
TB: Crawford; Neal 3; Kieschnick 2; Gillaspie 2; Ambort;
 Noonan; Williams, J 4; Graham, T.
RBI: Williams, J 2 (2), Gillaspie 2 (2).
Runners left in scoring position, 2 out: Kieschnick; Ford;
 Ambort; Crawford 2; Graham, T; Gillaspie.
Team RISP: 3-for-13.
Team LOB: 10.

BASERUNNING

SB: Graham, T (1, 2nd base off Gabino/Joseph).

FIELDING

Outfield assists: Kieschnick (Joseph at home).
DP: (Gillaspie-Williams, J-Ambort).

Richmond	IP	H	R	ER	BB	SO	HR	ERA
MacDonald	4.0	5	1	1	2	0	0	2.25
Ray, R (L, 0-1)	2.1	6	4	4	1	2	0	15.43
Sisco	1.2	3	1	1	1	1	0	5.40
Totals	8.0	14	6	6	4	3	0	6.75

WP: Egan.

HBP: Abreu, M (by MacDonald), Williams, J (by Thall).

Groundouts-flyouts: MacDonald 9-1, Ray, R 3-2, Sisco 0-4, Britton, Z 7-3, Egan 3-1, Gabino 2-0, Thall 0-2.

Batters faced: MacDonald 17, Ray, R 14, Sisco 9, Britton, Z 16, Egan 8, Gabino 9, Thall 8.

Inherited runners-scored: Sisco 2-2, Egan 2-2, Thall 1-0.

Umpires: HP: Chad Whitson. 1B: Jon Saphire. 2B: 3B: Tim Eastman.

Weather: 77 degrees, clear.

Wind: 13 mph, Out to CF.

T: 2:53 (1:17 delay).

Att: 3,761.

BATTING

2B: Adams (1, Ray, R), Henson (1, Sisco), Abreu, M (1, Sisco).
TB: Abreu, M 3; Figueroa, P 3; Waring 3; Widlansky 2; Joseph;
 Henson 2; Adams 3.
RBI: Joseph 2 (2), Waring (1), Adams (1), Henson 2 (2).
2-out RBI: Waring; Henson 2.
Runners left in scoring position, 2 out: Widlansky; Figueroa,
 D; Adams; Waring 2.
SF: Joseph.
GIDP: Adams.
Team RISP: 6-for-14.
Team LOB: 10.

BASERUNNING

CS: Abreu, M (1, 2nd base by MacDonald/Williams, J).

FIELDING

Outfield assists: Abreu, M (Gillaspie at 3rd base).

Bowie	IP	H	R	ER	BB	SO	HR	ERA
Britton, Z	4.1	3	2	2	0	3	0	4.15
Egan (W, 1-0)	1.2	2	0	0	1	1	0	0.00
Gabino (H, 1)	1.1	4	2	2	2	1	0	13.50
Thall (S, 1)	1.2	2	0	0	0	3	0	0.00
Totals	9.0	11	4	4	3	8	0	4.00

Compiled by MLB Advanced Media



Richmond Flying Squirrels

HISTORY & RECORDS



FLYING SQUIRRELS' DIAMOND FIRSTS

Game	4/15/10 vs. Reading
.....	Richmond 3, Reading 0
.....	(W, Daryl Maday - L, Michael Cisco - S, Rafael Cova)
Win	4/15/10 vs. Reading
.....	Richmond 3, Reading 0
.....	(W, Daryl Maday - L, Michael Cisco - S, Rafael Cova)
Loss	4/18/10 vs. Reading
.....	Reading 5, Richmond 2
.....	(W, Vance Worley - L, Mike MacDonald - S, Michael Stutes)
Pitcher/Batter	Richmond's Daryl Maday to Reading's Tyson Gillies, 4/15/10 @ 7:13 PM (Struck Out Looking)
Hit	Thomas Neal, 4/15/10 vs. Reading (2nd Inning - Single - Mike Cisco)
Double	Nick Noonan, 4/15/10 vs. Reading (2nd Inning - Mike Cisco)
Triple	Roger Kieschnick, 4/16/10 vs. Reading (3rd Inning - Yohan Flande)
Home Run	Jackson Williams, 4/15/10 vs. Reading (5th Inning - Mike Cisco)
Grand Slam	Chris Dominguez, 6/27/11 vs. Harrisburg (7th Inning - Hassan Pena)
Run	Thomas Neal, 4/15/10 vs. Reading (2nd Inning)
RBI	Nick Noonan, 4/15/10 vs. Reading (2nd Inning)
Walk	Jackson Williams, 4/15/10 vs. Reading (2nd Inning - Mike Cisco)
Strikeout (Pitcher)	Daryl Maday, 4/15/10 vs. Reading (1st Inning - Tyson Gillies)
Strikeout (Batter)	Darren Ford, 4/15/10 vs. Reading (1st Inning - Mike Cisco)
Stolen Base	Skyler Stromsmoe, 4/16/10 vs. Reading (1st Inning)
Caught Stealing	Nick Noonan, 4/15/10 vs. Reading (7th Inning - Tuffy Gosewisch)
Sacrifice Fly	Conor Gillaspie, 4/19/10 vs. New Britain (3rd Inning)
Hit By Pitch	Roger Kieschnick, 4/16/10 vs. Reading (2nd Inning)
Ground Into Double Play	Roger Kieschnick, 4/15/10 vs. Reading (6th Inning, 6-4-3)
Error	Brandon Crawford, 4/16/10 vs. Reading (5th Inning)
Wild Pitch	Tony Pena Jr., 4/16/10 vs. Reading (9th Inning)
Balk	David Mixon, 5/3/10 vs. Altoona (2nd Inning)
Win (Individual)	Daryl Maday, 4/15/10 vs. Reading
Loss (Individual)	Mike MacDonald, 4/18/10 vs. Reading
Save	Rafael Cova, 4/15/10 vs. Reading
Complete Game (7 Innings)	Mike Kickham, 6/2/12 vs. Erie
Complete Game (9 Innings)	Never
Complete-Game Shutout (7 Innings)	Mike Kickham, 6/2/12 vs. Erie
Complete-Game Shutout (9 Innings)	Never



#28 Daryl Maday

(At Left) Flying Squirrels' right-hander Daryl Maday throws the first pitch in franchise history at The Diamond. Maday's first pitch was delivered on April 15th at 7:13 PM to Reading Phillies' leadoff hitter Tyson Gillies. Maday's first offering was a ball, but he went on to strike out Gillies looking. Maday turned in a strong outing in what turned into the first victory for Richmond at the renovated Diamond. He worked 5 2/3 scoreless innings, allowing just four hits, while walking two and striking out four. He earned the victory as the Flying Squirrels posted a 3-0 shutout of Reading. Richmond catcher Jackson Williams provided the first home run for the Squirrels at The Diamond, a solo-shot in the 5th inning off Reading's Mike Cisco. Conor Gillaspie also homered in the game, curious due to the fact that the Squirrels hit just 19 more home runs in their home park on the year.

Organization

2016 Flying Squirrels

2015: In Review

History & Records

Eastern League

SF Giants

General Info

HISTORY & RECORDS

FLYING SQUIRRELS' FIRST GAME AT THE DIAMOND



VS.



April 15th, 2010
The Diamond

Richmond Flying Squirrels (2-6) 3, Reading Phillies (5-3) 0
April 15, 2010

	1	2	3	4	5	6	7	8	9	R	H	E
Reading	0	0	0	0	0	0	0	0	0	0	4	0
Richmond	0	1	0	0	1	1	0	0	x	3	6	0

Reading	AB	R	H	RBI	BB	SO	LOB	AVG
Gillies, CF	3	0	0	0	1	2	0	.121
Galvis, SS	4	0	0	0	0	1	3	.258
Brown, D, RF	3	0	1	0	1	0	0	.333
Mahar, 1B-LF	3	0	0	0	1	1	1	.310
Pinckney, 3B	3	0	1	0	1	1	0	.310
Spidale, LF	4	0	0	0	0	0	4	.348
Escalona, S, P	0	0	0	0	0	0	0	.000
Gosewisch, C	4	0	1	0	0	1	0	.200
Chavez, O, 2B	3	0	0	0	1	1	1	.111
Cisco, P	2	0	1	0	0	0	0	.500
a-Stavisky, PH	1	0	0	0	0	0	0	.000
Chapman, P	0	0	0	0	0	0	0	.000
Bozied, 1B	1	0	0	0	0	0	0	.333
Totals	31	0	4	0	5	7	9	.257

a-Grounded out for Cisco in the 7th.

BATTING

2B: Brown, D (4, Maday).

TB: Brown, D 2; Pinckney; Gosewisch; Cisco.

Runners left in scoring position, 2 out: Mahar; Galvis 2; Spidale 2.

Team RISP: 0-for-3.

Team LOB: 9.

FIELDING

Outfield assists: Gillies (Crawford at 3rd base).

DP: (Galvis-Chavez, O-Mahar).

Reading	IP	H	R	ER	BB	SO	HR	ERA
Cisco (L, 1-1)	6.0	6	3	3	2	4	2	3.00
Chapman	1.0	0	0	0	2	0	0	0.00
Escalona, S	1.0	0	0	0	0	2	0	0.00
Totals	8.0	6	3	3	4	6	2	4.31

IBB: Williams, J (by Cisco).

Groundouts-flyouts: Cisco 9-4, Chapman 1-1, Escalona, S 0-1, Maday 10-3, Ray, R 2-1, Stevens, J 0-1, Cova 1-1.

Batters faced: Cisco 24, Chapman 4, Escalona, S 3, Maday 23, Ray, R 4, Stevens, J 4, Cova 5.

Inherited runners-scored: Ray, R 1-0, Cova 2-0.

Umpires: HP: Chris Hamner. 1B: Jordan Ferrell. 2B: . 3B: Cory Hinga.

Weather: 73 degrees, clear.

Wind: 5 mph, Out to CF.

T: 2:38.

Att: 9,560.

Richmond	AB	R	H	RBI	BB	SO	LOB	AVG
Ford, CF	4	0	0	0	0	1	1	.194
Crawford, SS	4	0	1	0	0	1	0	.360
Gillaspie, 3B	4	1	1	1	0	0	0	.212
Neal, LF	3	1	1	0	1	1	0	.188
Kieschnick, RF	3	0	1	0	0	0	2	.250
Ambort, 1B	3	0	0	0	0	1	2	.100
Noonan, 2B	2	0	1	1	1	0	1	.226
Williams, J, C	2	1	1	1	1	0	1	.444
Maday, P	2	0	0	0	0	2	2	.000
Ray, R, P	0	0	0	0	0	0	0	.000
a-Timpner, PH	0	0	0	0	1	0	0	.375
Stevens, J, P	0	0	0	0	0	0	0	.000
Cova, P	0	0	0	0	0	0	0	.000
Totals	27	3	6	3	4	6	9	.234

a-Walked for Ray, R in the 7th.

BATTING

2B: Noonan (3, Cisco), Crawford (3, Cisco).

HR: Williams, J (1, 5th inning off Cisco, 0 on, 0 out), Gillaspie (3, 6th inning off Cisco, 0 on, 0 out).

TB: Crawford 2; Gillaspie 4; Neal; Kieschnick; Noonan 2; Williams, J 4.

RBI: Noonan (1), Williams, J (3), Gillaspie (8).

2-out RBI: Noonan.

Runners left in scoring position, 2 out: Maday.

GIDP: Kieschnick.

Team RISP: 1-for-3.

Team LOB: 4.

BASERUNNING

SB: Noonan (2, 3rd base off Cisco/Gosewisch).

CS: Noonan (1, 2nd base by Chapman/Gosewisch).

Richmond	IP	H	R	ER	BB	SO	HR	ERA
Maday (W, 1-0)	5.2	4	0	0	2	4	0	1.69
Ray, R (H, 1)	1.1	0	0	0	0	1	0	7.71
Stevens, J (H, 2)	0.2	0	0	0	2	1	0	0.00
Cova (S, 2)	1.1	0	0	0	1	1	0	0.00
Totals	9.0	4	0	0	5	7	0	2.97

Compiled by MLB Advanced Media



Richmond Flying Squirrels

HISTORY & RECORDS



FLYING SQUIRRELS' ALL-TIME ROSTER

A

Adrianza, Ehire - SS (2012, 2013)
 Alguacil, Jose - Manager (2015)
 Alvarado, Carlos - RHP (2014)
 Ambort, Michael - 1B (2010)
 Anders, Luke - 1B/DH (2012)

B

Bandilla, Bryce - LHP (2014)
 Beede, Tyler - RHP (2015)
 Belt, Brandon - 1B/OF (2010)
 Beltre, Engel - OF (2015)
 Biagini, Joe - RHP (2015)
 Biery, Drew - 1B (2011)
 Blair, Elliott - OF (2014)
 Blach, Ty - LHP (2014)
 Blackburn, Clayton - RHP (2014)
 Bochy, Brett - RHP (2012)
 Bond, Brock - INF (2010)
 Bowlin, Drew - RHP (2011, 2013)
 Bose, Jim - S & C Coach (2012)
 Boyer, Brad - INF (2010)
 Bradley, Ryan - LHP (2013, 2014)
 Brown, Gary - OF (2012)

C

Carbonell, Daniel - OF (2015)
 Carignan, Andrew - RHP (2014)
 Casilla, Jose - RHP (2014, 2015)
 Castillo, Fabio - RHP (2013)
 Cavan, Ryan - 2B (2012)
 Christian, Justin - OF (2011)
 Ciriaco, Juan - INF (2010-2013, 2015)
 Clark, Craig - LHP (2010)
 Cole, Hunter - OF (2015)
 Correa, Hector - RHP (2011)
 Cova, Rafael - RHP (2010)
 Crawford, Brandon - SS (2010)
 Crick, Kyle - RHP (2014, 2015)
 Culberson, Charlie - 2B (2011)

D

D'Alessio, Andy - 1B (2010)
 Delfino, Mitch - 3B (2015)
 Diaz, Carlos - LHP (2015)
 Dominguez, Chris - 3B/OF (2011, 2012)
 Dowdy, Justin - LHP (2011)
 Duffy, Matt - SS (2014)
 Dunning, Jake - RHP (2012)
 Dunnington, Jacob - RHP (2012)
 Duvall, Adam - 3B (2013)

E

Escobar, Edwin - LHP (2013)
 Eshleman, John - UTIL (2012)

F

Fairley, Wendell - OF (2011, 2012)
 Fitzgerald, Justin - RHP (2011, 2012, 2013)
 Fleet, Austin - RHP (2011, 2012, 2014)
 Flores, Jose - UTIL (2011, 2012)
 Ford, Darren - CF (2010, 2011)

G

Gage, Matt - LHP (2015)
 Galindo, Jesus - OF (2015)
 Getsoff, David - Athletic Trainer (2014, 2015)
 Gillaspie, Conor - 3B (2010)
 Gonzalez, Abe - S & C Coach (2010)
 Gloor, Chris - LHP (2012, 2013)
 Graham, Tyler - OF (2010, 2014)
 Gregorio, Joan - RHP (2015)
 Grimsley, Ross - Pitching Coach (2010-2014)

H

Hall, Cody - RHP (2014)
 Harris, Devin - OF (2014, 2015)
 Hembree, Heath - RHP (2011)
 Herrera, Javier - OF (2013, 2015)

H (Cont.)

Heston, Chris - RHP (2012)
 Hinshaw, Alex - LHP (2011)
 Hodges, Wes - 1B (2011, 2012)

I

J

Javier, Omar - RHP (2013)
 Johnson, Chase - RHP (2015)
 Johnson, Stephen - RHP (2015)
 Joseph, Tommy - C (2012)
 Joyce, Ken - Hitting Coach (2011-2015)

K

Kickham, Mike - LHP (2012)
 Kieschnick, Roger - OF (2010, 2011)
 Klimas, Matt - C (2010)
 Kline, Steve - Pitching Coach (2015)
 Krill, Brett - OF (2013, 2014)
 Koshansky, Joe - 1B (2011)

L

Lara, Braulio - LHP (2015)
 Law, Derek - RHP (2014, 2015)
 Lawson, Brad - S & C Coach (2013)
 La Torre, Tyler - C (2010, 2013, 2014)
 Liles, Nick - OF (2012)
 Lissom, Mario - 3B (2014)
 Lively, Mitch - RHP (2010, 2011)
 Lofgren, Chuck - LHP (2011)
 Lollis, Ryan - OF (2011, 2013-2015)
 Lormand, Ryan - INF (2010, 2011)
 Lowenstein, Aaron - C (2010, 2011)
 Lujan, Matthew - LHP (2015)

M

MacDonald, Mike - RHP (2010)
 Machemer, Dave - Manager (2011-2013)
 Maday, Daryl - RHP (2010, 2011, 2012, 2013)

N

Main, Michael - RHP (2010)
 Marte, Kelvin - LHP (2014, 2015)
 Martin, Adrian - RHP (2010)
 Martinez-Esteve, Eddy - OF (2010)
 Matos, Osiris - RHP (2011)
 Mayora, Daniel - 3B (2012)
 McBryde, Mike - OF (2011)
 McCormick, Phil - LHP (2013-2015)
 Mejia, Adalberto - LHP (2014, 2015)
 Miller, Blake - 2B (2014, 2015)
 Miniccozzi, Mark - INF/OF (2012, 2013)
 Mitchell, Russ - INF/OF (2012)
 Mixon, David - RHP (2010, 2011)
 Mizenko, Tyler - RHP (2015)
 Moss, Brad - C (2013)
 Monell, Johnny - C (2011, 2012)
 Moreno, Rando - SS (2015)
 Morman, Russ - Hitting Coach/Manager (2010, 2014)

O

Navarro, Jesus - C (2012, 2013)
 Neal, Thomas - OF (2010)
 Noonan, Nick - 2B (2010, 2011)
 Okert, Stephen - LHP (2014)
 Oropesa, Ricky - 1B (2013-2015)
 Ortega, Eric - Athletic Trainer (2010, 2011)
 Osich, Josh - LHP (2013-2015)
 Otero, Dan - RHP (2011)

P

Panik, Joe - INF (2013)
 Parker, Jarrett - OF (2013, 2014)
 Peguero, Francisco - OF (2011)
 Perez, Juan - OF (2011, 2012)

P (Cont.)

Pena Jr., Tony - RHP (2010)
 Petra, L.J. - Athletic Trainer (2012, 2013)

Q

Quinowski, David - LHP (2010, 2011)
 Quirarte, Edwin - RHP (2011-2015)

R

Reichard, Andy - RHP (2012)
 Relaford, Travious - INF (2013)
 Rodriguez, Pedro - RHP (2015)
 Rodriguez, Wilmin - LHP (2010, 2011)
 Rogers, Taylor - RHP (2013)
 Rogers, Tyler - RHP (2015)
 Rojas, Nestor - C (2010)
 Romero, Felix - RHP (2010)
 Ronick, Ari - LHP (2012)

S

Schoop, Sharlon - INF (2010, 2011)
 Schroder, Myles - INF (2014, 2015)
 Schurer, Justin - RHP (2011)
 Sherrill, Garrett - S & C Coach (2011)
 Shuman, Scott - RHP (2013)
 Sisco, Andy - LHP (2010)
 Slania, Daniel - RHP (2014)
 Slater, Austin - 2B (2015)
 Skeels, Andy - Manager (2010)
 Sosa, Henry - RHP (2011)
 Snodgrass, Jack - LHP (2013-2015)
 Sonabend, Adam - C (2015)
 Stevens, Jake - LHP (2010)
 Stevenson, Jason - LHP (2011, 2012)
 Stoffel, Jason - RHP (2011)
 Stratton, Chris - RHP (2014, 2015)
 Stromsmoe, Skyler - UTIL (2010, 2011, 2013-2015)
 Susac, Andrew - C (2013)
 Surkamp, Eric - LHP (2011)

T

Tanner, Clayton - LHP (2010, 2011)
 Teller, Carlos - LHP (2013)
 Timper, Clay - OF (2010)
 Tomlinson, Kelby - INF (2013-2015)
 Turpen, Daniel - RHP (2010)

U

V

Valdez, Jose - RHP (2013)
 Verdugo, Ryan - LHP (2011)
 Vessella, Tom - LHP (2011, 2012, 2013)
 Villalona, Angel - 1B (2013-2015)
 Vogelsson, Ryan - RHP (2013)

W

Wagner, Mark - C (2013)
 Weeks, Joel - UTIL (2011, 2012)
 Westcott, Craig - RHP (2010, 2012, 2013)
 Whitaker, Craig - RHP (2010)
 Williams, Jackson - C (2010, 2011, 2015)
 Williamson, Mac - OF (2015)
 Wilson, Chris - RHP (2012)

X

Y

Z

Zambrano, Eliezer - C (2010-2015)

Organization

2016 Flying Squirrels

2015: In Review

History & Records

Eastern League

SF Giants

General Info

HISTORY & RECORDS

FROM THE BOULEVARD TO THE BAY

A chronological list of Flying Squirrels players who have reached the Major Leagues on their way through Richmond. Please note the list does not include players who played for the Squirrels with previous Major League experience prior to their Richmond arrival such as Tyler Graham, Andy Sisco and Osiris Matos.

2

2010 Flying Squirrels

Brandon Crawford - SS (RFS - 2010) MLB Debut - 5/27/11 (Giants)**
Brandon Belt - 1B (RFS - 2010) MLB Debut - 3/31/11 (Giants)
Darren Ford - OF (RFS - 2010, 2011) MLB Debut - 9/1/10 (Giants)
Thomas Neal - OF (RFS - 2010) MLB Debut - 9/2/12 (Indians)
Roger Kieschnick - OF (RFS - 2010-2011) MLB Debut - 7/31/13 (Giants)
Nick Noonan - INF (RFS - 2010, 2011) MLB Debut - 4/3/13 (Giants)
Conor Gillaspie - 3B (RFS - 2010) MLB Debut -9/9/08 (Giants)*
Tyler Graham - OF (RFS 2010) MLB Debut 9/7/2012 (AZ)***
Tony Pena - (RFS 2010) MLB Debut 4/13/06 (Atlanta)***
Andy Sisco - LHP (RFS 2010) MLB Debut 4/4/05 (KC)***
Clay Timpner - OF (RFS 2010) MLB Debut 4/8/08 (Giants)***
Jackson Williams - C (RFS - 2010) MLB Debut - 8/27/14 (Rockies)

2011 Flying Squirrels

Justin Christian - OF (RFS-2011) MLB Debut 6/24/08 (NY)***
Alex Hinshaw - LHP (RFS 2011) MLB Debut 5/15/08 (Giants)***
Joe Koshansky - 1B (RFS 2011) MLB Debut 9/1/07 (Rockies) ***
Francisco Peguero - OF (RFS - 2011) MLB Debut - 8/25/12 (Giants)
Ryan Verdugo - LHP (RFS - 2011) MLB Debut - 7/17/12 (Royals)
Osiris Matos - RHP (RFS 2011) MLB Debut - 7/3/08 (Giants)***
Dan Otero - RHP (RFS - 2011) MLB Debut - 4/7/12 (Giants)
Heath Hembree - RHP (RFS - 2011) MLB Debut - 9/3/13 (Giants)
Henry Sosa - RHP (RFS 2011) MLB Debut - 8/10/11 (Astors)***
Eric Surkamp - LHP (RFS - 2011) MLB Debut - 8/27/11 (Giants)
Juan Perez - OF (RFS - 2011, 2012) MLB Debut - 6/9/13 (Giants)
Charlie Culberson - 2B (RFS - 2011) MLB Debut - 5/13/12 (Giants)
Chris Dominguez - 3B (RFS - 2011) MLB Debut - 9/3/14 (Giants)
Ryan Lollis - OF (RFS - 2011, 2013-15) MLB Debut - 7/4/15 (Giants)
Johnny Monell - C (RFS 2011, 2012) - MLB Debut 9/5/13 (Giants)

2012 Flying Squirrels

Gary Brown - OF (RFS - 2012) MLB Debut - 9/13/14 (Giants)
Chris Dominguez - OF (RFS 2012) MLB Debut - 9/3/14 (Giants)
Chris Heston - SP (RFS - 2012) MLB Debut - 9/13/14 (Giants)
Brett Bochy - RP (RFS - 2012) MLB Debut - 9/13/14 (Giants)
Ehire Adrianza - SS (RFS - 2012, 2013) MLB Debut - 9/9/13 (Giants)
Russ Mitchell IN (RFS 2011) MLB Debut - 9/8/10 (Dodgers)
Jake Dunning - RP (RFS - 2012) MLB Debut - 6/16/13 (Giants)
Mike Kickham - LHP (RFS - 2012) MLB Debut - 5/28/13 (Giants)

2013 Flying Squirrels

Joe Panik - 2B (RFS - 2013) MLB Debut - 6/21/14**
Adam Duvall - 3B (RFS - 2013) MLB Debut - 6/26/14
Edwin Escobar - SP (RFS - 2013) MLB Debut - 8/27/14
Andrew Susac - C (RFS - 2013) MLB Debut - 7/26/14
Josh Osieh - RP (RFS 2013, 2014, 2015) MLB Debut - 7/3/15 (Giants)
Jarrett Parker - OF (RFS 2013, 2014) MLB Debut - 6/13/15 (Giants)
Kelby Tomlinson - SS (RFS 2013-2015) MLB Debut - 8/3/15 (Giants)
Cody Hall - RP (RFS 2013, 2014) MLB Debut - 9/3/15 (Giants)

2014 Flying Squirrels

Andrew Carignan RHP (RFS 2014) MLB Debut - 9/2/11 (Oakland)***
Hunter Strikland - RP (RFS 2014) MLB Debut - 9/1/14 (Giants)
Matt Duffy - INF (RFS 2014) MLB Debut - 8/1/14 (Giants)

2015 Flying Squirrels

Engle Beltre - OF (RFS 2015) MLB Debut 6/26/13 (Rangers)***
Mac Williamson - OF (RFS 2015) MLB Debut- 9/23/15 (Giants)

* Denotes contractual agreement made MLB debut before playing in Richmond

**Denotes MLB All-Star

*** Made MLB Debut prior to arriving in Richmond



Richmond Flying Squirrels

HISTORY & RECORDS



FLYING SQUIRRELS' POSTSEASON HISTORY



2011 Western Division Championship Series
 Richmond Flying Squirrels vs. Harrisburg Senators
 Flying Squirrels Win Series (3-0)



WDCS - Game 1	1	2	3	4	5	6	7	8	9	R	H	E
Richmond	0	1	0	0	0	2	0	2	1	6	13	0
Harrisburg	0	0	0	0	0	0	0	0	0	0	7	2

Date/Venue: 9/9/11/The Diamond

WP: D. Maday (1-0)

LP: E. Arnesen (0-1)

S: None

T: 2:51

Att.: 6,447

WDCS - Game 2	1	2	3	4	5	6	7	8	9	10	11	R	H	E
Richmond	0	0	0	0	0	0	0	2	0	0	2	4	7	0
Harrisburg	0	0	0	2	0	0	0	0	0	0	0	2	6	2

Date/Venue: 9/10/11/The Diamond

WP: H. Hembree (1-0)

LP: P. Lehman (0-1)

S: None

T: 3:21

Att.: 6,489

WDCS - Game 3	1	2	3	4	5	6	7	8	9	R	H	E
Harrisburg	0	0	0	0	0	0	0	1	0	1	5	0
Richmond	0	0	0	0	0	2	0	0	x	2	8	0

Date/Venue: 9/11/11/The Diamond

WP: J. Fitzgerald (1-0)

LP: T. Roark (0-1)

S: H. Correa (1) T: 2:21

Att.: 2,891



2011 Eastern League Championship Series
 Richmond Flying Squirrels vs. N. Hampshire Fisher Cats
 Fisher Cats Win Series (3-1)



ELCS - Game 1	1	2	3	4	5	6	7	8	9	R	H	E
Richmond	1	2	0	3	1	0	1	0	2	10	17	3
New Hampshire	0	0	4	0	1	1	0	3	0	9	10	2

Date/Venue: 9/13/11/NE Delta Dental Stadium

WP: H. Hembree (2-0)

LP: B. Korecky (0-1)

S: None

T: 3:42

Att.: 2,491

ELCS - Game 2	1	2	3	4	5	6	7	8	9	R	H	E
Richmond	1	0	0	0	0	0	2	0	2	5	11	1
New Hampshire	0	3	0	0	1	0	3	0	x	7	11	1

Date/Venue: 9/14/11/NE Delta Dental Stadium

WP: N. Molina (1-1)

LP: D. Maday (1-1)

S: None

T: 3:15

Att.: 2,532

ELCS - Game 3	1	2	3	4	5	6	7	8	9	R	H	E
New Hampshire	0	0	0	0	0	5	0	0	0	5	6	1
Richmond	1	0	0	0	0	1	0	1	0	3	11	1

Date/Venue: 9/16/11/The Diamond

WP: W. Etheridge (1-0)

LP: J. Stevenson (0-1)

S: B. Korecky (4) T: 2:59

Att.: 8,819

ELCS - Game 4	1	2	3	4	5	6	7	8	9	R	H	E
New Hampshire	0	1	0	2	0	0	0	0	1	4	8	1
Richmond	0	1	1	0	0	1	0	0	0	3	10	2

Date/Venue: 9/17/11/The Diamond

WP: C. Everts (1-0)

LP: H. Correa (0-1)

S: B. Korecky (5) T: 2:58

Att.: 4,721

Organization

2016 Flying Squirrels

2015: In Review

History & Records

Eastern League

SF Giants

General Info

EASTERN LEAGUE

FLYING SQUIRRELS' POSTSEASON HISTORY



2014 Western Division Championship Series
 Richmond Flying Squirrels vs. Akron Rubberducks
 Flying Squirrels Win Series (3-1)



WDCS - Game 1	I	2	3	4	5	6	7	8	9	10	11	R	H	E
Richmond	0	0	2	0	0	0	0	0	0	0	1	3	9	0
Akron	0	0	0	1	0	0	0	0	1	0	0	2	6	1

Date/Venue: 9/314/Canal Park WP: J. Casilla (1-0) LP: Araujo S: None T: 3:30 Att.: 2,414

WDCS - Game 2	I	2	3	4	5	6	7	8	9	R	H	E
Richmond	0	0	0	1	0	0	0	0	0	1	6	1
Akron	0	0	2	1	2	0	0	0	X	5	10	1

Date/Venue: 9/414/Canal Park WP: W, Roberts (1-0) LP: Snodgrass (0-1) S: Smith (1) T: 2:38 Att.: 2,672

WDCS - Game 3	I	2	3	4	5	6	7	8	9	R	H	E
Akron	0	0	0	0	0	0	0	0	0	0	3	0
Richmond	0	0	1	0	0	0	0	0	x	1	7	0

Date/Venue: 9/514/The Diamond WP: Blach (1-0) LP: C. Anderson (0-1) S: Okert (1) T: 2:35 Att.: 5,944

WDCS - Game 4	I	2	3	4	5	6	7	8	9	R	H	E
Akron	0	0	0	0	0	0	1	0	0	1	5	1
Richmond	0	0	0	2	0	0	0	3	x	5	4	0

Date/Venue: 9/614/The Diamond WP: Stratton (1-0) LP: Morimando (0-1) S: None T: 2:48 Att.: 4,893



2014 Eastern League Championship Series-
 Richmond Flying Squirrels vs. Binghamton Mets
 Mets Win Series (3-0)



ELCS - Game 1	I	2	3	4	5	6	7	8	9	R	H	E
Binghamton	0	1	0	0	2	0	0	2	0	5	11	0
Richmond	0	0	1	0	1	0	0	0	0	2	7	0

Date/Venue: 9/914/The Diamond WP: Pill (1-0) LP: Blackburn (0-1) S: Satterwhite (1) T: 3:07 Att.: 2,839

ELCS - Game 2	I	2	3	4	5	6	7	8	9	R	H	E
Binghamton	0	2	0	0	0	0	0	3	0	5	6	0
Richmond	0	1	0	0	0	0	0	0	0	1	6	0

Date/Venue: 9/10/14/The Diamond WP: Peavey (1-0) LP: Mejia (0-1) S: Tajeron (1) T: 2:45 Att.: 4,269

ELCS - Game 3	I	2	3	4	5	6	7	8	9	R	H	E
Richmond	0	0	0	0	0	0	0	1	0	1	4	0
Binghamton	0	0	0	1	0	0	0	0	1	2	8	0

Date/Venue: 9/12/14/The Diamond WP: Satterwhite (1-0) LP: Okert (0-1) S: None (1) T: 2:45 Att.: 4,269



Richmond Flying Squirrels

EASTERN LEAGUE



EASTERN LEAGUE

Eastern League
30 Danforth St., Suite 208
Portland, ME 04101
Phone: (207) 761-2700
Fax: (207) 761-7064
www.easternleague.com



Official Name.....	The Eastern League of Professional Baseball Clubs, Inc.
E-Mail	elpb@easternleague.com
President	Joseph R. McEacharn (11th year)
Assistant to the President	Bill Rosario
Years League Active.....	1923-Present
Schedule	142 Games, Unbalanced
2015 Opening Date	April 9
2015 Closing Date	September 7
Playoffs Begin	September 9
All-Star Break	July 14-15
2014 All-Star Game	July 16, Peoples Natural Gas Field, Altoona, PA
League Roster Limit	25 Players, Entire Season
Playoff Format	Top two teams based on winning percentage qualify
Divisional Playoffs	Best of Five (2-2-1)
League Championship Series	Best of Five (2-3)
Tiebreakers (First)	Head-to-Head Season Series
Tiebreakers (Second)	One-Game Playoff
League Statistician	MLB Advanced Media
.....	75 Ninth Avenue, 5th Floor, New York, NY 10011
Batting Title Minimum	2.7 PA per scheduled game
ERA Title Minimum	0.8 IP per scheduled game

WESTERN



Akron RubberDucks



Altoona Curve



Bowie Baysox



Erie SeaWolves



Harrisburg
Senators



Richmond
Flying Squirrels

EASTERN



Binghamton Mets



Hartford Yard Goats



New Hampshire
Fisher Cats



Portland Sea Dogs



Reading Fightin' Phils



Trenton Thunder

EASTERN LEAGUE

EASTERN LEAGUE MILEAGE CHART

	AKR	ALT	BNG	BOW	ERI	HAR	HFD	NHM	POR	REA	RIC	TRE
Akron	X	187	350	336	121	310	539	709	706	350	446	414
Altoona	187	X	201	167	175	138	378	520	552	170	271	239
Binghamton	350	201	X	266	254	181	232	338	360	143	400	165
Bowie	336	167	266	X	337	109	328	460	508	123	124	149
Erie	121	175	254	337	X	298	485	579	586	310	463	374
Harrisburg	310	138	181	109	298	X	295	430	480	65	217	132
HARTFORD	538	374	216	323	497	271	X	150	210	224	450	167
New Hampshire	709	520	338	460	579	430	134	X	94	370	586	304
Portland	706	552	360	508	586	480	198	94	X	420	654	360
Reading	350	170	143	123	310	65	243	370	420	X	259	73
Richmond	446	271	400	124	463	217	447	586	654	259	X	284
Trenton	414	239	165	149	374	132	187	304	360	73	284	X

2015 EASTERN LEAGUE UMPIRE ROSTER

#	Umpire	Resides	Experience	2014 League
60	John Bacon	Sherrodsville, OH	7.5 years	Eastern
4	Ryan Clark	McDonough, GA	6 years	Eastern
9	Paul Clemons	Oxford, KS	5 Years	California
5	Doug Del Bello	Hamburg, NY	5 years	Carolina
36	Blake Felix	Fort Worth, TX	6.5 years	Eastern
19	Eric Gillam	Roscoe, IL	7 years	Eastern
8	John Libka	Mayville, MI	6 years	Florida State
27	Dan Merzel	Philadelphia, PA	5 years	Eastern
3	Brian Peterson	Manchester, NJ	5 years	Eastern
50	Charlie Ramos	Marshall, MI	5 years	Florida State
30	Jeremie Rehak	Murrysville, PA	4 Years	California
7	Sean Ryan	Waunakee, WI	5 years	Florida State
18	Jorge Teran	Barquisimeto, VZ	5 years	Carolina
46	Chris Tipton	Orlando, FL	7 years	Eastern
54	Alex Tosi	Lake Villa, IL	5 years	Eastern
29	Junior Valentine	Maryville, TN	5 years	Carolina
6	Ryan Wills	Fredericksburg, VA	5 years	Eastern
18	Michael Wiseman	White Lake, MI	5 years	Florida State



Richmond Flying Squirrels



RUBBERDUCKS

Canal Park
300 South Main Street
Akron, OH 44308
Phone: (330) 253-5151
Fax: (330) 253-3300
www.rubberducks.com



Affiliation.....	Cleveland Indians (since 1997)
First Year.....	1997
Ballpark.....	Canal Park (cap. 9,447)
Field Dimensions.....	LF-331, CF-400, RF-337
League Titles.....	4 ('03, '05, '09, '12)
Last Eastern League Title.....	2012
Last Playoff Appearance.....	2014 (Lost in Divisional Series)
2015 Record.....	73-69
Place (Western).....	4th
2015 Record Vs. Flying Squirrels.....	1-9
All-Time Record Vs. Flying Squirrels.....	30-30
2015 Attendance (Total).....	340,916 (6th in EL)
2015 Attendance (Average).....	5,013 (5th in EL)

CEO/Owner.....	Ken Babby
General Manager/COO.....	Jim Pfander
Director of Public & Media Relations.....	Adam Liberman
Radio Broadcaster.....	Dave Wilson, Jim Clark
Flagship Radio Station.....	SportsRadio 1350 AM

Manager.....	Dave Wallace
Hitting Coach.....	Tim Laker
Pitching Coach.....	Tony Arnold
Trainer.....	Jeremy Heller

Distance from Richmond..... 446 Miles

Flying Squirrels' Hotel in Akron..... Baymont Inn & Suites
Building A
130 Montrose W Ave
Copley, OH 44321-1372
330-666-5050



Canal Park

2016 Series

@Akron		@Richmond	
7/25	7:05	6/27	6:35
7/26	7:05	6/28	6:35
7/27	12:05	6/29	6:35
8/25	7:05	7/18	7:05
8/26	7:05	7/19	7:05
8/27	7:05	7/20	12:05

EASTERN LEAGUE



CURVE

Peoples Natural Gas Field
1000 Park Avenue
Altoona, PA 16602
Phone: (814) 943-5400
Fax: (814) 943-9050
www.altoonacurve.com



Affiliation.....	Pittsburgh Pirates (since 1999)
First Year.....	1999
Ballpark.....	Peoples Natural Gas Field (cap. 7,210)
Field Dimensions.....	LF-325, CF-405, RF-325
League Titles.....	1 (*10)
Last Eastern League Title.....	2010
Last Playoff Appearance.....	2010 (Won EL Title)
2015 Record.....	74-68
Place (Western).....	5th
2015 Record Vs. Flying Squirrels.....	10-10
All-Time Record Vs. Flying Squirrels.....	66-60
2015 Attendance (Total).....	302,761 (7th in EL)
2015 Attendance (Average).....	4,325 (8th in EL)

Chief Operating Officer.....	David Lozinak
General Manager.....	Rob Egan
Radio Broadcaster.....	Trey Wilson
Flagship Radio Station.....	ESPN Radio 1430 AM

Manager.....	Joey Cora
Hitting Coach.....	Kevin Riggs
Pitching Coach.....	Justin Meccage
Trainer.....	Dru Scott

Distance from Richmond.....	271 Miles
-----------------------------	-----------

Flying Squirrels' Hotel in Altoona.....	Altoona Grand Hotel 1 Sheraton Drive Altoona, PA 16601 PH: 814.946.1631 FX: 814.946.0785
---	--



Peoples Natural Gas Field

2016 Series

@Altoona		@Richmond	
4/21	6:00	4/14	6:35
4/22	6:00	4/15	7:05
4/23	1:00	4/16	6:05
4/24	1:00	4/17	12:05
5/5	6:00	5/12	6:35
5/7	6:00	5/13	7:05
5/8	1:00	5/14	6:05
8/2	7:00	5/15	12:05
8/3	7:00	9/2	7:05
8/4	7:00	9/3	6:05
		9/4	6:05
		9/5	12:05



Richmond Flying Squirrels



METS

NYSEG Stadium
211 Henry Street
Binghamton, NY 13901
Phone: (607) 723-6387
Fax: (607) 723-7779
www.bmets.com



Affiliation	New York Mets (since 1992)
First Year	1992
Ballpark	NYSEG Stadium (cap. 6,012)
Field Dimensions	LF-330, CF-400, RF-330
League Titles	3 ('92, '94, 14)
Last Eastern League Title	2014
Last Playoff Appearance	2015
2015 Record	77-64
Place (Eastern)	2nd
2015 Vs. Flying Squirrels	4-5
All-Time Record Vs. Flying Squirrels	23-21
2015 Attendance (Total)	188,104 (12th in EL)
2015 Attendance (Average)	2,766 (12th in EL)

General Manager	Jim Weed
Director of Marketing	Eddie Saunders
Radio Broadcaster	Tim Heiman
Flagship Radio Station	WNBF Newsradio 1290 AM

Manager	Pedro Lopez
Hitting Coach	Luis Natera
Pitching Coach	Glenn Abbott
Trainer	Deb Iwanow

Distance from Richmond 400 Miles

Flying Squirrels' Hotel in Binghamton Best Western - Johnson City
 569 Harry L. Drive
 Johnson City, NY 13790
 PH: (607) 729-9194
 FX: (607) 729-3205



NYSEG Stadium

2016 Series

@Binghamton

5/24	6:35
5/25	6:35
5/26	6:35
6/24	7:05
6/25	7:05
6/26	1:05

@Richmond

6/14	6:35
6/15	6:35
6/16	6:35

EASTERN LEAGUE



BAYSOX

Prince George's Stadium
4101 NE Crain Highway
Bowie, MD 20716
Phone: (301) 805-6000
Fax: (301) 464-4911
www.baysox.com



Affiliation.....	Baltimore Orioles (since 1993)
First Year.....	1993
Ballpark.....	Prince George's Stadium (cap. 10,000)
Field Dimensions.....	LF-309, CF-405, RF-309
League Titles.....	2015 (1st ever)
Last Eastern League Title.....	2015
Last Playoff Appearance.....	2015 (Won Title)
2015 Record.....	77-64
Place (Western).....	1st
2015 Vs. Flying Squirrels.....	10-11
All-Time Vs. Flying Squirrels.....	73-74
2015 Attendance (Total).....	256,865 (10th in EL)
2015 Attendance (Average).....	3,618 (10th in EL)

General Manager.....	Brian Shallcross
Assistant General Manager.....	Phil Wrye
Broadcaster.....	Adam Pohl
Flagship Radio Station.....	Baysox.com

Manager.....	Gary Kendall
Hitting Coach.....	Howie Clark
Pitching Coach.....	Alan Mills
Trainer.....	Pat Wesley

Distance from Richmond.....	124 Miles
-----------------------------	-----------

Flying Squirrels' Hotel in Bowie.....	Best Western - Annapolis
	2520 Riva Road
	Annapolis, MD 21401
	PH: (410) 224-2800
	FX: (410) 266-5539



Prince George's Stadium

2016 Series

@Bowie

4/25.....	6:35
4/26.....	6:35
4/27.....	6:35
7/14.....	7:05
7/15.....	7:05
7/16.....	6:35
7/17.....	2:05
8/5.....	7:05
8/6.....	7:05
8/7.....	2:05

@Richmond

5/2.....	6:35
5/3.....	6:35
5/4.....	6:35
5/5.....	10:35(AM)
5/31.....	6:35
6/1.....	6:35
6/2.....	7:05
8/12.....	7:05
8/13.....	6:05
8/14.....	12:05



Richmond Flying Squirrels



SEAWOLVES

Jerry Uht Park
110 East 10th Street
Erie, PA 16501
Phone: (814) 456-1300
Fax: (814) 456-7520
www.seawolves.com



Affiliation.....	Detroit Tigers (since 2001)
First Year.....	1999
Ballpark.....	Jerry Uht Park (cap. 6,952)
Field Dimensions.....	LF-312, CF-400, RF-328
League Titles.....	None
Last Eastern League Title.....	None
Last Playoff Appearance.....	2013 (Lost in Divisional Series)
2015 Record.....	64-78
Place (Western).....	6th
2015 Vs. Flying Squirrels.....	5-5
All-Time Record Vs. Flying Squirrels.....	25-37
2015 Attendance (Total).....	203,655 (11th in EL)
2015 Attendance (Average).....	3,133 (11th in EL)

President.....	Greg Coleman
Assistant General Manager/Sales.....	Mark Pirello
Assistant General Manager/Communications.....	Greg Gania
Radio Broadcaster.....	Greg Gania
Flagship Radio Station.....	Fox Sports Radio 1330 The Fan

Manager.....	Lance Parrish
Hitting Coach.....	Phil Clark
Pitching Coach.....	Willie Blaire
Trainer.....	T.J. Saunders

Distance from Richmond..... 463 Miles

Flying Squirrels' Hotel in Erie..... Clarion Lake Erie
 2800 West 8th Street
 Erie, PA 16505
 PH: (814) 833-1116
 FX: (814) 838-3242



Jerry Uht Park

2016 Series

@Erie		@Richmond	
5/27	6:35	5/20	7:05
5/28	6:35	5/21	6:05
5/29	1:35	5/22	12:05
5/30	1:35		
8/22	7:05		
8/23	7:05		
8/24	7:05		

EASTERN LEAGUE



SENATORS

Metro Bank Park
112 Market Street
Harrisburg, PA 17101
Phone: (717) 231-4444
Fax: (717) 231-4445
www.senatorsbaseball.com



Affiliation.....	Washington Nationals (since 1991)
First Year.....	1987
Ballpark.....	FNB Field (cap. 6,302)
Field Dimensions.....	LF-330, CF-400, RF-335
League Titles.....	6 ('87, '93, '96, '97, '98, '99)
Last Eastern League Title.....	1999
Last Playoff Appearance.....	2013 (Lost in ELCS)
2015 Record.....	67-75
Place (Western).....	5th
2015 Vs. Flying Squirrels.....	5-5
All-Time Vs. Flying Squirrels.....	40-51
2014 Attendance (Total).....	301,588 (8th in EL)
2014 Attendance (Average).....	4,371 (7th in EL)

Principal Owner.....	Mark Butler
President.....	Kevin Kulp
General Manager.....	Randy Whitaker
Radio Broadcasters.....	Terry Byrom, Perry Mattern
Flagship Radio Station.....	WTKT 1460 AM The Ticket

Manager.....	Matt LeCroy
Hitting Coach.....	Brian Rupp
Pitching Coach.....	Chris Michalak
Trainer.....	Eric Montague

Distance from Richmond.....	217 Miles
-----------------------------	-----------

Flying Squirrels' Hotel in Harrisburg.....	Park Inn by Radisson 5401 Carlisle Pike Mechanicsburg, PA 17050 PH: (800) 772-7829 FX: (717) 697-7594
--	---



FNB Field

2016 Series

@Harrisburg

7/21.....	7:00
7/22.....	7:00
7/23.....	6:00
7/24.....	1:35

@Richmond

5/9.....	6:35
5/10.....	6:35
5/11.....	12:05
6/3.....	7:05
6/4.....	6:05
6/5.....	12:05
8/19.....	7:05
8/20.....	6:05
8/21.....	12:05



Richmond Flying Squirrels



YARD GOATS

Dunkin' Donuts Park
1214 Main Street
Hartford, CT 06103
Phone: (860) 246-4628
Fax: (860) 247-4628
www.yardgoatsbaseball.com



Affiliation.....	Colorado Rockies (2015 as New Britain)
First Year.....	2016
Ballpark.....	Dunkin' Donuts Park (cap. 6,000)
Field Dimensions.....	LF-325 CF-400 RF-306
League Titles.....	N/A
Last Eastern League Title.....	N/A
Last Playoff Appearance.....	N/A
2015 Record.....	N/A
Place (Eastern).....	N/A
2015 Vs. Flying Squirrels.....	N/A
All-Time Vs. Flying Squirrels.....	N/A
2015 Attendance (Total).....	N/A
2015 Attendance (Average).....	N/A

President.....	Bill Dowling
General Manager.....	Tim Restall
Media Relations Contact.....	Jeff Dooley
Radio Broadcaster.....	Jeff Dooley
Flagship Radio Station.....	Fox Sports Radio AM 1410

Manager.....	Darin Everson
Hitting Coach.....	Jeff Salazar
Pitching Coach.....	Steve Merriman
Trainer.....	Billy Whitehead

Distance from Richmond.....	450 Miles
-----------------------------	-----------

Flying Squirrels' Hotel in Hartford.....	Holiday Inn Express of Newington 2553 Berlin Turnpike Newington, CT 06111 860) 372-4000
--	--



Dunkin' Donuts Park

2016 Series

@Hartford		@Richmond	
4/7*	7:05	4/7*	1:05
4/8*	7:05	4/8*	7:35
6/22	7:05	4/9*	2:05(DH)
6/23	7:05	4/29	7:05
		4/30	6:05
		5/1	12:05
		8/29	7:05
		8/30	7:05
		8/31	7:05
		9/1	7:05

*Denotes Home Games played at RIC

EASTERN LEAGUE



FISHER CATS

Northeast Delta Dental Stadium
1 Line Drive
Manchester, NH 03101
Phone: (603) 641-2005
Fax: (603) 641-2055
www.nhfishercats.com



Affiliation.....	Toronto Blue Jays (since 2004)
First Year.....	2004
Ballpark.....	Northeast Delta Dental Stadium (cap. 6,500)
Field Dimensions.....	LF-326, CF-400, RF-306
League Titles.....	2 (2004, 2011)
Last Eastern League Title.....	2011
Last Playoff Appearance.....	2011 (Won Eastern League Title)
2015 Record.....	69-71
Place (Eastern).....	5th
2015 Vs. Flying Squirrels.....	1-5
All-Time Vs. Flying Squirrels.....	13-23
2015 Attendance (Total).....	348,539 (4th in EL)
2015 Attendance (Average).....	5,051 (4th in EL)

President & General Manager.....	Rick Brenner
Vice President, Business Operations.....	Steve Pratt
Radio Broadcasters.....	Bob Lipman, Tom Gauthier;
Flagship Radio Station.....	WGIR 930 AM

Manager.....	Bobby Meacham
Hitting Coach.....	Stubby Clapp
Pitching Coach.....	Vince Horsman
Trainer.....	Bob Tarpey

Distance from Richmond 586 Miles

Flying Squirrels' Hotel in Manchester..... Country Inn & Suites
250 River Road
Bedford, N.H. 03110
PH: (603) 666-4600

2016 Series



Northeast Delta Dental Stadium

@New Hampshire

6/7.....	7:05
6/8.....	10:35 (AM)
6/9.....	7:05

@Richmond

8/28.....	7:05
7/29.....	7:05
7/30.....	7:05
7/21.....	12:05



Richmond Flying Squirrels



PORTLAND
Sea Dogs



SEA DOGS

Hadlock Field
271 Park Avenue
Portland, ME 04102
Phone: (207) 874-9300
Fax: (207) 780-0317
www.seadogs.com



Affiliation	Boston Red Sox (since 2003)
First Year	1994
Ballpark	Hadlock Field (cap. 7,368)
Field Dimensions	LF-315, CF-400, RF-335
League Titles	1 (2006)
Last Eastern League Title	2006
Last Playoff Appearance	2014 (Lost in Divisional Series)
2015 Record	53-89
Place (Eastern)	1st
2015 Vs. Flying Squirrels	2-4
All-Time Record Vs. Flying Squirrels	13-23
2015 Attendance (Total)	368,291 (3rd in EL)
2015 Attendance (Average)	5,497 (3rd in EL)
President	Charlie Eshbach
Executive Vice President/GM	Geoff Iacussa
Radio Broadcaster	Mike Antonellis
Flagship Radio Station	95.5/95.9 WPEI
Manager	Carlos Febles
Hitting Coach	Joe Nunnally
Pitching Coach	Kevin Walker
Trainer	Eric Velazquez
Distance from Richmond	654 Miles
Flying Squirrels' Hotel in Portland	Doubletree by Hilton Hotel 363 Maine Mall Road South Portland, ME 04106 PH: (207) 756-6516 FX: (207) 756-6622



Hadlock Field

2016 Series

@Portland

6/10	7:00
6/11	6:00
6/12	1:00

@Richmond

6/17	7:05
6/18	6:05
6/19	12:05

EASTERN LEAGUE



FIGHTIN PHILS

FirstEnergy Stadium
1900 South Centre Avenue
Reading, PA 19605
Phone: (610) 375-8469
Fax: (610) 373-5868
www.readingphillies.com




Affiliation.....	Philadelphia Phillies (since 1967)
First Year.....	1952
Ballpark.....	FirstEnergy Stadium (cap. 9,000)
Field Dimensions.....	LF-330, CF-400, RF-330
League Titles.....	5 ('57, '68, '73, '95, '01)
Last Eastern League Title.....	2001
Last Playoff Appearance.....	2015 (Lost in Finals)
2015 Record.....	80-61
Place (Eastern).....	1st
2015 Vs. Flying Squirrels.....	5-9
All-Time Vs. Flying Squirrels.....	47-43
2015 Attendance (Total).....	417,010 (2nd in EL)
2015 Attendance (Average).....	6,044 (2nd in EL)
General Manager.....	Scott Hunsicker
Executive Director of Sale.....	Joe Bailek
Radio Broadcaster.....	Mike Ventola
Flagship Radio Station.....	1340 WRAW-AM

Manager.....	Dusty Wathan
Hitting Coach.....	Frank Cacciatore
Pitching Coach.....	Steve Schrenk
Trainer.....	Aaron Scott

Distance from Richmond 259 Miles

Flying Squirrels' Hotel in Reading.....Crowne Plaza Reading
1741 Papermill Rd.
Wyomissing, PA 19610
PH: (877) 354-1011
FX: (610) 375-7562



FirstEnergy Stadium

2016 Series

@Reading

4/11.....	6:35
4/12.....	6:35
4/13.....	6:35
8/16.....	7:05
8/17.....	7:05
8/18.....	7:05

@Richmond

4/18.....	6:35
4/19.....	6:35
4/120.....	10:35 (AM)
7/4.....	6:05
7/5.....	7:05
7/6.....	7:05
7/7.....	7:05



Richmond Flying Squirrels



THUNDER

Arm & Hammer Park
One Thunder Road
Trenton, NJ 08611
Phone: (609) 394-3300
Fax: (609) 394-9666
www.trentonthunder.com



Affiliation.....	New York Yankees (since 2003)
First Year.....	1994
Ballpark.....	ARM & HAMMER Park (cap. 6,440)
Field Dimensions.....	LF-330, CF-407, RF-330
League Titles.....	3 ('07, '08, '13)
Last Eastern League Title.....	2013
Last Playoff Appearance.....	2013 (Won Eastern League Title)
2015 Record.....	71-71
Place (Eastern).....	4th
2015 Vs. Flying Squirrels.....	8-3
All-Time Vs. Flying Squirrels.....	27-25
2015 Attendance (Total).....	347,231 (5th in EL)
2015 Attendance (Average).....	4,960 (6th in EL)

General Manager.....	Jeff Hurley
Sr.VP of Corporate Sales and Partnerships.....	Eric Lipsman
Radio Broadcaster.....	Adam Giardino, Jon Mozes
Flagship Radio Station.....	WTSR 91.3 FM

Manager.....	Bobby Mitchell
Hitting Coach.....	P.J. Pilittere
Pitching Coach.....	Jose Rosado
Coach.....	Michel Hernandez
Trainer.....	Lee Meyer
Distance from Richmond.....	284 Miles

Flying Squirrels' Hotel in Trenton.....	Wyndham Garden Trenton 1 West Lafayette Street Trenton, NJ 08608 PH: (609) 421-4000 FX: (609) 421-4002
---	--

2016 Series

@Trenton

@Richmond

5/17.....	7:00	7/8.....	7:05
5/18.....	10:30 (AM)	7/9.....	6:05
5/19.....	7:00	7/10.....	12:05
7/13.....	12:00	8/8.....	7:05
6/30.....	7:00	8/9.....	7:05
7/1.....	7:00	8/10.....	7:05
7/2.....	7:00		



ARM & HAMMER Park



San Francisco Giants

Proud Double-A Affiliate
of the San Francisco Giants





GIANTS

AT&T Park
24 Willie Mays Plaza
San Francisco, CA 94107
Phone: (415) 972-2000
www.sfgiants.com



San Francisco Baseball Associates L.P.

EXECUTIVE

President and Chief Executive Officer	Laurence M. Baer
Special Assistant	Willie Mays
Senior Advisor	Willie McCovey
Special Assistant	J.T. Snow
Special Assistant	Will Clark
Community Ambassador	Orlando Cepeda
Community Ambassador	Jeffrey Leonard
Community Ambassador	Dave Dravecky
Executive Assistant to the President & Chief Executive Officer	Terri Guess
Administrative Assistant	Misha Hurd

BASEBALL OPERATIONS

Executive Vice President of Baseball Operations	Brian R. Sabean
Executive Assistant to the General Manager	Karen Sweeney
Vice President and Assistant General Manager, Player Personnel	Dick Tidrow
Senior Vice President and General Manager	Bobby Evans
Vice President and Assistant General Manager, Scouting and International Operations	John Barr
Special Assistant to the General Manager	Felipe Alou
Vice President and Assistant General Manager, Pro Scouting and Player Evaluation	Jeremy Shelley
Senior Advisor, Baseball Operations	Tony Siegle
Director, Player Development	Shane Turner
Coordinator of Minor League Instruction	Steve Decker
Director, Minor League Operations/Quantitative Analysis	Yeshayah Goldfarb
Senior Advisor, Scouting	Paul Turco
Senior Advisor, Scouting	Ed Creech
Senior Advisor, Scouting	Lee Elder
Senior Advisor, Scouting	Matt Nerland
Senior Advisor, Scouting	Doug Mapson
Director, Dominican Operations	Pablo Peguero
Assistant Director, Dominican Operations	Felix Peguero
Coordinator, Pacific Rim Scouting	John Cox
Senior Consultant, Player Personnel	Jack Hiatt
Special Assistant, Player Personnel	Fred Stanley
Special Assistant, Player Development	Joe Amalfitano
Special Assistant, Player Development	Jim Davenport
Director, Team Travel	Bret Alexander
Director, Arizona Minor League Operations	Alan Lee
Manager, Player Personnel Administration	Clara Ho
Major League Video Coordinator	Yo Miyamoto
Coordinator, Organizational Travel	Mike Scardino
Coordinator, Medical Administration	Chrissy Yuen
Coordinator, Scouting Administration	Adam Nieting
Coordinator, Minor League Operations	Eric Flemming
Baseball Operations Assistant	Jose Bonilla
Arizona Minor League Operations Assistant	Gabe Alvarez
Head Athletic Trainer	Dave Groeschner
Assistant Athletic Trainer	Anthony Reyes
Assistant Athletic Trainer	Eric Ortega
Strength & Conditioning Coach	Carl Kochan
Assistant Strength & Conditioning Coach	Geoff Head
EAP Director	Michael Mombrea
Baseball Ops Assistant	Colin Sabean

SAN FRANCISCO GIANTS

San Francisco Giants' Media Relations Department

General Phone: (415) 972-2445

General Fax: (415) 947-2800

Staci Slaughter, Executive VP, Communications & Senior Advisor to the CEO

(415) 972-1960

Maria Jacinto, Senior Director, Broadcast Services

(415) 972-1960

Matt Chisholm, Senior Director, Media Relations

(415) 972-2441

Erwin Higueros, Hispanic Marketing & Media Relations Manager, Spanish Language Broadcaster

N/A

Liam Connelly, Media Relations Manager

(415) 972-2443

Megan Nelson, Media Relations Assistant

N/A

GIANTS' 40-MAN ROSTER (As of March 24th)

Pitchers	B-T	Ht	Wt	DOB
Ty Blach	R-L	6'2"	200	Oct 20, 1990
Ray Black	R-R	6'5"	225	Jun 26, 1990
Clayton Blackburn	L-R	6'3"	230	Jan, 6 1993
Mike Broadway	R-R	6'5"	215	Mar 30, 1987
Madison Bumgarner	R-L	6'5"	235	Aug 1, 1989
Matt Cain	R-R	6'3"	230	Oct 1, 1984
Santiago Casilla	R-R	6'0"	210	Jul 25, 1980
Kyle Crick	L-R	6'4"	220	Nov 30, 1992
Johnny Cueto	R-R	5'11"	220	Feb 15, 1986
Ian Gardeck	R-R	6'2"	220	Nov 21, 1990
Cory Gearrin	R-R	6'3"	200	Apr 14, 1986
Joan Gregorio	R-R	6'7"	180	Jan 12, 1992
Chris Heston	R-R	6'3"	195	Apr 10, 1988
George Kontos	R-R	6'3"	215	Jun 12, 1985
Derek Law	R-R	6'2"	210	Sep 14, 1990
Javier Lopez	L-L	6'4"	220	Jul 11, 1977
Adalberto Mejia	R-L	6'3"	210	Jun 20, 1993
Steven Okert	L-L	6'3"	210	July 7, 1991
Josh Osich	L-L	6'2"	230	Sep 3, 1988
Jake Peavy	R-R	6'1"	195	May 31, 1981
Sergio Romo	R-R	5'11"	185	Mar 4, 1983
Jeff Samardzija	R-R	6'5"	225	Jan 23, 1985
Jake Smith	R-R	6'4"	190	Jun 2, 1990
Chris Stratton	R-R	6'3"	190	Aug 22, 1990
Hunter Strickland	R-R	6'4"	220	Sep 24, 1988
Catchers	B/T	Ht	Wt	DOB
Trevor Brown	R-R	6'2"	195	Nov 15 1991
Buster Posey	R-R	6'1"	215	Mar 27, 1987
Andrew Susac	R-R	6'1"	215	Mar 22, 1990
Infielders	B/T	Ht	Wt	DOB
Ehire Adrianza	S-R	6'1"	170	Aug 21, 1989
Brandon Belt	L-L	6'5"	220	Apr 20, 1988
Brandon Crawford	L-R	6'2"	215	Jan 21, 1987
Matt Duffy	R-R	6'2"	170	Jan 15, 1991
Joe Panik	L-R	6'1"	190	Oct 30, 1990
Kelby Tomlinson	R-R	6'3"	180	Jun 16, 1990
Outfielders	B/T	Ht	Wt	DOB
Gregor Blanco	L-L	5'11"	175	Dec 24, 1983
Angel Pagan	S-R	6'2"	200	Jul 2, 1981
Jarrett Parker	L-L	6'4"	210	Jan 1, 1989
Hunter Pence	R-R	6'4"	220	Apr 13, 1983
Denard Span	L-L	6'0"	210	Jul 15, 1990
Mac Williamson	R-R	6'4"	240	Feb 27 1984

BOLD Indicates Former Richmond Flying Squirrels




Richmond Flying Squirrels



GIANTS' FIRST ROUND DRAFT PICKS OF THE DECADE

Year	Player	Pos	Rd	#	B/T	Ht	Wt	DOB
2015	Phil Bickford	RHP	1	18	R/R	6'4"	200	7/10/1995
2014	Tyler Beede	RHP	1	14	R/R	6'4	200	5/23/93
2013	Christian Arroyo	SS	1	25	R/R	6'1"	180	5/30/95
2012	Chris Stratton	RHP	1	20	R/R	6'3"	186	08/22/90
2011	Joe Panik	SS	1	29	L/R	6-1	195	10/30/90
2010	Gary Brown	OF	1	24	R/R	6-0	170	09/28/88
2009	Zachary Wheeler	RHP	1	6	R/R	6-3	180	05/30/90
2008	Gerald (Buster) Posey	C	1	5	R/R	6-1	205	03/27/87
2007	Madison Bumgarner	LHP	1	10	R/L	6-4	215	08/01/89
2006	Tim Lincecum	RHP	1	10	L/R	5-11	170	06/15/84
2005	Ben Copeland	OF	4	132	L/L	6-1	195	12/17/83

The Giants have ushered in a new era of home-grown success starting with the selection of Tim Lincecum in 2006. Currently 20 of the players on the 40-Man roster have played in Richmond with an additional eight players being cultivated through the system. Four of the past five 1st round selections have already made their way through the RVA and the lone exception Christian Arroyo is expected to play at The Diamond in 2016.



SAN FRANCISCO GIANTS

GIANTS' 2015 DRAFT RESULTS

Name	Pos	B/T	Ht	Wt	DOB	Round	Pick #	Signed
Phil Bickford	RHP	R / R	6' 4"	200	07/10/1995	1	18	06/27/2015
Christopher Shaw	1B	L / R	6' 4"	255	10/20/1993	1	31	06/26/2015
Andrew Suarez	LHP	L / L	6' 2"	210	09/11/1992	2	61	07/05/2015
Jalen Miller	SS	R / R	5' 11"	175	12/19/1996	3	95	06/16/2015
Mac Marshall	LHP	R / L	6' 0"	181	01/27/1996	4	126	Unsigned
Ronnie Jebavy	CF	R / R	6' 2"	192	05/17/1994	5	156	06/15/2015
Steven Duggar	CF	L / R	6' 2"	195	11/04/1993	6	186	06/20/2015
Jose Vizcaino	3B	R / R	6' 2"	218	04/05/1994	7	216	06/15/2015
Cory Taylor	RHP	R / R	6' 2"	255	12/14/1993	8	246	06/26/2015
David Graybill	RHP	R / R	6' 4"	250	05/03/1993	9	276	Unsigned
Tyler Cyr	RHP	R / R	6' 3"	200	05/05/1993	10	306	06/28/2015
C.J. Hinojosa	SS	R / R	5' 11"	175	07/15/1994	11	336	06/15/2015
Hector Santiago	SS	R / R	6' 3"	185	11/18/1997	12	366	07/16/2015
Matthew Pope	RHP	R / R	6' 6"	225	07/05/1994	13	396	Unsigned
Matt Winn	C	R / R	6' 1"	210	08/05/1992	14	426	06/28/2015
Cody Brickhouse	C	R / R	6' 3"	210	12/23/1996	15	456	Unsigned
Grant Watson	LHP	L / L	6' 0"	185	07/02/1993	16	486	07/05/2015
Cameron Avila-Leeper	LHP	L / L	5' 11"	150	02/21/1996	17	516	06/16/2015
Heath Slatton	RHP	L / R	6' 3"	200	09/17/1993	18	546	Unsigned
David Owen	RHP	R / R	6' 0"	190	10/21/1993	19	576	Unsigned
Travis Eckert	RHP	R / R	6' 2"	190	12/28/1993	20	606	Unsigned
Ryan Halstead	RHP	L / R	6' 5"	220	05/13/1992	21	636	06/26/2015
Domenic Mazza	LHP	R / L	6' 1"	195	07/29/1994	22	666	07/07/2015
Dillon Dobson	3B	L / R	6' 2"	220	08/21/1993	23	696	06/15/2015
Zack Bowers	C	R / R	6' 2"	215	10/14/1993	24	726	Unsigned
Michael Silva	RHP	R / R	6' 1"	190	11/22/1994	25	756	Unsigned
Tyler Brown	SS	R / R	6' 1"	180	01/18/1995	26	786	07/05/2015
Bryan Case	C	R / R	6' 3"	205	08/12/1992	27	816	Unsigned
Ashford Fulmer	CF	R / R	6' 1"	175	06/29/1993	28	846	Unsigned
Matthias Dietz	RHP	R / R	6' 5"	220	09/20/1995	29	876	Unsigned
Tucker Forbes	RHP	R / R	6' 8"	235	07/28/1993	30	906	Unsigned
Ryan Howard	SS	R / R	6' 2"	180	07/25/1994	31	936	Unsigned
Jeff Burke	RHP	R / R	6' 5"	210	06/07/1993	32	966	06/27/2015
Rafael Ramirez	RHP	R / R	6' 4"	220	12/08/1995	33	996	Unsigned
Travis Moniot	SS	S / R	6' 0"	170	06/09/1997	34	1026	Unsigned
Drew Jackson	RHP	R / R	6' 3"	180	05/11/1993	35	1056	Unsigned
Brendon Little	LHP	L / L	6' 1"	195	08/11/1996	36	1086	Unsigned
Mark Weist	3B	R / R	6' 3"	215	08/12/1992	37	1116	Unsigned
Nathaniel Pecota	LF	R / R	5' 9"	170	11/17/1996	38	1146	Unsigned
Hunter Bowling	LHP	R / R	6' 6"	193	03/26/1997	39	1176	Unsigned
Roger Edwards	CF	R / R	5' 10"	155	04/02/1995	40	1206	Unsigned



Richmond Flying Squirrels



2015 OVERALL ORGANIZATIONAL MINOR LEAGUE STANDINGS

RANK	TEAM	WON	LOST	PCT	16	17	18	19	20	21	22	23	24	25	26	27	28	29	30
1	Houston Astros	502	405	.553	16	17	18	19	20	21	22	23	24	25	26	27	28	29	30
2	Arizona Diamondbacks	455	382	.544	16	17	18	19	20	21	22	23	24	25	26	27	28	29	30
3	Chicago Cubs	444	385	.536	16	17	18	19	20	21	22	23	24	25	26	27	28	29	30
4	Pittsburgh Pirates	447	388	.535	16	17	18	19	20	21	22	23	24	25	26	27	28	29	30
5	New York Mets	484	423	.534	16	17	18	19	20	21	22	23	24	25	26	27	28	29	30
6	Philadelphia Phillies	447	391	.533	16	17	18	19	20	21	22	23	24	25	26	27	28	29	30
7	Minnesota Twins	403	356	.531	16	17	18	19	20	21	22	23	24	25	26	27	28	29	30
8	New York Yankees	514	455	.530	16	17	18	19	20	21	22	23	24	25	26	27	28	29	30
9	Texas Rangers	441	396	.527	16	17	18	19	20	21	22	23	24	25	26	27	28	29	30
10	San Francisco Giants	403	363	.526	16	17	18	19	20	21	22	23	24	25	26	27	28	29	30
11	Los Angeles Dodgers	392	372	.513	16	17	18	19	20	21	22	23	24	25	26	27	28	29	30
12	Cleveland Indians	393	373	.513	16	17	18	19	20	21	22	23	24	25	26	27	28	29	30
13	Tampa Bay Rays	461	440	.512	16	17	18	19	20	21	22	23	24	25	26	27	28	29	30
14	Baltimore Orioles	430	413	.510	16	17	18	19	20	21	22	23	24	25	26	27	28	29	30
15	St. Louis Cardinals	423	409	.508	16	17	18	19	20	21	22	23	24	25	26	27	28	29	30

2015 GIANTS' SYSTEM BREAKDOWN

COMPOSITE RECORD BREAKDOWN:

	W	L	PCT
AZL Giants	31	25	.554
DSL Giants	53	19	.736
Salem-Keizer Volcanoes (A-)	39	37	.513
Augusta GreenJackets (A)	65	73	.471
San Jose Giants (A+)	72	68	.514
Richmond Flying Squirrels (AA)	72	68	.514
Sacramento River Cats (AAA)	71	73	.493
TOTAL	403	363	.526

PLAYOFF REVIEW:

DSL Giants:

The DSL Giants went wire-to-wire in the Dominican Summer League, closing out the regular season with the best overall record after winning their last five to edge the Yankees by a game in the standings. The teams later met in the playoff semifinals, with the Giants winning the decisive third game 3-2 in the rain to advance to the championship series against the Rangers. Juan Rodriguez led all players with 10 hits in 26 postseason at bats, while Sandro Fabian and Becker Mendoza each hit three home runs to help lead the Giants to a three-game sweep and the DSL crown.

Salem-Keizer:

The Volcanoes made their way into the Northwest League Playoffs as the wild card in the South Division after finishing six games behind the Hillsboro Hops, who won both halves. After winning game one in a best-of-three playoff series 4-2, the Volcanoes couldn't sustain the upset as the Hops bounced back with consecutive wins before outlasting Tri-City for the league championship. Christopher Shaw, last year's first-round pick out of Boston College, led the Northwest League with 12 home runs and a .536 slugging percentage (adjusted for minimum number of plate appearances).

San Jose:

San Jose continued its incredible run in the California League by reaching the postseason for the 11th time in the past 12 years. The six-time champions earned a wild card berth out of the North Division courtesy of a 12-win improvement and a first-place tie with Visalia during the second half of the season. The Giants thrilling postseason was highlighted by a matchup with the Rawhide in the second round, as San Jose rallied from a 2-0 series deficit with three straight wins decided by one run. However, they'd run out of magic and bow out to Rancho Cucamonga with three straight losses in the Championship Series.

MINOR LEAGUE POSTSEASON ALL-STAR SELECTIONS:

Sacramento: N/A; Richmond: N/A; San Jose: RHP – Chase Johnson, SS – Christian Arroyo; Augusta: LHP – Mark Reyes
Salem-Keizer: LHP – Drew Leenhouts, C – Miguel Gomez; AZL Giants: RHP – Heath Slotton

MINOR LEAGUE ALL-STAR GAME SELECTIONS:

Sacramento: 1B – Adam Duvall; Richmond: RHP – Joe Biagini, LHP – Kelvin Marte, 1B – Ricky Oropesa, SS – Rando Moreno; San Jose: RHP – Chase Johnson, RHP – Dan Slania, RHP – Keury Mella, RHP – Tyler Beede, 2B – Austin Slater, OF – Hunter Cole; Augusta: RHP – Raymundo Montero, C – Aramis Garcia, CF – Johneshwy Fargas; Salem-Keizer: LHP – Drew Leenhouts, C – Miguel Gomez, 1B – Christopher Shaw, SS – Jose Vizcaino; AZL Giants: RHP – Heath Slotton

XM ALL-STAR FUTURES GAME SELECTIONS: RHP – Tyler Beede (US), RHP – Keury Mella (World)

SAN FRANCISCO GIANTS

GIANTS' 2015 ORGANIZATIONAL BREAKDOWN

2015 TEAM BATTING STATISTICS

Team	AVG	AB	R	H	HR	BB	SO	SB	CS
Sacramento	.268	5071	649	1358	124	418	1101	125	46
Salem-Keizer	.261	2611	350	681	60	229	562	52	20
San Jose	.256	4873	594	1246	91	371	1092	84	56
Richmond	.249	4610	503	1147	61	333	979	84	48
Augusta	.246	4650	572	1146	68	442	1087	131	52
AZL Giants	.241	1860	236	448	13	174	463	59	23

2015 TEAM PITCHING STATISTICS

Team	W-L	ERA	H	C	G	SHO	SV	HR	BB	SO
Richmond	72-68	3.12	1107	1	11	46	52	472	964	
AZL	31-25	3.20	433	0	6	19	9	179	509	
San Jose	72-68	3.46	1179	0	15	38	103	392	1345	
Augusta	65-73	3.54	1191	2	10	42	46	391	1160	
Salem	39-37	3.66	697	1	5	19	37	239	602	
Sac	71-73	3.85	1316	3	8	38	110	464	1119	

2015 INDIVIDUAL BATTING TOP-10

Player	Club	AVG	G	AB	R	H	HR	RBI
Lollis, Ryan	SAC	.340	109	409	73	139	5	40
Tomlinson, Kelby	SAC	.321	97	389	64	125	3	43
Gomez, Miguel	SK	.319	66	276	30	88	6	52
Arroyo, Christian	SJ	.304	90	381	48	116	9	42
Cole, Hunter	RIC	.301	115	449	55	135	9	63
Slater, Austin	RIC	.294	114	449	46	132	3	47
Edie, Mikey	GIA	.290	39	138	15	40	0	18
Vizcaino, Jose	SK	.288	48	184	31	53	6	23
Dobson, Dillon	SK	.286	57	224	25	64	3	32
Parker, Jarrett	SAC	.283	124	434	74	123	23	74

2015 INDIVIDUAL PITCHING TOP-10

Pitcher	Club	W-L	ERA	IP	H	BB	SO
Pino, Luis	SK	6-2	1.87	62.2	52	18	39
Reyes, Mark	AUG	9-6	2.13	139.2	115	36	89
Biagini, Joe	RIC	10-7	2.42	130.1	112	34	84
Marte, Kelvin	RIC	10-6	2.63	130.0	118	40	77
Johnson, Chase	RIC	9-4	2.82	124.2	111	42	129
Blackburn, Clayton	SAC	10-4	2.85	123.0	127	32	99
Leenhouts, Andrew	SK	7-6	3.18	90.2	93	23	61
Riggs, Nolan	SK	4-3	3.23	61.1	56	22	49
Snelten, D.J.	AUG	5-11	3.44	120.1	126	34	126
Santiago, Nathanael	SK	3-3	3.58	70.1	63	25	75

(minimum 2.7 PA/team game)

(minimum 0.8 IP/team game)

ADDITIONAL GIANTS' 2015 ORGANIZATIONAL LEADERS

HOME RUNS

Adam Duvall	SAC	26
Jarrett Parker	SAC	23
Ricky Oropesa	RIC	17
Aramis Garcia	AUG/SJ	16
Devin Harris	RIC	14

WINS

Ty Blach	SAC	11
Clayton Blackburn	SAC	10
Kelvin Marte	RIC	10
Joe Biagini	RIC	10
Matt Lujan	RIC	9

RBI

Adam Duvall	SAC	80
Ricky Oropesa	RIC	76
Jarrett Parker	SAC	74
Mac Williamson	RIC/SAC	73
Aramis Garcia	AUG/SJ	66

SAVES

Josh Osich	RIC/SAC	21
Jake Smith	SJ	16
Dan Slania	SJ	16
Derek Law	RIC	13
Mike Broadway	SAC	13

STOLEN BASES

Johneshwy Fargas	AUG	59
Darren Ford	SAC	33
Ronnie Jebavy	SK	23
Kelby Tomlinson	RIC/ SAC	21
Jarrett Parker	SAC	20

STRIKEOUTS

Chase Johnson	SJ/RIC	129
D.J. Snelten	AUG/SJ	126
Martin Agosta	SJ	125
Jake Smith	SJ	118
Sam Coonrod	AUG	114



Richmond Flying Squirrels



RIVER CATS

Raley Field
400 Ballpark Drive
Sacramento, CA 95691
Phone: (916) 376-4700
Fax: (916) 376-4710
www.rivercats.com



Organization

2016 Flying Squirrels

2015: In Review

History & Records

Eastern League

SF Giants

General Info

ALGUACIL



2016 Sacramento River Cats Field Staff

Manager.....Jose Alguacil
Pitching Coach.....Dwight Bernard
Hitting Coach.....Damon Minor
Athletic Trainer.....L.J. Petra

2015 Sacramento River Cats

Pacific Coast League Standings

Pacific Northern Division	W	L	PCT	GB
Fresno Grizzlies	84	59	.587	-
Sacramento River Cats	71	73	.493	13.5
Reno Aces	70	74	.486	14.5
Tacoma Rainiers	68	76	.472	16.5

2015 Playoffs

Did Not Qualify

2015 Team Leaders

(***Minimum 300 TPA or 75 IP)

AVG:	Ryan Lolis(.330)***
HR:	Adam Duvall (26)
RBI:	Adam Duvall (90)
RUNS:	Jarrett Parker (74)
HITS:	Jarrett Parker (123)
W:	Ty Blach (11)
L:	Ty Blach (12)
SV:	Mike Broadway (13)
ERA:	Clayton Blackburn (2.85)***
IP:	Ty Blach (165.1)

Team Information

Ballpark:.....Raley Field (14,014)
Ballpark Opened:.....2000
Owner:.....Susan Savage
Radio Broadcaster:.....Johhny Doskow

League:.....Pacific Coast (AAA)
Division:.....Pacific Northern
First Year.....1978
Giants Affiliate Since:.....2015
2015 Record (Place).....71-73 (2nd)



WILLIAMSON

SAN FRANCISCO GIANTS

SACRAMENTO RIVER CATS - 2015 FINAL BATTING STATISTICS

BATTERS	AVG	G	AB	R	H	2B	3B	HR	RBI	BB	SO	SB	CS	OBP	SLG	OPS	E
Adrianza, Ehre	.316	44	171	16	54	6	1	3	15	17	37	6	1	1.384	.415	.799	4
Aoki, Nori	.231	4	13	1	3	0	0	0	0	1	0	0	0	0.286	.231	.516	0
Arias, Joaquin	.275	10	40	4	11	6	0	0	3	1	7	0	0	0.293	.425	.718	1
Avery, Xavier	.244	13	45	6	11	1	1	0	1	7	14	0	1	0.346	.311	.657	0
Bowker, John	.263	43	137	10	36	6	0	3	12	8	27	1	0	0.304	.372	.676	2
Brown, Trevor	.261	82	283	35	74	17	0	2	27	21	53	1	0	0.319	.343	.662	2
Cabrera, Everth	.231	27	108	14	25	3	0	0	7	9	16	7	2	0.297	.259	.556	7
Case, Bryan	.000	1	1	0	0	0	0	0	0	0	0	0	0	0.000	.000	.000	0
Cedeno, Ronny	.261	61	207	19	54	16	0	2	21	12	35	2	0	0.306	.367	.673	6
Ciriaco, Juan	.223	37	112	10	25	5	0	2	9	1	21	5	1	0.230	.321	.552	6
Duvall, Adam	.281	100	402	60	113	25	2	26	80	25	91	4	1	0.325	.547	.872	16
Ford, Darren	.261	110	380	54	99	13	4	11	33	39	78	33	16	0.333	.403	.736	7
Frandsen, Kevin	.272	86	323	38	88	15	1	4	41	18	19	5	2	0.334	.362	.696	11
Frandsen, Kevin	.280	112	404	46	113	17	1	4	48	24	27	5	3	0.338	.356	.694	12
Hicks, Brandon	.220	45	141	13	31	7	1	2	20	16	53	0	0	0.308	.326	.634	4
Ishikawa, Travis	.271	34	133	17	36	8	0	4	19	13	41	0	0	0.342	.421	.763	3
Jackson, Brett	.220	51	159	22	35	7	0	3	16	26	51	6	1	0.324	.321	.645	1
Kobernus, Jeff	.200	6	10	1	2	0	0	0	2	1	2	1	0	0.250	.200	.450	1
Lollis, Ryan	.329	72	279	42	92	22	2	4	29	25	37	6	4	0.384	.466	.850	2
McGehee, Casey	.357	10	42	7	15	3	0	2	7	3	5	0	0	0.391	.571	.962	3
Nelson, Mark	.000	4	5	1	0	0	0	0	0	1	0	0	0	0.286	.000	.286	0
Noonan, Nick	.266	19	64	6	17	1	0	2	10	5	15	1	0	0.314	.375	.689	1
Pagan, Angel	.364	3	11	3	4	1	0	0	0	2	1	0	0	0.462	.455	.916	0
Panik, Joe	.111	3	9	1	1	0	0	0	0	0	0	0	0	0.111	.111	.222	0
Parker, Jarrett	.283	124	434	74	123	25	3	23	74	62	164	20	7	0.375	.514	.889	10
Pence, Hunter	.294	5	17	6	5	0	0	2	5	2	4	0	0	0.350	.467	.997	0
Perez, Juan Carlos	.265	83	321	41	85	24	3	7	37	17	62	17	2	0.306	.424	.730	9
Quiroz, Guillermo	.247	27	89	5	22	4	0	0	11	7	13	0	0	0.303	.292	.595	2
Sanchez, Hector	.273	37	139	18	38	6	0	4	14	9	25	0	0	0.318	.403	.721	4
Stromsmoe, Skyler	.262	26	65	11	17	4	0	0	5	9	7	1	2	0.368	.323	.691	5
Susac, Andrew	.321	8	28	6	9	3	0	1	2	3	10	0	0	0.406	.536	.942	0
Tomlinson, Kelby	.316	33	136	21	43	1	1	2	15	7	22	5	3	0.354	.382	.736	5
Triunfel, Carlos	.264	95	314	32	83	17	5	5	33	8	59	3	3	0.287	.398	.686	8
Turner, Ben	.293	31	92	9	27	4	0	0	10	10	13	0	0	0.359	.337	.696	1
Williamson, Mac	.249	54	189	35	47	12	0	8	31	26	55	1	0	0.370	.439	.809	3
Team Total	.268	144	5071	649	1358	268	24	124	604	418	1101	125	46	.329	.403	.732	137

SACRAMENTO RIVER CATS - 2015 FINAL PITCHING STATISTICS

PITCHERS	W	L	ERA	G	GS	CG	SHO	SV	SVO	IP	H	R	ER	HR	BB	SO	AVG
Affeldt, Jeremy	0	0	0	2	0	0	0	0	0	3	0	0	0	0	1	2	.000
Blach, Ty	11	12	4.46	27	27	2	2	0	0	165.1	189	92	82	16	31	93	.290
Blackburn, Clayton	10	4	2.85	23	20	0	0	0	0	123	127	46	39	6	32	99	.269
Bochy, Brett	6	1	2.95	43	0	0	0	0	0	58	52	27	19	3	22	43	.239
Broadway, Mike	2	0	0.93	40	0	0	0	13	13	48.1	25	6	5	0	8	64	.153
Cain, Matt	1	2	3.2	5	3	0	0	0	0	19.2	18	8	7	2	4	22	.231
Coello, Robert	6	3	3.5	11	11	0	0	0	0	64.1	58	29	25	4	28	49	.243
Cordier, Erik	2	1	1.04	31	0	0	0	9	11	34.2	20	9	4	0	25	43	.168
Correia, Kevin	0	1	3.58	6	6	0	0	0	0	37.2	34	18	15	4	11	25	.248
Dunning, Jake	4	2	6.85	13	7	0	0	0	0	46	67	42	35	9	21	35	.337
Fleet, Austin	2	3	6.75	7	7	0	0	0	0	32	40	26	24	4	11	20	.308
Garrin, Cory	2	2	2.72	33	0	0	0	3	43	38	15	13	4	14	46	.230	
Gutierrez, Juan	0	1	4.39	14	1	0	0	1	1	26.2	34	13	13	1	9	23	.312
Hall, Cody	1	3	3.46	43	0	0	0	3	3	67.2	67	30	26	3	26	55	.257
Hanson, Tommy	3	5	5.6	11	11	0	0	0	0	53	63	39	33	9	26	40	.297
Lara, Braulio	0	5	7.71	12	5	0	0	1	2	28	45	27	24	2	10	29	.363
Machi, Jean	1	0	0	4	0	0	0	0	0	5	3	0	0	0	1	6	.176
Okert, Steven	5	3	3.82	52	0	0	0	3	6	61.1	62	32	26	7	29	69	.265
Osich, Josh	0	0	0	6	0	0	0	2	2	7	3	1	0	0	2	11	.120
Partch, Curtis	1	3	3.53	48	1	0	0	1	3	63.2	60	30	25	3	26	81	.249
Peavy, Jake	0	3	6.12	6	6	0	0	0	0	32.1	39	22	22	5	9	28	.295
Quirarte, Edwin	0	0	2.25	1	1	0	0	0	0	4	6	1	1	0	0	2	.333
Rapada, Clay	1	3	2.84	46	0	0	0	0	0	44.1	47	19	14	3	15	32	.264
Snodgrass, Jack	1	2	4.84	8	2	0	0	0	0	22.1	24	13	12	4	12	20	.270
Stratton, Chris	4	5	3.86	17	17	1	0	0	0	98	88	46	42	6	40	72	.242
Strickland, Hunter	1	1	1.66	15	0	0	0	5	5	21.2	14	5	4	0	3	25	.187
Turley, Nik	7	8	4.56	19	19	0	0	0	0	102.2	93	64	52	15	48	85	.243
Team Total	71	73	3.85	144	144	3	8	38	49	1312.2	1316	660	561	110	464	1119	.261



GIANTS

Municipal Stadium
588 East Alma Avenue
San Jose, CA 95112
Phone: (408) 297-1435
Fax: (408) 297-1453
www.sjgiants.com



2016 San Jose Giants Field Staff

Manager..... Lipso Nava
Pitching Coach..... Michael Couchee
Hitting Coach..... Tom Linden
Athletic Trainer..... Garret Havig

2015 San Jose Giants

California League Standings

Northern Division	W	L	PCT	GB
Visalia Rawhide	84	56	.600	-
Stockton Ports	74	66	.529	10.0
San Jose Giants	72	68	.514	12.0
Modesto Nuts	67	73	.479	17.0
Bakersfield Blaze	61	79	.436	23.0

2015 Playoffs

Lost in finals to Rancho Cucamonga (3-0)

2014 Team Leaders

(***Minimum 300 TPA or 75 IP)

AVG:	Christian Arroyo (.304)***
HR:	Villalona & Horan (13)
RBI:	Brian Ragira (58)
RUNS:	Ryder Jones (49)
HITS:	Christian Arroyo (116)
W:	Chase Johnson (8)
L:	Martin Agosta (9)
SV:	Slania & Smith(16)
ERA:	Tyler Rogers (1.47)***
IP:	Chase Johnson (121.0)

Team Information

Ballpark:.....San Jose Municipal Stadium (4,200)
Ballpark Opened:..... 1941
President/CEO:.....Daniel Orum
General Manager:.....Mark Wilson
Director of Broadcasting:..... Joe Ritzo
Chief Marketing Officer:..... Juliana Paoli

League:.....California (A)
Division:.....Northern
First Year:..... 1942
Giants Affiliate Since:..... 1988
2015 Record (Place).....73-67 (4th)



SAN FRANCISCO GIANTS

SAN JOSE GIANTS - 2015 FINAL BATTING STATISTICS

BATTERS	AVG	G	AB	R	H	2B	3B	HR	RBI	BB	SO	SB	CS	OBP	SLG	OPS	E
Amion, Richard	.000	3	4	0	0	0	0	0	0	0	1	0	0	.000	.000	.000	0
Arnold, Jeff	.250	21	68	7	17	7	1	0	7	10	24	0	0	.370	.382	.753	4
Arroyo, Christian	.304	90	381	48	116	28	2	9	42	19	73	5	3	.344	.459	.803	15
Bednar, Brandon	.237	100	346	39	82	18	2	3	34	15	54	3	4	.277	.327	.604	20
Carbonell, Daniel	.279	66	258	35	72	14	2	6	27	13	51	9	7	.327	.419	.746	8
Cole, Hunter	.313	54	217	28	68	11	5	6	37	19	42	4	3	.373	.493	.866	9
Davis, Dylan	.206	29	107	18	22	3	0	3	11	14	28	0	1	.295	.318	.613	0
Galindo, Jesus	.271	62	225	29	61	8	1	2	13	17	54	14	6	.333	.342	.676	1
Garcia, Aramis	.227	20	75	10	17	4	0	0	5	9	22	1	0	.310	.280	.590	0
Harrison, Seth	.212	92	345	42	73	17	2	4	33	20	103	13	1	.268	.307	.575	1
Horan, Tyler	.215	94	344	43	74	20	1	13	35	47	96	5	5	.311	.392	.703	4
Ishikawa, Travis	.200	3	10	1	2	1	0	0	1	0	3	0	0	.250	.300	.550	0
Jones, Ryder	.268	105	406	49	109	29	2	6	47	16	80	2	2	.296	.394	.690	19
Kobernus, Jeff	.231	56	221	24	51	7	0	1	13	18	41	12	3	.288	.276	.564	1
Lollis, Ryan	.345	30	113	28	39	8	2	1	11	15	19	3	2	.431	.478	.909	2
Metzger, Brennan	.241	11	29	5	7	1	0	1	2	4	4	2	1	.389	.379	.768	0
Pagan, Angel	.143	2	7	1	1	0	0	0	0	1	2	0	0	.250	.143	.393	0
Pare, Matt	.189	13	37	4	7	1	0	1	7	5	11	0	0	.273	.297	.570	1
Perez, Juan	.192	6	26	2	5	2	0	0	3	1	4	0	0	.214	.269	.484	0
Polonius, John	.204	49	142	17	29	3	2	3	13	7	35	5	1	.248	.317	.565	4
Ragira, Brian	.251	110	391	44	98	23	1	10	58	33	108	0	2	.319	.391	.710	1
Rodriguez, Rafael	.293	22	82	7	24	6	0	0	12	5	20	0	1	.341	.366	.707	1
Ross, Ty	.244	82	271	19	66	15	0	3	26	24	65	0	0	.303	.332	.635	5
Slater, Austin	.292	60	250	25	73	15	1	3	34	10	44	4	3	.321	.396	.717	13
Sonabend, Adam	.1	0	0	0	0	0	0	0	0	0	0	0	0	.000	.000	.000	1
Stromsmoe, Skyler	.258	19	66	14	17	7	0	0	4	7	13	2	1	.347	.364	.710	1
Susac, Andrew	.286	4	14	1	4	1	0	1	3	1	4	0	0	.375	.571	.946	2
Turner, Ben	.267	50	180	25	48	6	0	2	20	12	26	0	0	.317	.333	.650	4
Villalona, Angel	.249	68	257	29	64	12	0	13	48	28	64	0	0	.334	.447	.782	9
Team Total	.256	140	4873	594	1246	267	24	91	546	371	1092	84	56	.315	.376	.691	143

SAN JOSE GIANTS - 2015 FINAL PITCHING STATISTICS

PITCHERS	W	L	ERA	G	GS	CG	SHO	SV	SVO	IP	H	R	ER	HR	HB	BB	SO	AVG
Agosta, Martin	5	9	4.25	26	16	0	0	0	0	106.0	111	54	50	15	4	26	125	.269
Beede, Tyler	2	2	2.24	9	9	0	0	0	0	52.1	51	22	13	2	1	9	37	.254
Black, Ray	2	1	2.88	20	5	0	0	0	0	25.0	13	10	8	2	0	25	51	.153
Cordier, Erik	0	0	0.00	3	2	0	0	0	0	3.0	0	0	0	0	0	1	7	.000
Dunning, Jake	0	0	2.25	2	2	0	0	0	0	12.0	11	6	3	1	0	0	12	.229
Fleet, Austin	1	0	0.00	1	0	0	0	0	0	3.0	1	0	0	0	0	2	3	.100
Forjet, Jason	7	4	2.67	23	14	0	0	0	0	94.1	87	30	28	6	6	18	86	.242
Gardeck, Ian	3	4	3.54	61	0	0	0	3	5	86.1	76	41	34	4	2	24	104	.234
Hanson, Tommy	1	1	2.12	4	4	0	0	0	0	17.0	11	4	4	2	1	6	20	.183
Hudson, Tim	0	0	0.00	1	1	0	0	0	0	2.2	1	0	0	0	0	0	2	.111
Johnson, Chase	8	3	2.43	20	18	0	0	0	0	111.0	95	36	30	5	4	34	111	.235
Johnson, Jordan	2	3	4.31	6	6	0	0	0	0	31.1	34	17	15	3	0	10	33	.272
Jones, Christian	6	2	3.50	37	3	0	0	1	2	72.0	72	35	28	4	4	21	75	.257
Leenhouts, Andrew	0	2	7.36	3	2	0	0	0	0	14.2	18	13	12	2	0	2	7	.300
Leverett, Jarret	1	1	5.79	3	1	0	0	0	0	4.2	5	3	3	1	0	2	2	.278
McVay, Mason	2	2	4.79	16	0	0	0	1	2	20.2	23	15	11	1	0	7	21	.267
Mella, Keury	5	3	3.31	16	16	0	0	0	0	81.2	66	38	30	5	8	26	83	.216
Peavy, Jake	0	0	0.00	1	1	0	0	0	0	3.1	1	0	0	0	0	1	4	.091
Polonius, John	0	1	4.50	2	0	0	0	0	0	2.0	3	1	1	0	0	0	0	.375
Reyes, Jose	5	6	5.86	15	14	0	0	0	0	78.1	86	51	51	11	2	18	55	.277
Rogers, Tyler	5	1	1.47	42	0	0	0	1	4	79.1	57	18	13	4	2	20	86	.202
Slania, Dan	4	5	3.53	59	0	0	0	16	22	71.1	70	35	28	7	1	15	90	.253
Smith, Jake	4	4	2.35	56	0	0	0	16	19	84.1	50	28	22	7	2	21	118	.172
Snelten, DJ.	0	5	4.84	8	8	0	0	0	0	35.1	42	25	19	4	2	15	31	.294
Sopch, Jeff	2	3	3.23	32	0	0	0	0	0	55.2	42	27	20	5	2	38	50	.207
Suarez, Andrew	1	0	1.80	3	3	0	0	0	0	15.0	13	3	3	2	0	2	16	.236
Turley, Nik	1	0	1.50	1	1	0	0	0	0	6.0	2	1	1	0	0	2	4	.100
Vander Tuig, Nick	3	0	2.73	8	5	0	0	0	0	33.0	29	10	10	1	2	6	17	.238
Ysla, Luis	3	6	6.21	33	9	0	0	0	0	79.2	109	60	55	9	3	41	95	.329
Team Total	72	68	3.46	140	140	0	15	38	54	1281.0	1179	583	492	103	46	392	1345	.243




Richmond Flying Squirrels



GREENJACKETS

Lake Olmstead Stadium
78 Milledge Road
Augusta, GA 30904
Phone: (706) 736-7889
Fax: (706) 736-1122
www.greenjacketsbaseball.com



ROJAS

2015 Augusta GreenJackets Field Staff

Manager..... Nestor Rojas
Pitching Coach..... Jerry Cram
Hitting Coach..... Doug Clark
Coach..... Hector Borg
Athletic Trainer..... Andrew Benning

2015 Augusta GreenJackets

South Atlantic League Standings (Overall)

Southern Division	W	L	PCT	GB
Savannah Sand Gnats	84	53	.613	-
Asheville Tourists	72	67	.518	13.0
Greenville Drive	72	68	.514	13.5
Augusta GreenJackets	65	73	.471	19.5
Charleston RiverDogs	66	74	.471	19.5
Lexington Legends	58	80	.420	26.5
Rome Braves	58	82	.414	27.5

2015 Playoffs

Did not appear

2015 Team Leaders

(***Minimum 300 TPA or 75 IP)

AVG:	Joneshwy Fargas (.278)***
HR:	Aramis Garcia (15)
RBI:	Johan Arendado (62)
RUNS:	Joneshwy Fargas (71)
HITS:	Johqn Arenado (138)
W:	Mark Reyes (9)
L:	Reyes Moronta (7)
SV:	Carlos Alvarado (15)
ERA:	Mark Reyes (2.13)***
IP:	Mark Reyes (139.0)

Team Information

Ballpark:..... Lake Olmstead Stadium (4,822)
Ballpark Opened:..... 1995
President:..... Jeff Eiseman
General Manager:..... Tom Denlinger
Director of Broadcasting:..... None
Marketing Manager:..... Caitlyn Smith

League:..... South Atlantic (A)
Division:..... Southern
First Year:..... 1988
Giants Affiliate Since:..... 2005
2015 Record (Place):..... 65-73 (4th)



FARGAS

SAN FRANCISCO GIANTS

AUGUSTA GREENJACKETS - 2015 FINAL BATTING STATISTICS

BATTERS	AVG	G	AB	R	H	2B	3B	HR	RBI	BB	SO	SB	CS	OBP	SLG	OPS	E
Arenado, Jonah	.264	134	523	57	138	25	1	9	62	24	94	1	1	.293	.367	.660	30
Cain, Andrew	.218	98	330	44	72	19	3	11	48	38	123	9	5	.305	.394	.699	8
Callaway, Will	.268	106	403	50	108	21	4	3	41	27	94	4	1	.313	.362	.676	20
Cole, Hunter	.275	10	40	4	11	6	0	0	5	5	12	2	1	.370	.425	.795	2
Compton, Chase	.212	25	85	8	18	3	0	1	5	8	23	0	0	.287	.282	.570	5
Davis, Dylan	.250	72	256	37	64	13	0	9	30	28	76	2	1	.322	.406	.728	5
Deacon, Jared	.218	40	110	10	24	1	1	0	8	18	18	1	0	.348	.245	.594	3
Ewing, Skyler	.231	128	467	51	108	26	6	2	42	56	108	2	3	.321	.325	.647	8
Fargas, Johneshwy	.278	102	410	71	114	19	2	2	35	28	65	59	19	.347	.349	.696	6
Fulmer, Ashford	.000	3	9	0	0	0	0	0	0	1	3	0	0	.100	.000	.100	0
Garcia, Aramis	.273	83	319	42	87	15	1	15	61	35	77	0	1	.350	.467	.817	6
Harrison, Seth	.253	22	87	11	22	3	3	0	6	6	18	6	4	.301	.356	.657	2
Jones, Chuckie	.240	44	150	18	36	12	0	4	21	17	33	1	1	.325	.400	.725	1
Jones, Ryan	.219	29	96	12	21	2	0	0	9	10	6	0	0	.303	.240	.542	4
Metzger, Brennan	.167	14	36	7	6	1	1	0	5	8	5	2	0	.375	.250	.625	0
Moss, Brad	.500	1	2	0	1	0	0	0	0	0	1	0	0	.500	.500	1.000	0
Neff, Steven	.148	9	27	1	4	0	0	0	0	4	12	0	0	.258	.148	.406	0
Ortiz, Randy	.179	31	95	12	17	2	2	0	9	7	30	10	5	.236	.242	.478	1
Pare, Matt	.225	45	138	12	31	11	0	2	13	17	37	0	1	.335	.348	.683	1
Paulino, Cristian	.299	45	167	28	50	13	3	3	24	13	39	19	5	.371	.467	.838	4
Potter, Evan	.071	18	56	1	4	0	0	0	1	4	14	0	0	.133	.071	.205	5
Relaford, Travious	.237	87	312	37	74	10	2	1	36	34	43	1	0	.313	.292	.604	23
Riley, John	.207	39	135	13	28	5	3	1	9	15	54	0	0	.301	.311	.612	1
Rodriguez, Richard	.330	26	97	4	32	3	1	0	5	2	17	0	1	.343	.381	.725	7
Sy, Jeremy	.247	67	231	33	57	9	4	4	29	32	67	12	3	.346	.372	.718	19
Winn, Matt	.275	20	69	9	19	7	0	1	10	5	18	0	0	.325	.420	.745	2
Team Total	.246	139	4650	572	1146	226	37	68	514	442	1087	131	52	.319	.355	.674	181

AUGUSTA GREENJACKETS - 2015 FINAL PITCHING STATISTICS

PITCHERS	W	L	ERA	G	GS	CG	SHO	SV	SVO	IP	H	R	ER	HR	HB	BB	SO	AVG
Alvarado, Carlos	2	1	3.75	23	0	0	0	11	15	24.0	30	16	10	3	12	26	.297	
Coonrod, Samuel	7	5	3.14	23	22	0	0	0	0	111.2	103	49	39	3	34	114	.243	
Cyr, Tyler	2	1	5.60	12	0	0	0	0	0	17.2	16	14	11	0	18	20	.242	
Del Orbe, Ramon	0	2	4.91	14	0	0	0	1	3	29.1	30	20	16	1	12	27	.268	
Diaz, Carlos	4	3	1.63	40	0	0	0	5	9	55.1	41	17	10	2	17	75	.206	
Encinosa, E.J.	0	2	7.54	13	0	0	0	1	4	22.2	25	21	19	1	11	18	.287	
Gage, Matt	4	4	4.07	15	15	0	0	0	0	77.1	87	43	35	3	13	71	.290	
Gonzalez, Nicholas	1	3	6.14	8	8	0	0	0	0	36.2	47	31	25	7	8	29	.297	
Johnson, Chris	1	5	5.32	14	14	0	0	0	0	67.2	95	46	40	3	14	48	.331	
Kaden, Connor	2	4	3.81	21	1	0	0	1	2	49.2	41	26	21	1	23	37	.218	
Knight, Dusten	7	3	2.69	38	1	0	0	3	8	73.2	58	26	22	1	24	86	.212	
Martinez, Rodolfo	1	2	2.54	35	0	0	0	0	0	46.0	41	16	13	1	14	44	.232	
McCasland, Jake	1	2	5.40	23	1	0	0	0	1	50.0	61	35	30	5	19	44	.302	
Montero, Raymundo	3	6	3.22	41	0	0	0	8	10	64.1	60	26	23	2	16	83	.247	
Moronta, Reyes	1	7	5.73	42	0	0	0	12	14	48.2	56	32	31	1	23	64	.281	
Paulino, Cristian	0	0	0.00	1	0	0	0	0	0	1.0	0	0	0	0	2	1	.000	
Reyes, Jose	4	1	1.36	8	8	0	0	0	0	46.1	35	9	7	1	11	45	.207	
Reyes, Mark	9	6	2.13	23	23	0	0	0	0	139.2	115	47	33	1	36	89	.222	
Sanchez, Eury	1	2	3.20	11	0	0	0	0	1	19.2	13	8	7	1	9	23	.197	
Santiago, Nathanael	2	1	4.30	9	5	0	0	0	0	29.1	23	16	14	1	12	34	.213	
Santos, Michael	0	2	3.44	9	9	0	0	0	0	36.2	38	17	14	2	10	23	.273	
Snelten, D.J.	5	6	2.86	15	15	1	1	0	0	85.0	84	29	27	3	19	95	.261	
Young, Patrick	8	5	3.39	17	17	1	0	0	0	82.1	92	47	31	3	34	64	.280	
Team Total	65	73	3.54	139	139	2	10	42	67	1214.2	1191	591	478	46	391	1160	.255	



Richmond Flying Squirrels



VOLCANOES

Volcanoes Stadium
6700 Field of Dreams Way
Keizer, OR 97307
Phone: (503) 390-2225
Fax: (503) 390-2227
www.volcanoesbaseball.com



Organization

2016 Flying Squirrels

2015: In Review

History & Records

Eastern League

SF Giants

General Info

HAINES



2015 Salem-Keizer Volcanoes Field Staff

Manager..... Kyle Haines
Pitching Coach..... Matt Yourkin
Hitting Coach..... Ricky Ward
Athletic Trainer..... Yo Wantanabe

2014 Salem-Keizer Volcanoes

Northwest League Standings (Overall)

West Division	W	L	PCT	GB
Hillsboro Hops	45	31	.592	-
Salem-Keizer Volcanoes	39	37	.513	6.0
Eugene Emeralds	38	38	.500	7.0
Boise Hawks	30	46	.395	15.0

2015 Playoffs

Lost to Hillsboro 1st round

2015 Team Leaders

(***Minimum 180 TPA or 45 IP)

AVG:	Miguel Gomez (.319)***
HR:	Christopher Shaw (12)
RBI:	Christopher Shaw (30)
RUNS:	Ronnie Jebavy (44)
HITS:	Miguel Gomez (88)
W:	Andrew Leenhouts (7)
L:	Andrew Leenhouts (4)
SV:	Ryan Halstead (8)
ERA:	Andrew Leenhouts (2.37)***
IP:	Andrew Leenhouts (76.0)

Team Information

Ballpark:.....Volcanoes Stadium "The Crater" (4,252)
Ballpark Opened:..... 1997
President & General Manager:..... Jerry Walker
Co-Owner:..... Bill Tucker
President, Business Operations:..... Tom Leip
Director of Broadcasting:..... Bill Harrington

League:..... Northwest (A-)
Division:..... West
First Year:..... 1997
Giants Affiliate Since:..... 1997
2015 Record (Place):..... 39-37 (2nd)



LEENHOUTS

SAN FRANCISCO GIANTS

SALEM-KEIZER VOLCANOES - 2015 FINAL BATTING STATISTICS

BATTERS	AVG	G	AB	R	H	2B	3B	HR	RBI	BB	IBB	SO	SB	CS	OBP	SLG	OPS	E
Amion, Richard	.229	57	201	35	46	10	2	0	14	24	0	42	7	4	.318	.299	.616	10
Brown, Tyler	.000	1	2	0	0	0	0	0	0	0	0	1	0	0	.000	.000	.000	0
Compton, Chase	.308	14	52	12	16	5	1	1	4	7	0	5	1	0	.400	.500	.900	3
Dobson, Dillon	.182	6	22	0	4	0	1	0	1	1	0	4	0	0	.217	.273	.490	2
Duggar, Steven	.293	58	229	40	67	12	1	1	27	35	0	52	6	3	.390	.367	.756	4
Fulmer, Ashford	.111	5	9	4	1	0	0	0	1	3	0	2	0	0	.429	.111	.540	0
Gomez, Miguel	.319	66	276	30	88	14	1	6	52	5	0	24	0	1	.331	.442	.773	17
Hinojosa, C.J.	.296	48	189	24	56	18	1	5	19	8	0	15	2	3	.328	.481	.810	14
Jebavy, Ronnie	.263	63	270	44	71	10	4	8	30	9	0	55	23	4	.303	.419	.722	3
Lichtenthaler, Christian	.245	33	94	11	23	1	0	0	4	6	0	15	0	1	.287	.255	.542	5
McCall, Shilo	.200	36	120	11	24	6	2	5	17	12	0	43	1	0	.283	.408	.691	4
Metzger, Brennan	.217	6	23	4	5	1	0	0	0	6	0	5	2	0	.379	.261	.640	0
Moss, Brad	.211	21	57	6	12	2	1	0	7	7	0	14	0	0	.303	.281	.584	2
Murray, Byron	.087	6	23	1	2	0	1	0	0	1	0	7	1	0	.125	.174	.299	0
Neff, Steven	.133	5	15	1	2	0	0	0	1	3	0	7	0	0	.278	.133	.411	0
Nelson, Mark	.164	21	61	9	10	0	0	1	5	14	1	17	0	0	.316	.213	.529	1
Pena, Julio	.234	39	137	18	32	3	2	6	21	6	0	58	1	1	.274	.416	.690	1
Price, Scott	.276	18	58	5	16	3	0	1	5	2	0	8	1	0	.311	.379	.691	0
Pujadas, Fernando	.275	49	171	18	47	10	0	3	26	11	0	40	0	0	.330	.386	.716	7
Riley, John	.246	55	191	21	47	8	1	5	20	33	0	65	2	0	.364	.377	.741	7
Rivera, Kevin	.188	4	16	1	3	0	0	0	1	1	0	2	0	0	.235	.188	.423	2
Rodriguez, Richard	.152	10	33	2	5	1	0	0	2	1	0	6	0	2	.176	.182	.358	2
Shaw, Christopher	.287	46	178	22	51	11	0	12	30	19	0	41	0	0	.360	.551	.911	8
izcaino, Jose	.288	48	184	31	53	11	1	6	23	15	1	34	5	1	.351	.457	.808	14
Team Total	.261	76	2611	350	681	126	19	60	310	229	2	562	52	20	.327	.393	.720	117

SALEM-KEIZER VOLCANOES - 2015 FINAL PITCHING STATISTICS

PITCHERS	W	L	ERA	G	GS	CG	SHO	SV	SVO	IP	H	R	ER	HR	HB	BB	SO	AVG
Connolly, Michael	4	3	3.66	13	13	0	0	0	0	71.1	75	31	29	0	3	16	58	.275
Del Orbe, Ramon	0	0	18.90	3	0	0	0	0	0	3.1	8	7	7	0	0	3	2	.444
Encinosa, E.J.	2	2	5.02	23	0	0	0	1	4	28.2	37	22	16	2	5	14	31	.308
Gonzalez, Nicholas	0	2	8.10	6	6	0	0	0	0	20.0	32	18	18	1	1	7	23	.352
Halstead, Ryan	1	2	2.33	23	0	0	0	8	10	27.0	18	9	7	5	3	4	32	.182
Hernandez, Rayan	2	0	6.46	14	0	0	0	0	0	23.2	22	19	17	3	2	11	17	.250
Johnson, Jordan	0	1	3.86	1	1	0	0	0	0	4.2	5	2	2	0	0	0	6	.263
Leenhouts, Andrew	7	4	2.37	14	14	1	0	0	0	76.0	75	29	20	5	2	21	54	.254
Leverett, Jarret	0	3	4.08	22	0	0	0	0	0	28.2	36	15	13	2	2	11	19	.316
Marshall, Mac	0	0	6.59	5	2	0	0	1	1	13.2	18	13	10	1	1	10	18	.316
Mazza, Domenic	0	0	0.00	2	0	0	0	0	0	4.1	1	0	0	0	0	0	4	.071
Owen, David	3	2	2.49	13	0	0	0	0	2	21.2	23	11	6	3	1	6	16	.271
Paniagua, Armando	1	2	6.65	17	0	0	0	0	1	23.0	20	23	17	0	5	20	230	.230
Pino, Luis	4	1	1.43	11	5	0	0	0	0	44.0	41	19	7	2	2	14	20	.234
Riggs, Nolan	4	3	3.23	15	10	0	0	0	0	61.1	56	33	22	4	1	22	49	.246
Santiago, Nathanael	1	2	3.07	16	3	0	0	0	0	41.0	40	17	14	2	2	13	41	.245
Sim, Eric	1	1	2.53	26	0	0	0	1	2	32.0	24	10	9	1	5	17	32	.211
Singer, Kirk	0	0	5.40	2	0	0	0	0	0	3.1	2	2	2	0	2	3	2	.167
Slotton, Heath	0	0	0.00	2	0	0	0	0	0	2.0	1	0	0	0	0	0	1	.143
Smith, Caleb	3	2	3.51	20	0	0	0	7	9	25.2	20	14	10	1	1	12	42	.215
Suarez, Andrew	1	0	1.40	5	5	0	0	0	0	19.1	17	4	3	2	0	2	15	.236
Taylor, Cory	2	0	2.45	18	0	0	0	1	2	33.0	36	11	9	1	2	12	50	.286
Watson, Grant	0	1	4.50	3	3	0	0	0	0	10.0	14	5	5	0	0	5	10	.341
Webb, Logan	3	6	4.92	14	14	0	0	0	0	60.1	76	36	33	2	2	16	40	.315
Team Total	39	37	3.66	76	76	1	5	19	31	678.0	697	350	276	37	42	239	602	.265



AZL GIANTS

Giants Baseball Complex
8045 E. Camelback Road
Scottsdale, AZ 85251
Phone: (480) 990-0052
Fax: (480) 990-2349



COTTO



2015 AZL Giants Field Staff

Pitching Coach Henry Cotto (2015)
Pitching Coach TBD
Pitching Coach TBD
Hitting Coach..... TBD

2015 AZL Giants

Arizona League Standings (Overall)

East Division	W	L	PCT	GB
AZL Cubs	31	22	.585	-
AZL Giants	31	25	.554	1.5
AZL D-backs	25	30	.455	7.0
AZL Angels	23	30	.434	8.0
AZL Athletics	24	32	.428	8.5

2015 Playoffs

Did not appear

2014 Team Leaders

(***Minimum 180 TPA or 45 IP)

AVG: Dillon Dobson (.297)***
HR: Dobson & Murray (3)
RBI: Dillon Dobson (31)
RUNS: Byron Murray (28)
HITS: Dillon Dobson (60)

W: Jose Morel (5)
L: Nicholas Gonzalez (4)
SV: Heath Slatton (8)
ERA: Nicholas Gonzalez (2.57)***
IP: Nicholas Gonzalez (49.0)

Team Information

Ballpark:.....Giants Baseball Complex on Camelback
Ballpark Opened:.....N/A
Ownership:.....San Francisco Giants

League:..... Arizona League (R)
Division:.....East
2015 Record (Place).....31-25 (1st)



CONGONZALEZ

GENERAL INFORMATION

AZL GIANTS - 2015 FINAL BATTING STATISTICS

BATTERS	AVG	G	AB	R	H	2B	3B	HR	RBI	BB	IBB	SO	SB	CS	OBP	SLG	OPS	E
Angomas, Jean	.261	32	111	13	29	2	2	1	7	9	1	12	1	1	.317	.342	.659	0
Beltre, Kelvin	.239	14	46	5	11	2	0	1	3	8	0	17	3	2	.375	.348	.723	4
Bowers, Zachary	.165	25	79	8	13	7	1	0	8	11	0	29	1	0	.302	.278	.581	2
Brickhouse, Cody	.208	17	53	8	11	2	0	0	10	13	0	15	0	0	.358	.245	.603	5
Brown, Tyler	.356	28	87	12	31	9	2	1	11	7	0	17	3	5	.422	.540	.962	3
Cabrera, Everth	.333	2	3	3	1	0	0	0	1	3	0	1	0	1	.667	.333	1.000	0
Cabrera, Gustavo	.286	2	7	0	2	0	1	0	0	1	0	2	0	0	.375	.571	.946	2
Cartagena, Carlos	.000	1	3	0	0	0	0	0	0	0	0	0	0	0	.000	.000	.000	0
Case, Bryan	.188	4	16	1	3	0	0	0	1	0	0	5	0	0	.188	.188	.375	2
*Dobson, Dillon	.297	51	202	25	60	15	6	3	31	15	1	45	2	1	.347	.475	.822	3
Edie, Mikey	.290	39	138	15	40	4	0	0	18	10	0	30	10	1	.369	.319	.688	2
Edwards, Roger	.185	30	92	12	17	1	0	0	3	14	0	23	6	3	.299	.196	.495	3
Escalante, Geno	.667	4	9	5	6	3	0	0	3	1	0	3	0	0	.769	1.000	1.769	0
Fulmer, Ashford	.235	35	102	13	24	1	2	0	10	12	0	29	8	2	.344	.284	.629	5
Hicks, Brandon	.125	3	8	1	1	0	0	0	0	1	0	3	0	0	.222	.125	.347	0
Javier, Nathanael	.183	33	120	6	22	4	0	1	7	2	0	28	1	1	.202	.242	.443	12
*Jones, Nick	.105	5	19	0	2	0	0	0	0	3	0	9	0	0	.227	.105	.333	0
Kobernus, Jeff	.133	4	15	2	2	0	0	0	2	3	0	5	0	0	.278	.133	.411	0
*Leslie, Ben	.158	3	6	1	2	0	0	0	0	2	0	2	0	0	.500	.333	.833	0
Melendez, Rene	.158	19	57	4	9	2	0	0	2	5	0	21	1	0	.234	.193	.427	2
Miller, Blake	.167	5	12	3	2	1	0	0	3	4	0	5	1	0	.389	.250	.639	0
Miller, Jalen	.218	44	174	28	38	5	1	0	13	17	0	42	11	2	.292	.259	.551	10
Murray, Byron	.272	47	180	32	49	19	3	3	28	9	0	38	8	3	.315	.461	.776	2
*Nelson, Mark	.000	4	13	0	0	0	0	0	1	0	0	4	0	0	.000	.000	.000	0
*Pagan, Angel	.500	1	2	0	1	0	0	0	0	0	1	0	0	0	.500	.500	1.000	0
*Parra, Nicol	.250	1	4	1	1	1	0	0	1	0	0	1	0	0	.250	.500	.750	0
Potter, Evan	.333	11	27	4	9	4	0	0	3	0	0	8	0	0	.333	.481	.815	2
*Price, Scott	.333	3	9	2	3	1	0	0	1	3	0	1	0	0	.538	.444	.983	0
*Rivas, Kleiber	.273	12	33	4	9	1	0	1	4	4	0	4	0	0	.359	.394	.753	1
*Rivera, Kevin	.292	26	89	15	26	7	1	0	3	4	0	18	0	1	.330	.393	.723	5
Santiago, Hector	.048	7	21	0	1	0	0	0	0	2	0	14	0	0	.130	.048	.178	8
Weist, Mark	.224	22	67	9	15	5	1	1	11	5	1	13	1	0	.274	.373	.647	6
Winn, Matt	.143	16	56	4	8	1	0	1	7	6	0	18	2	0	.219	.214	.433	1
Team Total	.241	56	1860	236	448	97	20	13	192	174	3	463	59	23	.317	.335	.652	92

AZL GIANTS - 2015 FINAL PITCHING STATISTICS

PITCHERS	W	L	ERA	G	GS	CG	SHO	SV	SVO	IP	H	R	ER	HR	HB	BB	SO	AVG
Agosta, Martin	1	0	4.5	4	4	0	0	0	0	14.0	16	8	7	0	0	2	19	.286
Beede, Tyler	0	1	3.12	4	4	0	0	0	0	8.2	8	4	3	0	0	4	11	.242
Blackburn, Clayton	0	1	3.6	2	2	0	0	0	0	5.0	4	2	2	0	1	0	9	.222
Bochy, Brett	1	0	0	2	0	0	0	0	0	2.0	0	0	0	0	0	0	1	.000
Boggs, Mitchell	1	0	0	2	0	0	0	0	0	2.0	2	0	0	0	1	2	1	.286
Broadway, Mike	0	0	1.5	5	0	0	0	0	0	6.0	8	1	1	1	1	6	333	
Brody, Greg	1	1	0.63	14	0	0	0	2	4	14.1	12	6	1	0	0	3	27	.211
Brooks, Dylan	2	1	3.18	18	1	0	0	0	0	34.0	33	14	12	1	3	15	45	.258
Connolly, Michael	2	1	2.7	11	0	0	0	0	0	16.2	8	5	5	2	0	5	14	.148
Coonrod, Samuel	1	0	3.9	15	5	0	0	0	1	27.2	32	14	12	0	1	6	25	.291
Farley, Brandon	1	1	0.64	13	0	0	0	4	4	14.0	11	2	1	0	0	3	17	.224
Gage, Matt	2	0	1.89	13	6	0	0	0	0	33.1	27	8	7	1	0	8	32	.225
Hernandez, Rayan	0	3	1.53	21	0	0	0	0	1	29.1	21	6	5	0	0	9	25	.202
Hughes, Garrett	1	0	2.84	11	0	0	0	0	0	12.2	14	6	4	0	0	10	11	.298
Johnson, Jordan	0	0	0	3	0	0	0	0	0	2.2	0	0	0	0	0	2	3	.000
Jones, Nick	2	0	6.61	19	0	0	0	1	2	16.1	26	16	12	0	2	12	110	.356
Kaden, Connor	1	0	2.79	9	0	0	0	1	1	9.2	11	4	3	0	0	4	160	.282
Loux, Shane	0	0	2.45	7	0	0	0	0	0	7.1	7	2	2	0	0	0	0	.926
Martinez, Rodolfo	1	5	8.78	15	7	0	0	0	0	27.2	45	32	27	1	1	16	350	.375
Melo, Kendry	1	2	9.5	8	3	0	0	0	0	18.0	21	24	19	2	2	21	190	.296
*Moronta, Reyes	0	1	4.66	20	0	0	0	5	7	19.1	16	12	10	1	2	11	300	.222
Pino, Luis	2	0	6.07	16	1	0	0	0	1	29.2	38	21	20	3	1	11	240	.317
Reyes, Mark	1	1	3	5	3	0	0	0	0	12.0	13	8	4	0	0	3	140	.277
Riggs, Nolan	0	0	5.4	5	2	0	0	0	0	10.0	8	7	6	0	2	6	140	.211
Rosario, Sandy	0	0	4.26	3	0	0	0	0	0	6.1	7	3	3	1	0	0	8	.280
Sabo, Nick	1	0	6.75	3	0	0	0	0	1	2.2	3	2	2	0	0	2	1	.300
Santos, Michael	4	3	2.56	12	12	0	0	0	0	59.2	59	26	17	3	4	13	500	.259
Smith, Caleb	1	0	4.35	13	0	0	0	0	0	10.1	5	6	5	0	0	13	120	.139
Vander Tuig, Nick	2	0	0.95	5	5	0	0	0	0	19.0	15	3	2	0	0	4	180	.217
Webb, Logan	0	0	2.25	3	1	0	0	0	0	4.0	3	2	1	0	0	3	5	.200
Woods, Stetson	5	1	2.25	10	0	0	0	0	0	16.0	11	4	4	0	2	4	20	.190
Yanez, Cesar	0	0	15.53	16	0	0	0	0	1	13.1	27	27	23	2	4	23	140	.409
Team Total	34	22	3.93	56	56	0	3	13	23	503.2	511	275	220	18	26	216	5460	.264



Richmond Flying Squirrels

RICHMOND FLYING SQUIRRELS

2015 MEDIA GUIDE



GENERAL INFO




Proud Double-A Affiliate of the 2010, 2012 & 2014
World Champion San Francisco Giants



GENERAL INFORMATION

THE DIAMOND - STADIUM FACTS

The Diamond serves as the home venue for Flying Squirrels baseball as they represent the San Francisco Giants in the Eastern League of Professional Baseball Clubs. The facility was previously the home of the Richmond Braves (Triple-A - International League) from 1985-2008. Following the 2008 season, the Richmond Braves relocated to Gwinnett, GA, becoming the Gwinnett Braves beginning in the 2009 season. Although Virginia Commonwealth University (VCU) continued to play their home games at The Diamond during the 2009 season, the ballpark was void of professional baseball for the first time since its construction. The ballpark continues to be operated by the Richmond Metropolitan Authority (RMA). Upon their inception, the Flying Squirrels and the RMA signed a two-year lease agreement (2010-2011) with three club option years. Prior to the 2010 season, The Flying Squirrels committed more than two million dollars to renovate The Diamond. Included in those renovations was the replacement of aluminum-bleachers in the lower bowl of the ballpark with 3,164 state-of-the-art fold-down seats (pictured below). The top 11 rows of the upper bowl were also eliminated to create room for banner signage that allows the overall look of the park to become more cohesive and lowers capacity to a more intimate 9,560. The Flying Squirrels continued to enhance and refurbish their home park prior to the 2011 season, investing another \$250,000 into the park. Included in the upgrades were; converting the existing line-scoreboard to an LED display (Time Technologies), construction of a Speed of Pitch display in right-center field (Daktronics), converting existing clock in right field to an LED display, creation of party decks behind home plate and the "Cupid Section" down the right-field line, and the refurbishing of the "batter's eye" in center field. Although they continue to strive towards building a new facility, the Squirrels recognized the need to replace the playing surface at The Diamond to create a suitable competitive environment for Giants's and Eastern League prospects. To that aim, \$100,000 was invested in installing a new drainage system and infield surface prior to the 2013 season.



At the center of a more than two-million dollar renovation of The Diamond, was the installation of 3,164 state-of-the-art fold-down seats that replaced aluminum-bench style seating in the lower-bowl that had been in place since the ballpark opened in 1985. The project to replace the entire lower-bowl of seats began in November, 2009 and was completed in February, 2010.

The Diamond - 2010 Renovations

- Installation of Fold-Down Seating in Lower Bowl
- Installation of New Daktronics Video Board
- Construction of Squirrels Nest Merchandise Store
- Installation of Climate-Controlled Indoor Batting Tunnel
- Overhaul of Concession Kitchens and Stands
- Creation of New Picnic Zone (3rd Base Side)
- Creation of New Kid's Zone (1st Base Side)
- Removal of Upper-Level Seating
- Creation of Banner Signage in Upper-Level
- Renovation of Home Team Clubhouse
- Renovation of Visiting Team Clubhouse
- Construction of Team Weight Facility
- Removal of Matrix Boards
- Removal of Animation Board
- Complete Renovation of Team Front Offices
- Restructuring of Ballpark Audio System
- Addition of Concourse Level Speaker System
- Complete Renovation of all 15 Stadium Suites
- Refurbishing of Press Box

The Diamond - 2011 Renovations

- Refurbishing of Line Scoreboard
- Conversion of Line Scoreboard to LED Display
- Conversion of Existing Clock to LED Display
- Installation of Speed-of-Pitch Display
- Creation of Upper-Level Party Decks
- Creation of Cupid Section (1st Base Side)
- Rebranding of Squirrels Nest Presented by Nike Team
- Installation of New "Batter's Eye"
- Installation of New Field Irrigation System
- Creation of New Video Board Protective Netting

The Diamond - 2012 Renovations

Starting on November 15, 2012, King Construction started excavation of a \$100,000 field renovation. Nine inches of soil was excavated on the infield grass and foul territories totaling 25,000 square feet. Flat panel drainage was installed under three inches of gravel and six inches of sand root zone - both gravel and sand were laser-graded to specific measurements with precision equipment. New sod was laid on December 5th and the project was completed on December 8th.



Richmond Flying Squirrels



THE DIAMOND - STADIUM FACTS



Before the start of 2015, Installation of new individual seats in the upper level replaced the silver reserve bench style seating.

The New seating level is called the "Terrace Level".

A new stage was also constructed over the top of the front steps and the old stage was removed to create improved traffic flow.

Additional food carts and vendors on main concourse were also added and a New party deck at the end of the upper deck on the 3rd base line was created.

The Diamond - Facts & Figures

CAPACITY

Overall Capacity.....	9,560
Diamond Club Capacity.....	3,164
Silver Level Capacity.....	2,218
Gold Level Capacity.....	3,956
Suites Capacity.....	180
Handicapped Accessible Capacity.....	42

DIMENSIONS

Left Field.....	330 Feet
Center Field.....	402 Feet
Right Field.....	330 Feet
Playing Surface.....	Natural Grass
Fence Height.....	10 Feet
Bullpens.....	Out of Play

HISTORY

First Game.....	April 17, 1985
First Flying Squirrels' Game.....	April 15, 2010
Original Capacity.....	12,134

AESTHETICS

Video Board.....	Daktronics (2010)
Scoreboard.....	Time Technologies (2011)
Speed of Pitch.....	Daktronics (2011)





MEDICAL GLOSSARY

Abscess: an infection, which produces pus; can be result of blister, callus, penetrating wound or laceration.

Anterior Cruciate Ligament (ACL): a primary stabilizing ligament within the center of the knee joint that prevents hyperextension and excessive rotation of the joint. A complete tear of the ACL necessitating reconstruction could require up to 12 months of rehabilitation.

Anti-Inflammatory: any agent, which prevents inflammation, such as aspirin or ibuprofen.

Arteriogram: a film demonstrating arteries after injection of dye.

Arthrogram: x-ray technique for joints using air and/or dye injected into the affected area; useful in diagnosing meniscus tears of the knee and rotator cuff.

Arthroscope: an instrument used to visualize the interior of a joint cavity.

Arthroscopy: a surgical examination of the internal structures of a joint by means of viewing through an Arthroscope. An arthroscopic procedure can be used to remove or repair damaged tissue or as a diagnostic procedure in order to inspect the extent of any damage or confirm a diagnosis.

Atrophy: to shrivel or shrink from disuse, as in muscular atrophy.

Baker's Cyst: localized swelling of a bursa sac in the posterior knee as a result of fluid that has escaped from the knee capsule. A Baker's cyst indicates that there is trauma inside the knee joint that leads to excessive fluid production.

Bone Scan: an imaging procedure in which a radioactive-labeled substance is injected into the body to determine the status of a bone injury. If the bone at the injury site takes up the radioactive substance, the injury will show a "hot spot" on the scan image. The bone scan is particularly useful in the diagnosis of stress fractures.

Bursa: a fluid-filled sac that is located in areas where friction is likely to occur; then minimizes the friction; for example between a tendon and a bone.

Capsule: an enclosing structure, which surrounds the joint and contains ligaments, which stabilize that joint.

CAT Scan: use of a computer to produce a cross sectional view of the anatomical part being investigated from x-ray data.

Cellulitis: inflammation of cellular of connective tissue

Cervical Vertebrae: group of seven vertebrae located in the neck.

Collateral Ligament: on either side of and acting as a guide of movement, a hinge joint, as of the elbow, knee and wrist.

Concussion: jarring injury of the brain resulting in dysfunction. It can be graded as mild, moderate or severe depending on loss of consciousness, amnesia and loss of equilibrium.

Contusion: an injury to a muscle and tissues caused by a blow from a blunt object

Degenerative Joint Disease: changes in the joint surfaces as a result of repetitive trauma.

Deltoid Ligament: ligament that connects the tibia to bones of the medial aspect of the foot and is primarily responsible for stability of the ankle on the medial side. Is sprained less frequently than other ankle ligaments.

Deltoid Muscle: muscles at the top of the arm, just below the shoulder; responsible for shoulder motions to the front, side and back.

Disc, Intervertebral: a flat, rounded plate between each of vertebrae of the spine. The disc consists of a

thick fiber ring, which surrounds a soft-gel like interior. It functions as a cushion and shock absorber for the spinal column.

Dislocation: complete displacement of joint surfaces

Eccymosis: bleeding into the surface tissue below the skin, resulting in a "black and blue" effect.

Effusion: accumulation of fluid in various spaces in the body. Commonly, the knee has an effusion after an injury.

Electromyogram (EMG): test to determine nerve function

Epicondylitis: inflammation in the elbow due to overuse

Fracture: breach in continuity of bone. Types of fractures include simple, compound, comminuted, greenstick, incomplete, impacted, longitudinal, oblique, stress or transverse.

Grade One Injury: a mild injury in which ligament, tendon, or other musculoskeletal tissue may have been stretched or confused, but not torn or otherwise disrupted.

Grade Two Injury: a moderate injury in which musculoskeletal tissue has been partially, but not totally torn which causes appreciable limitation in function of the injured tissue.

Grade Three Injury: a severe injury in which tissue has been significantly, and in some cases totally, torn or otherwise disrupted causing a virtual total loss of function.

Hematoma: tumor-like mass produced by an accumulation of coagulated blood in a cavity.

Inflammation: the body's natural response to injury in which the injury site might display various degrees of pain, swelling, heat, redness and/or loss of function.

Labrum: an edge, rim or lip-shaped structure found in the shoulder joint.

Ligament: band of fibrous tissue that connects bone to bone or bone to cartilage and supports and strengthens joints.

Magnetic Resonance Imaging (MRI): imaging procedure in which a radio frequency pulse causes certain electrical elements of the injured tissue to react to this pulse and through this process a computer display and permanent film establish a visual image. MRI does not require radiation and is very useful in the diagnosis of soft tissue, disc and meniscus injuries.

Meniscus: crescent shaped cartilage, usually pertaining to the knee joint; also known as "cartilage." There are two menisci in the knee, medial and lateral. These work to absorb weight within the knee and provide stability.

Metacarpals: five long bones of the hand running from the wrist to the fingers.

Metatarsals: five long bones of the foot, running from the ankle to the toes.

Patella Tendinitis: inflammation of the patellar ligament; also known as "jumpers knee."

Patellofemoral Joint: articulation of the kneecap and femur. Inflammation of this joint can occur through: 1) acute injury to the patella, 2) overuse from excessive running particularly if there is an associated knee weakness, 3) chronic wear and tear of the knee, 4) as a result of poor foot mechanics. Patellofemoral irritation can lead to hondromalacia, which in its most chronic condition, could require surgery.

Plica: fold of tissue in the joint capsule and a common result of knee injury.

Posterior Cruciate Ligament (PCL): a primary stabilizing ligament of the knee that provides significant

stability and prevents displacement of the tibia backward within the knee joint. A complete tear of this ligament necessitating reconstruction could require up to 12 months of rehabilitation.

Reconstruction: surgical rebuilding of a joint using natural, artificial or transplanted materials.

Rotator Cuff: comprised of four muscles in the shoulder area that can be irritated by overuse. The muscles are the supraspinatus (most commonly injured), infraspinatus, teres minor and subscapularis.

Rotator Cuff Impingement Syndrome: a microtrauma or overuse injury caused by stress, and the four stages are: 1) tendinitis with temporary thickening of the bursa and rotator cuff; 2) fiber dissociation in the tendon with permanent thickening of the bursa and scar formation; 3) a partial rotator cuff tear of less than one cm and 4) a complete tear of one cm or more.

Scapula: shoulder blade.

Sciatica: irritation of the sciatic nerve resulting in pain or tingling running down the inside of the leg.

Sciatic Nerve: major nerve that carries impulses for muscular action and sensations between the low back and thigh and lower leg; it is the longest nerve in the body.

Shin Splint: a catch-all syndrome describing pain in the shin that is not a fracture or tumor and cannot be defined otherwise.

Spondylolisthesis: forward displacement of one vertebrae over another below it due to a developmental defect in the vertebrae.

Sprain: injury resulting from a stretch or twist of the joint and causes various degrees of stretch or tear to the muscle or tendon tissue.

Strain: injury resulting from a pull or torsion to the muscle or tendon that causes various degrees of stretch or tear to the muscle or tendon tissue.

Stress Fracture: a hair-line type break in a bone caused by overuse.

Stress x-ray: a continual x-ray taken when a portion of the body is stressed to its maximum in order to determine joint stability. This is a test utilized in some ankle injuries.

Subluxation: partial dislocation of a joint. The term usually implies that the joint can return to its normal position without formal reduction.

Tarsals: a group of seven bones of the foot consisting of the calcaneus, talus, cuboid and three cuneiform bones.

Tendinitis: inflammation of the tendon and/or tendon sheath, caused by chronic overuse or sudden injury.

Tendon: tissue that connects muscle to bone.

Tomograph: a special type of x-ray apparatus that demonstrates an organ or tissue at a particular depth.

Transverse Process: small lateral projection off the right and left side of each vertebra that functions as an attachment site for muscles and ligaments of the spine.

Triangular Cartilage: a connective tissue characterized by its nonvascularity and firm consistency; located on the little finger side of the wrist.

Ulnar Nerve: nerve in the elbow commonly irritated by excessive throwing.

Wrist: the junction between the two forearm bones (radius and ulna) and the eight wrist bones (trapezium, capitate, hamate, pisiform, triquetrum, lunate and scaphoid).

GENERAL INFORMATION

FLYING SQUIRRELS MEDIA POLICIES

SEASON CREDENTIALS: Season credentials for the 2015 season will only be issued to legitimate news gathering organizations that cover the Flying Squirrels on a daily basis. The Flying Squirrels will contact media outlets on an individual basis regarding season-long credentials. Other media organizations that would like to request a season credential can do so by sending that request on company letterhead via fax (804-359-1373) or as an email attachment to Jay Burnham at jay.burnham@squirrelsbaseball.com.

DAILY CREDENTIALS: Daily credentials will be issued to those individuals or organizations who do not qualify for season credentials, including freelance writers and weekly and monthly publications. Daily credentials will also be issued to radio and TV stations when the need arises for extra pre/post-game personnel and to newspaper reporters providing extra coverage. The Flying Squirrels Media Relations Department should be notified at least 24 hours in advance of the game in which daily credentials are being requested. Requests should be made via email to Jay Burnham at jay.burnham@squirrelsbaseball.com. Once approved, credentials will be available for pickup at the media will call window.

CREDENTIAL PICKUP: The Flying Squirrels will notify those qualifying for season credentials on an individual basis prior to the season regarding pickup. Daily Credentials will only be available for pickup at the media will call window.

OTHER ACCEPTABLE CREDENTIALS: The Flying Squirrels will also honor credentials from the San Francisco Giants, National and American Leagues, the Baseball Writer's Association of America and Minor League Baseball.

PHOTOGRAPHERS: During games, photographers must work out of the photography wells adjacent to both dugouts. Special requests should be directed to Jay Burnham, Manager at least 24 hours in advance of game.

CLUBHOUSE POLICIES: In accordance with the regulations designated by the San Francisco Giants and Major League Baseball, both clubhouses will be open to credentialed media from 3 1/2 hours prior to game time until 45 minutes prior to game time. Following the game, clubhouses will be closed for a period of five minutes to allow the team ample time to return to the clubhouse. The clubhouse areas are also closed when the teams are on the field, unless previously approved by the Flying Squirrels Media Relations Department. There will be no clubhouse access during rain delays or between games of a doubleheader.

FIELD ACCESS: Credentialed media are permitted access to the field and dugout areas, but are not permitted to cross the foul lines under any circumstance. Media in violation of this policy are subject to credential revocation. Media must leave the field and dugout areas no later than 45 minutes prior to the game time.

PRESS BOX SPACE: The Flying Squirrels give preferred press box seating to those organizations that cover the team the most frequently. If your media organization needs special space requirements, please contact the Flying Squirrels Media Relations Department at least 24 hours prior to those dates.

PARKING: Media members holding season credentials are permitted to park their vehicles in the media parking area at The Diamond. Your credential will also serve as your parking pass to gain admittance to lot. Media is not permitted to park in ballpark tunnel (under The Diamond) at any time.

INTERVIEW POLICY: The Flying Squirrels Media Relations Department will be glad to assist members of the media in procuring interviews with Flying Squirrels players and coaching staff members. Media members wishing to do an off-site interview or feature story should contact the Flying Squirrels no later than 48 hours prior to the scheduled interview time. Interview requests do not guarantee interview availability, as the Flying Squirrels respect the players and coaches wishes in all matters. No one will be permitted to interview starting pitchers prior to a game on the day of their start. No exceptions.

Media Relations Contacts

Jay Burnham, Dir. Broadcast & Media
Office: (804) 359-3866 x308
Cell: (267) 994-0255
Email: jay.burnham@squirrelsbaseball.com

Kellye Ruckman, In-Game Entertainment
Office: (804) 359-3866 x315
Cell: (804) 402-1390
Email: kellye.ruckman@squirrelsbaseball.com

Gregg Caserta, Media Manager, Broadcast
Cell: (201) 417-3602
Email: gregg.caserta@squirrelsbaseball.com

Local Media Contact Information

Television:

WWBT TV - 12 NBC - Matt Estreich.....804.837.3223
WWBT TV - 12 NBC - Marc Davis.....804.230.2613
WRIC TV - 8 ABC - Mitch Carr.....804.339.6207
WTVR TV - 6 CBS - Lane Casadonte.....804.254.3645
WTVR TV - 6 CBS - Shawn Robertson.....804.254.3600

Radio:

Fox Sports Richmond - Aaron Trimmer.....804.474.0180
ESPN Radio 950 AM - Mitchell Bradley.....804.233.7666

Newspaper:

Richmond Times-Dispatch - John O'Connor.....804.649.6233
Richmond Times-Dispatch - Tim Pearl.....804.649.6990



Richmond Flying Squirrels

GENERAL INFORMATION



NOTES

Organization

2016 Flying Squirrels

2015: In Review

History & Records

Eastern League

SF Giants

General Info