



RICHMOND FLYING SQUIRRELS

2019 MEDIA & INFORMATION GUIDE

R I C H M O N D F L Y I N G S Q U I R R E L S
C O P A D E L A D I V E R S I O N



NEW FOR 2019!



ARDILLASVOLADORAS.COM





2019 RICHMOND FLYING SQUIRRELS MEDIA & INFORMATION GUIDE

TABLE OF CONTENTS

ORANIZATION	2-6	EASTERN LEAGUE	83-100
Front Office	2	Eastern League Info.....	84
Executives	3-5	Opponents	85-96
Flying Squirrels Charities	6	Eastern League All-Stars	97
2019 FLYING SQUIRRELS	7-52	2019 Eastern League All-Star Week.....	98
Manager Willie Harris.....	8-9	Eastern League All-Star Game.....	99
Coaching Staff.....	10-11	Flying Squirrels Logos.....	100
Players.....	12-52	GIANTS ORGANIZATION	101-106
HISTORY & RECORDS	53-82	Giants Directory	102
Year-By-Year	54-64	2018 Giants Draft Picks & Signings	103
Flying Squirrels in MLB	65	2018 Giants Minor League Recap.....	104
All-Time Roster.....	66-67	Giants Affiliates	105-106
Season Team Franchise Records.....	68-69	GENERAL INFORMATION	107-114
Season Individual Records	70-71	Attendance Information.....	108
Single-Game Team Records	72	The Diamond	109-111
Single-Game Individual Records.....	73	Broadcast Information.....	112
Top Single-Game Performances	74	Media Information	113
Career Records.....	75	2019 Schedule	114
Season Leaders	76		
Career Leaders	77		
Awards	78		
Opening Day	79		
Postseason History	80-81		
Uniform Guide.....	82		
MISCELLANEOUS INFORMATION BOXES			
10+ Home Run Seasons.....	54	Giants All-Time AA Affiliates.....	106
10+ Win Seasons / 100+ Strikeout Seasons.....	45	Giants Organization Best Tools	23
Broadcast Teams	112	Grand Slams	72
Eastern League All-Stars by Year	97	Hit Streaks	70
First No-Hitter	74	Triple Plays	71

The 2019 Richmond Flying Squirrels Media & Information Guide is a production of the Richmond Flying Squirrels Communications & Broadcasting Department. All information is current as of March 20, 2019. This publication was researched and written by Trey Wilson and Jake Eisenberg of the Richmond Flying Squirrels Communications & Broadcasting Department. Layout, design and editing by Trey Wilson and Jake Eisenberg with previous contributions to Anthony Oppermann, Jon Laaser and Jay Burnham. Flying Squirrels 10th Season logo designed by Nick Elder.

Photos used in this publication are credited to Real Life Studios, James Loving Photography, Road Win Photos, Trey Wilson, Rob Lynn, Richmond Flying Squirrels team photographers, Sacramento River Cats, San Jose Giants, Augusta GreenJackets, San Francisco Giants and Minor League Baseball photographers (Earl Kline, Cliff Welch, David Monseur, Fernando Gutierrez, Freek Bouw, Jared Ravich, Jerry Espinoza, Kevin Littlefield, Kevin Pataky, Larry Rosa, R Frank Photography, Rudy C. Jones, Sean Flynn, Terrance Williams, Tim Cattera and Will Bentzel).

Statistical information provided in part by Major League Baseball Advanced Media (MLBAM), 75 North Avenue, 5th Floor, New York, NY 10011

Further information is available by contacting the Richmond Flying Squirrels Communications & Broadcasting Department by phone at 804-359-3866 or at squirrelsbaseball.com

© 2019 Richmond Flying Squirrels



RICHMOND FLYING SQUIRRELS BASEBALL CLUB

The Diamond
3001 N. Boulevard, Richmond, VA 23230
Phone: 804.359.3866 | Fax: 804.359.1373
www.squirrelsbaseball.com
info@squirrelsbaseball.com
facebook.com/RichmondFlyingSquirrels
Twitter: @GoSquirrels | Instagram: @gosquirrels



OWNERSHIP

President & Managing General Partner.....	Lou DiBella
General Partner.....	Gary Green
General Partner.....	Larry Botel
General Partner.....	Harvey Ross
Member of the Chairman's Council.....	Brian Callaghan
Member of the Chairman's Council.....	DJ Baseball

EXECUTIVES & MANAGEMENT

Chief Executive	Chuck Domino
Vice President & Chief Operating Officer.....	Todd "Parney" Parnell
General Manager	Ben Rothrock

FINANCE

Controller.....	Faith Casey-Harriss
Assistant Controller	Debbie Srock

CORPORATE SALES

Executive Director, Corporate Sales	Ben Terry
Executive Director, Business Development	Marty Steele
Corporate Sales Executive	Lydia Novallis
Corporate Sales Executive	Clint Goulden
Corporate Sales Executive	Drew Norris

TICKET & GROUP SALES

Executive Director, Group Sales.....	Camp Peery
Assistant Director, Group Sales.....	Garrett Erwin
Group Sales Executive.....	Donovan Havens
Group Sales Executive.....	Hayden Nachtigal
Director of Ticketing.....	Eric Harrell
Ticket Sales Manager.....	Shelby Moody
Suites Coordinator.....	Sam Mireles
Suites Assistant.....	Watkins Raquet
Group Sales Assistant.....	Steven LaPlante

COMMUNITY, PROMOTIONS & COMMUNICATIONS

Executive Director, Marketing & Promotions.....	Anthony Oppermann
Director of Communications & Broadcasting	Trey Wilson
Communications & Broadcasting Assistant.....	Jake Eisenberg
Special Events Manager & FS Charities.....	Hannah DeFrank
Community Relations Manager	Cassidy Koch
Manager of FUNN.....	Matt Wease
Social Media & Promo Manager.....	Caroline Phipps
Creative Services & Production Manager.....	Nick Elder
Community Outreach & Fan Engagement Assistant	Kenny Flores

OPERATIONS

Executive Director, Field & Ballpark Operations.....	Steve Ruckman
Director of Stadium Operations.....	Evan Smith
Grounds Assistant.....	Kyle Nichols
Facility Maintenance Assistant	Eric Lawhorn
Retail & Merchandise Manager	Jackson Hairfield

FOOD & BEVERAGE

Director of Food & Beverage.....	Josh Barban
Food & Beverage Operations Manager.....	Tom Pritzl
Food & Beverage Assistant.....	Nathan Goldenberg

LOU DiBella | PRESIDENT & MANAGING GENERAL PARTNER



Lou DiBella currently serves as President & Managing General Partner of the Richmond Flying Squirrels, overseeing all aspects of the Flying Squirrels operations in Richmond over the past 10 years, including creating the Flying Squirrels' current ownership group and formalizing the franchise's move to Richmond from Norwich, CT. Prior to the relocation of the franchise, DiBella served as President & Managing Partner of the Connecticut Defenders and, previously, the Norwich Navigators. In that role, which he held from 2005-09, he fostered the relationship that continues today between the Flying Squirrels franchise and the San Francisco Giants.

While he led baseball's return to Richmond, DiBella's name continues to be synonymous with World Championship Boxing. He enjoyed an outstanding 11-year run at HBO Sports, where he was the backbone of the division that vaulted HBO Boxing to signature programming status. HBO Boxing flourished under his leadership, televising many of the biggest

prizefights in the history of the sport. DiBella recruited and signed a bevy of boxing stars for HBO, including such champions as Oscar De La Hoya, Roy Jones Jr. and Lennox Lewis. He also revolutionized the sport as creator of the critically acclaimed "Boxing After Dark" television series, providing underexposed fighters the opportunity to advance their careers on a national stage.

In May of 2000, he launched DiBella Entertainment (DBE), a full-service sports and entertainment company. DBE continues to be one of the most successful companies in boxing, and DiBella has been lauded in the boxing community for fighting the contractual exploitation of boxers by promoters. DBE adheres to the following mission: to create a business model that shifts the balance of power from promoters to boxers and establishes a legacy of matchmaking excellence to elevate the sport of boxing. Past and present boxers represented by DiBella Entertainment include current WBC Middleweight champion Sergio Gabriel Martinez, former middleweight world champions Jermain Taylor and Bernard Hopkins, former junior welterweight titleist Paulie Malignaggi, and WBC Welterweight champion Andre Berto.

In January 2005, DBE launched DBE Productions. Through that outlet in 2007, DBE Productions produced the documentary, "Magic Man," which depicted the life of Paulie Malignaggi and his rise in the world of boxing. In 2006, DiBella made his acting debut, depicting himself as a boxing promoter in "Rocky Balboa." In 2008, he added the credit of Executive Producer to his list of accomplishments with the 2009 film "Love Ranch," starring Academy Award winners Helen Mirren and Joe Pesci. In 2010, he was credited as Associate Producer of the critically acclaimed film "The Fighter," starring Mark Wahlberg and Christian Bale. The film centers around the early life of "Irish" Micky Ward, who cemented his legacy with three legendary fights against Arturo Gatti, while a fighter with DBE.



DiBella was born and raised in Brooklyn, New York, and attended Manhattan's prestigious Regis High School. He was a summa cum laude graduate of Tufts University, where he was elected to Phi Beta Kappa. A 1985 graduate of Harvard Law School, DiBella spent four years as an attorney with the prestigious law firm Sullivan & Cromwell. A tireless advocate of boxing reform, DiBella has been a leader in the movement for federal regulation, uniform health and safety standards and a national boxing commission. He has lectured extensively on these subjects and has testified before Congress and numerous state and local bodies. In 1999, DiBella received the Thurman Munson Corporate Hero Award from the AHRC for both his achievements at HBO and his charitable activities. Numerous civic organizations and retired boxer's associations have honored him, including Ring 8, Ring 34 and Latinos in Sports. DiBella resides in Huntington Bay, N.Y.



CHUCK DOMINO | CHIEF EXECUTIVE



A 37-year veteran of the baseball business, Chuck Domino is the Chief Executive of the Richmond Flying Squirrels.

He also serves as the President of Baseballtown Charities and President of Domino Consulting, and Domino also has consulting and management agreements with several other Minor League Baseball franchises.

Domino's efforts have been greatly recognized with his induction into the Reading Baseball Hall of Fame, the Pennsylvania Sports Hall of Fame and the Berks County Business Hall of Fame.

Domino has been named the winner of the Eastern League's Executive of the Year award five times, the Pioneer League Executive of the Year award and has been selected for other various recognitions and awards.

A native of Pittsburgh, Pa., Domino is a 1978 graduate of Mt. Lebanon High School, where he played baseball. He is a 1982 graduate of St. Thomas University (formerly Biscayne College) with a degree in Sports Administration. Domino resides in Richmond.

2018: Celebrated a very successful inaugural season of the Dream League Stadium in Reading, Pa....Led Richmond to the Eastern League title in average attendance for the fifth time in franchise history...Enjoyed the continued success of various Minor League Baseball franchise endeavors, including the Flying Squirrels.

2017: Domino played an integral role in the success of the Hartford Yard Goats' inaugural season as their Chief Consultant....As President of Baseballtown Charities, broke ground on a \$1-million Dream League Stadium for physically and developmentally-challenged youth....Continued improvements to The Diamond to enhance the experience for the fans.

2016: Continued to spearhead the transformation of The Diamond with additional fan amenities.

2015: Led Richmond to Eastern League title in overall and average attendance for second consecutive season....Richmond was honored with the Bob Freitas Award for sustained success in Double-A baseball.

2014: Led Richmond to Eastern League title in overall and average attendance.

2013: Led Richmond to its second Eastern League average attendance title.

2012: Led Lehigh Valley IronPigs to their third consecutive overall Minor League Baseball attendance title....Guided Richmond to their second overall Eastern League attendance crown in three years.

2010: Named Eastern League Executive of the Year....Led Richmond to Eastern League title in overall and average attendance.

2008: Led Reading to Eastern League title in overall and average attendance....Oversaw inaugural season of the Lehigh Valley IronPigs, which saw Lehigh Valley finish first in the International League in overall and average attendance.

2007: Led Reading to Eastern League's title in overall and average attendance....FirstEnergy Stadium welcomed its 10-millionth fan, becoming first ballpark

to never host a Triple-A franchise to reach that mark....Reading became first Eastern League team to attract more than 450,000 fans in eight consecutive seasons....Presented "Champion of Youth Award" by the Olivet Boys and Girls Club....Reading was nominated for the Larry MacPhail Award for the second consecutive year.

2006: Led Reading to Eastern League title in overall and average attendance....Reading became first Eastern League team to attract more than 450,000 fans in seven consecutive seasons....Honored with "Extra Innings Award," presented at the Minor League Baseball Promotional Seminar to the team that demonstrates excellence in community service, for the opening of Gordon Hoodak Stadium at Lauer's Park....Franchise nominated for Larry MacPhail Award, given to the top promoter in Minor League Baseball....Named President of both the Reading Phillies (AA) and the Lehigh Valley IronPigs (AAA).

2005: Led Reading to Eastern League title in overall attendance title with 468,105 fans....Reading became first Eastern League city to surpass hosting nine million fans (5.9-million fans entered the ballpark during Domino's tenure)....Broke ground on Gordon Hoodak Stadium at Lauer's Park, an \$850,000 downtown youth stadium built by Baseballtown Charities on the grounds of Lauer's Park Elementary School—a school named for the former stadium, which hosted professional teams from 1907-1941 and saw players like Babe Ruth and "Shoeless" Joe Jackson.

2004: Led Reading to an Eastern League-best and franchise-record 7,138 fans-per-game....Inducted into Berks County Chapter of the Pennsylvania Sports Hall of Fame....Received "Spirit of Scouting" award from the Boy Scouts of America.

2003: Named Minor League Baseball Executive of the Year by *Baseball America* and guided the Reading Phillies franchise to the John H. Johnson President's Trophy, the highest annual honor presented by Minor League Baseball to a single organization that displays franchise stability, contributions to the league and its stability, contributions to baseball in the community and promo-

tion of the baseball industry....Named "Community Leader of the Year" by the Arthritis Foundation.

2002: Guided Reading to a franchise-record overall attendance of 486,570 fans.

2001: Reading named "Small Business of the Year" by the Berks County Chamber of Commerce.

2000: Led Reading to its second Bob Freitas Award, presented annually by Baseball America to the best organization at each of Minor League Baseball's four classifications....Reading became first two-time recipient of Bob Freitas Award after earning first recognition in 1991....Named by Baseball America as the Bob Freitas Award recipients of the 1990's decade....Named "Executive of the Year" by the Middle Atlantic Major League Baseball Scouts Association.

1999: Earned Reading's second Larry MacPhail Promotional Trophy, presented annually to the top promoter in Minor League Baseball.

1998: Named Minor League Baseball Executive of the Year by The Sporting News.

1997: Named Eastern League Executive of the Year.

1995: Named the "General Manager you would want to run your franchise" by Baseball America in an article titled, "Building the Perfect Beast."

1994: Reading earned first Larry MacPhail Promotional Trophy.

1991: Led Reading to Baseball America's annual Bob Freitas Award.

1989: Named "Eastern League Executive of the Year" for the second straight year and named "Class-AA Executive of the Year" by The Sporting News.

1988: Named "Eastern League Executive of the Year."

1987: Hired as General Manager of the Reading Phillies.

1986: Named "Pioneer League Executive of the Year" while serving as General Manager of the Idaho Falls Braves.

TODD “PARNEY” PARNELL | VICE PRESIDENT & COO



Todd “Parney” Parnell serves as the Vice President and Chief Operating Officer for the Richmond Flying Squirrels, overseeing all aspects of the Flying Squirrels’ day-to-day operations in Richmond, Va. Additionally, “Parney” is the President of the Montgomery Biscuits, Double-A affiliate of the Tampa Bay Rays. In his leadership roles, “Parney” oversees the operation of both the Richmond and Montgomery franchises.

Thanks to his continued passion and dedication to the Richmond area, the Flying Squirrels brand has become synonymous with community involvement.

Under his guidance, the Flying Squirrels have consistently been amongst the top of the Eastern League in both average and overall attendance during all nine years of existence, including leading the Eastern League in average attendance in 2010, 2013, 2014, 2015 and 2018 and in overall attendance in 2010, 2012, 2014 and 2015.

The Squirrels’ sustained success has been repeatedly acknowledged by the industry, most recently by being nominated for Minor League Baseball’s prestigious John H. Johnson President’s Award in 2017. The Squirrels were also nominated for the 2016 John Henry Moss Community Service Award, and received Baseball America’s annual Bob Freitas Award – presented to the best organization at every classification of Minor League Baseball – in 2015.

“Parney” is one of the most recognizable names and faces in Minor League Baseball. He is a two-time Eastern League Executive of the Year, earning the honor with Richmond in 2013, and previously in 2010. His recognition in 2013 marked the second Eastern League Executive of the Year award for the Squirrels’ front office since the team’s inception in 2010 (Chuck Domino – 2010).

2004 while serving as the General Manager of the Altoona Curve. His recognition in 2013 marked the second Eastern League Executive of the Year award for the Squirrels’ front office since the team’s inception in 2010 (Chuck Domino – 2010).

After leading the Flying Squirrels to the 2010 Eastern League title for overall attendance title, “Parney” and the Squirrels saw an increase in average attendance during the 2011 regular season and were easily the top-draw during the 2011 Eastern League Postseason. For his efforts, and due to the team’s success on and off the field, “Parney” was honored following the season with Baseball America’s “Minor League Executive of the Year” award. He became the second member of the Flying Squirrels front office to earn the recognition, following Chuck Domino, who won the award in 2003 while with the Reading Phillies. “Parney” followed his award-winning season in 2011 by guiding the franchise to its second Eastern League title in overall attendance in 2012, the organization’s second overall attendance title in three years.

With his leadership, the franchise completed a \$1.5-million renovation of The Diamond, the home of the Flying Squirrels since their inception in 2010. During their inaugural season, the club quickly established itself as a leader in the community, while surpassing corporate and ticket sales expectations. With “Parney” at the helm, the Flying Squirrels led the Eastern League in both overall and average attendance in 2010, welcoming 463,842 (6,626 per game) fans to The Diamond. Through innovative marketing and branding initiatives, the club posted record-breaking merchandise sales, and was awarded the “Logo of the Year” award by Ballpark Digest.

Upon the completion of their inaugural season, the franchise was recognized as the Richmond “Business of the Year” by the Greater Richmond Chamber of Commerce (GRCC). “Parney” also currently serves on the Richmond Chapter of the Cal Ripken Sr. Foundation Board of Trustees and on the Richmond Police Athletic League Board of Directors. Due to his bombastic nature and wealth of experience in professional sports, “Parney” has also become one of the most popular speakers and guest lecturers in the region.

Prior to joining the effort to return baseball to Richmond, “Parney” served as the President of the Greenberg Sports Group (GSG), which provides management, consulting and marketing services to the sports industry across the country. GSG also manages the overall operations of Minor League Baseball’s State College (PA) Spikes (Short-A/New York-Penn League) and Myrtle Beach (SC) Pelicans (A/Carolina League). “Parney” has previously been the president of both franchises.

In addition to his roles with both the State College and Myrtle Beach franchises, he spent seven seasons (2002-08) as the General Manager of the Double-A Eastern League’s Altoona Curve. During his time as the Curve’s General Manager, the club set numerous single-game and season attendance records, continually re-invested private money into capital improvement projects at Blair County Ballpark, and helped the franchise gain national stature as one of the most creative and innovative teams in professional sports.

The Curve won the prestigious Larry MacPhail Promotional Award in 2004, the 2006 Baseball America Bob Freitas Award as the top Double-A franchise and received the John H. Johnson President’s Trophy – the highest honor annually bestowed on a Minor League organization – in 2006. Altoona became only the 11th franchise to receive all three major awards, and was the first team to accomplish the feat in less than three years.

Prior to joining the Curve, the North Carolina native was the Vice President and GM of the Single-A Kannapolis (NC) Intimidators (formerly the Piedmont Boll Weevils) in the South Atlantic League from 1997 to 2001. During his tenure in Kannapolis, the club set either overall or average attendance records in each of his first four seasons. For his efforts, Parnell was named the 1999 South Atlantic League “General Manager of the Year.”

“Parney” graduated from Messiah College in 1988 with a degree in physical education and a minor in business. He has two daughters, Lindsay (24) – who is currently the Social Media Manager for the VCU School of the Arts – and Samantha (21), a junior at Coastal Carolina University.





FLYING SQUIRRELS CHARITIES

Flying Squirrels Charities is a non-profit, 501(C)(3) organization dedicated to improving lives in the Richmond community. The organization launched in 2014 and since its inception has been focused on **"Renovating Richmond's Recreation"** an impactful community project designed to renovate 14 Richmond youth baseball facilities. Renovations for many of the fields are already underway with the assistance of Richmond Raceway Cares, Barton Malow and Henrico County Vocational Technical Education Foundation (HCVTEF).

Flying Squirrels Charities has collaborated with the City of Richmond to identify the youth fields most in need of assistance within the community. The needs of these fields are being addressed and enhanced to make each area a welcoming space to learn and play baseball. Funds for the ongoing projects are raised through numerous events during the calendar year including the Charity Hot Stove Event, Turn Left Golf Classic, jersey auctions and Nutzy's Rotary Funn Run & Block Party. Flying Squirrels Charities has the unique ability to connect the Flying Squirrels brand with the Greater Richmond community in an effort to optimize results through fun and versatile fundraising campaigns to benefit the Richmond community.



THE FIELDS

Flying Squirrels Charities has been busy creating safe, fun spaces to grow the game of baseball within the community. The projects completed so far amount to nearly \$250,000 worth of investment from the charity. Here is some of the work already completed.



Bellemeade Field, located in the Southside adjacent to the Community Center, has been completed by Flying Squirrels Charities, Barton Malow, Henrico CTE and Netting Professionals. Dugouts, player benches, bases and home plate were all completed. The field itself was completely installed from scratch.

Hotchkiss Community Center hosts a pair of recently renovated fields through Flying Squirrels Charities. Located just off of his-

toric Brookland Park Boulevard, all four dugouts and benches at Hotchkiss were built with new concrete slabs and wooden overhangs.

Blackwell Field and **Blackwell Community Center** are located in the Southside of Richmond. The field was completely renovated and new dugouts and player benches were added. Broken concrete was fixed up by the Barton Malow and Henrico CTE crew. In addition to the baseball field, Blackwell CC amenities include a gymnasium, computer lab, kitchen, multi-purpose room, fitness area and a games area.

Powhatan Field and **Powhatan Community Center** are located in the far East End of Richmond. Infield drainage was fixed to prevent puddles and the complete infield renovations were finished on April 26, 2018. Dugouts and benches were added and the pitcher's mound was rebuilt. Efforts on the project came from Hourigan, Branscome, Donleys, Henrico CTE, Netting Professionals.

Upgrades to dugouts, fencing and seating were made to **Fairfield Field**, located behind the Fairfield elementary school.

At **Fonticello** and **Carter Jones Park**, both fields were upgraded. Concrete slabs and roofs were installed for dugouts. This is the home field for the Metropolitan Junior Baseball League (MJBL), an organization that works closely with the Flying Squirrels to promote baseball within the city.

A four-field project at **Henderson Complex** was completed on April 16, 2018. The renovations include four new scoreboards and scoreboard control systems. Harris Electric assisted with the wiring and fixed the broken PA system. All fields are in the process of being rebuilt with new dugouts, benches and drainage on the way.




At **Westover Fields**, four dugouts were completed to help revitalize this Southside complex.

ON DECK

Bill Robinson/Chimborazo Community Center
Humphrey Calder Community Center
Whitcomb Court Community Center
Gillies Creek Park

G.H. Reid Community Center
Summer Hill Playground (MJBL)
Mary M. Scott Playground



2019 FLYING SQUIRRELS

WILLIE HARRIS | MANAGER

ORGANIZATION

2019 FLYING SQUIRRELS

HISTORY & RECORDS

EASTERN LEAGUE

GIANTS ORGANIZATION

GENERAL INFORMATION



BIRTHDAY: June 22, 1978
AGE: 40 (Turns 41 on June 22)
BIRTHPLACE: Cairo, Ga.
RESIDES: Jacksonville, Fla.
SEASONS IN RICHMOND: 2nd season
MANAGING EXPERIENCE: 3rd season
APPOINTED TO RICHMOND: December 15, 2017
PLAYING EXPERIENCE: 12 MLB/14 total professional



William Charles Harris returns for his second season as the manager of the Richmond Flying Squirrels in 2018.

Harris was born in Cairo, Ga., the birth town of Jackie Robinson. After Harris won the World Series with the Chicago White Sox in 2005, his home town named the street he grew up on Willie Harris Drive.

Harris played football (receiver, returner and punter) and baseball for the Cairo High School Syrupmakers.

PLAYING CAREER

Harris was originally drafted out of Cairo High School in the 28th round by the Pittsburgh Pirates in 1996, but he did not sign. Instead, he attended Middle Georgia College (now part of Middle Georgia State University). From there, he was drafted again by the Tampa Bay Rays, who would begin MLB play the following year, in the 90th round of that year's expansion draft, but he did not sign.

After another junior college season, Harris transferred to Kennesaw State University for the 1999 season, where he hit .365 with 14 homers, 49 RBIs and stole 40 bases. That performance earned him a selection in the 24th round of the 1999 MLB Draft by the Baltimore Orioles, and he began his professional career that summer with the Bluefield Orioles in the rookie-level Appalachian League and the Single-A Delmarva Shorebirds in the South Atlantic League. He returned to Delmarva for his first full professional season in 2000.



Harris reached the Eastern League in 2001 with the Bowie Baysox, where he hit .305 over 133 games with nine homers and 54 stolen bases. He was selected as Eastern League Post-Season All-Star and climbed into the top-ten of *Baseball America's* Orioles top prospects list.

He earned a September call-up to Baltimore in 2001 and made his MLB debut on Sept. 2 against Seattle. Harris picked up his first major-league hit on Sept. 5 in Oakland.

On Jan. 28, 2002, Harris was traded to the White Sox in exchange for Chris Singleton. That year, he split time between the big-league roster and Triple-A Charlotte. He went on to spend four total seasons with the White Sox.

Harris was on the postseason roster for the White Sox in 2005, seeing playing time in three total games. Chicago led the World Series, 3-0, entering Game 4 eyeing a sweep. With no score in the eighth, Harris reached on a pinch-hit single. Later in the inning, he scored on a single by Jermaine Dye for the game's lone run as the White Sox topped the Houston Astros, 1-0, to clinch the World Series title.

He signed with the Boston Red Sox in 2006 and split time between the big-league roster and Triple-A Pawtucket.

In 2007, Harris signed with the Atlanta Braves and was assigned to Triple-A Richmond. In 17 April games, Harris hit .362 and earned a promotion to the majors at the end of the month. Over the following months, Harris saw one of the most productive stretches of his career. He hit .391 in 25 May games and was batting .342 through 57 games at the All-Star break.

On July 21, 2007 against the Cardinals, Harris went 6-for-6 with two triples, six RBIs, four runs scored and a stolen base. He tied the Braves franchise record for hits in a game in the 14-6 Atlanta victory.

Harris signed with the Nationals prior to the 2008 season and spent the next three years in the nation's capital. He slugged a career-best 13 homers in 2008.

He reached double-digits in homers again in 2010, but the tenth one never left the yard. On September 24, Harris hit the first inside-the-park home run in Nationals Park history.

Harris joined the New York Mets for the 2011 season and the Cincinnati Reds in 2012, where he split time between the majors and Triple-A Louisville before retiring after the season.

For his career, Harris played 1,046 games across 12 seasons. Defensively, he spent time in all three outfield positions, second base, third base and short stop.

MANAGERIAL/COACHING CAREER

After his playing career concluded, Harris coached a 16-U travel baseball team in Florida and operated a baseball facility. He first brought up his desire to begin coaching in the professional ranks to the White Sox during a 10-year reunion celebration in 2015 at Mike Ditka's Restaurant during conversations with chairman Jerry Reinsdorf, executive vice president Ken Williams and senior vice president/general manager Rich Hahn. He was later offered a position in the organization by White Sox director of player development Nick Capra.

He began his professional coaching career in 2016 in the Chicago White Sox organization as the hitting coach



for the Great Falls Voyagers, the short-season Single-A affiliate in the Pioneer League. That year, the Voyagers landed three hitters in the top-11 in the league in batting average, led by Aaron Schnurbusch, who hit .357.

Great Falls finished with the league's best overall record at 47-28 and won the Pioneer League North second-half division crown. In the postseason, the Voyagers were swept in the best-of-three semifinals by the Billings Mustangs.

Following the 2016 season, Harris picked up his first professional managerial experience during the fall instructional league with the White Sox. He earned a promotion in the White Sox organization to manager of the Single-A Winston-Salem Dash for the 2017 season, which was officially announced on November 16, 2016.

In his first season as a minor-league manager, Harris led a team that featured four of the top-eight White Sox prospects, including Eloy Jimenez, Alec Hansen, Zack Collins and Dane Dunning. On the field, the Dash went 24-46, finishing fifth in the Carolina League South in the first half, and 32-38, fourth in the division, in the split-season's second half. Overall, Winston-Salem was 56-84 in 2017.

In October 2017, Harris was contacted by David Bell, then the Giants' vice president of player development, about joining the San Francisco organization. Harris played under Bell as a member of the Louisville Bats during his final playing season in 2012.

Harris was officially named as the seventh manager in Flying Squirrels history on December 14, 2017.

For the year, the Flying Squirrels went 62-76 and finished sixth in the Eastern League's Western Division. The team saw two players, Aramis Garcia and Ray Black, rise from Double-A to the majors by the end of the year for the first time in their careers.

The Giants and Flying Squirrels officially announced Harris' return to Richmond for a second season on January 25, 2019. Upon returning for the 2019 season, Harris is just the second manager in Richmond Flying Squirrels history to lead the club for multiple seasons, joining Dave Machemer, who spent three seasons with the club from 2011-13.

HARRIS MANAGERIAL RECORD

Year	Team (League/Affiliation)	Record	Pct.	Finish	Playoffs
2017	Winston-Salem (A+/Chicago-AL)	56-84	.400	5th/4th	--
2018	Richmond Flying Squirrels (AA/San Francisco)	62-76	.449	6th	--
Totals		118-160	.425		

HARRIS LIFETIME BATTING STATISTICS

YR	CLUB	ORG	AVG	G	AB	R	H	2B	3B	HR	RBI	BB	SO	SB
99	Delmarva (A)	BAL	.265	66	272	42	72	13	3	2	32	20	41	17
	Bluefield (Rk.)	BAL	.273	5	22	3	6	1	0	0	3	4	2	1
00	Delmarva (A)	BAL	.274	133	474	106	130	27	10	6	60	89	89	38
01	Baltimore Orioles	BAL	.125	9	24	3	3	1	0	0	0	0	7	0
	Bowie (AA)	BAL	.305	133	525	83	160	27	4	9	49	46	71	54
02	Chicago White Sox	CWS	.233	49	163	14	38	4	0	2	12	9	21	8
	Charlotte (AAA)	CWS	.283	89	360	54	102	16	5	5	33	33	61	32
03	Chicago White Sox	CWS	.204	79	137	19	28	3	1	0	5	10	28	12
	Charlotte (AAA)	CWS	.380	28	100	22	38	6	1	6	13	17	20	9
04	Chicago White Sox	CWS	.262	129	409	68	107	15	2	2	27	51	79	19
05	Chicago White Sox	CWS	.256	56	121	17	31	2	1	1	8	13	25	10
	Charlotte (AAA)	CWS	.266	28	109	21	29	11	1	1	10	16	27	10
06	Boston Red Sox	BOS	.156	47	45	17	7	2	0	0	1	4	11	6
	Pawtucket (AAA)	BOS	.220	60	218	32	48	6	1	8	17	29	56	11
07	Atlanta Braves	ATL	.270	117	344	56	93	20	8	2	32	40	71	17
	Richmond (AAA)	ATL	.362	17	58	17	21	7	2	1	7	8	6	7
08	Washington Nationals	WSH	.251	140	367	58	92	14	4	13	43	50	66	13
09	Washington Nationals	WSH	.235	137	323	47	76	18	6	7	27	57	62	11
	Syracuse (AAA)	WSH	.222	5	18	2	4	1	0	0	1	2	3	0
10	Washington Nationals	WSH	.183	132	224	25	41	6	2	10	32	33	60	5
11	New York Mets	NYM	.246	126	240	36	59	11	0	2	23	36	62	5
12	Cincinnati Reds	CIN	.114	25	44	5	5	4	0	0	2	3	8	1
	Louisville (AAA)	CIN	.224	74	250	22	56	13	0	3	20	23	52	4
MLB Totals (12 seasons)			.238	1046	2441	365	580	100	24	39	212	306	500	107
miLB Totals (10 seasons)			.277	638	2406	404	666	128	27	41	245	287	428	183
All Levels (14 Seasons)			.257	1684	4847	769	1246	228	51	80	457	593	928	290

FLYING SQUIRRELS ALL-TIME MANAGERS (7)

Manager	Years	Record	Win %	Manager	Years	Record	Win %
Andy Skeels	2010	68-73	.482	Miguel Ojeda	2016	62-79	.440
Dave Machemer	2011-13	216-209	.508	Kyle Haines	2017	63-77	.450
Russ Morman	2014	79-63	.556	Willie Harris	2018-pres.	62-76	.449
Jose Alguacil	2015	72-68	.514				



GLENN DISHMAN | PITCHING COACH



BIRTHDAY: November 5, 1970
AGE: 48 (Turns 49 on November 5)
BIRTHPLACE: Baltimore, Md.
RESIDES: Buckeye, Ariz.
SEASONS IN RICHMOND: 2nd season
COACHING EXPERIENCE: 16th season
APPOINTED TO RICHMOND: December 15, 2017
PLAYING EXPERIENCE: 3 MLB/9 total professional seasons



Glenn Edward Dishman returns for his fourth season with the San Francisco organization and his second with the Flying Squirrels. Under his direction in 2018, Richmond pitchers combined for a 3.19 ERA, fifth-best in the Eastern League, and compiled 39 saves, tied for second-most in the league.

Dishman began his coaching career in 2004 on the staff at Ohlone College in Fremont, Calif. Beginning in 2005, he spent 12 years working in the Los Angeles Dodgers organization, serving as the pitching coach for the Columbus Catfish (Single-A - South Atlantic League) in 2005, Vero Beach Dodgers (A-Adv. - Florida State League) in 2006, Great Lakes Loons (Single-A - Midwest League) in 2007 and 2015, Jacksonville Suns (Double-A - Southern League) in 2008, Chattanooga Lookouts (Double-A - Southern League) in 2009, and Albuquerque Isotopes (Triple-A - Pacific Coast League) from 2011-14.



He joined the Giants organization as the pitching coach for the rookie-level Arizona League Giants in 2016 and 2017. The team reached the league's championship series in 2017 and ranked third in the circuit with 525 strikeouts on the year.

As a player, Dishman attended Texas Christian University, where he went 5-3 with a 3.15 ERA in 16 games (10 starts) in 1993. He began his professional career later that year with the San Diego Padres organization and reached the majors for the first time in 1995. After splitting 1996 between San Diego and the Philadelphia Phillies, he concluded his MLB career in 1997 with the Detroit Tigers.

Overall, Dishman appeared in 33 MLB games and made 21 starts, going 5-10 with a 5.25 ERA in parts of three seasons. He continued to play professionally through the 2002 season, wrapping up his pitching career that year with the Sonoma County Crushers of the Western League.

FRANCISCO MORALES | HITTING COACH



BIRTHDAY: January 31, 1973
AGE: 46
BIRTHPLACE: San Pedro de Macoris, Dominican Republic
RESIDES: San Pedro de Macoris, Dominican Republic
SEASONS IN RICHMOND: 2nd season
COACHING EXPERIENCE: 15th season
APPOINTED TO RICHMOND: December 15, 2017
PLAYING EXPERIENCE: 8 MiLB/12 total professional seasons



Francisco Rabsatt Morales returns for his second season as the hitting coach for the Richmond Flying Squirrels and his second overall with the San Francisco Giants organization.

Beginning in 2005, Morales spent two years as an instructor at the Arizona Diamondbacks' Dominican Academy. He coached with the Yakima Bears (Short-season - Northwest League) in 2007 and the South Bend Silver Hawks (Single-A - Midwest League) from 2008-10. From 2010-13, Morales was a bullpen catcher with the Cleveland Indians, where his duties included catching starting and relief pitchers, throwing batting practice and assisting the team's positional coaches.

He joined the San Diego Padres' organization in 2014 as the hitting coach for the San Antonio Missions (Double-A - Texas League). In 2015, he became the manager of the Fort Wayne TinCaps (Single-A - Midwest League) and led the team to a 77-61 overall record as the TinCaps reached the postseason for a seventh consecutive year after winning the second-half Eastern Division title. That year, Fort Wayne posted the third-best overall record in team history and the 45-25 second-half record was tied the team record for the most wins in a half in team history. The TinCaps also posted a franchise-record 17-game home winning streak from July 17-August 27, 2015. Morales began the 2016 season as the manager of the Lake Elsinore Storm (A-Adv. - California League).



Morales played parts of eight minor league seasons with the St. Louis Cardinals, Chicago Cubs and Montreal Expos organizations from 1992-99, reaching as high as Triple-A, and he played in independent leagues through 2003.

He was originally signed as an international free agent by the Cubs on May 23, 1991. He reached Triple-A twice with Ottawa in the Expos organization in 1997 and 1999, totaling 106 games.

Morales also played two seasons in the Eastern League with the Harrisburg Senators in 1997 and 1998, part of the Senators' run of four straight Eastern League championships.

LIPSO NAVA | FUNDAMENTALS COACH



BIRTHDAY: November 28, 1968
AGE: 50 (Turns 51 on November 28)
BIRTHPLACE: Maracaibo, Venezuela
RESIDES: San Jose, Calif.
SEASONS IN RICHMOND: 2nd season
COACHING EXPERIENCE: 12th season
APPOINTED TO RICHMOND: January 25, 2019
PLAYING EXPERIENCE: 7 MiLB/16 total professional seasons



Lipso Vladier Nava is back with the Flying Squirrels this season after serving as the manager for the San Jose Giants (A-Adv. - California League) in 2018. This season marks his 12th overall year working in the Giants organization and his second in Richmond, where he served as the hitting coach in 2017.

Prior to his first run with the Flying Squirrels, Nava was San Jose's manager in 2016 and the club's hitting coach from 2013-15. He was the hitting coach for Augusta (Single-A - South Atlantic League) from 2008-10 and managed the team from 2011-12, leading the GreenJackets to the SAL postseason in 2011. In 2016, he was named as the Venezuelan Winter League's Manager of the Year with Aguilas del Zulia.

As a player, Nava was an infielder across seven minor-league seasons with the Seattle Mariners, Boston Red Sox and Chicago Cubs organizations, reaching as high as Triple-A.

ELIEZER ZAMBRANO | BULLPEN CATCHER



BIRTHDAY: September 16, 1986
AGE: 32 (Turns 33 on September 16)
BIRTHPLACE: San Diego, Venezuela
RESIDES: San Diego, Venezuela
SEASONS IN RICHMOND: 2nd season
COACHING EXPERIENCE: 2nd season
APPOINTED TO RICHMOND: December 15, 2017
PLAYING EXPERIENCE: 12 total professional seasons



Eliezer Eduardo Zambrano returns for his second season as the bullpen catcher for the Flying Squirrels and his second overall season as a coach in the San Francisco Giants organization. As a player and coach, this season will be Zambrano's 14th with the Giants organization.

A member of the Flying Squirrels since the club's inaugural season in 2010, Zambrano played for the team in each of its first eight seasons from 2010-17, totaling 216 games and 691 plate appearances and earning him the nickname "The Original Squirrel." Overall, he spent 12 seasons as a player in the Giants system before making the transition to coaching in 2018.

GARRETT HAVIG | ATHLETIC TRAINER




BIRTHDAY: May 31, 1986
AGE: 32 (Turns 33 on May 31)
BIRTHPLACE: Laramie, Wyo.
RESIDES: Scottsdale, Ariz.
SEASONS IN RICHMOND: 2nd season
OVERALL EXPERIENCE: 10th season
APPOINTED TO RICHMOND: January 25, 2019



A member of the Flying Squirrels' staff in 2017, Garrett Havig returns to Richmond after spending the 2018 season as the Giants' Assistant Coordinator of Minor League Medical. This season marks his tenth overall with San Francisco. He joined the organization in 2010 as the athletic trainer for the rookie-level team in the Arizona League. He climbed to short-season Salem-Keizer the next year, spent the 2012-13 seasons with Single-A Augusta and the next three years with A-Adv. San Jose.

Havig earned his B.A. in Kinesiology and Health Promotion - Athletic Training from the University of Wyoming in 2008 and an M.S. in Exercise and Sport Science from the University of Utah in 2010. He is certified by the National Athletic Trainers Association and National Strength and Conditioning Association.

JONATHAN MEDICI | STRENGTH & CONDITIONING COACH



BIRTHDAY: October 29, 1991
AGE: 27 (Turns 28 on October 29)
BIRTHPLACE: Portland, Maine
RESIDES: Portland, Maine
SEASONS IN RICHMOND: 2nd season
OVERALL EXPERIENCE: 4th season
APPOINTED TO RICHMOND: January 25, 2019



Jonathan Medici is back with the Flying Squirrels for his second year as the strength & conditioning coach in Richmond and his third overall with the San Francisco organization. He previously held the same role with A-Adv. San Jose in 2017 before joining the Richmond staff last season. Prior to joining the Giants, Medici served as the physical performance coach in the Colorado Rockies organization with the A-Adv. Modesto Nuts in 2016.

MELVIN ADON | RIGHT-HANDED PITCHER

HEIGHT
6-3WEIGHT
232BATS
RightTHROWS
Right**BORN:** June 9, 1994**BIRTHPLACE:** Santo Domingo, Dominican Republic**AGE:** 24 (Turns 25 on June 9)**ACQUIRED:** International Free Agent (July 2, 2015)

CAREER HIGHS

IP (START): 71, 6/07/17 (AUG vs. ROM)**IP (RELIEF):** 3.0, 2x, last - 8/25/18 (GIO @ IND2)**RUNS ALLOWED:** 11, 6/13/17 (AUG @ ROM)**WALKS:** 6, 8/8/16 (SK vs. SPO)**STRIKEOUTS:** 9, 4/25/18 (SJ vs. LE)**MOST HITS ALLOWED:** 11, 7/30/16 (SK @ HIL)

AWARDS & ACCOLADES

2018 Arizona Fall League All-Prospect Team (Scottsdale)
2018 Arizona Fall League Rising Star (Scottsdale)

FUNN FACTS

- Signed with the Giants at the age of 20 out of the Dominican Republic
- Named to *Baseball America's* list of confirmed pitchers reaching 100 mph each of the last three seasons
- Ranked by MLB.com as No. 15 Giants prospect
- Ranked by *Baseball America* as No. 12 Giants prospect
- Giants' non-roster spring training invitation in 2019

CAREER TRANSACTIONS

- Signed by the San Francisco Giants as an international free agent on Feb. 16, 2015
- San Francisco Giants selected contract on Nov. 20, 2018 and added to 40-man roster



- Allowed five runs over 4.2 IP in two rehab outings
- Allowed at least one run in every regular-season outing
- Pitched for Scottsdale Scorpions in the Arizona Fall League
- Made 10 appearances in the AFL and struck out 21 batters over 12.1 IP with three walks, all relief outings
- Named to AFL Fall Stars Game, allowing a pair of hits before striking out Vladimir Guerrero Jr. to end 6th; Retired two batters in the 7th and touched 102 mph twice
- Rated by Jim Callis/MLB.com as having "Best Slider" in Fall Stars Game
- Named Arizona Fall League All-Prospect Team
- Add to the Giants' 40-man roster on 11/20 ahead of Rule 5 Draft
- Ranked as No. 19 Giants prospect by MLB.com and No. 12 by *Baseball America*
- Rated "Best Fastball" in Giants system by *Baseball America*

2017:

- Spent entire season with Single-A Augusta, working in starting rotation until final four outings in first year at full-season level
- One of 81 pitchers who reached 100 mph in 2017 according to *Baseball America*
- Set new career highs in innings pitched (99.1) and strikeouts (89)
- Went 1-3, 2.80 ERA in home games compared to 2-8, 5.20 ERA in road games
- Went 0-1 with 11.3 ERA (2 ER/16 IP) over 3 GS from 4/15-4/28
- Despite posting a 3.79 ERA in first 8 GS, began season 0-5 before picking up first win on 6/7 vs. ROM
- Set career high with 71 IP on 6/7 vs. ROM in first win of 2019
- Allowed career high 11 R (7 ER) on 6/13 @ ROM
- Set season high with 8 SP on 6/30 @ CSC
- Went 2-0 with a 2.78 REA in four July starts with 17 SO in 22.2 IP
- Did not allow a run in final three outings totaling 5.2 IP
- Ranked as No. 20 Giants prospect by MLB.com and No. 14 by *Baseball America*

2016

- Spent entire season with short-season Salem-Keizer as a starter
- Led Volcanoes in wins (5), IP (67.1) and SO (55)
- Made stateside debut on 6/20 @ BOI (6.0 IP, 3 H, 1 R, 0 ER, 6 SO)
- Season-high 7 SO on 8/30 @ VAN in only outing with 0 BB
- Ranked as No. 17 Giants prospect by *Baseball America*
- Ranked as No. 18 prospect in Northwest League by *Baseball America*

2015

- Spent entire season with DSL Giants
- Made professional debut on 6/3 vs. DSL DOD (3.0 IP, 3 R, 3 SO)
- Worked first scoreless outing on 6/15 vs. DSL NYY1 (5.0 IP, 5 H, 0 BB, 6 SO) in first professional win

2018

- Spent majority of season in A-Adv. San Jose rotation
- One of 63 minor-league pitchers to reach 100 mph during the 2018 season according to *Baseball America*
- Set career high with 9 SO on 4/25 vs. LE
- Worked season-high 7.0 IP on 5/1 @ LAN
- Placed on 7-day DL on 7/7 with oblique strain and did not return to San Jose for remainder of season
- Began rehab assignment with AZL Giants Orange on 8/21

YR	CLUB	W-L	ERA	G	GS	CG	SHO	SV	IP	H	R	ER	HR	BB	SO
15	DSL Giants (F-Rk.)	4-0	2.48	14	14	0	0	0	69.0	57	23	19	2	21	54
16	Salem-Keizer (A-)	5-5	5.48	14	14	0	0	0	67.1	85	53	41	3	34	55
17	Augusta (A)	3-11	4.35	23	19	0	0	0	99.1	110	65	48	5	35	89
18	AZL Giants (Rk.)	0-1	7.71	2	0	0	0	0	4.2	9	5	4	0	3	8
	San Jose (A+)	2-5	4.87	16	15	0	0	0	77.2	82	46	22	6	34	71
	2018 Totals (Rk./A+)	2-6	5.03	18	15	0	0	0	82.1	91	51	46	6	37	79
MiLB Totals (4 seasons)		14-22	4.36	69	62	0	0	0	318.0	343	192	154	16	127	277



HEIGHT 6-3 | **WEIGHT** 195 | **BATS** Right | **THROWS** Right

BORN: February 3, 1995
BIRTHPLACE: Newport Beach, Calif.
AGE: 24
ACQUIRED: 16th round - 2013
SCHOOL: El Toro (Calif.) High School



CAREER HIGHS

Hits: 5, 6/17/15 (AUG vs. LEX)
Runs: 4, 8/5/17 (SJ vs. IE)
Home Runs: 2, 4/10/15 (AUG @ GVL)

RBI: 5, 6/29/18 (RIC @ HBG)
Stolen Bases: 1, 3x, last - 4/6/18 (RIC @ TRN)
Hitting Streak: 16 games (8/3/16-8/19/16)

AWARDS & ACCOLADES

South Atlantic League Player of the Week - 5/4/15 (Augusta)
 California League Player of the Week - 5/15/16 (San Jose)
 California League Player of the Week - 8/6/17 (San Jose)

FUNN FACTS

- Grew up in Lake Forest, Calif.
- Attended El Toro High School and played shortstop
- Hit .348 with two homers in 30 games as a senior
- His older brother, Nolan (four years older), plays for the Colorado Rockies
- They faced each other for the first time during a spring training game on March 18, 2018
- His cousin, Josh Fuentes, plays in the Rockies organization and played for Hartford in 2017
- Childhood friends with Indians outfielder Trayce Thompson
- High school teammates with Altoona infielder Mitchell Tolman
- Has played 149 games at 1B and 371 games at 3B in professional career
- Signing Scout: Brad Cameron

CAREER TRANSACTIONS

- Selected by the San Francisco Giants in the 16th round (492nd overall) in the 2013 MLB Draft out of El Toro (Calif.) High School
- Signed on June 25, 2013

2018

- Spent entire season with Double-A Richmond
- Fourth on team in doubles (20)
- Posted a five-game hitting streak from 4/22-4/28, hitting .368 (7-for-19) with two doubles, two homers and five RBI, raising his average to a season-best .232
- Set career high with five RBIs on 6/29 @ HBG
- Went 4-for-4 with a double on 7/13 @ NH
- Led team with 18 errors committed
- Placed on DL from 5/4-6/7 with a shoulder injury after colliding with Ali Castillo on 5/1 vs. ALT

2017

- Spent entire season with A-Adv. San Jose for second straight year
- Led team in games played (129), doubles (36) and RBIs (73)
- Set new career high in batting average (.268) and slugging percentage (.439)
- Posted a 10-game hitting streak from 5/20-6/1, hitting .425 (17-for-40) with 7 doubles
- Compiled five straight multi-hit games from 8/3-8/8, hitting .619 (13-for-21) with four doubles
- Hit career-high three doubles on 8/6 vs. IE
- Named California League Player of the Week on 8/6
- Hit .357/.411/.661 in August with 15 doubles, five home runs and 23 RBIs in 28 games played

2016

- Spent entire season with A-Adv. San Jose

YR	CLUB	G	AB	R	H	2B	3B	HR	RBI	BB	SO	SB	AVG.
13	AZL Giants (Rk.)	12	38	6	8	0	1	0	8	4	21	0	.211
14	AZL Giants (Rk.)	50	184	20	46	10	0	0	21	21	43	0	.250
15	Augusta (A)	134	523	57	138	25	1	9	62	24	94	1	.264
16	San Jose (A+)	128	516	64	131	36	0	17	68	18	110	0	.254
17	San Jose (A+)	129	488	67	131	36	4	13	73	26	104	1	.268
18	Richmond (AA)	102	340	28	68	20	0	5	39	19	72	1	.208
MLB Totals (6 seasons)		555	2089	242	522	127	6	44	271	112	431	3	.250

- Named San Jose Giants Most Valuable Player
- Ranked tied for fourth in the Giants organization in home runs (17) and ranked third in RBIs (68)
- Led San Jose in games played (128), doubles (36) and RBIs (68) and ranked second in hits (131) and home runs (17)
- Struck out 110 times and walked 18 times
- Hit .293 in day games and .245 in night games
- Named California League Player of the Week on 5/15
- Compiled a career-best 16-game hitting streak from 8/2-8/23, hitting .338 (23-for-68) with seven doubles and four home runs

2015

- Spent entire regular season with Single-A Augusta
- Led Augusta with 62 RBIs, ranked second with 25 doubles and tied for third with nine home runs
- Played career-high 134 games in his first year with a full-season affiliate
- Began season with a seven-game hitting streak
- Hit first professional home run as part of a two-homer game on 4/10 @ GVL
- Named South Atlantic League Player of the Week on 5/4
- Set new career high with five hits (5-for-5) on 7/17 vs. LEX
- Promoted to A-Adv. San Jose for postseason and started at third base in all 11 of the team's games in the California League Playoffs, hitting .136



2014

- Spent entire season with rookie-level AZL Giants for second straight year
- Began season with a six-game hitting streak during which he hit .435 (10-for-19) with four multi-hit games
- Began season with 10-game on-base streak
- Tied for fourth in the league in games played (50)

2013

- Spent entire season with rookie-level AZL Giants during the team's Arizona League championship run
- Made professional debut on 7/10 vs. IND as a pinch-hitter
- Made first professional start and picked up first professional hit, an RBI triple, on 7/23 @ RED in support of a Ryan Vogel-song rehab start, his only extra-base hit of the season

JOEY BART | CATCHER



HEIGHT 6-2 | **WEIGHT** 235 | **BATS** Right | **THROWS** Right

BORN: December 15, 1996
BIRTHPLACE: Buford, Ga.
AGE: 22 (Turns 23 on December 15)
ACQUIRED: 1st round (second overall) - 2018
SCHOOL: Georgia Tech



CAREER HIGHS

HITS: 3, 3x, last – 7/27/18 (SK vs. EVE)
RUNS: 3, 7/8/18 (SK vs. BOI)
HOME RUNS: 2, 2x, last – 7/27/18 (SK vs. EVE)

RBI: 4, 4x, last – 8/21/18 (SK vs. BOI)
STOLEN BASES: 1, 2x, last – 8/5/18 (SK @ TRI)
HITTING STREAK: 10 games (7/8/18-7/19/18)

AWARDS & ACCOLADES

2018 MiLB.com Giants Organization All-Star
 2018 Northwest League Mid-Season All-Star (Salem-Keizer)
 2018 Northwest League Post-Season All-Star (Salem-Keizer)
 2018 Baseball America Short-Season All-Star (Salem-Keizer)
 Northwest League Player of the Month - July 2018 (Salem-Keizer)
 Northwest League Player of the Week - 7/15/18 (Salem-Keizer)
 2019 Barney Nugent Award Winner (San Francisco Giants)

FUNN FACTS

- Joseph Andrew Bart
- Ranked by MLB.com as the No. 22 overall prospect, No. 1 Giants prospect and No. 1 catcher prospect entering 2019
- Ranked by *Baseball America* as the No. 29 overall prospect and Giants No. 1 prospect and No. 2 catcher prospect entering 2019
- Rated by *Baseball America* as the "Best Pure Hitter," "Best Power Hitter," "Best Defensive Player," "Best Defensive Catcher," "Best Pro Debut" and "Closest to the Majors" in the Giants system entering 2019
- Born and raised in Buford, Ga., which is approximately 50 miles northeast of Atlanta
- Attended Buford High School, where he became the school's starting catcher as a freshman
- Part of Buford's 2015 Georgia 4-A state championship team
- All-time leader in Buford High School history in hits, RBIs and runs scored
- Majored in business administration at Georgia Tech
- Highest Giants draft pick since Will Clark in 1985
- Giants' non-roster spring training invitation in 2019
- Voted as Giants' 2019 Barney Nugent Award winner, which is voted on by teammates, coaches and training staff in recognition of the player in his first big league camp whose performance and dedication in Spring Training best exemplifies the San Francisco Giants spirit
- Father, Thomas, played baseball at the University of Miami and Penn State University
- Older brother, Mikey, played defensive end and made 29 career starts at the University of North Carolina and signed with the Arizona Cardinals in 2017

CAREER TRANSACTIONS

- Selected by the Tampa Bay Rays in the 27th round of the 2015 MLB Draft but did not sign
- Selected by the San Francisco Giants in the first round (second overall) of the 2018 MLB Draft out of Georgia Tech
- Signed on July 17, 2018

2018

- Began professional career with rookie-level AZL Giants Orange for six games before promotion to short-season Salem-Keizer for remainder of season
- Northwest League Mid-Season All-Star and starting catcher in the NWL All-Star Game
- Ranked third in the Northwest League with 13 homers despite playing only 45 games
- Threw out 42 percent of base-stealing attempts
- Made professional debut on 6/24 vs. ATH and went 0-for-2
- Picked up first professional hit on 6/25 @ ATH, a single
- Promoted to short-season Salem-Keizer on 7/3
- Hit first professional home run on 7/4 vs. HIL, part of a two-homer game
- Homered in four straight games from 7/8-7/12, collecting 10 RBIs in that span
- Went on a 10-game hitting streak from 7/8-7/17

- Named Northwest League Player of the Week on 7/15
- Named Northwest League Player of the Month for July after hitting .333 (29-for-87) with nine home runs and 24 RBIs
- Went 2-for-3 with a three-run homer in the first inning of the Northwest League All-Star Game
- Ranked by *Baseball America* as the No. 1 Northwest League prospect following the season
- Ranked as No. 1 prospect in Giants system by MLB.com



COLLEGE

- Played three seasons at Georgia Tech
- Highest draft pick in Georgia Tech baseball history
- Third Georgia Tech catcher all-time to be drafted in the first round, joining Matt Weiters (fifth overall in 2007) and Jason Varitek (21st overall in 1993)
- Played 144 career games (143 starts) at catcher or designated hitter
- Hit .321 with 30 home runs, 35 doubles, 112 RBIs and 115 runs scored in career
- Named 2018 Johnny Bench Award winner as the top collegiate Division I catcher in the nation
- 2018 First-Team All-American by *Baseball America*, NCBWA, Perfect Game/Rawlings and Collegiate Baseball
- 2018 Golden Spikes Award semifinalist
- 2018 ACC Player of the Year, ACC Defensive Player of the Year and First-Team All-ACC
- 2018 NCBWA District 4 Player of the Year, ABCA/Rawlings All-Region First Team, Dick Howser Trophy Finalist, Perfect Game/Rawlings College Preseason All-American, Baseball America Preseason All-America First Team, NCBWA DIBaseball Preseason All-America Second Team, Collegiate Baseball Preseason All-America Third Team
- Led ACC with .359 batting average in 2018 junior season and ranked second in slugging percentage (.632), third in on-base percentage (.471) and fourth in hits (79)
- Played eight games for the Harwich Mariners of the Cape Cod Baseball League in 2017
- Led Georgia Tech with 13 home runs in 2017 sophomore season
- 2017 ABCA/Rawlings All-Region Second Team, Johnny Bench Award semifinalist, All-ACC Second Team, Goldest Spikes Award Mid-Season Watch List, Perfect Game/Rawlings Mid-Season All-American, DIBaseball Mid-Season First-Team All-American
- Played for the Wareham Gatemen of the Cape Cod Baseball League after freshman season in 2016 and was selected as a CCBL All-Star, hitting .309 with two home runs
- 2016 Louisville Slugger Freshman All-American, 2016 All-ACC Freshman Team selection, 2016 NCAA Gainesville Regional All-Tournament Team

YR	CLUB	G	AB	R	H	2B	3B	HR	RBI	BB	SO	SB	AVG.
18	AZL Giants (Rk.)	6	23	3	6	1	1	0	1	1	7	0	.261
	Salem-Keizer (A-)	45	181	35	54	14	2	13	39	12	40	2	.298
	2018 Totals (Rk./A-)	51	204	38	60	15	3	13	40	13	47	2	.294
	MiLB Totals (1 season)	51	204	38	60	15	3	13	40	13	47	2	.294



HEIGHT 6-3 | **WEIGHT** 220 | **BATS** Switch | **THROWS** Right

BORN: July 26, 1993
BIRTHPLACE: Lodi, Calif.
AGE: 25 (Turns 26 on July 26)
ACQUIRED: 6th round - 2016
SCHOOL: University of the Pacific



CAREER HIGHS

HITS: 4, 4/11/18 (SJ @ LAN)
RUNS: 5, 6/10/18 (SJ @ MOD)
HOME RUNS: 3, 6/10/18 (SJ @ MOD)

RBI: 6, 2x, 6/10/18 (SJ @ MOD)
STOLEN BASES: 1, 10x, last - 8/24/18 (SJ @ MOD)
HITTING STREAK: 8 games, 7/3/16-7/12/16

AWARDS & ACCOLADES

2016 Northwest League Mid-Season All-Star (Salem-Keizer)
 2016 Northwest League Post-Season All-Star (Salem-Keizer)
 California League Player of the Week - 6/10/18 - San Jose

FUN FACTS

- Giovanni James Brusa
- Father, Jim, played football at Delta College
- Majored in Communication at University of the Pacific
- Attended St. Mary's High School in Stockton, Calif., which has produced seven MLB players
- Hit .330 with a .421 on-base percentage and 29 RBIs as a senior in high school
- Went 3-1 with a 1.14 ERA and 23 strikeouts in 24.2 IP in senior season
- Won Tri-City Athletic Conference championship as a senior
- Hit .344 as a high school junior in 2011
- Hit .371 as a high school sophomore in 2010
- Turned down an offer from the Boston Red Sox to be drafted in the fifth round in 2012 in order to pursue college career at Pacific
- Signing scout: Keith Snider

CAREER TRANSACTIONS

- Selected by the Atlanta Braves in the 37th round of the 2012 MLB Draft but did not sign
- Selected in the 23rd round of the 2015 MLB Draft by the St. Louis Cardinals but did not sign
- Selected by the San Francisco Giants in the 6th round (185th overall) of the 2016 MLB Draft out of the University of the Pacific
- Signed on June 20, 2016



2018

- Spent entire season with A-Adv. San Jose for second straight year
- Led San Jose in home runs (19) and RBIs (70)
- Transitioned from the outfield to first base prior to season
- Had fifth-best HR/AB ratio (21.47) in the California League
- Set new career highs with 19 home runs and 70 RBIs
- 17 of his 19 home runs came on the road
- Hit for the cycle - the first in MiLB in 2018 - on 4/11 @ LAN,

YR	CLUB	G	AB	R	H	2B	3B	HR	RBI	BB	SO	SB	AVG.
16	Salem-Keizer (A-)	53	220	36	58	15	3	10	42	11	69	1	.264
17	San Jose (A+)	113	426	58	101	28	2	17	55	33	124	1	.237
18	San Jose (A+)	107	408	62	97	23	5	19	70	35	149	8	.238
MiLB Totals (3 seasons)		273	1054	156	256	66	10	46	167	79	342	10	.243

- completing it with a triple in the 8th innings and teammate Jalen Miller hit for the cycle in the same game
- Collected career-high four hits and six RBIs on 4/11 @ LAN
- Hit walk-off home run on 4/15, the first of two back-to-back walk-off homers in extra innings for San Jose
- Hit career-high three home runs and tied career highs with five runs scored and six RBIs on 6/10 @ MOD
- Named California League Player of the Week on 6/10
- Hit two homers on 7/22 @ LE

2017

- Spent entire season with A-Adv. San Jose
- Set new career highs with 101 hits and 28 doubles
- Collected multiple hits in eight of 12 games from 5/12-5/25 to raise average from .194 to .242
- Hit two home runs on 9/3 @ STK

2016

- Spent entire regular season with short-season Salem-Keizer
- Led Northwest League in home runs (10) and finished sixth in RBIs (42)
- Made professional debut on 6/29 @ HIL and picked up first professional hit
- Recorded back-to-back three-hit games on 7/3 @ EUG and 7/4 @ VAN to start an eight-game hitting streak
- Homered in both games of a double-header on 7/8 vs. LAN for first professional home runs
- Named as a Northwest League Mid-Season All-Star
- Won the Northwest-Pioneer League Home Run Derby
- Hit a two-run homer in the Northwest-Pioneer League All-Star Game on 8/2 in Ogden, Utah, an 11-5 win for the NWL
- Named as a Northwest League Post-Season All-Star
- Promoted to San Jose for the California League playoffs to replace injured Ronnie Jevaby
- Ranked as No. 30 Giants prospect by MLB.com

COLLEGE

- One of eight Tigers with 100 runs scored and 100 RBIs in career
- Second all-time in Pacific history in doubles (47), fourth in home runs (25) and fifth in RBIs (122)
- Played alongside Akron RubberDucks outfielder Taylor Murphy for two seasons (2013-14)
- Led Tigers in batting average (.337), on-base percentage (.418) and RBIs (46) as a senior in 2016
- Finished second in WCC in home runs (14) in 2016
- Played for the Yarmouth-Dennis Red Sox in the Cape Cod League in 2015, hitting .290 and ranked second in the league with eight home runs
- Won the 2015 CCBL Championship with the Y-D Red Sox
- Named a preseason first-team All-American by *Baseball America* ahead of the 2015 season
- Played for the Brewster Whitecaps in the Cape Cod League in 2014 and hit .322 with six home runs
- Played 53 games as a sophomore in 2014 and hit .257 with three homers and 40 RBIs
- Played 50 games as a freshman in 2013 and hit .256 with 4 homers and 23 RBIs
- Won Alaska League Home Run Derby in 2013



HEIGHT 6-4 | **WEIGHT** 200 | **BATS** Right | **THROWS** Right

BORN: July 18, 1996
BIRTHPLACE: Leesburg, Fla.
AGE: 22 (Turns 23 on July 18)
ACQUIRED: 4th round - 2017
SCHOOL: Florida International / Tampa



CAREER HIGHS

IP (START): 6.2, 6/1/18 (AUG @ LEX)
IP (RELIEF): 2.0, 7x, last – 6/17/18 (AUG @ ASH)
RUNS ALLOWED: 10, 7/2/18 (AUG vs. COL)

WALKS: 6, 2x, last – 4/17/18 (AUG vs. KAN)
STRIKEOUTS: 8, 2x, last – 9/1/18 (AUG vs. COL)
MOST HITS ALLOWED: 9, 2x, last – 8/21/18 (AUG @ ASH)

FUN FACTS

- Grew up in Bushnell, Fla.
- Attended South Sumter (Fla.) High School
- First NCAA Division II player selected in the 2017 MLB Draft
- Rated by *Baseball America* as the No. 147 prospect in the 2017 MLB Draft
- Majored in environmental science at the University of Tampa
- Signing scout: Jim Gabella

CAREER TRANSACTIONS

- Selected by the New York Yankees in the 17th round in the 2014 MLB Draft out of Sumter (Fla.) High School but did not sign
- Selected by the San Francisco Giants in the 4th round (126th overall) of the 2017 MLB Draft out of the University of Tampa
- Signed on June 21, 2017

2018

- Spent entire season with Single-A Augusta
- Worked primarily as a starter after pitching exclusively out of the bullpen in 2017
- Went 1-0 with a 2.84 ERA in five appearances (four starts) in day games, holding opponent's to a .167 average
- Made first career start on 4/6 @ COL, allowing one run on two hits in 5.0 innings
- Threw a career-high 6.2 innings on 6/1 @ LEX, striking out a career-high eight batters
- Tied career-high of eight strikeouts in final start of the season on 9/1 vs. COL
- Ranked as Giants No. 29 prospect by MLB.com

2017

- Spent entire season with short-season Salem-Keizer
- Made 14 appearances, all in relief
- Made first professional appearance and recorded first professional strikeout on 7/1 @ TRI while also earning his first professional save
- Struck out five batters across 2.0 scoreless innings on 8/5 vs. EVE
- Tallied first professional win on 8/9 @ HIL
- Did not allow a home run in 20.0 innings

COLLEGE

- Played one season at the University of Tampa
- Ranked third in Tampa single-season history in SO/9 IP (12.26) and fifth in single-season history with a .199 opponents' batting average as a junior in 2017
- Recorded 84 strikeouts in 61.2 IP in 2017
- Named *Baseball America* Pre-Season Third Team in 2017
- Began collegiate career at Florida International University from 2015-16
- Led the Cape Cod League in saves (10) while pitching for the Hyannis Harbor Hawks in 2016
- Finished 10th in the Cape Cod League in strikeouts (34), the most among pitchers with zero starts
- Named CCBL Western Division All-Star in 2016
- Made 11 appearances (eight starts) in 2016 as a sophomore in 2016 and went 2-3 with a 4.67 ERA, striking out 42 and walking 32
- Pitched for the Staunton (Va.) Braves in the Valley League in the summer of 2015, going 1-0 with a 4.34 ERA and one save
- Made 14 appearances (four starts) as a freshman in 2015 and went 0-1 with a 5.06 ERA, striking out 22 and walking 27



YR	CLUB	W-L	ERA	G	GS	CG	SHO	SV	IP	H	R	ER	HR	BB	SO
17	Salem-Keizer (A-)	1-1	5.85	14	0	0	0	3	20.0	19	13	13	0	12	29
18	Augusta (A)	6-10	5.20	27	26	0	0	0	116.0	112	74	67	11	67	118
MLB Totals (2 seasons)		7-11	5.29	41	26	0	0	3	136.0	131	87	80	11	79	147



HEIGHT 6-0 | **WEIGHT** 190 | **BATS** Right | **THROWS** Right

BORN: October 31, 1991
BIRTHPLACE: La Habra, Conn.
AGE: 27 (Turns 28 on October 31)
ACQUIRED: 27th round - 2013
SCHOOL: University of Maine



CAREER HIGHS

IP (START): 8.0, 5x, last - 6/5/17 (SJ vs. LAN)
IP (RELIEF): 6.0, 7/8/17 (SJ vs. MOD)
RUNS ALLOWED: 9, 8/21/18 (SAC @ LV)

WALKS: 5, 7/7/15 (SK vs. TRI)
STRIKEOUTS: 7, 6x, last - 5/1/18 (RIC vs. ALT)
MOST HITS ALLOWED: 12, 8/26/16 (AUG @ ROM)

AWARDS & ACCOLADES

2017 California League Mid-Season All-Star (San Jose)
 South Atlantic League Pitcher of the Week - 8/7/16 (Augusta)

FUN FACTS

- Michael F. Connolly Jr.
- Attended Bridgewater-Raynham Regional High School and was a pitcher and shortstop on the baseball team and served as a captain during his senior year
- Named OCL MVP after hitting .388 with seven homers and 15 stolen bases and going 7-1 with a 1.81 ERA and 73 strikeouts as a pitcher
- Played in his high school league's Super Bowl at Gillette Stadium, home of the New England Patriots, as a member of the football team
- Named Brockton Enterprise Player of the Year for football
- Was a two-way player at the University of Maine, working as a pitcher and a catcher
- Father, Michael, was drafted by the Indians in the 30th round in 1982 out of high school as a pitcher, and pitched in seven games for the Batavia Trojans that year
- Signing Scout: Glenn Turfs

CAREER TRANSACTIONS

- Selected by the San Francisco Giants in the 27th round (822nd overall) of the 2013 MLB Draft out of the University of Maine

2018

- Spent most of the season with Double-A Richmond before a late call-up to Triple-A Sacramento
- Appeared mostly as a reliever for Richmond, making 13 relief appearances and seven starts
- Went 0-2 with a 7.20 ERA in seven starts (30.0 IP) while going 3-2 with a 3.13 ERA in 13 relief appearances (31.2 IP)
- Needed just four innings to tie a career-high with seven strikeouts on 5/1 vs. ALT
- Allowed one hit and zero runs in a season-high 5.1 innings of relief while striking out five on 5/13 vs. TRN
- Promoted to Triple-A Sacramento on 6/14
- In first Triple-A start, threw six shutout innings on 6/17 @ NO
- Returned to Richmond on 7/19
- Fired a season-high 7.0 innings of one-run ball on 6/26 vs. REA
- Finished the season in Sacramento after a second promotion on 8/29

2017

- Spent the entire season with High-A San Jose Giants of the California League
- Made 15 starts and three relief appearances
- Pitched to a 2.93 ERA across 46.0 innings in eight home appearances
- Tossed a career-high eight innings and allowed just two unearned runs on 5/11 vs. RC
- Tied career-high with an eight-inning performance on 6/5 vs. LAN
- Went 4-5 with a 3.86 ERA in 11 first-half starts en route to earning California League Mid-Season All-Star honors

- Pitched a scoreless fourth inning in the California League All-Star Game on 6/20 in a 5-3 North Division win
- Placed on the 7-day DL on 7/31, retroactive to 7/30, and missed remainder of the season

2016

- Spent the entire season with Single-A Augusta
- Made 18 starts and seven relief appearances, throwing a career-high 135.2 innings
- Struck out a career-high 107 batters
- Began the season in the bullpen, making six consecutive relief appearances before moving to the rotation
- Set career-high with eight innings pitched on 6/2 vs. WV
- Threw an eight-inning complete game while allowing just one run on 7/12 @ WV
- Threw eight innings of one-run ball on 7/25, tying a career-high with seven strikeouts
- Issued one walk in 28.0 innings in the month of July while striking out 23 to post a 1.93 ERA in four starts
- Won four straight decisions from 7/18-8/14
- Allowed one hit and no runs in back-to-back starts on 8/2 (6.0 innings) vs. COL and 8/8 (7.0 innings) @ HIC
- Earned California League Pitcher of the Week honors on 8/7

2015

- Spent the entire season with short-season Salem-Keizer
- Made 13 starts, completing at least 5.0 innings in 11 of them
- Went 3-1 with a 2.45 ERA in seven road starts (40.1 IP) but 1-2 with a 5.23 ERA in six home starts (31.0 IP)
- Struck out a career-high seven batters in six shutout innings on 7/18 @ TRI
- Threw 6.2 shutout innings with six strikeouts on 7/23 @ EUG

2014

- Began the season with AZL Giants before earning a promotion to Single-A Augusta of the South Atlantic League
- Worked exclusively as a reliever
- Threw a season-high three shutout innings on 8/18 vs. RED in final Arizona League appearance
- Promoted to Augusta on 8/22
- Pitched in four games, allowing one run in a combined 4.2 innings

2013

- Split the season between the AZL Giants short-season Salem-Keizer
- Made first professional appearance on 7/17 @ ATH, pitching 0.2 innings
- Earned first professional win and strikeout on 7/22 @ BRE

COLLEGE

- Played three seasons at the University of Maine
- First player in America East Conference history to be awarded all-conference honors at two positions after being named to the First Team as a catcher and the Second Team as a pitcher
- Finalist for the 2013 John Olerud Award, which is awarded to the nation's top two-way player

YR	CLUB	W-L	ERA	G	GS	CG	SHO	SV	IP	H	R	ER	HR	BB	SO
13	AZL Giants (Rk.)	2-0	1.32	8	0	0	0	0	13.2	8	3	2	0	7	7
	Salem-Keizer (A-)	0-2	10.61	6	0	0	0	0	9.1	18	11	11	1	6	9
	2013 Totals (Rk./A-)	2-2	5.09	14	0	0	0	0	23	26	14	13	1	13	16
14	AZL Giants (Rk.)	2-1	2.70	11	0	0	0	0	16.2	8	5	5	2	5	14
	Augusta (A)	0-0	1.93	4	0	0	0	0	4.2	5	1	1	0	3	6
	2017 Totals (Rk./A)	2-1	2.53	15	0	0	0	0	21.1	13	6	6	2	8	20
15	Salem-Keizer (A-)	4-3	3.66	13	13	0	0	0	71.1	75	31	29	0	16	58
16	Augusta (A)	11-7	3.05	25	18	1	0	0	135.2	134	59	46	8	31	107
17	San Jose (A+)	4-8	4.85	18	15	0	0	0	94.2	117	55	51	12	21	60
18	Richmond (AA)	3-4	5.11	20	7	0	0	0	61.2	64	35	35	4	24	48
	Sacramento (AAA)	0-4	6.94	9	7	0	0	0	36.1	50	30	28	9	14	21
	2018 Totals (AA/AAA)	3-8	5.79	29	14	0	0	0	98.0	114	65	63	13	38	69
MiLB Totals (6 seasons)		26-29	4.22	114	60	1	0	0	444.0	479	230	208	36	127	330

SAM COONROD | RIGHT-HANDED PITCHER



HEIGHT 6-2 | **WEIGHT** 214 | **BATS** Right | **THROWS** Right

BORN: September 22, 1992
BIRTHPLACE: St. Louis, Mo.
AGE: 24 (Turns 25 on September 22)
ACQUIRED: 5th round - 2014
SCHOOL: Southern Illinois



CAREER HIGHS

IP (START): 8.0, 2x, last - 6/12/16 (SJ @ MOD)
IP (RELIEF): 3.0, 8/7/14 (GIA vs. RAN)
RUNS ALLOWED: 7, 2x, last - 5/10/17 (RIC vs. ALT)

WALKS: 5, 4x, last - 6/13/17 (RIC vs. NH)
STRIKEOUTS: 10, 6/9/15 (AUG @ GVL)
MOST HITS ALLOWED: 8, 3x, last - 7/15/16 (RIC @ BOW)

AWARDS & ACCOLADES

2016 California League Mid-Season All-Star (San Jose)
 2016 California League May Pitcher of the Month (San Jose)
 South Atlantic League Pitcher of the Week - 7/27/15 (Augusta)

FUNNY FACTS


- Samuel Timothy Coonrod
- Born in St. Louis but grew up about 40 miles north in Carlinville, Ill.
- Ranked as the No. 22 Giants prospect by *Baseball America* and No. 23 by MLB.com

CAREER TRANSACTIONS

- Selected by the San Francisco Giants in the fifth round (148th overall) of the 2014 MLB Draft out of Southern Illinois University
- Signed on June 17, 2014
- San Francisco Giants selected contract and added to the 40-man roster

2018

- Missed the start of the season while recovering from Tommy John surgery
- Split the final month of the season between AZL Giants Black and A-Adv. San Jose
- Began rehab assignment with AZL Giants Black on 7/30
- Made first appearance since surgery on his ulnar collateral ligament on 7/30 vs. DIA and allowed three runs on two hits in 0.2 innings
- Did not allow a run over final three rehab outings in Arizona League
- Assigned to A-Adv. San Jose on 8/18
- Allowed four runs in 0.1 IP on 8/24, but did not allow a run over final three outings spanning 4.0 IP
- Added to the Giants' 40-man roster on 11/20
- Named as the No. 30 Giants prospect by MLB.com and No. 29 by *Baseball America*



2017

- Spent the entire season with Double-A Richmond prior to season-ending elbow injury
- Averaged 8.2 strikeouts-per-nine innings
- Struck out nine batters in six innings on 4/14 @ REA
- Moved from the starting rotation to the bullpen on 8/1 @ POR
- Did not allow a run in four of his six relief appearances
- Placed on the 7-day DL on 8/21
- Underwent surgery on his ulnar collateral ligament (Tommy John surgery) on 9/6

YR	CLUB	W-L	ERA	G	GS	CG	SHO	SV	IP	H	R	ER	HR	BB	SO
14	AZL Giants (Rk.)	1-0	3.90	15	5	0	0	0	27.2	32	14	12	0	6	25
15	Augusta (A)	7-5	3.14	23	22	0	0	0	111.2	103	49	39	3	34	114
16	San Jose (A+)	5-3	1.98	11	11	0	0	0	63.2	46	19	14	3	22	42
	Richmond (AA)	4-3	3.03	13	13	0	0	0	77.1	59	33	26	7	38	52
	2016 Totals (A+/AA)	9-6	2.55	24	24	0	0	0	141.0	105	52	40	10	60	94
17	Richmond (AA)	4-11	4.69	24	18	0	0	0	103.2	96	62	54	7	42	94
18	AZL Giants Black (Rk.)	0-0	5.06	4	2	0	0	0	5.1	6	3	3	0	1	10
	San Jose (A+)	0-0	5.68	6	0	0	0	0	6.1	5	7	4	0	2	13
	2018 Totals (Rk./A+)	0-0	5.40	10	2	0	0	0	11.2	11	10	7	0	3	23
MiLB Totals (5 seasons)		21-22	3.46	96	71	0	0	0	395.2	347	187	152	20	145	350

- Named as the No. 18 Giants prospect by MLB.com and No. 11 by *Baseball America*

2016

- Started the season with A-Adv. San Jose before finishing the season with Double-A Richmond
- Worked exclusively as a starter, making a career-high 24 starts and throwing a career-high 141.0 innings
- Threw six scoreless innings on 5/5 @ STK and seven shut-out innings in his next start on 5/12 @ BAK
- Went 5-0 with a 0.57 ERA in five starts in May, holding opponent's to a .179 average and was named California League Player of the Month
- Named California League Mid-Season All-Star but did not pitch in All-Star Game due to promotion
- Promoted to Richmond on 6/17
- Made first start for the Flying Squirrels on 6/18 vs. POR, allowing five runs in 6.2 innings
- Tossed six shutout innings on 8/22 @ ERI
- Ranked as the No. 5 Giants prospect by MLB.com and No. 6 by *Baseball America*

2015

- Spent the entire season with Single-A Augusta
- Racked up a career-high 114 strikeouts
- Went 5-2 with a 2.31 ERA during 13 road starts (70.0 IP) but pitched to a 2-3 record and 4.54 ERA in 10 home appearances (41.2 IP)
- Began the season by throwing five shutout innings with seven strikeouts on 4/12 @ GVL
- Struck out eight batters in 6.0 innings of one-run ball on 5/8 @ LWD
- Fanned a career-high 10 batters in seven innings of one-run ball on 6/9 @ GVL
- Went 4-1 with a 1.69 ERA in five June starts, striking out 30 and walking seven in 28.0 innings
- Threw eight innings and struck out six batters without yielding a run on 7/20 @ HIC
- Named South Atlantic League Pitcher of the Week on 7/27
- Finished the season with 17 strikeouts over his last 11.0 innings
- Named by *Baseball America* as the top pitching prospect in the South Atlantic League
- Ranked as the No. 5 Giants prospect by MLB.com

2014

- Spent the entire season with the AZL Giants
- Made first professional appearance on 6/27 vs. CUB, allowing one unearned run in one inning while collecting his first professional strikeout
- Earned first professional win on 8/7 vs. RAN

COLLEGE

- Played three years at Southern Illinois University
- Tied for sixth in school history with 40 career starts
- Started 15 games in 2014, all as the front-of-the-rotation starter
- Named to 2014 MVC Scholar-Athlete Team
- Finished ninth in the MVC in 2014 in strikeouts (77), and opponent's batting average (.226), 10th in ERA (2.87) and 11th in innings-pitched (84.2)

TYLER CYR | RIGHT-HANDED PITCHER



HEIGHT 6-2 | **WEIGHT** 211 | **BATS** Right | **THROWS** Right

BORN: May 5, 1993
BIRTHPLACE: Fremont, Calif.
AGE: 25 (Turns 26 on May 5)
ACQUIRED: 10th round - 2015
SCHOOL: Embry-Riddle (Fla.) / Skyline College (Calif.)



CAREER HIGHS

IP (START): 1.0, 7/7/15 (GIA vs. ANG)
IP (RELIEF): 4.0, 2x, last - 6/3/16 (AUG vs. WV)
RUNS ALLOWED: 4, 3x, 7/26/17 (RIC vs. HBG)

WALKS: 3, 5x, last - 5/20/17 (RIC vs. HBG)
STRIKEOUTS: 7, 6/11/16 (AUG @ GVL)
MOST HITS ALLOWED: 5, 2x, last - 6/18/16 (AUG vs. ASH)

AWARDS & ACCOLADES

2017 Arizona Fall League Rising Star (Scottsdale)
 2017 Eastern League Mid-Season All-Star (Richmond)

FUN FACTS

- Tyler O'Neil Cyr (pronounced SEER)
- Attended John F. Kennedy High School in Fremont, Calif.
- Did not begin pitching regularly until his senior year of high school
- Majored in homeland security and minored in counterterrorism at Embry-Riddle in Daytona Beach, Fla.
- Signing Scout: Jim Gabella

CAREER TRANSACTIONS

- Selected by the San Francisco Giants in the 10th round (306th overall) of the 2015 MLB Draft out of Embry-Riddle University
- Signed on June 28, 2015

2018

- Pitched in eight games for Double-A Richmond
- Earned saves in three straight appearances from 4/14-4/18
- Placed on the 7-day disabled list due to right elbow soreness on 5/5, retroactive to 5/3
- Had season-ending surgery 6/1 to repair an olecranon fracture in his right elbow
- Non-roster invitee to major-league spring training with the Giants

2017


- Spent the entire season with Double-A Richmond
- Collected a career-high 18 saves in 20 chances
- Led team with 47 appearances
- Finished second in the Eastern league in saves
- Did not allow a run across 11 straight appearances, a scoreless streak of 10.1 innings from 4/17-5/20
- Went 3-1 with 11 saves and a 2.56 ERA prior to the All-Star break
- Named a 2017 Mid-Season Eastern League All-Star
- Pitched one scoreless innings with a strikeout in Eastern League All-Star game on 7/12 in Manchester, N.H.
- Earned saves in six straight appearances from 7/23-8/4
- Allowed two runs (one earned) in August, owning a 0.82 ERA in 11 appearances
- Pitched for the Scottsdale Scorpions in the Arizona Fall League
- Named to Arizona Fall League Rising Stars

2016

- Split the season between Single-A Augusta and A-Adv. San Jose
- Struck out 65 and walked 16 in 50.2 innings with Augusta, holding opponents to a .201 average
- Finished the season with a career-high 73.2 innings-pitched and 89 strikeouts between the two levels
- Fanned six in three innings on 4/14 vs. CSC
- Threw a career-high 4.0 innings in relief on 5/16 vs. ASH
- Struck out a career-high seven batters in 3.2 scoreless in-

nings on 6/11 @ GVL

- Promoted to A-Adv. San Jose on 6/24
- Did not allow a run in first nine California League appearances, a streak spanning 12.1 innings from 6/25-7/16



2015

- Began the season with rookie AZL Giants before earning a promotion to Single-A Augusta
- Made first professional appearance on 6/28 @CUB, striking out the side in order for a scoreless inning
- Promoted to Low-A Augusta on 7/9
- Struck out 20 and walked 18 in 17.2 innings (12 appearances) with the GreenJackets

COLLEGE

- Played two seasons at Embry-Riddle from 2014-15
- Second-highest drafted player in Embry-Riddle Eagles history, trailing former college teammate Daniel Poncedeleon (285th overall, 2014)
- Second-Team All-Sun Conference honors in 2015
- Went 7-5 with a 3.14 ERA in 17 appearances (15 starts), including two complete games
- Began junior college career at Skyline College in 2013, where he was teammates with former Akron RubberDucks pitcher Julian Merryweather
- Pitched for the Waynesboro Generals of the Valley League in Waynesboro, Va. during the summer of 2014

YR	CLUB	W-L	ERA	G	GS	CG	SHO	SV	IP	H	R	ER	HR	BB	SO
15	AZL Giants (Rk.)	0-1	2.25	3	1	0	0	0	4.0	2	3	1	0	1	7
	Augusta (A)	2-1	5.60	12	0	0	0	0	17.2	16	14	11	0	18	20
	2015 Totals (Rk./A)	2-2	4.98	15	1	0	0	0	21.2	18	17	12	0	19	27
16	Augusta (A)	3-3	2.31	20	0	0	0	2	50.2	36	17	13	1	16	65
	San Jose (A+)	2-1	2.35	19	0	0	0	1	23.0	19	8	6	1	9	24
	2016 Totals (A/A+)	5-4	2.32	39	0	0	0	3	73.2	55	25	19	2	25	89
17	Richmond (AA)	5-2	2.19	47	0	0	0	18	49.1	50	20	12	3	20	57
18	Richmond (AA)	0-1	6.00	8	0	0	0	3	9.0	7	6	6	0	6	8
MILB Totals (4 seasons)		12-9	2.87	109	1	0	0	24	153.2	130	68	49	5	70	181



HEIGHT 6-0 | **WEIGHT** 216 | **BATS** Right | **THROWS** Right

BORN: July 20, 1993
BIRTHPLACE: Bellevue, Wash.
AGE: 25 (Turns 26 on July 20)
ACQUIRED: 3rd round - 2014
SCHOOL: Oregon State



CAREER HIGHS

HITS: 4, 3x, last - 8/2/18 (RIC @ NH)
RUNS: 3, 6x, last - 8/2/18 (RIC @ NH)
HOME RUNS: 2, 3x, last - 6/9/16 (AUG @ GVL)

RBI: 5, 2x, 7/8/17 (RIC @ BOW)
STOLEN BASES: 1, 11x, last - 7/18/18 (RIC vs. ERI)
HITTING STREAK: 9 games, 7/26/14-8/5/14

AWARDS & ACCOLADES

2016 South Atlantic League Mid-Season All-Star (Augusta)
 2016 MiLB.com Giants Organizational All-Star

FUNNY FACTS


- Dylan Charles Davis
- Attended Redmond High School in Redmond, Wash.
- Named All-League and All-State as a senior in 2011, hitting .420 with 10 homers and 35 RBIs while going 7-3 with a 3.92 ERA in 11 games as a pitcher
- Rated by Perfect Game as the No. 35 player in the nation and No. 1 player in Washington prior to senior season in 2011
- High school and college teammate of former Binghamton and currently New York Mets outfielder Michael Conforto
- Played for Team USA 14U National Team that won gold medal in Guatemala in 2007
- Played for Team USA 16U National Team in 2009 that won gold in Taiwan, a team that included Giants minor leaguer C.J. Hinojosa, former Akron and current Indians infielder Francisco Lindor, former Altoona and current Pirates infielder Kevin Kramer and others
- Participated in 2010 AFLAC All-American High School Baseball Classic at Petco Park in San Diego
- While at Oregon State, was active in the community, spending time cleaning up parks and working in a kitchen for the homeless

CAREER TRANSACTIONS

- Selected by the San Francisco Giants in the third round (87th overall) of the 2014 MLB Draft
- Signed on July 18, 2014

2018

- Spent majority of the season with Double-A Richmond before earning late-season promotion to Triple-A Sacramento
- Led Richmond with 55 RBIs
- Played a career-high 128 games
- Matched career high with 27 doubles
- Hit .262 in 65 road games, but .208 in 60 home games
- Batted .283 when leading off an inning with five home runs
- Began season on a five-game hitting streak
- Posted back-to-back three-hit games on 5/26 and 5/27 @ Akron
- Tied a career-high with four hits on 8/2 @ NH with three doubles
- Promoted to Triple-A Sacramento on 9/1
- Went 0-for-8 across three games with the River Cats



2017

- Spent the entire season with Double-A Richmond
- Batted a career-low .217 in 99 games
- Hit .265 in 49 road games, but .166 in 50 home games
- Committed Richmond franchise-record four errors in one on 4/26 vs. BOW in first career appearance at third base
- Spent the rest of the season playing outfield
- Scored a run in four straight games to start the season
- Homered in back-to-back games on 5/16 and 5/17 @ AKR
- Hit safely in 15 of 17 games from 6/20-7/13

YR	CLUB	G	AB	R	H	2B	3B	HR	RBI	BB	SO	SB	AVG.
14	AZL Giants (Rk.)	9	37	6	11	7	0	0	8	3	12	0	.297
	Salem-Keizer (A-)	23	85	11	17	0	0	4	7	7	23	1	.200
	2014 Totals (Rk./A-)	32	122	17	28	7	0	4	15	10	35	1	.230
	Augusta (A)	72	256	37	64	13	0	9	30	28	76	2	.250
15	San Jose (A+)	29	107	18	22	3	0	3	11	14	28	0	.206
	2015 Totals (A/A+)	101	363	55	86	16	0	12	41	42	104	2	.237
	Augusta (A)	63	236	38	68	17	4	8	43	30	58	3	.288
16	San Jose (A+)	63	248	36	69	10	1	18	49	22	61	1	.278
	2016 Totals (A/A+)	126	484	74	137	27	5	26	92	52	119	4	.283
	Richmond (AA)	99	327	32	71	17	0	10	38	26	92	0	.217
17	Richmond (AA)	125	430	49	102	27	2	13	55	30	113	4	.237
	Sacramento (AAA)	3	8	0	0	0	0	0	0	0	3	0	.000
	2018 Totals (AA/AAA)	128	438	49	102	27	2	13	55	30	116	4	.233
MiLB Totals (5 seasons)		486	1734	227	424	94	7	65	241	160	466	11	.245

2016

- Split the season between A-Adv. San Jose Single-A Augusta
- Hit a career-high 26 home runs
- Began the season with Single-A Augusta on a five-game hitting streak
- Went 2-for-4 w/it a double and a home run on 4/15 vs. CSC
- Hit two home runs on 4/20 vs. ROM
- Posted three straight two-hit games from 4/22-4/24
- Hit .308 with six doubles and four home runs in April
- Drove in four runs on 5/7 @ ROM
- Hit two home runs in a game on 6/9 @ GVL
- Named 2016 Mid-Season South Atlantic League All-Star
- Promoted to A-Adv. San Jose on June 29
- Homered in back-to-back games on 6/30 and 7/1 @ VIS
- Went 4-for-5 with a double and a home run on 7/9 vs. STK
- Hit a home run in three games across four days from 7/14-7/17
- Went 4-for-4 on 7/27 vs. BAK
- Homered in three straight games from 8/11-8/13
- Homered in back-to-back games from 8/16-8/17
- Homered in three straight games from 8/23-8/25
- Finished the season on an 0-for-19 skid

2015

- Split the season between A-Adv. San Jose
- Made season debut on 5/1
- Started the season with A-Adv. San Jose, posting four multi-hit games in six days from 5/4-5/8
- Went 2-for-5 with a home run on 5/27 @ HD
- Assigned to Single-A Augusta on 6/6
- Hit safely in seven straight games from 6/15-6/21
- Struck out four times in one game on 6/25 @ ROM
- Collected a career-high five RBIs on 8/3 @ LEX in 2-for-5 showing with two home runs
- Tallied five two-hit games from 8/18-8/22

2014

- Began career with Arizona League Giants before earning promotion to short-season Salem-Keizer
- Began career on career-best nine game hitting streak from 7/26-8/5
- Collected first career hit and RBI in professional debut on 7/26
- Promoted to short-season Salem-Keizer on 8/7
- Belted first career home run on 8/12 vs. HIL
- Homered in three straight games from 8/18-8/21

COLLEGE

- Played three seasons at Oregon State University
- Finished his career at Oregon State second all-time with 48 doubles and fourth all-time with 155 RBIs
- Won 2014 Pac-12 Championship
- Led the Pac-12 with 64 RBIs in 2014
- Participated in the 2013 NCAA College World Series
- Named 2013 CWS NCAA Corvallis Regional Most Outstanding Player
- Won 2013 Pac-12 Championship
- Also pitched at Oregon State, going 1-1 with a 3.08 ERA in 17 games
- Played with current Major Leaguers Michael Conforto (NYM) and Jace Fry (CWS) while at Oregon State
- Won the 2012 Cape Cod League Home Run Derby at Fenway Park
- Played for the Falmouth Commodores of the Cape Cod League in 2013 and the Brewster Whitecaps in 2012



HEIGHT 6-1 | **WEIGHT** 180 | **BATS** Right | **THROWS** Right

BORN: March 6, 1998
BIRTHPLACE: Santo Domingo, Dominican Republic
AGE: 21
ACQUIRED: International Free Agent (July 2, 2014)



CAREER HIGHS

HITS: 4, 7x, last - 4/11/18 (SJ @ LAN)
RUNS: 4, 7/3/15 (DSL GSI @ DSL ROCK)
HOME RUNS: 2, 2x, 7/27/17 (AUG @ COL)

RBI: 5, 4/26/17 (AUG @ LEX)
STOLEN BASES: 1, 11x, last - 6/24/18 (SJ @ RC)
HITTING STREAK: 9, 2x, 8/22/17-8/30/17

AWARDS & ACCOLADES

2016 Arizona League Post-Season All-Star (AZL Giants)

FUNN FACTS

- Sandro Fabian Pena
- Rated by *Baseball America* as having the "Best Outfield Arm" in the Giants system entering 2019
- Ranked as the No. 16 Giants prospect by MLB.com and No. 26 by *Baseball America* entering 2019
- Top international target of the Giants in 2014 class
- Played in the International Prospect League (IPL) prior to signing
- Signing Scouts: Pablo Peguero, Felix Peguero and Jonathan Bautista

CAREER TRANSACTIONS

- Signed by the San Francisco Giants as an international free agent on July 2, 2014

2018

- Spent the entire season with A-Adv. San Jose
- Struck out 107 times in 112 games
- Tied for fifth on the team with 10 home runs
- Tied a career-high with four hits on 4/11 @ LAN
- Ranked as the No. 8 Giants prospect by MLB.com and No. 9 by *Baseball America*

2017

- Spent the entire season with Single-A Augusta
- Played a career-high 122 games with a career-high 133 hits
- Hit a career-high 30 doubles, 11 home runs and 61 RBIs
- Hit two home runs and drove in five in a 4-for-5 showing on 4/26 @ LEX
- Hit safely in nine straight games from 6/7-6/15

- Went 4-for-4 on 7/13 @ WV
- Hit two home runs on 7/27 @ COL
- Hit safely in 11 of his final 12 games to raise average by 19 points
- Hit .370 and slugged .510 in 25 games in August
- Hit .311 with eight home runs and 33 runs scored in the second half of the season
- Ranked as the No. 7 Giants prospect by MLB.com and No. 8 by *Baseball America*

2016

- Spent the entire season with the rookie AZL Giants
- Ranked fourth in the AZL in batting average (.340), third in slugging percentage (.522) and tied for eighth in doubles (13)
- Tied for 11th in the league in runs scored (30)
- Collected three straight multi-hit games from 7/2-7/5
- Racked up 12 RBIs in seven games from 7/13-7/23
- Hit two triples on 7/18 @ DIA
- Went 4-for-5 on 8/1 @ BRE
- Finished season on a five-game hitting streak from 8/23-8/28
- Named an Arizona League Post-Season All-Star
- Ranked by *Baseball America* as the No. 14 prospect in the Arizona League after the season

2015

- Spent the entire season with DSL Giants during team's Dominican Summer League championship run
- Earned first professional hit on 6/1 @ DSL TWI
- Notched first professional home run on 6/12 @ DSL ROCK
- Went 4-for-5 on 6/30 vs. DSL SEA
- Combined for seven hits in 10 at-bats between 8/12 @ DSL SEA and 8/13 vs. DSL SEA
- Hit .344 in 17 games in August



YR	CLUB	G	AB	R	H	2B	3B	HR	RBI	BB	SO	SB	AVG.
15	DSL Giants (F-Rk.)	65	242	47	65	10	2	3	37	15	47	2	.269
16	AZL Giants (Rk.)	42	159	30	54	13	5	2	35	7	28	3	.340
17	Augusta (A)	122	480	51	133	30	0	11	61	10	88	5	.277
18	San Jose (A+)	112	406	47	81	19	1	10	35	26	107	1	.200
MiLB Totals (4 seasons)		341	1287	175	333	72	8	26	168	58	270	11	.259



HEIGHT 6-1 | **WEIGHT** 170 | **BATS** Right | **THROWS** Right

BORN: December 15, 1994
BIRTHPLACE: Carolina, Puerto Rico
AGE: 24 (Turns 25 on December 15)
ACQUIRED: 11th round - 2013
SCHOOL: Puerto Rico Baseball Academy



CAREER HIGHS

HITS: 4, 7/28/18 (SJ vs. IE)
RUNS: 3, 4x, last – 7/18/18 (SJ @ RC)
HOME RUNS: 2, 4/30/18 (SJ vs. VIS)

RBI: 5, 9/1/18 (SJ vs. MOD)
STOLEN BASES: 4, 2x, last – 7/3/15 (AUG @ SAV)
HITTING STREAK: 9 games, 7/15/14-7/30/14

AWARDS & ACCOLADES

2018 California League Mid-Season All-Star (San Jose)
 2015 South Atlantic League Mid-Season All-Star (Augusta)

FUN FACTS

- Johneshwy Ali Fargas
- One of three 11th-round picks out of the Puerto Rico Baseball Academy in the 2013 MLB Draft
- One of two players (Rayan Hernandez) drafted by San Francisco out of the Puerto Rico Baseball Academy in 2013
- Signing Scout: Junior Roman

CAREER TRANSACTIONS

- Selected by the San Francisco Giants in the 11th round (342nd overall) of the 2013 MLB Draft out of Puerto Rico Baseball Academy
- Signed on June 18, 2013

2018

- Spent the entire season with A-Adv. San Jose
- Batted .288 and slugged .421, career-bests for full-season baseball
- Hit a career-high eight home runs
- Led the California League and Giants organization with 47 stolen bases, 10 more than the next best mark
- Had a stolen base in seven straight games from 4/20-5/1
- Hit two home runs in a game on 4/30 vs. VIS
- Across 11 games in April, slashed .433/.500/.700 with eight stolen bases
- Named a 2018 California Mid-Season All-Star
- Had a season-high three steals on 6/30 @ VIS
- Went 4-for-4 on 7/28 vs. IE
- Tallied a career-high five RBIs on 9/1 vs. MOD
- Swiped 29 bases in 47 games after the All-Star break
- Hit .307 with six home runs and 21 RBIs in the second half of the season
- Hit a walk-off grand slam on 9/1 vs. MOD

2017

- Split the season between Single-A Augusta and A-Adv. San Jose
- Limited to 68 games due to injury
- Assigned to the 7-day DL three separate times
- Began the season with San Jose
- Doubled and tripled on 4/9 @ IE
- Went hitless from 4/15-4/25, a stretch spanning eight games and 23 at-bats
- Collected three straight multi-hit games from 4/30-5/2
- Assigned to Single-A Augusta on 5/22
- Placed on the 7-day disabled list on 6/6, retroactive to 6/1 and activated on 6/24
- Played just seven games before being placed on the 7-day disabled list on 7/6 and activated on 7/24
- Went 3-for-5 on 8/6 with a triple

2016

- Split the season between Single-A Augusta and A-Adv. San Jose
- Played a career-high 119 games between the two levels
- Hit .172 in 36 games with San Jose
- Collected a triple in three of his first four games of the season
- Assigned to Single-A Augusta on 5/24
- Stole three bases on 5/27 vs. CSC

- Went 3-for-3 on 5/28 vs. CSC
- Had three straight games with two hits from 6/24-6/26 to raise average by 29 points
- Strung together an eight-game hitting streak from 7/3-7/10
- Hit .294 in July with five doubles and 10 steals
- Batted .306 across 206 at-bats vs. right-handed pitching and .200 in 85 at-bats against lefties
- Stole 32 bases with Augusta, caught eight times



2015

- Spent the entire season with Single-A Augusta
- Collected a career-high 114 hits, 19 doubles, 35 RBIs and 59 steals
- Second in the league in steals behind Jorge Mateo
- His 59 steals were just seven shy of Augusta's franchise record
- Hit in the leadoff spot for all but four games played
- Had back-to-back three-hit games on 4/13 and 4/14 @ CSC
- Stole a career-high four bases on 4/13 @ CSC
- Batted .313 with 11 stolen bases in 20 April games
- Placed on the 7-day disabled list on 5/12 and activated on 5/21
- Went 6-for-15 with a double and three steals in a three-game series from 5/29-5/31 @ ASH
- Hit .293 with 12 doubles and 30 steals in the first half of the season
- Named a Mid-Season South Atlantic League All-Star
- Placed on 7-day DL on 8/22 for remainder of season

2014

- Spent the entire season with short-season Salem-Keizer
- Hit first professional home run on 6/20 @ HIL
- Had career-best nine-game hitting streak from 7/15-7/30
- Drove in four on 8/2 @ TRI

2013

- Spent the entire season with rookie-level AZL Giants
- Picked up first professional hit in professional debut on 7/2 vs. RED
- Went 3-for-5 on 7/7 @ ROY
- Stole three bases on 8/15 @ IND

YR	CLUB	G	AB	R	H	2B	3B	HR	RBI	BB	SO	SB	AVG.
13	AZL Giants (Rk.)	30	77	21	23	4	0	0	2	9	11	8	.299
14	Salem-Keizer (A-)	49	167	33	40	6	0	3	13	24	27	15	.240
15	Augusta (A)	102	410	71	114	19	2	2	35	28	65	59	.278
16	San Jose (A+)	36	134	14	23	0	3	0	9	12	40	9	.172
	Augusta (A)	83	291	31	80	11	3	2	25	24	57	32	.275
	2016 Totals (A/A+)	119	425	45	103	11	6	2	34	36	97	41	.242
17	San Jose (A+)	31	103	15	20	4	2	2	11	3	24	5	.194
	Augusta (A)	37	117	14	24	6	1	1	10	6	24	10	.205
	2017 Totals (A/A+)	68	220	29	44	10	3	3	21	9	48	15	.200
18	San Jose (A+)	89	278	47	80	9	2	8	32	21	49	47	.288
MILB Totals (6 seasons)		457	1577	246	404	59	13	18	137	127	297	185	.256



HEIGHT 6-4 | **WEIGHT** 206 | **BATS** Right | **THROWS** Right

BORN: June 26, 1998
BIRTHPLACE: Scottsdale, Ariz.
AGE: 20 (Turns 21 on June 26)
ACQUIRED: 2nd round - 2017
SCHOOL: Chaparral (Ariz.) High School



CAREER HIGHS

HITS: 4, 7/4/17 (GIA vs. DIA)
RUNS: 3, 3x, last - 5/10/18 (AUG vs. ROM)
HOME RUNS: 1, 9x, last - 7/14/18 (AUG vs. ROM)

RBI: 4, 5/10/18 (AUG vs. ROM)
STOLEN BASES: 1, 7x, 6/5/18 (AUG vs. GVL)
HITTING STREAK: 6 games, 3x, last - 5/9/18-5/13/18

AWARDS & ACCOLADES

2017 Arizona League Post-Season All-Star (AZL Giants)
 2017 Arizona League August Player of the Month (AZL Giants)

FUN FACTS

- Jacob Christopher Gonzalez
 - Ranked as the No. 20 Giants prospect by MLB.com and No. 27 by *Baseball America* entering 2019
 - Son of former 19-year major-leaguer Luis Gonzalez, who played for the Houston Astros, Chicago Cubs, Detroit Tigers, Arizona Diamondbacks, Los Angeles Dodgers and Florida Marlins and hit a walk-off single in Game 7 of the 2001 World Series for Arizona
 - Attended Chaparral High School in Scottsdale, Ariz., which has produced seven major-leaguers, including Paul Konerko, Dylan Cozens and Ike Davis, as well as actress Emma Stone and *Twilight* author Stephenie Meyer
 - Hit .429 with 19 homers in 98 high school games across three varsity seasons, including hitting .489 in his senior season in 2017
 - Two-time all-state selectee
 - Had committed to play at TCU before signing with the Giants
- Signing Scout: Chuck Hensley

CAREER TRANSACTIONS

- Selected by the San Francisco Giants in the second round (58th overall) of the 2018 MLB Draft out of Chaparral (Ariz.) High School
- Signed on June 21, 2017

2018

- Spent the entire season with Single-A Augusta
- Hit 22-for-73 (.310) in 18 day games
- Went 3-for-4 on 4/28 vs. COL to raise average to season-high .272
- Drove in four runs on 5/10 vs. ROM
- Recorded a six-game hitting streak from 6/1-6/7
- Hit a home run in a 3-for-4 performance on 6/24 @ HIC
- Had a hit in four of the last five games of the season
- Ranked by MLB.com as the No. 9 Giants prospect and No. 12 by *Baseball America*

2017

- Spent the entire season with rookie AZL Giants
- Batted third in all but four games
- Recorded first professional hit on 6/30 vs. ATH
- Began professional career with five straight multi-hit games, slashing .750/.783/1.050 with four double and a triple
- Went 4-for-4 on 7/4 vs. DIA
- Hit first professional home run on 8/21 @ CUB
- Hit .322 with seven doubles in 23 games across August and was named MLB.com Arizona League Player of the Month
- Led team to berth in AZL Championship Series before falling to AZL Cubs
- Named 2017 Arizona League Post-Season All-Star
- Ranked by MLB.com as the No. 12 Giants prospect
- Rated by *Baseball America* as the No. 15 prospect in the Arizona League



YR	CLUB	G	AB	R	H	2B	3B	HR	RBI	BB	SO	SB	AVG.
17	AZL Giants (Rk.)	46	168	23	57	15	1	1	21	16	23	0	.339
18	Augusta (A)	122	459	54	104	20	2	8	45	31	107	7	.227
MILB Totals (2 seasons)		168	627	77	161	35	3	9	66	47	130	7	.257

GIANTS ORGANIZATION BEST TOOLS

As compiled by *Baseball America* heading into the 2019 season

Best Hitter for Average	Luis Toribio	Best Changeup	Shaun Anderson
Best Power Hitter	Chris Shaw	Best Control	Sean Hjelte
Best Strike-Zone Discipline	Luis Toribio	Best Defensive Catcher	Joey Bart
Fastest Baserunner	Patrick Hilson	Best Defensive Infielder	Manuel Geraldo
Best Athlete	Patrick Hilson	Best Infield Arm	Manuel Geraldo
Best Fastball	Melvin Adon	Best Defensive Outfielder	Richgelson Juliana
Best Curveball	Logan Webb	Best Outfield Arm	Patrick Hilson
Best Slider	Gregory Santos		

MERANDY GONZALEZ | RIGHT-HANDED PITCHER



HEIGHT 6-0 | **WEIGHT** 215 | **BATS** Right | **THROWS** Right

BORN: October 9, 1995
BIRTHPLACE: Cotui, Dominican Republic
AGE: 23 (Turns 24 on October 9)
ACQUIRED: Claimed off waivers from Miami (March 2, 2019)



CAREER HIGHS

IP (START): 7.2, 4/15/17 (COL @ AUG)
IP (RELIEF): 4.0, 4x, last - 6/28/14 (DSL MTS vs. DSL AST2)
RUNS ALLOWED: 7, 2x, last - 6/24/18 (JAX @ MIS)

WALKS: 7, 6/24/18 (JAX @ MIS)
STRIKEOUTS: 10, 5/31/17 (COL @ AUG)
MOST HITS ALLOWED: 9, 3x, last - 7/6/18 (JAX @ MOB)

AWARDS & ACCOLADES

2017 South Atlantic League Mid-Season All-Star (Columbia)
 South Atlantic League Pitcher of the Month- April 2017 (Columbia)

FUNN FACTS

- Merandy Sosa Gonzalez (MURR-an-DEE)
- Enjoys billiards, travel and cooking

CAREER TRANSACTIONS

- Signed by the New York Mets as an international free agent on March 6, 2013
- Traded from the New York Mets to the Miami Marlins along with minor-league outfielder Ricardo Cespedes in exchange for RHP A.J. Ramos on July 28, 2017
- Recalled by the Miami Marlins on April 19, 2018
- Options to Double-A Jacksonville on May 10, 2018
- Recalled by Miami Marlins on June 15, 2018
- Options to Double-A Jacksonville on June 18, 2018
- Recalled by Miami Marlins on August 13, 2018
- Claimed off waivers by San Francisco Giants on March 2, 2019

2018

- Spent most of the season with Double-A Jacksonville while also making eight appearances with the Miami Marlins
- Allowed just two hits in five shutout innings in first start on 4/8 @ JAX
- Promoted to Miami Marlins on 4/19
- Threw two scoreless innings out of the bullpen on 4/19 @ MIL in Major League debut
- Allowed one run in one inning on 4/22 @ MIL
- Earned first career Major League win on 4/25 @ LAD, allowing three runs in 3.0 innings
- Collected the win on 4/30 vs. PHI with 2.0 scoreless innings of relief in first home appearance
- Struck out career-high seven batters in 3.0 innings on 5/9 @ CHC
- Options to Double-A Jacksonville on 5/10
- Recalled by Miami Marlins on 6/15
- Threw 4.1 innings on 6/17 @ BAL
- Options to Double-A Jacksonville on 6/18
- Tossed 7.0 shutout innings on 7/11 vs. CHA to earn first Double-A win of the season
- Struck out Minor League season-high nine batters in 5.2 innings on 7/16 vs. BLX
- Allowed just one run across 7.0 innings in three straight starts from 7/26 to 8/8
- Recalled by Miami Marlins on 8/13
- Made first career Major League start on 8/13 @ ATL in the second game of a doubleheader
- Tossed a career-high 4.2 innings, allowing three runs on eight hits while striking out three
- Ranked by MLB.com as the No. 6 Marlins prospect and No. 15 by *Baseball America*

2017

- Split his season between Single-A Columbia, A-Adv. St. Lucie and A-Adv. Jupiter
- Began season with the Fireflies and did not allow a run across four straight starts from 4/9-4/26
- Tossed career-high 7.2 innings on 4/15 @ AUG

YR	CLUB	W-L	ERA	G	GS	CG	SHO	SV	IP	H	R	ER	HR	BB	SO
13	DSL Mets 2 (F-Rk.)	4-1	2.82	14	2	0	0	1	44.2	39	18	14	0	16	29
14	DSL Mets 2 (F-Rk.)	0-2	5.48	6	5	0	0	0	21.1	24	16	13	1	8	22
	DSL Mets 1 (F-Rk.)	3-2	2.39	8	8	0	0	0	37.2	29	14	10	2	9	27
	2014 Totals (F-Rk.)	3-4	3.51	14	13	0	0	0	59.0	53	30	23	3	17	49
15	GCL Mets (Rk.)	2-1	2.05	4	2	1	1	0	22.0	9	6	5	1	3	25
	Kingsport (Rk.+)	2-2	2.82	9	7	0	0	0	44.0	40	18	14	1	19	39
	2015 Totals (Rk./Rk.+)	4-3	2.57	13	9	1	1	0	66.2	49	24	19	2	22	64
16	Brooklyn (A-)	6-3	2.87	14	14	0	0	0	69.0	65	29	22	2	27	71
17	Columbia (A)	8-1	1.55	11	11	0	0	0	69.2	50	16	12	3	13	65
	St. Lucie (A+)	4-2	2.23	6	6	0	0	0	36.1	33	12	9	1	8	24
	Jupiter (A+)	1-0	1.11	5	3	0	0	1	24.1	18	4	3	0	5	14
	2017 Totals (A/A+)	13-3	1.66	22	20	0	0	1	130.1	101	32	24	4	26	103
18	Jacksonville (AA)	3-6	4.32	14	14	0	0	0	73.0	68	37	35	7	33	47
	MIAMI (MLB)	2-1	5.73	8	1	0	0	0	22.0	31	14	14	4	8	19
	MLB Totals (6 seasons)	33-20	2.79	91	72	1	1	2	442.2	375	170	137	18	141	363
	MLB Totals (1 season)	2-1	5.73	8	1	0	0	0	22.0	31	14	14	4	8	19

- Went 4-0 with a 0.00 ERA while striking out 23 batters in 28.1 innings in four April starts and named MLB.com South Atlantic League Pitcher of the Month, holding opponents to a .160 batting average in April
- Tossed 7.0 shutout innings on 5/18 vs. WV
- Struck out career-high 10 batters on 5/31 vs. AUG
- Went 8-1 with a 1.55 ERA in 11 starts to earn Mid-Season South Atlantic League All-Star honors
- Promoted to A-Adv. St. Lucie on 6/22
- Threw 7.0 shutout innings on 7/19 @ JUP to earn fourth consecutive win
- Traded by the New York Mets to the Miami Marlins along with OF Ricardo Cespedes in exchange for RHP A.J. Ramos on 7/28 and assigned to A-Adv. Jupiter
- Made Marlins organizational debut on 8/3 @ FTM, allowing one unearned run in 5.0 innings
- Did not allow a run in back-to-back 4.0-IP relief appearances on 8/13 vs. FLO and 8/18 @ FLO
- Ranked by MLB.com as the No. 15 Mets prospect before the season and No. 14 by *Baseball America*

2016

- Spent the entire season with short-season Brooklyn
- Finished eighth in NYPL with a 2.87 ERA
- Struck out seven in 5.1 scoreless innings on 6/19 vs. TRI
- Fired 7.0 shutout innings with nine strikeouts on 7/4 @ BAT
- Struck out seven in 5.0 scoreless innings on 8/17

2015

- Split season between Gulf Coast League Mets and rookie Kingsport
- Struck out seven batters across 5.0 perfect innings of relief on 6/22 vs. GCL MRL
- Tossed a 7.0-inning no-hitter on 7/9 @ GCL MRL, striking out six and walking one
- Combined for 12.0 scoreless and hitless innings against GCL MRL in two appearances
- Promoted to rookie Kingsport on 7/10
- Struck out six in 6.0 shutout innings on 8/24 @ BRS
- Struck out season-high eight batters in 6.0 innings on 8/29 @ ELZ

2014

- Spent the entire season with Dominican Summer League Mets
- Struck out season-high six in 4.0 innings on 6/28 vs. DSL AST2
- Allowed just one unearned run in 5.0 innings on 7/16 @ DSL GSI
- Threw 5.0 hitless innings on 8/14 vs. DSL SEA
- Earned three straight wins from 8/2-8/4
- Tossed at least 5.0 innings in four straight starts from 8/2-8/20

2013

- Spent the entire season with Dominican Summer League Mets
- Made first professional appearance on 6/5 vs. DSL ANG, allowing three runs on four hits in 2.0 innings, striking out three and walking three
- Earned first career save on 6/22 vs. DSL NYY2 with 3.0 scoreless innings
- Earned first career win on 6/28 @ DSL ROCK with 3.0 hitless innings of relief
- Made first career start on 7/4 vs. DSL FLA, earning the win after allowing one run in 5.0 innings

ALFRED GUTIERREZ | RIGHT-HANDED PITCHER



HEIGHT 6-1 | **WEIGHT** 200 | **BATS** Right | **THROWS** Right

BORN: June 12, 1995
BIRTHPLACE: Nueva Esparta, Venezuela
AGE: 23 (Turns 24 on June 12)
ACQUIRED: Signed as a Minor League Free Agent (Nov. 4, 2018)



CAREER HIGHS

IP (START): 7.0, 5x, last – 9/2/18 (LAK vs. PMB)
IP (RELIEF): 4.0, 4x, last – 5/4/18 (LAK @ DBT)
RUNS ALLOWED: 8, 2x, last – 8/16/18 (TOL vs. ROC)

WALKS: 4, 4x, last – 8/26/18 (LAK @ FLO)
STRIKEOUTS: 11, 8/13/17 (WM vs. GL)
MOST HITS ALLOWED: 11, 8/11/18 (ERI @ ALT)

AWARDS & ACCOLADES

2018 Florida State League Mid-Season All-Star (Lakeland)
 Midwest League Pitcher of the Week - 8/13/17 (West Michigan)
 Midwest League Pitcher of the Week - 5/14/17 (West Michigan)

FUNN FACTS

- Alfred Samuel Gutierrez
- From Nueva Esparta, the 20th-largest state in Venezuela of 23
- First season in Giants organization after completing seven seasons in the Detroit Tigers system
- Pitched for Los Bravos de Margarita of the Venezuelan Winter League in the 2014-15, 2015-16 and 2018-19 seasons, and posted a 3-0 record with a 1.30 ERA in 24 relief outings over the most recent offseason where he was teammates with former Flying Squirrel Carlos Moncrief

CAREER TRANSACTIONS

- Signed as an international free agent by the Detroit Tigers on January 16, 2012
- Granted free agency on November 2, 2018
- Signed as a minor league free agent by the San Francisco Giants on November 4, 2018

2018

- Played for A-Adv. Lakeland, Double-A Erie and Triple-A Toledo
- Began the season with Lakeland, making 23 appearances (11 starts)
- Started his stint with Lakeland in the bullpen before moving to the rotation on 6/3
- Tossed a season-high 4.0 innings in relief on 5/4
- Held opponents to a .194 average in the first half of the season
- Named A-Mid-Season Florida State League All-Star
- Fanned eight batters in six-plus innings in back-to-back starts on 6/30 @ FTM and 7/7 vs. TAM
- Promoted to Double-A Erie on 7/10
- Struck out 10 batters in 5.2 innings on 7/31 @ POR
- Promoted to Triple-A Toledo on 8/17
- Allowed eight runs on seven hits—including three home runs—in one inning on 8/16 vs. ROC
- Assigned to Double-A Erie on 8/16
- Assigned to A-Adv. Lakeland on 8/25
- Finished the season with seven scoreless innings on 9/2 vs. PMB

2017

- Spent the entire season with Single-A West Michigan
- Made a career-high 24 appearances (20 starts) and set career highs in innings (126.1), wins (10) and strikeouts (127)
- Made three straight relief appearances to begin the season and did not allow a run in 9.0 innings, striking out 10 and walking none
- Threw six scoreless innings of one-hit baseball with six strikeouts on 5/10 @ PEO
- Named Midwest League Pitcher of the Week on 5/14
- Did not allow a run and struck out seven in 7.0 innings on 5/24 vs. FW
- Recorded a 62:4 K/BB ratio in 55.2 innings prior to the All-Star break
- Won three straight decisions from 6/23-7/5
- Struck out seven over 7.0 scoreless innings on 6/29 vs. DAY
- Struck out 10 in 7.0 innings on 7/27 vs. FW
- Struck out a career-high 11 batters across 7.0 scoreless innings

YR	CLUB	W-L	ERA	G	GS	CG	SHO	SV	IP	H	R	ER	HR	BB	SO
12	VSL Tigers (F-Rk.)	0-1	8.31	9	0	0	0	0	17.1	17	18	16	2	10	17
13	VSL Tigers (F-Rk.)	3-1	1.59	18	1	0	0	3	39.2	23	14	7	2	10	33
14	VSL Tigers (F-Rk.)	5-3	2.68	14	10	0	0	0	53.2	53	21	16	4	8	50
	GCL Tigers (Rk.)	0-1	7.04	3	2	0	0	0	7.2	11	7	6	0	3	9
	2014 Totals (F-Rk./Rk.)	5-4	3.23	17	12	0	0	0	61.1	64	28	22	4	11	59
15	GCL Tigers (Rk.)	6-4	3.38	11	11	0	0	0	58.2	55	25	22	4	15	42
16	Lakeland (A+)	0-1	10.38	1	1	0	0	0	4.1	6	5	5	1	0	1
	Connecticut (A-)	1-4	3.16	15	11	0	0	0	62.2	60	25	22	2	11	41
	2016 Totals (A-/A+)	1-5	3.63	16	12	0	0	0	67.0	66	30	27	3	11	42
17	West Michigan (A)	10-7	3.06	24	20	1	0	1	126.1	101	51	43	15	23	127
18	Toledo (AAA)	0-0	72.00	1	0	0	0	0	1.0	7	8	8	3	0	0
	Erie (AA)	2-3	6.09	7	7	0	0	0	34.0	48	24	23	3	15	32
	Lakeland (A+)	2-4	2.42	23	11	0	0	3	74.1	50	23	20	3	27	78
	2018 Totals (A+/AA/AAA)	4-7	4.20	31	18	0	0	3	109.1	105	55	51	9	42	110
MLB Totals (7 seasons)		29-29	3.53	126	74	1	0	7	479.2	431	221	188	39	122	430

RYAN HALSTEAD | RIGHT-HANDED PITCHER



HEIGHT 6-5 | **WEIGHT** 220 | **BATS** Left | **THROWS** Right

BORN: May 13, 1992
BIRTHPLACE: Pomona, Calif.
AGE: 26 (Turns 27 on May 13)
ACQUIRED: 21st round - 2015
SCHOOL: Indiana University



CAREER HIGHS

IP (START): N/A
IP (RELIEF): 3.0, 7x, last – 8/25/18 (RIC @ ALT)
RUNS ALLOWED: 5, 2x, last – 6/12/16 (AUG @ GVL)

WALKS: 2, 3x, last – 8/16/18 (RIC @ BOW)
STRIKEOUTS: 5, 5.7/17 (SJ @ STK)
MOST HITS ALLOWED: 5, 3x, last – 5/27/18 (SAC vs. ABQ)

AWARDS & ACCOLADES

2017 California League Mid-Season All-Star (San Jose)

FUNN FACTS

- Ryan Edward Halstead
- Attended Los Osos (Calif.) High School, which also produced MLB pitcher Addison Reed
- Played first base and pitcher in high school
- Second-Team All-Baseball League
- Majored in history at Indiana University
- Sister, Paige, played softball at UCLA alongside Jenna Crawford, sister of former Flying Squirrels shortstop Brandon Crawford
- Signing Scout: Kevin Christman

CAREER TRANSACTIONS

- Selected in the 36th round of the 2010 MLB Draft out of Los Osos (Calif.) HS by the Houston Astros but did not sign
- Drafted by the Minnesota Twins in the 26th round of the 2013 MLB Draft out of Indiana University but did not sign
- Selected by the San Francisco Giants in the 21st round (636th overall) of the 2015 MLB Draft out of Indiana University
- Signed on June 26, 2015

2018

- Spent most of the season with Double-A Richmond before finishing the year with Triple-A Sacramento
- Made 32 appearances with Richmond, tied for fourth on the team
- Did not allow a run across four straight appearances from 5/2-5/12, a streak spanning 7.0 innings
- Promoted to Sacramento on 5/21
- Made three appearances with River Cats, allowing nine runs (five earned) in 3.2 innings
- Placed on the 7-day DL on 6/3
- Assigned to Richmond on 6/26
- Recorded back-to-back hitless and scoreless three-inning appearances on 8/12 vs. NH and 8/16 @ BOW

2017

- Split the season between A-Adv. San Jose and Double-A Richmond
- Began season with San Jose
- Allowed only one run across 10 appearances in April (12.1 innings), striking out 11 and walking none
- Did not allow a run in 12 consecutive appearances from 4/18-5/14
- Made 22 appearances prior to the All-Star break, recorded a 1.11 ERA and eight saves
- Named California League Mid-Season All-Star
- Promoted to Double-A Richmond on 6/1
- Made first Double-A appearance on 6/26, throwing a scoreless inning on 6/26 @ TRN
- Did not allow a run between 7/19-8/4, a streak that spanned six appearances and 4.1 innings
- Placed on the 7-day DL on 8/23 for remainder of season

2016

- Spent the entire season with Single-A Augusta
- Posted a career-high 62 strikeouts while only walking nine
- Went 0-3 with a 9.75 ERA in 12.0 innings during day games, while going 4-0 with a 2.14 ERA in 42.0 innings during night games
- Started the season with six consecutive scoreless appearances from 4/8-4/19, a streak spanning 6.2 innings
- Allowed five runs on five hits—including two home runs—without recording an out on 5/24 @ COL
- Tossed a season-high 3.0 innings on 6/7 vs. COL, striking out four and walking one without allowing a run
- After posting a 7.71 ERA in 25.2 innings in the first half of the season, went 3-0 with a 0.32 ERA across 28.1 innings after the All-Star break, striking out 33 and walking three
- Did not allow a run in the month of August across 10 appearances
- Finished season with 15 straight scoreless appearances



2015

- Spent the entire season with short-season Salem-Keizer
- Allowed five home runs in 27.0 innings
- Tallied a career-high eight saves
- Made first professional appearance on 6/26 vs. SPO, allowing one hit in a scoreless innings
- Recorded first professional strikeout on 6/28 vs. SPO
- Earned first professional save on 7/3 @ BOI
- Collected three straight saves from 7/3-7/11
- Finished the season with five consecutive scoreless appearances of at least one inning and two strikeouts
- Collected four saves in four tries from 8/24-9/5

COLLEGE

- Spent five years at Indiana University
- Indiana's all-time leader in appearances (105) and saves (33)
- Led Hoosiers in appearances (29) and saves (10) in 2015
- Became first pitcher in Indiana history with 100 appearances
- Redshirted in 2014 after suffering a season-ending knee injury
- Set single-season school record with 11 saves in 2013 junior season, held opponents to a .189 average in 43.2 innings
- Named Third-Team All-Big Ten in 2013
- Named to Big Ten All-Freshman Team in 2011 and tied school single-season record with nine saves

YR	CLUB	W-L	ERA	G	GS	CG	SHO	SV	IP	H	R	ER	HR	BB	SO
15	Salem-Keizer (A-)	1-2	2.33	23	0	0	0	8	27.0	18	9	7	5	4	32
16	Augusta (A)	4-3	3.83	40	0	0	0	4	54.0	52	26	23	3	9	62
17	San Jose (A+)	0-0	1.11	22	0	0	0	8	24.1	24	5	3	0	2	27
	Richmond (AA)	2-0	4.56	26	0	0	0	0	23.2	28	13	12	3	7	21
	2017 Totals (A+/AA)	2-0	2.81	48	0	0	0	8	48.0	52	18	15	3	9	48
18	Sacramento (AAA)	0-0	12.27	3	0	0	0	0	3.2	9	9	5	4	2	4
	Richmond (AA)	4-4	2.72	32	0	0	0	0	56.1	52	24	17	5	15	51
	2018 Totals (AA/AAA)	4-4	3.30	35	0	0	0	0	60.0	61	33	22	9	17	55
	MILB Totals (4 seasons)	11-9	3.19	146	0	0	0	20	189.0	183	86	67	20	39	197



HEIGHT 6-3 | **WEIGHT** 205 | **BATS** Right | **THROWS** Right

BORN: August 1, 1995
BIRTHPLACE: McDonough, Ga.
AGE: 23 (Turns 24 on August 1)
ACQUIRED: 18th round - 2016
SCHOOL: University of Miami



CAREER HIGHS

HITS: 4, 7/7/16 (GIA vs. ANG)
RUNS: 3, 3x, last - 8/22/18 (SJ vs. VIS)
HOME RUNS: 2, 8/29/18 (SJ vs. STK)

RBI: 5, 7/16/17 (AUG @ ASH)
STOLEN BASES: 2, 2x, last - 8/28/16 (GIA @ DOD)
HITTING STREAK: 9 games, 5/3/17-5/14/17

FUN FACTS

- Raised in McDonough, Ga., about 25 miles south of Atlanta
- Attended Eagle's Landing Christian Academy, which was also attended by Tigers prospect Daz Cameron
- Ranked No. 196 high school senior in the nation and No. 11 player in Georgia by *Perfect Game* in 2013
- Hit .333 with nine homers and a team-best 42 RBIs during 2013 senior season, helping team to Class-A private school championship
- Hit .333 with six homers and 30 RBIs in 2012 junior season
- Older brother, Jason, plays for the Chicago Cubs
- Signing Scout: Jose Alou

CAREER TRANSACTIONS

- Selected in the 38th round (1,153 overall) of the 2013 MLB Draft out of Eagle's Landing Christian Academy (Ga.) by the Atlanta Braves but did not sign
- Selected by the San Francisco Giants in the 18th round (545th overall) of the 2016 MLB Draft out of the University of Miami
- Signed on June 28, 2016

2018

- Spent most of the season with A-Adv. San Jose before two appearances with Triple-A Sacramento at the end of the year
- Ranked second in California League with 61 walks
- Set career highs in games played (114), doubles (26), home runs (12) and RBIs (47)
- Began the season on an eight-game hitting streak from 4/7-4/15, going 11-for-32 (.344) with two home runs
- Had three straight games with a double and two RBIs from 4/28-4/30
- Hit .309 in 19 games in April with 13 walks and 11 strikeouts
- Hit home runs in back-to-back games on 5/13 and 5/14 vs. LAN
- Hit safely in 11 of 12 games from 7/6-7/19 with five doubles and two home runs
- Hit a career-high two home runs on 8/29 vs. STK
- Promoted to Triple-A Sacramento on 9/2
- Went 2-for-3 with a double on 9/3 @ LV

2017

- Spent the entire season with Single-A Augusta
- Hit .259 with eight home runs in 57 away games and .179 with two home runs in home games
- Recorded a career-high nine-game hit streak from 5/3-5/14, going 12-for-28 (.429)
- Homered in back-to-back games on 4/21 @ CSC and 4/25 vs. ROM
- Hit .307 with four home runs in 21 games in May
- Doubled twice on 6/1 @ LEX
- Notched a career-high five RBIs on 7/16 @ ASH

2016

- Started the season with Arizona League Giants and ended the season with short-season Salem-Keizer
- Tripled twice in professional debut on 7/6 @ ANG for first career hits and RBI
- Went 4-for-5 on 7/7 vs. ANG with two doubles
- Hit safely in six straight games—including five multi-hit games—to begin career
- Hit first career home run on 7/17 vs. DOD
- Walked a career-high four times on 7/23 vs. BRE
- Slashed .424/.573/.797 with nine doubles, five triples, one home run and 19 RBIs in 18 games
- Promoted short-season Salem-Keizer on 8/31
- Went 3-for-3 with two doubles and four RBIs on 9/5 vs. BOI

COLLEGE

- Played three seasons at the University of Miami
- One of four Hurricanes to start all 64 games in 2016
- Helped lead Miami to the 2015 and 2016 College World Series
- Led Miami during the 2015 NCAA postseason, hitting .355 in nine postseason games
- Went 3-for-3 with a two-run home run and walk-off single against Arkansas in the College World Series on 6/15/15
- Named to 2015 College World Series All-Tournament Team
- Played in 24 games as a freshman



YR	CLUB	G	AB	R	H	2B	3B	HR	RBI	BB	SO	SB	AVG.
16	AZL Giants (Rk.)	28	95	27	32	10	5	1	21	24	30	10	.337
	Salem-Keizer (A-)	4	14	4	4	2	0	0	4	3	3	1	.286
	2016 Totals (Rk./A-)	32	109	31	36	12	5	1	25	27	33	11	.330
17	Augusta (A)	107	359	40	80	16	0	10	45	42	110	5	.223
18	San Jose (A+)	112	407	61	105	26	1	12	47	61	104	14	.258
	Sacramento (AAA)	2	5	1	2	1	0	0	0	1	3	0	.400
	2018 Totals (A+/AAA)	114	412	62	107	27	1	12	47	62	107	14	.260
	MILB Totals (3 seasons)	253	880	133	223	55	6	23	117	131	250	30	.253



C.J. HINOJOSA | OUTFIELDER



HEIGHT
5-10

WEIGHT
188

BATS
Right

THROWS
Right

BORN: July 15, 1994
BIRTHPLACE: Houston, Texas
AGE: 24 (Turns 25 on July 15)
ACQUIRED: 11th round - 2015
SCHOOL: University of Texas



CAREER HIGHS

HITS: 4, 6x, last – 7/23/17 (RIC @ AKR)
RUNS: 4, 3x, last – 7/4/16 (RIC vs. REA)
HOME RUNS: 2, 5/24/16 (SJ @ VIS)

RBI: 4, 6/24/16 (SJ @ STK)
STOLEN BASES: 2, 7/13/18 (RIC @ TRN)
HITTING STREAK: 12 games, 6/12/18-6/26/18

AWARDS & ACCOLADES

2017 Eastern League Mid-Season All-Star (Richmond)
 2016 MiLB.com Giants Organizational All-Star
 2016 California League Mid-Season All-Star (San Jose)
 2015 Northwest League Player of the Week - 8/17/15 (Salem-Keizer)

FUNN FACTS

- Christopher Jesse Hinojosa
- Attended Klein Collins (Texas) High School
- Ranked as the No. 4 high school prospect by Texas in 2012 by *Perfect Game*
- Earned a spot on the 2013 USA Collegiate National Team after playing for the U-16 team in 2009 and the U-14 team in 2008
- Signing Scout: Todd Thomas

CAREER TRANSACTIONS

- Selected in the 26th round of the 2012 MLB Draft by the Houston Astros but did not sign
- Selected by the San Francisco Giants in the 11th round (336th overall) of the 2015 MLB Draft
- Signed on June 15, 2015

2018

- Spent most of the season with Double-A after starting the year with A-Adv. San Jose
- Played first game of the season on 5/31 vs. VIS, going 2-for-3
- Promoted to Double-A Richmond on 6/10
- Collected a hit in first 12 games with Flying Squirrels, marking a career-best hitting streak from 6/12-6/26
- Slashed .326/.422/.564 during 12-game hitting streak with four doubles, a home run and six RBIs
- Reached base safely in 15 straight games from 7/13-8/2
- Went 2-for-4 with two doubles on 7/18 vs. ERI
- Went 3-for-5 with two doubles and two RBIs on 8/14 @ BOW

2017

- Spent the entire season with Double-A Richmond
- Collected 99 hits in 99 games
- Played first game on 5/8 after spending first month of the season on the DL
- Went 1-for-5 with three RBIs on 5/9 vs. ALT
- Reached base safely in first seven games he played from 5/8-5/15
- Went 4-for-5 with a double on 6/16 @ HBG
- Finished three-game series @ HBG with eight hits in 13 at-bats with two doubles
- Raised average to .308 with five multi-hit games during a seven-game hitting streak from 7/2-7/9
- Hit .308 with 11 doubles and three home runs in 53 games before the All-Star break
- Named a 2017 Eastern League Mid-Season All-Star, replacing Miguel Gomez after his promotion to the San Francisco Giants
- Tied career-high with four hits on 7/23 @ AKR in a 4-for-5 performance
- Ruptured left Achilles tendon on 9/3 vs. BOW

2016

- Split the season between Double-A Richmond A-Adv. San Jose
- Played a career-high 126 games with a career-high 21 doubles and nine home runs
- Began season with High-A San Jose, hitting safely in seven straight games to start the year from 4/7-4/15
- Reached base safely in 27 straight games to start the season from 4/7-5/7, good for an on-base percentage of .475
- Went 4-for-5 on 4/24 vs. MOD
- Posted back-to-back three-hit games on 4/28 vs. STK and 4/29 @ VIS
- Tied career-high of four hits in 4-for-5 performance with three runs scored on 5/3 @ STK
- Had back-to-back three-hit games on 5/17 and 5/18 @ STK
- Hit three doubles on 5/18 @ STK
- Smacked two home runs in a game on 5/24 @ VIS
- Drove in a career-high four runs on 6/24 @ STK
- Hit .301 with 14 doubles, three triples and five home runs in 63 games before the All-Star break
- Named a 2016 California League Mid-Season All-Star
- Promoted to Double-A Richmond on 6/30
- Went 4-for-6 with a home run on 7/4 vs. REA
- Went 4-for-6 with a double on 7/15 @ BOW
- Named an MiLB.com Giants Organizational All-Star following the season

2015

- Spent entire season with short-season Salem-Keizer
- Made professional debut on 6/25 @ HIL, going 1-for-4 to earn first professional hit
- Tallied first professional RBI on 6/29 vs. SPO by going 1-for-3 with a double
- Posted an 11-game hitting streak from 7/8-7/21
- Hit first career home run on 8/10 vs. HIL
- Hit home runs in three straight games from 8/10-8/12
- Collected five multi-hit games in a six-game stretch from 8/8-8/13, going 14-for-25 with six doubles, three home runs and six RBIs in that span
- Named Northwest League Player of the Week on 8/17

COLLEGE

- Played three seasons at the University of Texas, Austin, starting 171 of 172 career games, all at shortstop
- Received 2015 Arthur Ashe, Jr. Sports Scholarship (national award for minority and international student-athletes who have achieved a cumulative GPA of 3.2 or higher)
- Hit for the cycle on 4/19/15 against Kansas, becoming the first Longhorn to do so since 2007
- Started all 67 games in 2014, finishing second on the team with a .298 average
- Led Big-12 with 16 sacrifice bunts
- Named to 2014 College World Series All-Tournament Team after collecting five hits—including a home run and a double—two walks, three runs scored and two RBIs in five games
- Earned Big-12 All-Freshman honors in 2013
- Had 15 multi-hit games and ranked second on the team with a .309 average

YR	CLUB	G	AB	R	H	2B	3B	HR	RBI	BB	SO	SB	AVG.
15	Salem-Keizer (A-)	48	189	24	56	18	1	5	19	8	15	2	.296
16	San Jose (A+)	69	260	45	77	14	3	6	34	36	46	1	.296
	Richmond (AA)	57	226	27	56	7	2	3	19	20	43	1	.248
	2016 Totals (A+/AA)	126	486	72	133	21	5	9	53	56	89	2	.274
17	Richmond (AA)	99	373	47	99	16	0	4	35	31	42	5	.265
18	San Jose (A+)	7	26	2	8	1	0	0	2	2	6	1	.308
	Richmond (AA)	67	253	26	66	14	1	3	26	24	28	5	.261
	2018 Totals (A+/AA)	74	279	28	74	15	1	3	28	26	34	6	.265
	MILB Totals (4 seasons)	347	1327	171	362	70	7	21	135	121	180	15	.273



HEIGHT 6-0 | **WEIGHT** 202 | **BATS** Right | **THROWS** Right

BORN: July 25, 1994
BIRTHPLACE: St. Peters, Mo.
AGE: 24 (Turns 25 on July 25)
ACQUIRED: 5th round - 2016
SCHOOL: University of Missouri



CAREER HIGHS

HITS: 4, 3x, last – 8/4/18 (RIC @ POR)
RUNS: 3, 2x, last – 6/27/17 (SJ vs. STK)
HOME RUNS: 1, 17x, last – 8/15/18 (RIC @ BOW)

RBI: 4, 7/22/18 (RIC @ AKR)
STOLEN BASES: 2, 2x, last – 5/28/18 (RIC @ AKR)
HITTING STREAK: 14 games, 4/21/17-5/6/17

AWARDS & ACCOLADES

2018 Eastern League Mid-Season All-Star (Richmond)
 2017 MiLB.com Giants Organizational All-Star
 2017 California League Post-Season All-Star (San Jose)
 2017 California League Mid-Season All-Star (San Jose)

FUNN FACTS

- Ryan Avery Howard
- Played infield and pitched at Francis Howell Central High School in Weldon Spring, Missouri
- 2012 All-Gateway Athletic Conference Selection
- Also played basketball, totaling 1,032 points scored over a four-year varsity career and earned All-District honors in the 2012-13 season
- Inducted into the Howell Central and Gateway Athletic Conference Halls of Fame
- Ranked by MLB.com as the No. 28 Giants prospect and No. 24 by *Baseball America*
- Ranked as the No. 199 prospect in the 2016 MLB Draft by MLB.com
- His father, Ray, played in the Cleveland Indians organization in 1984 with the Waterloo Indians and Batavia Trojans and also played professional baseball in Italy
- Like the former NL MVP and three-time All-Star who shares the same name, Howard is from the St. Louis area and was drafted in the fifth round

CAREER TRANSACTIONS

- Selected by the San Francisco Giants in the 31st round of the 2015 MLB Draft out of the University of Missouri, but did not sign
- Selected by the San Francisco Giants in the fifth round (155th overall) of the 2016 MLB Draft out of the University of Missouri
- Signed on June 16, 2016

2018

- Spent the entire season with Double-A Richmond
- Collected a career-high 32 doubles and four triples
- Tied career-high with 50 RBIs
- Stole a career-high nine bases
- Led team in hits (115) and doubles (32)
- Second on the team in walks (39) and third in games played (117)
- Recorded four multi-hit games across a seven-game hit streak from 4/8-4/15
- Finished April with a .288 average with five steals
- Went 3-for-5 with two doubles on 5/4 @ REA
- Doubled 11 times in 23 games in May
- Named an Eastern League Mid-Season All-Star after batting .283 with 22 doubles and 35 RBIs in the first half
- Recorded a career-high four RBIs on 7/22 @ AKR
- Had an eight-game hit streak from 8/14-8/21, including four multi-hit games
- Ranked as the No. 25 Giants prospect by MLB.com and No. 16 by *Baseball America*

2017

- Spent the entire season with A-Adv. San Jose
- Played a career-high 127 games
- Tied for third in the league with a career-high 161 hits

- Batted a career-best .306, good for sixth in the league
- Hit a career-high nine home runs
- Began the season on a seven-game hitting streak, including five games with an RBI
- Recorded a career-best 14-game hitting streak from 4/21/17-5/6/17, going 21-for-59 (.356)
- Went 4-for-5 on 5/24 @ LAN
- Hit .348 in 21 games in the month of June
- Batted .325 with five home runs and 30 RBIs before the All-Star break
- Named a California League Mid-Season All-Star
- Tallied five straight multi-hit games from 7/14-7/18 as part of a nine-game hitting streak
- Went 4-for-5 on 8/4 vs. IE
- Named a California League Post-Season All-Star
- Named a MiLB.com Giants Organizational All-Star
- Ranked as the No. 27 Giants prospect by MLB.com



2016

- Began the year with Arizona League Giants before playing most of the season with short-season Salem-Keizer
- Earned first professional hit on 6/21 vs. DIA
- Promoted to short-season Salem-Keizer on 6/24
- Collected first professional RBI on 6/24 vs. TRI
- Hit safely in 15 of first 18 home games with the Volcanoes
- Hit first professional home run on 7/14 @ SPO
- Finished the season on a six-game hitting streak

COLLEGE

- Played three seasons at the University of Missouri
- Started every game for Missouri at shortstop in 2016, hitting .295 with 13 doubles and five home runs
- Named Preseason First Team All-SEC
- Named by *Baseball America* as having the top infield arm in the SEC prior to the 2016 season
- Played for USA Baseball's Collegiate National Team and was the team's starting shortstop, hitting .310 with four doubles and a home run in 17 games
- Led Missouri with a .308 average and 69 hits in 2015
- Started 46 games in 2014 as a freshman

YR	CLUB	G	AB	R	H	2B	3B	HR	RBI	BB	SO	SB	AVG.
16	AZL Giants (Rk.)	2	8	1	2	0	0	0	0	2	0	0	.250
	Salem-Keizer (A-)	59	224	33	61	10	0	4	31	13	24	2	.272
	2016 Totals (Rk./A-)	61	232	34	63	10	0	4	31	15	24	2	.272
17	San Jose (A+)	127	526	59	161	21	0	9	50	23	81	7	.306
18	Richmond (AA)	117	422	44	115	32	4	5	50	39	55	9	.273
	MiLB Totals (3 seasons)	305	1180	137	339	63	4	17	131	77	160	18	.287

RONNIE JEBAVY | OUTFIELDER



HEIGHT 6-2 | **WEIGHT** 192 | **BATS** Right | **THROWS** Right

BORN: May 17, 1994
BIRTHPLACE: Murfreesboro, Tenn.
AGE: 24 (Turns 25 on May 17)
ACQUIRED: 5th round - 2015
SCHOOL: Columbia State / Middle Tennessee State



CAREER HIGHS

HITS: 4, 3x, last – 4/29/18 (RIC vs. HFD)
RUNS: 3, 8x, last – 7/15/17 (SJ @RC)
HOME RUNS: 2, 8/19/16 (SK vs. HIL)

RBI: 4, 2x, last – 5/31/17 (SJ vs. LAN)
STOLEN BASES: 3, 8/30/16 (SK vs. BOI)
HITTING STREAK: 11 games, 6/5/16-6/17/16

FUNN FACTS

- Ronnie George Jebavy
- Attended Riverdale High School in Murfreesboro, Tenn., where he was teammates with Royals minor leaguer Collin Snider and Marlins minor leaguer Brady Puckett
- Ranked by *Baseball America* as the No. 208 prospect in the 2015 MLB Draft
- Signing Scout: Andrew Jefferson

CAREER TRANSACTIONS

- Selected by the San Francisco Giants in the fifth round (156th overall) of the 2015 MLB Draft out of Middle Tennessee State University
- Signed on June 15, 2015

2018

- Spent most of the season with Double-A Richmond
- Hit .244 in 86 at-bats against left-handers, and .125 in 152 at-bats against right-handed pitchers
- Drew a walk in each of his first five games from 4/5-4/10
- Tripled in a 2-for-4 performance on 4/13 vs. REA
- Tied a career-high in hits by going 4-for-4 on 4/29 vs. HFD
- Hit a walk-off, two-run single on 5/31 vs. BOW
- Placed on the 7-day DL on 6/19, retroactive to 6/18
- Began a rehab assignment with AZL Giants of the Arizona League on 8/14
- Completed rehab assignment and assigned to Double-A Richmond on 8/22
- Finished the season 3-for-33 after returning from the DL

2017

- Spent the entire season with A-Adv. San Jose
- Did not see action until June
- Hit safely in five straight games after joining A-Adv. San Jose, culminating in a 3-for-6 performance @ VIS
- Went 3-for-5 with a double and a triple on 6/12 @ MOD
- Hit .294 with seven doubles in June
- Hit a home run in back-to-back games on 8/19 and 8/20 vs. VIS
- Went 0-for-10 with nine strikeouts from 8/22-8/24

2016

- Spent the entire season with A-Adv. San Jose
- Played a career-high 127 games
- Set career-highs in runs (76), hits (132), doubles (28), triples (5), home runs (12) and RBIs (47)
- Recorded an 11-game hit streak from 6/5-6/17 to raise average by 15 points
- Hit .305 with five home runs and 19 RBIs in 27 games in July
- Recorded back-to-back three-hit games on 8/1 and 8/2 @ BAK with a home run and two doubles
- Ranked by MLB.com as the No. 29 Giants prospect and No. 21 by *Baseball America*

2015

- Spent the entire season with short-season Salem-Keizer
- Third in the league in at-bats (270), fifth in runs (44), fifth in stolen bases (23), tied for fifth in home runs (8), tied for sixth in hits (71)
- Hit .302 against left-handed pitching
- First career hit on 6/25 @ HIL was a home run
- Stole first career base on 6/26 vs. SPO
- Homered and drove in three on 6/27 vs. SPO
- 4-for-5 on 7/2 @ BOI
- Hit safely in 12 of 13 games from 7/2-7/17
- Hit .295 with five doubles, three home runs and 13 stolen bases in 26 games in July
- Went 3-for-4 with a triple, a career-high two home runs and a career-high four RBIs on 8/19 vs. HIL

COLLEGE

- Played one season at Middle Tennessee State University
- Named Conference USA Newcomer of the Year and First Team All-Conference in 2015
- Led conference in hits (88) and stolen bases (24)
- Led team in batting average (.359), on-base percentage (.408), slugging percentage (.531), doubles (15) and stolen bases (24)
- Played two junior college seasons at Columbia State in Columbia, Tenn., where was teammates with Altoona Curve pitcher Scooter Hightower



YR	CLUB	G	AB	R	H	2B	3B	HR	RBI	BB	SO	SB	AVG.
15	Salem-Keizer (A-)	63	270	44	71	10	4	8	30	9	55	23	.263
16	San Jose (A+)	127	535	76	132	28	5	12	47	34	153	24	.247
17	San Jose (A+)	77	307	35	77	14	4	4	20	12	96	15	.251
18	AZL Giants (Rk.)	5	14	0	1	1	0	0	0	3	9	0	.071
	Richmond (AA)	76	238	29	40	6	2	4	23	29	73	10	.168
	2018 Totals (Rk./AA)	81	252	29	41	7	2	4	23	32	82	10	.163
MILB Totals (4 seasons)		348	1364	184	321	59	15	28	120	87	386	72	.235

JIN-DE JHANG | CATCHER



HEIGHT 5-9 | **WEIGHT** 225 | **BATS** Left | **THROWS** Right

BORN: May 17, 1993
BIRTHPLACE: Taitung, Taiwan
AGE: 25 (Turns 26 on May 17)
ACQUIRED: Signed as a Minor League Free Agent (Nov. 6, 2018)



CAREER HIGHS

HITS: 4, 8/31/18 (ALT @ BOW)
RUNS: 3, 2x, last – 7/2/15 (BRD vs. CHA)
HOME RUNS: 2, 8/18/13 (JAM vs. AUB)

RBI: 6, 8/18/13 (JAM vs. AUB)
STOLEN BASES: 1, 8x, last – 8/8/17 (ALT vs. REA)
HITTING STREAK: 13 games (4/13/15-5/1/15)

AWARDS & ACCOLADES

2015 Florida State League Mid-Season All-Star (Bradenton)
 2013 Topps Short-Season/Rookie All-Star (Jamestown)
 2013 New York-Penn League Mid-Season All-Star (Jamestown)
 2012 GCL Post-Season All-Star (GCL Pirates)

FUHN FACTS

- Primarily played third base during amateur career in Taiwan
- Played for Taiwan in the 2013 Baseball Challenge: Japan vs. Taiwan series from November 8-10, 2013
- Played for Taiwan in the 2014 Asian games, going 4-for-8 in the series playing in games against Hong Kong, Thailand and South Korea
- Played for Taiwan in the inaugural WSCB Premier 12 tournament in November 2015, played in Taiwan and Japan, where he caught three stolen base attempts in one game against Cuba on November 13
- His younger brother, Yu-Cheng Chang, is a middle infielder in the Cleveland Indians minor league system
- The brothers' family names are spelled differently in English due to a translation styling when coming to the United States

CAREER TRANSACTIONS

- Signed by the Pittsburgh Pirates as an international free agent on June 10, 2011
- Elected free agency on November 2, 2018
- Signed by the San Francisco Giants as a minor league free agent on November 6, 2019

2018

- Limited to 41 games due to a right elbow injury at the beginning of the season and two separate concussions
- Began season in extended spring training
- Assigned to Double-A Altoona roster on 5/14
- Singled in first at-bat of the season on 5/1 vs. RIC
- Hit first Double-A walk-off winning hit on 5/31 vs. AKR, a one-out, ninth-inning single to give the Curve a 4-3 win
- Hit only homer of the season, a three-run shot, on 6/16 vs. NH as part of a three-hit, four-RBI game
- Went on a 10-game hitting streak from 5/31-6/23 and batted .444 (16/36) with three doubles, one homer and four RBIs
- Left game on 6/23 @ ERI after being hit the Erie batter's backswing and placed on 7-day concussion DL on 6/24
- Reinstated on 7/6 and took a foul ball off the mask and was removed from the game after the third inning
- Back on 7-day concussion disabled list on 7/9, retro to 7/7
- Rehabbed with short-season West Virginia Black Bears for six games from 7/28-8/5
- Reinstated from the DL on 8/7
- Placed on temporarily inactive list (paternity) on 8/9 and reinstated on 8/12
- Hit .360 (18/50) with four doubles and 13 RBIs over his last 14 games of the regular season
- Notched back-to-back three-hit games, all singles, in games three and four of the ELDS vs. AKR after he started the series 0-for-8

2017

- Attended spring training as a major league non-roster invitee
- Threw out 25 of 53 base stealing attempts (47%) during the regular season and led all Eastern League catchers with 11 double plays turned
- Missed start of season with oblique strain
- Activated with Double-A Altoona on 5/19
- Made season debut on 5/20 and went 1-for-4 with a double
- Hit .184 through 7/7 in 31 games
- Threw out 531 percent (17/32) of base stealing attempts through July 26, best in the league
- Hit .275 (41/149) with three homers, six doubles, two triples and 18 RBIs in last 40 regular-season games from 7/8-9/4
- Tripled and drove in two runs in Game 3 of the Division Series on 9/9 vs. BOW

YR	CLUB	G	AB	R	H	2B	3B	HR	RBI	BB	SO	SB	AVG.
12	GCL Pirates (Rk.)	43	128	12	39	5	2	1	23	14	16	1	.305
13	Jamestown (A-)	53	184	22	51	8	1	5	34	17	24	0	.277
14	Bradenton (A+)	77	269	29	59	12	2	2	35	15	36	3	.219
15	Bradenton	99	370	45	108	16	1	5	41	22	43	2	.292
16	Indianapolis (AAA)	6	20	2	4	1	0	0	2	1	2	0	.200
	Altoona (AA)	54	188	20	56	13	0	1	21	11	12	1	.298
	2016 Totals (AA/AAA)	60	208	22	60	14	0	1	23	12	14	1	.288
17	Altoona (AA)	72	273	29	63	9	2	3	25	17	24	1	.231
18	West Virginia (A-)	6	22	2	4	0	0	0	1	1	6	0	.182
	Altoona (AA)	35	122	13	39	8	0	1	23	11	14	0	.320
	2018 Totals (A-/AA)	41	144	15	43	8	0	1	24	12	20	0	.299
	MLB Totals (7 seasons)	445	1576	174	423	72	8	18	205	109	177	8	.268

- Drove go-ahead, three-run triple in fifth inning to put Curve ahead in 4-2 win in Game 3 of the ELCS on 9/14 vs. TRN as Curve locked up Eastern League championship
- Ranked by *Baseball America* as No. 27 Pirates prospect

2016

- Knocked a pair of doubles in each of his first two at-bats of the year in Double-A debut on 4/8 v. HAR
- Hit first career Double-A home run on 5/5 @ ERI in second inning, his only homer of the season
- Hit go-ahead, two-run double in the ninth in 7-6, comeback win on 5/14 @ RIC (Curve scored six runs in ninth with two outs), and finished game with season-high three RBIs
- Went on a 10-game hitting streak from 5/26-6/26
- Promoted to Triple-A Indianapolis from 7/4-7/28, his first career stint above Double-A, and played in six games
- Returned to Altoona roster on 7/29
- Hit .313 (21/67) in August with five doubles and seven RBIs
- Hit .286 (4/14) in ELDS
- Went 3-for-5 with two doubles and two RBIs in Game 1 of the ELDS on 9/7 v. AKR

2015

- Spent entire season with A-Adv. Bradenton for the second straight year
- Ranked seventh in the FSL with a .292 batting average
- Played a career-best 99 games, splitting catching duties with Reese McGuire
- Hit .426 over 15 games in April
- Batted .306 in the first half of the season
- Selected as a Florida State League All-Star
- Hit a walk-off home run in the bottom of the tenth on 9/1 vs. PMB, the only walk-off homer for the Marauders in 2015

2014

- Spent entire season with A-Adv. Bradenton
- Threw out 32 percent of base stealing attempts
- Shared catching duties with Jacob Stallings
- After hitting .197 in the first half of the season, posted a .244 average in the second half
- Ranked by *Baseball America* as the No. 24 Pirates prospect

2013

- Played 53 games for short-season Jamestown
- Threw out 47% of base-stealing attempts on the season
- Finished with the third-most RBIs on the team (34)
- Began season with five-game hitting streak from 6/17-6/23
- Hit a home run in three consecutive games from 6/18-6/21
- Totaled eight RBIs over first five games
- Named to NYPL National League All-Star roster
- Recorded first multi-home run game on 8/18 against Auburn
- Named 2013 Topps Short-Season/Rookie All-Star
- Ranked by MLB.com as No. 27 Pirates prospect and No. 27 by *Baseball America*

2012

- Spent entire season with rookie GCL Pirates, champions of the Gulf Coast League that year
- Committed zero errors in 36 games as catcher
- Led all GCL catchers with a 1,000 fielding percentage
- Threw out 28 percent of base-stealing attempts
- Split catcher duties with Wyatt Mathisen
- Made professional debut on 6/18 against GCL Blue Jays
- Drove in a run, scored and stole a base in his professional debut on 6/18 vs. BLU
- Hit first career home run on 8/14 @ YAN
- Ranked by *Baseball America* as 19th-best prospect in the GCL

KIERAN LOVEGROVE | RIGHT-HANDED PITCHER



HEIGHT 6-3 | **WEIGHT** 200 | **BATS** Right | **THROWS** Right

BORN: July 28, 1994
BIRTHPLACE: Johannesburg, South Africa
AGE: 24 (Turns 25 on July 28)
ACQUIRED: Signed as a Minor League Free Agent (Nov. 20, 2018)



CAREER HIGHS

IP (START): 6.0, 2x, 8/9/15 (MV @ SC)
IP (RELIEF): 3.0, 4x, 9/2/18 (COL vs. TOL)
RUNS ALLOWED: 9, 8/26/15 (MV @ AUB)

WALKS: 5, 7/5/15 (MV vs. ABD)
STRIKEOUTS: 6, 5x, last – 7/18/15 (MV @ WIL)
MOST HITS ALLOWED: 7, 5x, last – 8/26/15 (MV @ AUB)

AWARDS & ACCOLADES

2018 SiriusXM All-Star Futures Game Selection
 New York-Penn League Pitcher of the Week - 7/7/14 (Mahoning Valley)

FUNN FACTS

- Kieran M. Lovegrove
- Born in Johannesburg, South Africa and moved to the United States when he was five years old
- Father, Keith, was born in Rhodesia (modern-day Zimbabwe) and his mother, Kelly, is American, and they lived in Southern California before moving to South Africa in the late 1980s
- Played alongside former Altoona Curve infielder Gift Ngoepe, who became the first player from the continent of Africa to play in the majors in 2017 when he debuted with the Pirates, during the 2012 World Baseball Classic qualifiers in Palm Beach, Fla.
- Non-roster invitee to Giants Spring Training in 2019

CAREER TRANSACTIONS

- Selected by the Cleveland Indians in the third round (110th overall) in the 2012 MLB Draft out of Mission Viejo (Calif.) High School and signed on June 18, 2012
- Elected free agency on November 2, 2018
- Signed by the San Francisco Giants as a minor-league free agent with an invitation to major-league spring training



2018

- Played at three different levels of the Cleveland Indians organization in 2018: A-Adv. Lynchburg Double-A Akron and Triple-A Columbus
- Began the season with A-Adv. Lynchburg and made 10 relief appearances
- Made eight appearances in April, going 1-0 with two saves and a 2.25 ERA
- Struck out 25 and walked four in 171 innings in Carolina League play
- Promoted to Double-A Akron on 5/13
- Held opponents to a .197 average across 30 appearances with Akron
- Did not allow an earned run in six straight appearances from 6/6-6/25, spanning 8.2 innings
- Pitched in the 2018 SiriusXM All-Star Futures Game for Team World, allowing a home run to Cincinnati Reds prospect Taylor Trammell, the game's MVP
- Did not allow a run in eight straight innings across four appearances from 8/20-8/30
- Promoted to Triple-A Columbus on 9/1
- Fired three scoreless innings with three strikeouts in lone Triple-A appearance on 9/2 vs. TOL

2017

- Spent entire season with A-Adv. Lynchburg
- Tied for eighth in the league with 38 appearances
- Made one of two starts of the season on 5/6 @ POT, allowing two runs in 2.0 innings
- Did not allow a run in 5.1 innings across four appearances from 5/10-5/19
- Went 3-1 with a 3.42 ERA in 19 appearances before the All-Star break
- Threw one pitch on 7/4 @ SAL to record one out and earn win
- Struck out five in a season-high 3.0 scoreless innings on 7/30 vs. WS
- Ended the season with four consecutive scoreless outings from 8/26-9/3

2016

- Spent the entire season with Single-A Lake County
- Led team in appearances (39) and was second in saves (6)
- Posted a 3.04 ERA and four saves in 18 appearances on the road while going 4-3 with two saves and a 5.40 ERA in 21 home appearances
- Struck out the side in order in a scoreless inning on 4/17 vs. GL
- Went 1-0 with a 2.70 ERA in eight appearances (10.0 innings) with 12 strikeouts and one walk in April
- Did not allow a run across 5.0 innings in four straight appearances from 6/18-7/3
- Placed on the 7-day DL on 8/26, retroactive to 8/24

2015

- Spent the entire season with short-season Mahoning Valley Scrappers of the New York-Penn League
- Led league in losses (8)
- Tied for second in the league in starts (14)
- Struck out six and allowed one unearned run in 5.1 innings to earn lone win of the season on 7/18 @ WIL
- Threw 5.0 shutout innings on 8/21 vs. WV
- Lost final three starts of the season from 8/26-9/5

2014

- Spent the entire season with short-season Mahoning Valley
- Threw five scoreless and hitless innings on 7/3 @ AUB
- Did not allow an earned run over final three starts of the season, lowering ERA from 6.88 to 3.90

2013

- Spent the entire season with Arizona League Indians
- Led league in losses (7), ranked second in the league in innings pitched (58.1) and tied for second in the league in starts (12)
- Struck out six in 4.2 scoreless innings in first start of the year on 6/21 @ RED
- Earned first career win of the season after throwing 5.0 scoreless innings on 7/4 @ ROY
- Lost six of last seven starts from 6/28-8/27
- Ranked by *Baseball America* as No. 21 Indians prospect

2012

- Spent the entire season with AZL Indians in the Arizona League
- Made first career start on 7/14 vs. RED, allowing three runs on five hits in 2.0 innings
- Collected first career strikeout on 7/22 @ ANG

YR	CLUB	W-L	ERA	G	GS	CG	SHO	SV	IP	H	R	ER	HR	BB	SO
12	AZL Indians (Rk.)	0-2	6.00	8	7	0	0	0	21.0	28	16	14	1	9	18
13	AZL Indians (Rk.)	1-7	5.25	13	12	0	0	0	58.1	63	45	34	4	31	51
14	Mahoning Valley (A-)	2-2	3.90	8	8	0	0	0	30.0	28	14	13	0	23	14
15	Mahoning Valley (A-)	1-8	6.08	14	14	0	0	0	60.2	66	50	41	3	31	37
16	Lake County (A)	4-3	4.25	39	0	0	0	6	48.2	47	29	23	2	22	44
17	Lynchburg (A+)	4-3	5.01	38	2	0	0	1	50.1	43	29	28	5	25	51
18	Lynchburg (A+)	3-0	1.56	10	0	0	0	2	17.1	12	4	3	0	4	25
	AKRON (AA)	1-0	3.46	30	0	0	0	1	39.0	28	21	15	2	27	38
	COLUMBUS (AAA)	0-0	0.00	1	0	0	0	0	3.0	1	0	0	0	0	3
	2018 Totals (A+/AA/AAA)	4-0	2.73	41	0	0	0	3	59.1	41	25	18	2	31	66
	MLB Totals (7 seasons)	16-25	4.69	161	43	0	0	10	328.1	316	208	171	17	172	281

HAMLET MARTE | CATCHER



HEIGHT 5-9 | **WEIGHT** 230 | **BATS** Right | **THROWS** Right

BORN: February 3, 1994
BIRTHPLACE: Salcedo, Dominican Republic
AGE: 25
ACQUIRED: Signed as a Minor League Free Agent (Nov. 20, 2018)



CAREER HIGHS

HITS: 5, 7/29/15 (BOI vs. VAN)
RUNS: 3, 5x, last – 4/27/18 (RC @ LAN)
HOME RUNS: 2, 2x, last – 8/10/18 (RC vs. LAN)

RBI: 4, 2x, 6/11/18 (RC @ LE)
STOLEN BASES: 1, 26x, 6/27/18 (RC @ LE)
HITTING STREAK: 11 games, 2x, last – 8/15/14-9/1/14

AWARDS & ACCOLADES

2017 California League Mid-Season All-Star (Rancho Cucamonga)
 2015 Northwest League Mid-Season All-Star (Boise)

FUNN FACTS

- Hamlet Jose Marte
- Spent the last two offseasons playing for Las Estrellas de Oriente of the Dominican Winter League in San Pedro de Macoris
- Began career as an infielder and switched positions at age 16

CAREER TRANSACTIONS

- Signed by the Colorado Rockies as an international free agent on December 16, 2010
- Elected free agency on November 6, 2017
- Signed by the Los Angeles Dodgers as a minor league free agent on November 30, 2017
- Elected free agency on November 2, 2018
- Signed by the San Francisco Giants as a minor league free agent on January 24, 2019 and invited him to spring training

2018

- Spent most of the season with A-Adv. Rancho Cucamonga and played two games with Double-A Tulsa in first season with Dodgers organization
- Played a career-high 79 games
- Hit a career-high 12 home runs and recorded a career-high 47 RBIs
- Went 5-for-8 with a double, triple, home run and four RBIs in back-to-back games @ LAN on 4/27 and 4/29
- Scored a career-high three runs on 4/27 @ LAN
- Promoted to Double-A Tulsa on 5/8
- Went 1-for-7 in two games with the Drillers
- Assigned to A-Adv. Rancho Cucamonga on 5/17
- Collected a career-high four RBIs on 6/11 @ LE
- Hit two home runs on 8/10 vs. LAN
- Recorded an eight-game hitting streak with five multi-hit games from 8/14-8/28

2017

- Spent the entire season with A-Adv. Lancaster
- Tallied a career-high 75 hits and 20 doubles
- Play in nine games in April, batting .400 (14-for-35) with three doubles and two home runs
- Hit two home runs in a game on 5/27 vs. IE, driving in four runs
- Doubled in three straight games from 6/10-6/18
- Named a Mid-Season California League All-Star
- Recorded five straight multi-hit games from 7/6-7/12, going 11-for-21 (.524) with three doubles and a home run
- Placed on the 7-day DL on 8/14
- Activated from the 7-day DL on 8/31
- Went 3-for-5 with a double and a home run on 9/4 vs. IE

2016

Spent the entire season with Single-A Asheville

YR	CLUB	G	AB	R	H	2B	3B	HR	RBI	BB	SO	SB	AVG.
11	DSL Rockies (F-Rk.)	27	72	5	13	8	0	0	7	8	18	0	.181
12	DSL Rockies (F-Rk.)	27	73	9	13	2	0	0	2	10	16	1	.178
13	DSL Rockies (F-Rk.)	59	199	33	58	9	1	7	35	22	31	7	.291
14	Grand Junction (Rk.+)	44	167	34	55	14	2	4	33	17	37	6	.329
15	Boise (A-)	46	172	16	51	17	0	3	19	13	45	3	.297
16	Asheville (A)	62	241	29	57	15	2	6	32	12	83	6	.237
17	Lancaster (A+)	64	243	48	75	20	2	9	43	21	63	2	.309
18	Tulsa (AA)	2	7	1	1	0	0	0	0	0	4	0	.143
	Rancho Cucamonga (A+)	77	257	40	70	15	2	12	47	29	67	1	.272
	2018 Totals (A+/AA)	79	264	41	71	15	2	12	47	29	71	1	.269
	MLB Totals (8 seasons)	408	1431	215	393	100	9	41	218	132	364	26	.275

- Batted .333 with eight doubles and two home runs in 12 games in May
- Recorded a 10-game hitting streak from 5/18-6/6, including seven doubles
- Homered in back-to-back games on 7/9 vs. CSC and 7/12 @ HAG
- Homered in the final game of the season on 9/5 vs. HAG

2015

- Spent the entire season with short-season Boise
- Finished tied for eighth in the league in doubles (17)
- Recorded a career-high five hits in a 5-for-6 game on 7/29 vs. VAN
- Batted .306 with 14 doubles, three home runs and 16 RBIs in 36 games before the All-Star break
- Named a Northwest League Mid-Season All-Star
- Went 4-for-5 with two doubles over his final two games on 8/18 and 8/19 vs. EUG

2014

- Spent the entire season with rookie Grand Junction
- Posted career-highs in batting average (.329), on-base percentage (.404) and slugging percentage (.509)
- Played in 44 games, hitting safely in all but seven of them
- Hit first home run in the United States in first game on 6/18 @ OGD
- Slashed .403/.464/.645 with 18 RBIs over the first 16 games
- Went 2-for-4 with a double on 8/21 @ IDF
- Recorded a career-best 11-game hitting streak from 8/15-9/1

2013

- Spent entire season with Dominican Summer League Rockies
- Named Dominican Summer League MVP
- Led team in home runs (7) and RBIs (35)
- Recorded an 11-game hitting streak from 6/13-6/27
- Hit first career home run on 6/25 vs. DSL NYY2
- Went 4-for-4 with two doubles on 7/2 @ DSL RGR
- Homered in three straight games from 7/26-7/27
- Batted .318 with five home runs in 25 games in July

2012

- Spent entire season with Dominican Summer League Rockies
- Doubled twice in 27 games
- Went 3-for-3 on 7/27 vs. DSL REDS

2011

- Spent entire season with Dominican Summer League Rockies
- Third on the team in doubles (8)
- Made professional debut on 5/31 @ DSL REDS, drawing a walk in one plate appearance
- Collected first career hit—a double—on 6/14 @ DSL CUB
- Earned first career RBI on 6/22 vs. DSL CUB
- Went 2-for-4 with three RBIs on 7/26 vs. DSL CUB



ORGANIZATION

2019 FLYING SQUIRRELS

HISTORY & RECORDS

EASTERN LEAGUE

GIANTS ORGANIZATION

GENERAL INFORMATION

RODOLFO MARTINEZ | RIGHT-HANDED PITCHER



HEIGHT 6-2 | **WEIGHT** 178 | **BATS** Right | **THROWS** Right

BORN: April 4, 1994
BIRTHPLACE: Boca Chica, Dominican Republic
AGE: 24 (Turns 25 on April 4)
ACQUIRED: International Free Agent (September 16, 2013)



CAREER HIGHS

IP (START): 4.2, 7/23/14 (GIA vs. PAD)
IP (RELIEF): 2.0, 21x, last – 8/2/18 (SJ @ VIS)
RUNS ALLOWED: 7, 7/29/14 (GIA @ ATH)

WALKS: 4, 4/19/18 (SJ vs. MOD)
STRIKEOUTS: 8, 7/9/14 (GIA vs. ANG)
MOST HITS ALLOWED: 10, 7/9/14 (GIA vs. ANG)

AWARDS & ACCOLADES

2016 California League Mid-Season All-Star (San Jose)

FUNN FACTS

- One of 81 pitchers in the minors confirmed by *Baseball America* to have thrown a pitch 100 mph or faster in 2017
- Pitched for Los Toros del Este of the Dominican Winter League in La Romana, D.R. each of the last two offseasons
- Signing Scout: Jesus Stephens

CAREER TRANSACTIONS

- Signed by the San Francisco Giants as an international free agent on September 16, 2013

2018

- Spent the entire season with A-Adv. San Jose
- Set a career-high in innings pitched (54.2)
- Tied for eighth in the league in appearances (45) and games finished (25)
- Earned five saves in 10 save opportunities
- Posted a 3.99 ERA in 29.1 innings prior to the All-Star break and a 7.82 ERA in 25.1 innings after the All-Star break
- Did not allow an earned run in five consecutive appearances from 5/1-5/14, a streak spanning 6.1 innings
- Struck out a season-high five batters in 2.0 innings on 7/7 vs. RC
- Ranked by *Baseball America* as the No. 19 Giants prospect



2017

- Spent time at three different levels in 2017
- Missed time with a rotator cuff strain and a right oblique muscle strain
- Began the season with Double-A before making a rehab appearance with the Arizona League Giants and finished the season with A-Adv. San Jose
- Started the season on the 7-day DL
- Activated from the 7-day DL on 5/6
- Pitched eight innings with Double-A Richmond across eight appearances
- Placed on the 7-day DL on 5/31 retroactive to 5/30 with an oblique injury
- Pitched in two games with AZL Giants on rehab assignment on 7/27 and 7/31

- Assigned to A-Adv. San Jose on 8/4
- Did not allow a run in first four appearances with San Jose
- Ranked by MLB.com as the No. 29 Giants prospect and No. 14 by *Baseball America*

2016

- Split the season between A-Adv. San Jose and Double-A Richmond
- Made a combined career-high 57 appearances
- Combined for a career-high in total saves (24) and strikeouts (50)
- Led California League in saves (21) despite spending final two months in Double-A
- Earned first career save on 4/7 vs. LAN
- Earned four saves in his first five appearances of the season
- Did not allow an earned run in nine consecutive appearances from 4/24-5/10
- Recorded a save in five straight appearances from 5/2-5/10
- Made 31 appearances prior to the All-Star break, going 1-1 with 20 saves and a 0.91 ERA
- Named a Mid-Season California League All-Star
- Struck out two in a scoreless ninth in the California/Carolina League All-Star Game
- Promoted to Double-A Richmond on 6/28
- Earned save in first appearance with Richmond on 6/29 vs. AKR
- Allowed opponents to hit .315 in 25 appearances with Richmond
- Ranked by *Baseball America* as the No. 19 prospect and the "Best Reliever" in the California League, as well as having the "Best Fastball"
- Ranked by MLB.com as the No. 12 Giants prospect

2015

- Spent the entire season with Single-A Augusta
- Finished fifth on the team in appearances (35)
- Did not allow a run in five straight appearances from 6/21-7/24
- Placed on the 7-day DL on 7/8
- Activated on the 7-day DL on 7/20
- Did not allow an earned run in final six appearances of the season from 8/17-9/7, including five straight appearances of 2.0 innings
- Ranked by *Baseball America* as the No. 27 Giants prospect

2014

- Spent the entire season with AZL Giants of the Arizona League
- Made 15 appearances, seven of which were starts
- Made first career appearances and first career start on 6/23 @ ATH
- Struck out five in 4.0 scoreless innings on 7/3 vs. RAN
- Tallied a career-high eight strikeouts in 3.1 innings on 7/9 vs. ANG
- Made first career relief appearances on 8/3 @ ANG

YR	CLUB	W-L	ERA	G	GS	CG	SHO	SV	IP	H	R	ER	HR	BB	SO
14	AZL Giants (Rk.)	1-5	8.78	15	7	0	0	0	27.2	45	32	27	1	16	35
15	Augusta (A)	1-2	2.54	35	0	0	0	0	46.0	41	16	13	1	14	44
16	San Jose (A+)	1-1	0.88	32	0	0	0	0	21	30.2	23	9	3	1	10
	Richmond (AA)	0-3	6.65	25	0	0	0	3	23.0	29	17	17	1	15	17
	2016 Totals (A+/AA)	1-4	3.35	57	0	0	0	24	53.2	52	26	20	2	25	50
17	Richmond (AA)	0-0	5.63	8	0	0	0	0	8.0	12	7	5	0	5	5
	AZL Giants (Rk.)	0-0	0.00	2	0	0	0	0	2.0	2	0	0	0	0	2
	San Jose (A+)	2-0	4.05	10	0	0	0	0	13.1	14	6	6	2	1	12
	2017 Totals (Rk./A+/AA)	2-0	4.24	20	0	0	0	0	23.1	28	13	11	2	6	19
18	San Jose (A+)	3-9	5.76	45	0	0	0	5	54.2	67	54	35	6	31	48
	MLB Totals (5 seasons)	8-20	4.65	172	7	0	0	29	205.1	233	141	106	12	92	196

CONNER MENEZ | LEFT-HANDED PITCHER



HEIGHT 6-2 | **WEIGHT** 198 | **BATS** Left | **THROWS** Left

BORN: May 29, 1995
BIRTHPLACE: Hollister, Calif.
AGE: 23 (Turns 24 on May 29)
ACQUIRED: 14th round - 2016
SCHOOL: The Master's University



CAREER HIGHS

IP (START): 8.0, 6/30/17 (SJ @ MOD)
IP (RELIEF): 4.0, 7/16/16 (GIA @ ANG)
RUNS ALLOWED: 7, 3x, last - 8/14/18 (RIC @ BOW)

WALKS: 5, 3x, last - 8/8/18 (RIC vs. BNG)
STRIKEOUTS: 11, 8/19/18 (RIC vs. HFD)
MOST HITS ALLOWED: 10, 2x, last - 8/2/18 (RIC @ NH)

AWARDS & ACCOLADES

2017 California League Mid-Season All-Star (San Jose)
 Pacific Coast League Pitcher of the Week - 6/3/18 (Sacramento)

FUNN FACTS

- Conner Scott Menez
- Grew up in Hollister, Calif. as a Giants fan and collected Barry Bonds' baseball cards as a kid
- Ranked by *Baseball America* as the No. 25 Giants prospect entering 2019
- Attended San Benito High School in Hollister, Calif.
- Grandfather, Bill Plummer, played 10 MLB seasons with the Reds, Cubs and Mariners, winning two World Series championships with Cincinnati in 1975 and 1976 as the back-up to Johnny Bench, and he later managed in the minors and spent time as the minor league catching coordinator for the Arizona Diamondbacks

CAREER TRANSACTIONS

- Selected by the San Francisco Giants in the 14th round (425th overall) of the 2016 MLB Draft out of The Master's University
- Signed on June 16, 2016

2018

- Split most of the season between A-Adv. San Jose and Double-A Richmond while also making two starts for Triple-A Sacramento
- Made a combined career-high 28 starts while setting career-highs in innings-pitched (135.1) and strikeouts (171)
- Struck out seven in 5.0 scoreless innings in first start of the season on 4/7
- Made spot start with Triple-A Sacramento on 4/12, allowing four runs in 4.0 innings
- Struck out 10 in 5.1 innings on 5/4 vs. VIS
- Fanned five-or-more batters in eight straight A-Adv. starts from 4/17-5/26
- Threw 7.0 shutout innings with eight strikeouts for Triple-A Sacramento on 5/31 @ ELP
- Named Pacific Coast League Pitcher of the Week on 6/3
- Promoted to Double-A Richmond on 6/27
- Went 3-2 with a 2.79 ERA in eight home starts for Richmond but 3-2 with a 6.11 ERA in seven road starts
- 6.0 shutout innings in first start with the Flying Squirrels on 6/16 @ HBG
- Struck out 10 in 5.2 scoreless innings on 7/27 vs. REA
- Struck out a career-high 11 batters in 6.0 innings on 8/19

2017

- Spent the entire season with A-Adv. San Jose
- Struck out 10 across 6.0 innings on 4/27 @ RC
- Went 2-0 with a 2.78 ERA across five appearances (four starts) in April
- Struck out six and walked five in 6.2 scoreless innings on 5/28 vs. MOD
- Completed at least six innings in five straight starts from 5/16-6/11



2016

- Split the season with Arizona League Giants and A-Adv. San Jose and short-season Salem-Keizer
- First player from the Giants' 2016 draft class to reach the A-Adv. level
- Made first career appearance on 6/22 @ ATH, recording first career strikeout and earning first career win with 3.0 scoreless innings
- Struck out seven in 5.0 scoreless innings on 7/21 @ ATH
- Promoted to short-season Salem-Keizer Volcanoes of the Northwest League 6/24
- Made one start with the Volcanoes, allowing four runs in 5.0 innings
- Promoted to A-Adv. San Jose on 8/2
- Allowed one unearned run in 6.2 innings to earn win in final start of the season on 9/2 vs. VIS

COLLEGE

- Attended The Master's College in Santa Clarita, Calif., which changed its name to The Master's University in 2016
- The Master's is in the Golden State Athletic Conference in the NAIA
- Posted a 2.47 ERA in 102 IP with 103 strikeouts in 2016
- Reached the 2016 NAIA World Series in Lewiston, Idaho in 2016
- Teammate of current Giants minor leaguer Brandon Van Horn in 2016
- Was rated as the top prospect in the Alaska Baseball League in 2015

YR	CLUB	W-L	ERA	G	GS	CG	SHO	SV	IP	H	R	ER	HR	BB	SO
16	AZL Giants (Rk.)	2-0	2.57	8	2	0	0	0	21.0	15	7	6	0	4	26
	Salem-Keizer (A-)	0-1	7.20	1	1	0	0	0	5.0	5	4	4	0	1	4
	San Jose (A+)	2-0	4.94	6	5	0	0	0	27.1	29	21	15	4	11	20
	2016 Totals (Rk./A-/A+/A)	4-1	4.22	15	8	0	0	0	53.1	49	32	25	4	16	50
17	San Jose (A+)	7-7	4.41	23	22	0	0	0	114.1	127	64	56	5	50	99
18	Sacramento (AAA)	1-1	3.27	2	2	0	0	0	11.0	6	4	4	0	5	9
	San Jose (A+)	2-5	4.83	11	11	0	0	0	50.1	48	29	27	2	21	70
	Richmond (AA)	6-4	4.38	15	15	0	0	0	74.0	73	37	36	1	34	92
	2018 Totals (A+/AA/AAA)	9-10	4.46	28	28	0	0	0	135.1	127	70	67	3	60	171
	MLB Totals (3 seasons)	20-18	4.40	66	58	0	0	0	303.0	303	166	148	12	126	320



LEVI MICHAEL | INFILDER



HEIGHT 5-8 | **WEIGHT** 175 | **BATS** Right | **THROWS** Right

BORN: February 9, 1991
BIRTHPLACE: Winston-Salem, N.C.
AGE: 28
ACQUIRED: Signed as a Minor League Free Agent (Nov. 19, 2018)
SCHOOL: University of North Carolina



CAREER HIGHS

HITS: 4, 3x, last – 7/15/18 (BNG @ AKR)
RUNS: 4, 8/7/12 (FTM vs. JUP)
HOME RUNS: 1, 3/x, last – 7/16/18 (BNG vs. POR)

RBI: 4, 5/3/15 (CHA vs. JAX)
STOLEN BASES: 2, 13x, last – 7/24/18 (BNG @ BOW)
HITTING STREAK: 14 games, 5/9/14-5/26/19

AWARDS & ACCOLADES

2018 MiLB.com Mets Organizational All-Star
 2018 Eastern League Post-Season All-Star (BNG)
 2018 Eastern League Mid-Season All-Star (BNG)

FUNN FACTS

- Levi Burt Michael
- Born in Winston-Salem, N.C. but grew up in Lexington, N.C.
- Three-year starter and All-State selection in baseball at North Davidson High School, where he also played basketball as a freshman
- Named No. 1 prospect in North Carolina by Impact Baseball in 2008 and No. 63 prospect nationally by Perfect Game
- Graduated high school a semester early to enroll at UNC
- Sister, Keeli, played softball at Campbell University

CAREER TRANSACTIONS

- Selected by the Minnesota Twins in the first round (30th overall) of the 2011 MLB Draft and signed on August 18, 2011
- Released by Minnesota Twins on March 28, 2018
- Signed by the New York Mets to a minor league free agent contact on March 29, 2018
- Elected free agency on November 2, 2018
- Signed by San Francisco Giants to free agency contact on January 24, 2019

2018

- Spent most of the season with Double-A Binghamton
- Played over 100 games for the first time since 2012
- Posted career-high 118 hits, 30 doubles and 10 home runs
- Homered in three games over a four-day span from 4/12-4/24 as part of a six-game hitting streak
- Hit .284 with 19 doubles and nine home runs prior to the All-Star break
- Named a 2018 Eastern League Mid-Season All-Star
- Reached base safely in 18 straight games from 7/8-7/27
- Recorded a 11-game hitting streak from 7/17-7/27
- Promoted to Triple-A Las Vegas (NYM) on 7/28
- Went 3-for-9 across three games for the 51s before being assigned back to Double-A Binghamton
- Placed on the DL on 8/11 and missed the rest of the season

2017

- Spent most of the season with Double-A Chattanooga before finishing the season with Triple-A
- Hit .293 in 42 home games but .234 in 46 road games with Chattanooga
- Recorded an 11-game on-base streak from 5/7-5/19
- Went 2-for-5 with two home runs on 6/4
- Hit safely in eight straight games from 6/16-6/28, including six consecutive games with an RBI
- Hit home runs in back-to-back games on 7/27 and 7/28 vs. BIR
- Posted five straight multi-hit games from 7/26-7/30
- Hit .301 and slugged .548 in July after tallying four doubles, a triple and four home runs in 19 games
- Promoted to Triple-A Rochester on 8/24

2016

- Spent entire season with Double-A Chattanooga
- Collected a season-high three hits in a 3-for-3 performance on 7/28 vs. TNS
- Recorded an 11-game hitting streak from 7/31-8/24, raising average by 12 points

2015

- Spent entire season with Double-A Chattanooga
- Placed on the 7-day DL with a left ankle sprain on 5/6
- Activated from the DL on 6/18
- Assigned to the 7-day DL with an illness on 8/1
- Activated from the DL on 8/11

2014

- Spent most of the season with A-Adv. Fort Myers while also appearing for GCL Twins and Double-A New Britain
- Began the season with A-Adv. Fort Myers, hitting safely in nine of the first 10 games of the season
- Went 4-for-5 with a double on 4/14 @ CHA
- Recorded five straight multi-hit games from 4/28-5/3, including a 4-for-5 performance on 5/3 @ PMB
- Placed on the 7-day DL on 5/11
- Activated off the DL on 5/22 and assigned to Double-A New Britain
- Went 2-for-4 with a double on 5/22 vs. RIC
- Sent to GCL Twins for rehab assignment from 7/17-7/23
- Assigned to A-Adv. Fort Myers on 7/24
- Recorded four straight multi-hit games from 8/3-8/7
- Promoted to Double-A New Britain on 8/12
- Hit .327 in 14 games with the Rock Cats

2013

- Spent the entire season with A-Adv. Fort Myers
- Recorded a career-best 14-game hitting streak from 5/9-5/26
- Went 2-for-5 with a double, triple and three RBIs on 7/3 vs. BRD
- Ranked as No. 16 Twins prospect by *Baseball America*

2012

- Spent the entire season with A-Adv. Fort Myers in pro debut campaign
- Played a career-high 117 games
- Hit .315 against left-handed pitching but .212 vs. right-handers
- Recorded first career hit on 4/7 in 1-for-4 game vs. CHA
- Tallied his first career RBI on 4/15 @ JUP
- Hit first career home run on 4/12 @ BRD
- Reached safely in 12 of 13 games from 5/29-6/19
- Ranked as No. 6 Twins prospect by *Baseball America*

2011

- Missed first professional season due to injury

COLLEGE

- Played three seasons at the University of North Carolina
- Played in 65 games as a junior in 2011, posting more walks than strikeouts for the second straight season
- Reached the College World Series for the second time in his career, finishing fifth after getting eliminated by Vanderbilt
- Started all 60 games, starting 59 at third base and one at shortstop in 2010 and led team in nearly every offensive category, including average (.346), on-base percentage (.480), slugging percentage (.575), runs (76) and steals (20)
- Played 38 games for the Harwich Mariners of the Cape Cod Baseball League and was named an Eastern Division All-Star
- Named a *Baseball America* Top 30 Cape Cod prospect
- Started 65 of 66 games at second base as a freshman in 2009
- Earned Louisville Slugger Freshman All-America honors
- Tied for second all-time among UNC freshman with 13 home runs
- Hit the first home run at the new Boshamer Stadium in a 2-for-5 game against No. 18 Coastal Carolina on 2/24/09

YR	CLUB	G	AB	R	H	2B	3B	HR	RBI	BB	SO	SB	AVG.
12	Fort Myers (A+)	117	431	58	106	14	4	2	38	56	82	6	.246
13	Fort Myers (A+)	94	315	40	72	15	4	4	28	49	67	21	.229
14	GCL Twins (Rk.)	5	13	1	4	1	0	0	2	2	0	0	.308
	Fort Myers (A+)	45	177	28	54	9	2	1	21	19	25	6	.305
	New Britain (AA)	15	53	13	18	1	0	0	1	7	11	4	.340
	2014 Totals (Rk./A+/AA)	65	243	42	76	11	2	1	24	28	36	10	.313
15	Chattanooga (AA)	63	221	43	59	12	5	5	31	31	53	18	.267
16	Chattanooga (AA)	96	316	41	68	4	7	2	27	23	83	5	.215
17	Chattanooga (AA)	88	295	45	78	14	1	6	43	33	85	7	.264
	Rochester (AAA)	12	41	4	10	1	0	1	6	3	11	1	.244
	2017 Totals (AA/AAA)	100	336	49	88	15	1	7	49	36	96	8	.262
18	Las Vegas (AAA)	3	9	1	3	0	0	0	0	1	3	0	.333
	Binghamton (AA)	103	387	72	118	30	2	10	36	35	93	13	.305
	2018 Totals (AA/AAA)	106	396	73	121	30	2	10	36	36	96	13	.306
	MiLB Totals (7 seasons)	641	2258	346	590	101	25	31	233	259	513	81	.261



HEIGHT 5-11 | **WEIGHT** 175 | **BATS** Right | **THROWS** Right

BORN: December 19, 1996
BIRTHPLACE: Atlanta, Ga.
AGE: 22 (Turns 23 on December 19)
ACQUIRED: 3rd round - 2015
SCHOOL: Riverwood International Charter School (Ga.)



CAREER HIGHS

HITS: 5, 4/11/18 (SJ @ LAN)
RUNS: 4, 4/23/17 (SJ @ STK)
HOME RUNS: 2, 5/28/18 (SJ vs. VIS)

RBI: 4, 3x, last - 5/28/18 (SJ vs. VIS)
STOLEN BASES: 2, 3x, last - 8/8/18 (SJ vs. RC)
HITTING STREAK: 14 games, 5/13/16-5/31/16

AWARDS & ACCOLADES

2018 California Player of the Week - 7/15/18 (San Jose)
 2018 California League Mid-Season All-Star (San Jose)
 2018 California League Post-Season All-Star (San Jose)

FUNN FACTS

- Jalen John Miller
- Grew up in Sandy Springs, Ga., just north of Atlanta
- Attended Riverwood International Charter School in Sandy Springs, Ga.
- Hit .444 with five homers, 17 RBIs and 10 stolen bases as a senior in 2015
- Named as the team's Rookie of the Year in 2013 and earned team MVP honors and First-Team All-Region honors in 2014
- Had committed to play baseball at Clemson prior to signing with the Giants
- Ranked by MLB.com as the No. 29 Giants prospect and No. 30 by *Baseball America*
- Signing Scout: Andrew Jefferson

CAREER TRANSACTIONS

- Selected by the San Francisco Giants in the third round (95th overall) of the 2015 MLB Draft out of Riverwood International Charter School (Ga.)
- Signed on June 16, 2015

2018

- Spent the entire season with A-Adv. San Jose
- Played a career-high 123 games
- Set career highs in at-bats (511), runs (73), hits (141), doubles (35), home runs (14), RBIs (62), batting average (.276), on-base percentage (.321) and slugging percentage (.434)
- Finished fourth in the league in doubles
- Third straight season with over 20 doubles
- Hit for the cycle in a career-best 5-for-6 performance with four RBIs on 4/11 @ LAN
- Recorded a 10-game hitting streak from 5/14-5/24, including four multi-hit games
- Went 3-for-4 with two home runs and four RBIs on 5/28 vs. VIS
- Batted .336 with 10 doubles in the month of May
- Hit safely in 10 straight games from 6/5-6/15, including a 4-for-6 performance on 6/10 @ MOD
- Named a Mid-Season California League All-Star

- Selected for California League Home Run Derby and hit eight homers
- Hit home runs in back-to-back games on 7/13 and 7/14 vs. VIS
- Named California League Player of the Week on 7/15
- Doubled in four out of five games from 7/23-7/28
- Recorded a third 10-game hitting streak of the season from 8/8-8/19, a streak that included five multi-hit games
- Ranked by MLB.com as the No. 24 Giants prospect

2017

- Spent the entire season with A-Adv. San Jose
- Hit .246 in 59 road games and .207 in 58 games at home
- Had two RBIs in three straight games from 4/10-4/12
- Scored a career-high four runs on 4/23 @ STK in a 3-for-4 performance with a home run
- Homered in back-to-back games on 7/9 and 7/10 vs. MOD
- Finished the season on a five-game hitting streak from 8/30-9/4
- Ranked by *Baseball America* as the No. 27 Giants prospect

2016

- Spent the entire season with Single-A Augusta
- Set a career high with five triples
- Recorded four straight multi-hit games from 4/10-4/13, going 12-for-19 (.632) with two doubles, a triple and seven RBIs
- Hit first career home run on 4/12 @ LAN
- Reached base safely in 18 straight games from 5/8-5/31, including a career-high 14-game hitting streak from 5/13-5/31
- Batted .313 with five doubles and 17 RBIs in 22 games in May
- Homered in three straight games on 8/6 @ ASH, 8/9 @ HIC and 8/10 @ HIC
- Ranked by MLB.com as the No. 15 Giants prospect and No. 16 by *Baseball America*

2015

- Spent the entire season with Arizona League Giants
- Began the season and his career on an eight-game hitting streak, including three multi-hit games
- Recorded first career hit on 6/25 @ IND
- Notched first career RBI on 6/26 vs. IND
- Hit safely in nine straight games from 8/1-8/15



YR	CLUB	G	AB	R	H	2B	3B	HR	RBI	BB	SO	SB	AVG.
15	AZL Giants (Rk.)	44	174	28	38	5	1	0	13	17	42	11	.218
16	Augusta (A)	112	457	65	102	20	5	5	44	26	107	11	.223
17	San Jose (A+)	117	431	61	98	25	4	6	44	31	100	6	.227
18	San Jose (A+)	123	511	73	141	35	2	14	62	27	121	11	.276
MiLB Totals (4 seasons)		396	1573	227	379	85	12	25	163	101	370	39	.241



TANNER MURPHY | CATCHER



HEIGHT 6-1 | **WEIGHT** 215 | **BATS** Right | **THROWS** Right

BORN: February 27, 1995
BIRTHPLACE: Polar Bluff, Mo.
AGE: 24
ACQUIRED: Trade - Atlanta (May 5, 2018)
SCHOOL: Maiden (Mo.) High School



CAREER HIGHS

HITS: 4, 8/22/13 (BRA @ PHL)
RUNS: 4, 8/14/14 (DAN @ BUR)
HOME RUNS: 1, 20x, last – 8/27/17 (FLO vs. DBT)


RBI: 3, 6x, last – 4/29/17 (ROM vs. WV)
STOLEN BASES: 2, 8/17/13 (BRA @ BLU)
HITTING STREAK: 6, 7/18/14-7/24/14

FUNN FACTS

- Tanner Scott Murphy
- Attended Maiden High School in Maiden, Mo.
- Hit .600 for the Green Wave as a senior with 10 home runs
- Named Missouri Baseball Player of the Year in 2013 by the Missouri State High School Athletic Association
- Had committed to Southern Illinois University prior to signing with the Braves

CAREER TRANSACTIONS

- Selected by the Atlanta Braves in the fourth round (133rd overall) of the 2013 MLB Draft out of Malden (Ga.) High School and signed on June 20, 2013
- Traded by the Atlanta Braves to the San Francisco Giants on May 5, 2018



- Slashed .262/.400/.405 in 13 games in April for Single-A Rome
- Called up to A-Adv. Florida on 5/22
- Went 1-for-3 with a double and an RBI on 6/25 vs. FTM
- Went 2-for-4 with a double and an RBI on 8/20

2016

- Spent the entire season with A-Adv. Carolina
- Scored a career-high 34 runs
- Hit .278 with a .399 on-base percentage in the second-half of the season after batting .146 with a .229 on-base percentage prior to the All-Star break
- Went 1-for-3 with a home run and two RBIs on 5/7 @ LYN
- Recorded a career-high three RBIs on 7/14 vs. LYN
- Homered in back-to-back games on 6/6 and 6/7 @ FRE, recording four RBIs
- Collected three straight multi-hit games with a double on 6/12-6/14
- Went 3-for-3 with two doubles and two RBIs
- Hit .339 with three doubles and eight RBIs in 21 games in August

2015

- Spent entire season with Single-A Rome
- Played a career-high 98 games
- Set career-highs in hits (65), doubles (17), home runs (7) and RBIs (35)
- Doubled and drove in two on 5/30 vs. VIS
- Went 2-for-4 with a double and two RBIs on 5/15 @ ASH
- Tallied a five-game hitting streak from 5/25-5/30
- Went 2-for-5 with a home run on 7/9 @ AUG
- Homered in a 3-for-4 performance on 8/12 @ SAV
- Drove in a career-best three RBIs on 8/26 @ LEX and 9/5 @ HIC

2014

- Spent entire season with rookie-level Danville
- Went 1-for-2 with a double, three RBIs and two walks on 6/19 @ KNG
- Hit first career home run on 6/23 @ JC
- Recorded a six-game hitting streak from 7/18-7/24 with four doubles, a home run and four RBIs
- Homered in a 3-for-4 game on 8/14 @ BUR
- Struck out in 14 consecutive games from 8/7-8/25
- Hit .290 in 19 games in August

2013

- Spent entire season with rookie Gulf Coast League Braves
- Hit .269 in 19 home games and .178 in 13 road games
- Collected first career hit in first career game on 6/21 vs. AST
- Notched first career RBI on 7/4 vs. PHL
- Reached base safely in eight straight games from 8/14-8/24
- Tallied a career-high four hits in a 4-for-4 performance on 8/22 @ PHL

2018

- Began the season with A-Adv. Florida
- Traded to San Francisco Giants for cash considerations on 5/5 and assigned to A-Adv. San Jose
- Trade occurred while big-league Braves and Giants were playing each other in Atlanta
- Went 1-for-4 with a triple and two RBIs on 5/30 vs. VIS
- Promoted to Triple-A Sacramento on 6/26
- Went 0-for-3 on 6/28 @ ABQ with Triple-A Sacramento
- Assigned to A-Adv. San Jose on 6/29
- Placed on 7-day DL
- Activated off 7-day DL on 8/5
- Doubled in final game of the season on 9/3

2017

- Split the season between Single-A Rome and A-Adv. Florida
- Batted .293 in 14 home games and .102 in 16 away games with A-Adv. Florida
- Went 2-for-4 with two doubles on 4/8 @ WV
- Reached base safely in 12 straight games from 4/11-5/4, drawing 10 walks

YR	CLUB	G	AB	R	H	2B	3B	HR	RBI	BB	SO	SB	AVG.
13	GCL Braves (Rk.)	32	97	7	22	3	0	0	8	12	34	5	.227
14	Danville (Rk.+)	50	157	21	38	8	0	5	19	30	38	2	.242
15	Rome (A)	98	337	33	65	17	1	7	35	38	91	0	.193
16	Caroline (A+)	90	281	34	60	9	0	6	28	42	55	0	.214
17	Rome (A)	23	75	6	17	4	0	1	11	17	17	2	.227
	Florida (A+)	30	90	6	17	3	0	1	5	6	20	0	.189
	2017 Totals (A/A+)	53	165	12	34	7	0	2	16	23	37	2	.206
18	Sacramento (AAA)	1	3	0	0	0	0	0	0	0	0	0	.000
	San Jose (A+)	40	128	7	22	1	1	0	6	15	38	1	.172
	2018 Totals (A+/AAA)	41	131	7	22	1	1	0	6	15	38	1	.168
MILB Totals (6 seasons)		364	1168	114	241	45	2	20	112	160	293	10	.206

CONNOR OVERTON | RIGHT-HANDED PITCHER



HEIGHT 6-0 | **WEIGHT** 190 | **BATS** Right | **THROWS** Right

BORN: July 24, 1994
BIRTHPLACE: Richmond, Va.
AGE: 25 (Turns 26 on July 24)
ACQUIRED: Signed as a Minor League Free Agent (Aug. 12, 2016)
SCHOOL: Old Dominion University



CAREER HIGHS

IP (START): 4.0, 2x, last – 7/5/18 (RIC vs. AKR)
IP (RELIEF): 3.1, 6/1/18 (RIC vs. AKR)
RUNS ALLOWED: 6, 7/18/18 (SJ @ RC)

WALKS: 3, 2x, last – 7/5/18 (RIC vs. AKR)
STRIKEOUTS: 6, 7/5/18 (RIC vs. AKR)
MOST HITS ALLOWED: 7, 7/18/18 (SJ @ RC)

FUNN FACTS

- Connor Danford Overton
- Attended Atlee High School in Mechanicsville, Va.
- Played shortstop for the Atlee Raiders and won the Central District championship
- Enjoys playing guitar
- Father, Dee, was drafted as an outfielder by the New York Yankees in the eighth round of the secondary draft in 1982 after winning state titles at Richmond's J.R. Tucker High School in 1979 and 1981

CAREER TRANSACTIONS

- Selected by the Miami Marlins in the 15th round (437th) of the 2014 MLB Draft out of Old Dominion University and signed on June 16, 2014
- Released by the Miami Marlins on July 9, 2015
- Signed by the Washington Nationals as a minor league free agent on July 17, 2015
- Elected free agency on November 6, 2015
- Signed by the San Francisco Giants as a minor league free agent on August 12, 2016



2018

- Appeared for three different teams in the San Francisco Giants system
- Made a combined career-high 23 appearances
- Set career highs with 47.2 innings and 48 strikeouts
- Began the season with A-Adv. San Jose
- Did not allow a run in first three appearances of the season, a streak spanning 6.0 innings
- Promoted to Triple-A Sacramento on 5/14
- Made two appearances with Triple-A Sacramento, allowing one run in 4.1 innings from 5/14-5/20
- Assigned to Double-A Richmond on 5/21
- Made three appearances for Richmond before getting assigned to A-Adv. San Jose on 6/2
- Earned save with a scoreless inning on 6/8 @ MOD, his first affiliated save since 2014
- Promoted to Double-A Richmond on 6/21

- Made first career start on 6/23 vs. BOW, striking out five in a career-high 4.0 innings
- Struck out a career-high six batters in a start on 7/5 vs. AKR
- Assigned to A-Adv. San Jose on 7/11
- Earned a three-inning save on 7/11 @ STK

2017

- Missed the 2017 season while recovering from surgery on his ulnar collateral ligament (Tommy John surgery)

2016

- Spent most of the season with Independent League Sioux City Explorers of the American Association
- Went 5-1 with a 1.96 ERA in 30 relief appearances and earned 11 saves
- Signed a minor league free agent contract with the San Francisco Giants on 8/12 and assigned to A-Adv. San Jose
- Made one appearance with San Jose, allowing two runs on one hit in 0.1 innings
- Placed on the 7-day DL on 8/15 with an elbow injury and missed remainder of season

2015

- Spent time with three teams across two organizations
- Began the season with Single-A Greensboro
- Allowed opponents to hit .462 across eight relief appearances
- Assigned to short-season Batavia Muckdogs on 7/5 but did not appear in a game
- Released by the Miami Marlins on 7/9
- Signed a minor league free agent contract with the Washington Nationals on 7/17
- Assigned to short-season Auburn Doubledays on 7/18
- Made debut in the Nationals organization on 7/25 @ LOW, throwing 2.0 perfect innings
- Did not allow a run across first five appearances with Auburn from 7/25-8/7
- Promoted to Triple-A Syracuse on 9/6
- Made one appearance for the Chiefs, earning the win with 2.0 innings of relief on 9/7 vs. SWB

2014

- Spent the entire season with short-season Batavia
- Made first career appearance on 6/22 vs. SC, allowing a home run in 1.2 innings
- Collected first career strikeout on 6/25 @ MV
- Earned first career win on 7/27 vs. WIL

COLLEGE

- Played two seasons at Old Dominion University
- Went 3-3 with four saves and a 2.79 ERA in 30 relief appearances as a redshirt sophomore in 2014
- Missed the 2013 season with a shoulder injury
- Made 14 appearances as a freshman in 2012, going 0-4 with a 6.54 ERA

YR	CLUB	W-L	ERA	G	GS	CG	SHO	SV	IP	H	R	ER	HR	BB	SO
14	Batavia (A-)	1-2	4.71	17	0	0	0	0	21.0	24	15	11	2	14	20
15	Greensboro (A)	0-0	13.03	8	0	0	0	0	9.2	24	14	14	3	5	7
	Auburn (A-)	1-1	3.72	12	0	0	0	0	19.1	17	9	8	1	5	13
	Syracuse (AAA)	1-0	4.50	1	0	0	0	0	2.0	2	1	1	0	1	2
	2015 Totals (A-/A/AAA)	2-1	6.68	21	0	0	0	0	31.0	43	24	23	4	11	22
16	San Jose (A+)	0-0	54.00	1	0	0	0	0	0.1	1	2	2	1	2	1
18	Sacramento (AAA)	0-0	6.23	2	0	0	0	0	4.1	4	3	3	0	3	6
	Richmond (AA)	0-1	4.91	7	2	0	0	0	18.1	23	12	10	3	7	19
	San Jose (A+)	2-0	4.68	14	0	0	0	2	25.0	26	13	13	2	7	23
	2018 Totals (A+/AA/AAA)	2-1	4.91	23	2	0	0	2	47.2	53	28	26	5	17	48
MILB Totals (4 seasons)		5-4	5.58	62	2	0	0	3	100.0	121	69	62	12	44	91

YOANYS QUIALA | RIGHT-HANDED PITCHER



HEIGHT 6-3 | **WEIGHT** 235 | **BATS** Right | **THROWS** Right

BORN: January 15, 1994
BIRTHPLACE: Mayari, Cuba
AGE: 25
ACQUIRED: Signed as a Minor League Free Agent (Feb. 2019)



CAREER HIGHS

IP (START): 8.0, 2x, last - 6/13/17 (BC @ POT)
IP (RELIEF): 5.0, 5/29/18 (CC @ SPR)
RUNS ALLOWED: 9, 5/19/18 (CC @ FRI)

WALKS: 5, 6/2/17 (BC vs. CAR)
STRIKEOUTS: 8, 4x, last - 6/19/17 (CC vs. SA)
MOST HITS ALLOWED: 11, 7/14/17 (CC @ MID)

AWARDS & ACCOLADES
 2017 Carolina League Mid-Season All-Star (Bues Creek)

FUNN FACTS

- Yoanys Quiala Sanchez
- Played one season in Cuba's Serie Nacional, posting a 2.22 ERA over 52.2 IP with 33 strikeouts
- Pitched for Leones del Caracas of the Venezuelan Winter League during the 2017-18 offseason
- Pitched Caneros de Los Mochis of the Mexican Pacific Winter League during the 2018-19 offseason, going 3-5 with a 4.37 ERA in 18 appearances (11 starts)

CAREER TRANSACTIONS

- Signed by the Houston Astros to an international free agent contract on June 8, 2015
- Released by the Houston Astros on December 14, 2018
- Signed by the San Francisco Giants as a minor-league free agent on February 27, 2019

2018

- Spent the entire season with Double-A Corpus Christi
- Struck out five in 5.0 innings on 4/7 @ NWA
- Fired 7.0 shutout innings with six strikeouts on 5/14 vs. SA
- Struck out six in 5.0 scoreless innings on 5/29 @ SPR
- Placed on the restricted list on 6/22 and missed remainder of season

2017

- Split the season between A-Adv. Bues Creek and Double-A Corpus Christi
- Made career-high 27 appearances
- Posted career-highs in wins (9), innings-pitched (108.2) and strikeouts (92)

- Struck out eight in 4.0 one-hit innings on 4/10 vs. MB
- Tossed 6.0 shutout innings on 4/15 @ WS
- Tied a season-high with eight strikeouts on 5/9 vs. SAL
- Threw 8.0 shutout innings with six strikeouts on 6/13 @ POT
- Named a 2017 Mid-Season Carolina League All-Star
- Promoted to Double-A Corpus Christi on 6/18
- Did not allow a run in back-to-back starts (71 innings) on 6/25 vs. FRI and 7/2 @ ARK
- Tossed 7.0 shutout innings on 8/31 @ FRI in final start of the season

2016

- Spent the entire season with Single-A Quad Cities
- Made career-high 16 starts
- Threw 7.0 innings in back-to-back starts on 6/30 vs. CR and 7/6 vs. BEL
- Went 1-2 with a 3.42 ERA in four starts in July, striking out 18 and walking two
- Tossed a season-high 8.0 innings on 7/27 vs. PEO
- Struck out a season-high eight batters in 5.2 innings on 8/8 vs. BUR

2015

- Spent the entire season with Dominican Summer League Astros Blue
- Made first professional appearance on 6/16 @ DSL ROY, collecting first career strikeout over 2.0 innings of relief
- Made first career start on 7/16 @ DSL ATH, tossing 5.0 scoreless innings to earn first career win
- Struck out seven in 5.0 scoreless innings
- Allowed one run over four starts from 7/16-8/5



YR	CLUB	W-L	ERA	G	GS	CG	SHO	SV	IP	H	R	ER	HR	BB	SO
15	DSL Astros (F-Rk.)	2-0	1.54	9	4	0	0	0	35.0	26	6	6	1	9	34
16	Quad Cities (A)	2-12	5.10	19	16	0	0	0	97.0	112	64	55	10	23	60
17	Bues Creek (A+)	5-1	2.31	12	7	0	0	0	58.1	40	17	15	3	13	59
	Corpus Christi (AA)	4-4	2.86	12	7	0	0	0	50.1	65	26	16	3	11	33
	2017 Totals (A+/AA)	9-5	2.57	24	14	0	0	0	108.2	105	43	31	6	24	92
18	Corpus Christi (AA)	6-5	5.97	13	9	0	0	1	57.1	64	39	38	5	22	44
	MiLB Totals (4 seasons)	19-22	3.93	65	43	0	0	1	298.0	307	152	130	22	78	230



HEIGHT 6-3 | **WEIGHT** 220 | **BATS** Right | **THROWS** Right

BORN: June 7, 1995
BIRTHPLACE: Birmingham, Ala.
AGE: 23 (Turns 24 on June 7)
ACQUIRED: 3rd round - 2016
SCHOOL: Samford University



CAREER HIGHS

HITS: 4, 4x, last – 8/17/18 (SJ vs. LAN)
RUNS: 3, 2x, last – 8/27/16 (SK vs. EUG)
HOME RUNS: 1, 33x, last – 8/25/18 (SJ @ MOD)

RBI: 6, 8/22/18 (SJ @ VIS)
STOLEN BASES: 1, 7x, last – 9/1/18 (SJ vs. MOD)
HITTING STREAK: 15 games, 4/29/18-6/22/18

AWARDS & ACCOLADES

2018 MiLB.com Giants Organizational All-Star
 2016 Northwest League Post-Season All-Star (Salem-Keizer)
 2016 Baseball America Short-season All-Star (Salem-Keizer)
 2016 Northwest League Player of the Week - 7/31/16 (Salem-Keizer)

FUNN FACTS

- Heath Mitchell Quinn
- Attended Oak Mountain (Ala.) High School in Birmingham, Ala., where he played football, basketball and baseball
- Hit .439 during senior high school season in 2013
- Second-highest draft pick in Oak Mountain High School history behind his former high school teammate, former Hartford Yard Goats and current Colorado Rockies outfielder David Dahl
- Ranked by MLB.com as the No. 13 Giants prospect and No. 15 by *Baseball America* entering 2019
- Signing Scout: Jeff Wood

CAREER TRANSACTIONS

- Selected by the Cleveland Indians in the 12th round of the 2013 MLB Draft but did not sign
- Selected by the San Francisco Giants in the third round (95th overall) of the 2016 MLB Draft out of Samford University
- Signed on June 16, 2016



2018

- Spent the entire season with A-Adv. San Jose
- Finished sixth in the league in batting average (.300), seventh in on-base percentage (.376) and eighth in slugging percentage (.485)
- Set career-highs in games played (96), hits (107), doubles (24), home runs (14), RBIs (42) and walks (42)
- Hit .329 in 46 home games and .276 in 50 road games
- Went 4-for-4 with a double on 4/15 vs. STK
- Hit two doubles in a 3-for-5 performance on 4/20 vs. MOD
- Reeled off a career-high 15-game hitting streak from 4/29-6/22, going 23-for-59 (.390)
- Batted .338 with four home runs prior to the All-Star break
- Hit home runs in back-to-back games on 6/27 and 6/28 vs. STK
- Drew six walks in a four-game span from 7/12-7/15
- Recorded three straight multi-hit games from 8/8-8/11, going 7-for-13 with two doubles, two home runs and seven RBIs
- Went 4-for-4 on 8/17 vs. LAN
- Hit a grand slam and set a career-high with six RBIs on 8/23 vs. VIS
- Played for Scottsdale in the Arizona Fall League and hit .128 in 12 games with four RBIs

YR	CLUB	G	AB	R	H	2B	3B	HR	RBI	BB	SO	SB	AVG.
16	AZL Giants (Rk.)	2	5	4	3	1	0	0	2	1	0	0	.600
	Salem-Keizer (A-)	54	205	37	69	19	1	9	34	26	50	3	.337
	San Jose (A+)	4	17	2	6	1	0	0	0	2	7	0	.353
	2016 Totals (A-/A+)	60	227	43	78	21	1	9	34	30	58	3	.344
17	San Jose (A+)	75	272	24	62	9	0	10	29	20	86	0	.228
18	San Jose (A+)	96	357	53	107	24	0	14	51	42	98	4	.300
	MiLB Totals (3 seasons)	231	856	120	247	54	1	33	114	92	242	7	.289

- Named a MiLB.com Giants Organizational All-Star
- Ranked by MLB.com as the No. 10 Giants prospect

2017

- Spent the entire season with A-Adv. San Jose
- Did not start play until 5/15 after breaking his hand (hamate) swinging a bat during Spring Training
- Reached base safely in 16 of his first 17 games from 5/15-6/3
- Slashed .293/.359/.586 in 15 games in May
- Hit three home runs in a six-game span from 6/8-6/14
- Placed on the 7-day DL on 6/25 with a shoulder injury
- Activated from the 7-day DL on 7/6
- Went 2-for-3 with a home run on 8/17 vs. LAN
- Ranked by MLB.com as the No. 8 Giants prospect and No. 16 by *Baseball America*

2016

- Spent most of the season with short-season Salem-Keizer while also making appearances for Arizona League Giants and A-Adv. San Jose
- Led the Northwest League with a .571 slugging percentage and tied for second in the league with teammate Gio Brusa with nine homers
- Made first career start on 6/20 @ DIA, collected first career hit and scoring first career run
- Promoted to short-season Salem-Keizer on 6/24
- Talled first career RBI on 7/6 vs. VAN
- Reached base in 25 consecutive games from 7/11-8/11, including a 14-game hitting streak from 7/19-8/5
- Tied for the fourth-longest on-base streak in the league
- Batted .351 with a .446 on-base percentage during streak
- Hit first career home run on 7/11 @ BOI
- Hit home runs in back-to-back games on 7/24 and 7/25 vs. EVE
- Named Northwest League Player of the Week on 7/31
- Went 4-for-4 on 8/13 @ EVE
- Named Northwest League Postseason All-Star and *Baseball America* Short-Season All-Star
- Ranked by *Baseball America* as the No. 9 prospect in the Northwest League
- Ranked by MLB.com as the No. 19 Giants prospect

COLLEGE

- Played three seasons at Samford University
- Hit .334 with 43 home runs in 178 career games at Samford
- Named *Baseball America* Second-Team All-American and All-Southern Conference in 2016
- Led Southern Conference in home runs (21), RBIs (77) and total bases (165)
- Set Samford single-season record for RBIs
- Second highest drafted player in Samford baseball history after Phil Ervin (1st Round, 2013)
- Played for the Falmouth Commodores of the Cape Cod Baseball League in 2015
- Hit .317 with four home runs and was named a 2015 Cape Cod Baseball League All-Star
- Named All-Southern Conference in 2015
- Hit .319 with nine home runs and 48 RBIs in 2014
- Named First-Team College Freshman All-American and Southern Conference Freshman of the Year in 2014



HELIOT RAMOS | OUTFIELDER



HEIGHT 6-1 | **WEIGHT** 188 | **BATS** Right | **THROWS** Right

BORN: September 7, 1999
BIRTHPLACE: Humacao, Puerto Rico
AGE: 19 (Turns 20 on September 7)
ACQUIRED: 1st round (19th overall) - 2017
SCHOOL: Leadership Christian Academy (Puerto Rico)



CAREER HIGHS

HITS: 4, 4x, last – 6/16/18 (AUG @ LEX)
RUNS: 4, 7/1/17 (GIA @ ATH)
HOME RUNS: 1, 17x, last – 9/1/18 (AUG vs. COL)

RBI: 4, 7/22/17 (GIA @ ROY)
STOLEN BASES: 2, 7/5/17 (GIA @ IND)
HITTING STREAK: 16 games, 7/5/17-7/31/17

AWARDS & ACCOLADES

2018 SiriusXM All-Star Futures Game selection
 2017 MiLB.com Giants Organizational All-Star
 2017 Baseball America Rookie All-Star (AZL Giants)
 2017 Arizona League Post-Season All-Star (AZL Giants)

FUNN FACTS

- Heliot Lemuel Ramos (pronounced like "Elliott")
- Brother, Héctor Ramos, is a professional soccer player and all-time leading scorer of the Puerto Rican national soccer team
- Brother, Henry Ramos, is an outfielder in the San Francisco Giants organization
- Was committed to play college baseball at Florida International University before signing with the Giants
- Highest-drafted player out of Puerto Rico since Carlos Correa was the first overall pick in 2012
- Earned MVP honors at the 2016 Under Armor All-America Game and fell a double shy of the cycle
- Ranked by MLB.com as the No. 2 Giants prospect and No. 3 by *Baseball America*
- Signing Scout: Junior Roman

CAREER TRANSACTIONS

- Selected by the San Francisco Giants in the first round (19th overall) of the 2017 MLB Draft out of Leadership Christian Academy (Puerto Rico)
- Signed on June 21, 2017

2018

- Spent the entire season with Single-A Augusta
- Played a career high 124 games and set career highs in runs (61), hits (119), doubles (24), triples (8), home runs (11), RBIs (52) and walks (35)
- Reached base safely on 17 straight games from 4/6-4/26, hitting safely in 16 of the 17 games
- Went a career-best 4-for-4 with a double on 6/2 @ LEX
- Recorded a six-game hitting streak from 6/10-6/17
- Went 4-for-5 with a double on 6/16 @ ASH

- Hit .272 with eight doubles in 26 games in June
- Selected to play in the SiriusXM All-Star Futures Game and collected a pinch-hit single off of fellow Giants prospect Shaun Anderson
- Played for Cangrejos de Santurce in the Puerto Rican Winter League following the 2018 regular season and hit .258 with seven doubles and one home run in 19 games
- Ranked by MLB.com as the No. 2 Giants prospect and the No. 74 overall prospect
- Ranked by *Baseball America* as the No. 1 Giants prospect and the No. 79 overall prospect

2017

- Spent the entire season with rookie Arizona League Giants in professional debut year at the age of 17
- Led Arizona League in slugging percentage (.645), ranked second in batting average (.348), fourth in extra-base hits (23) and tied for fourth in total bases (89)
- Missed the league batting title by two points, finishing behind San Diego's Esteury Ruiz, who hit .350
- Went 3-for-5 with two doubles, a triple and two RBIs in first career game on 6/30 vs. ATH to notch first career hit and RBI
- Talled first career home run in next game on 7/1 @ ATH in a 4-for-5 performance
- Recorded six extra-base hits in his first two games from 6/30-7/1
- Went on a 16-game hitting streak from 7/5-7/31, going 27-for-70 (.386)
- Slashed .378/.420/.659 in 19 games in July with six doubles, four triple and three home runs
- Finished the season on a nine-game hitting streak from 8/10-8/20
- Named a 2017 MiLB.com Giants Organizational All-Star, a Baseball America Rookie All-Star and a 2017 Post-Season Arizona League All-Star
- Named as the No. 3 prospect in the Arizona League by *Baseball America*
- Ranked by MLB.com as the No. 3 Giants prospect



YR	CLUB	G	AB	R	H	2B	3B	HR	RBI	BB	SO	SB	AVG.
17	AZL Giants (Rk.)	35	138	33	48	11	6	6	27	10	48	10	.348
18	Augusta (A)	124	485	61	119	24	8	11	52	35	136	8	.245
MiLB Totals (2 seasons)		159	623	94	167	35	14	17	79	45	184	18	.268

NOLAN RIGGS | RIGHT-HANDED PITCHER



HEIGHT 6-8 | **WEIGHT** 230 | **BATS** Right | **THROWS** Right

BORN: May 22, 1993
BIRTHPLACE: Houston, Texas
AGE: 25 (Turns 26 on May 22)
ACQUIRED: Signed as a non-draft free agent (August 5, 2014)
SCHOOL: San Jacinto College / Sam Houston State



CAREER HIGHS

IP (START): 6.0, 2x, last – 8/24/15 (SK @ EVE)
IP (RELIEF): 5.1, 8/1/15 (SK vs. EVE)
RUNS ALLOWED: 3, 7/16/15 (SK vs. BOI)

WALKS: 5, 9/6/15 (SK @ BOI)
STRIKEOUTS: 6, 4x, last – 7/21/17 (AUG vs. DEL)
MOST HITS ALLOWED: 9, 7/16/15 (SK vs. BOI)

AWARDS & ACCOLADES

Northwest League Pitcher of the Week - 6/29/15 (Salem-Keizer)

FUN FACTS

- Nolan Connor Riggs
- Attended Klein Collins High School in Spring, Texas
- Ranked as the No. 15 pitcher in the state of Texas by Perfect Game
- Signing Scout: Todd Thomas

CAREER TRANSACTIONS

- Signed by the San Francisco Giants as a non-drafted free agent on August 7, 2014

2018

- Spent most of the season with A-Adv. San Jose while also appearing for Double-A Richmond and Triple-A Sacramento
- Made 41 appearances for San Jose, ranking second on the team
- Tied for second on the team with six saves
- Fifth on the team in strikeouts (73), the most of any pitcher without a start
- Did not allow a run across first four appearances of the season from 4/6-4/15, a streak spanning 71 innings
- Promoted to Triple-A Sacramento on 5/8
- Made two appearances with the River Cats, allowing three runs in 5.2 innings
- Assigned to A-Adv. San Jose on 5/16
- Went 1-1 with a 2.70 ERA in 10.0 innings with a .161 opponent's batting average in May
- Tossed 3.0 hitless and scoreless innings on 6/10 @ MOD to earn save
- Struck out five batters in 2.0 perfect innings on 6/30 @ VIS
- Promoted to Double-A Richmond on 8/27
- Made two appearances with the Flying Squirrels, allowing six runs in 6.0 innings

2017

- Spent the entire season with Single-A Augusta
- Tied for team lead in appearances (44) and tied for seventh in strikeouts (69)
- Posted a career-best 2.13 ERA
- Recorded a 1.83 ERA in 25 home appearances and a 2.54 ERA in 19 road outings
- Tossed 5.1 consecutive perfect innings with seven strikeouts across three appearances from 4/19-4/27
- Earned first career save on 4/19 vs. CSC
- Struck out four batters in 1.1 innings to earn the win on 6/8 vs. ROM
- Tossed 3.0 scoreless innings to earn the save on 6/27 vs. WV
- Tied a career-high with six strikeouts on 7/21 vs. DEL

2016

- Spent the entire season with short-season Salem-Keizer
- Earned win on 6/24 vs. TRI
- Did not allow a baserunner in back-to-back appearances on 7/18 and 7/21, striking out four in 5.0 innings

2015

- Spent the entire season with short-season Salem-Keizer
- Split time between the bullpen and starting rotation
- Earned first career win on 6/20 vs. VAN with 4.0 scoreless innings of relief
- Struck out a career-best six batters in 5.0 scoreless innings of relief on 6/25 @ HIL
- Named Northwest League Pitcher of the Week on 6/29
- Struck out four in 3.0 scoreless and hitless innings on 7/27 @ HIL
- Fired 6.0 shutout innings and earned win on 8/11 vs. HIL




2014

- Spent the entire season with AZL Giants of the Arizona League
- Made first career appearance on 8/8 @ RAN, recording his first career strikeout in a scoreless inning
- Made first career start on 8/25 vs. ATH, striking out six in 3.0 scoreless innings

COLLEGE

- Played one season at Sam Houston State
- Went 3-0 with a 1.42 ERA in 16 relief appearances for the Bearkats in 2014
- Won Cal Ripken Collegiate Baseball League championship in 2014 while playing for the Baltimore Redbirds
- Began college career at San Jacinto (Texas) College for two seasons, where he went 3-1 with a 4.44 ERA in 11 appearances (nine starts) in 2013
- Pitched exclusively in relief in 2012 season while returning from Tommy John surgery and posted a 1.42 ERA
- Played two summers with the Woodlands Strykers of the Texas Collegiate League near his hometown of Spring, Texas

YR	CLUB	W-L	ERA	G	GS	CG	SHO	SV	IP	H	R	ER	HR	BB	SO
14	AZL Giants (Rk.)	0-0	5.40	5	2	0	0	0	10.0	8	7	6	0	6	14
15	Salem-Keizer (A-)	4-3	3.23	15	10	0	0	0	61.1	56	33	22	4	22	49
16	Salem-Keizer (A-)	3-0	4.24	21	0	0	0	0	46.2	47	26	22	7	12	36
17	Augusta (A)	3-6	2.13	44	0	0	0	3	67.2	55	23	16	0	15	69
18	Sacramento (AAA)	0-0	4.76	2	0	0	0	0	5.2	5	3	3	0	3	1
	San Jose (A+)	5-5	4.08	41	0	0	0	6	64.0	53	33	29	5	33	73
	Richmond (AA)	0-1	9.00	2	0	0	0	0	6.0	5	6	6	0	4	9
	2018 Totals (A+/AA/AAA)	5-6	4.52	45	0	0	0	6	75.2	63	42	38	5	40	83
	MLB Totals (5 seasons)	15-15	3.58	130	12	0	0	9	261.1	229	131	104	16	95	251



HEIGHT 6-0 | **WEIGHT** 205 | **BATS** Right | **THROWS** Right

BORN: February 14, 1994
BIRTHPLACE: San Jose, Calif.
AGE: 25
ACQUIRED: 31st round - 2013
SCHOOL: Willow Glen (Calif.) High School



CAREER HIGHS

HITS: 5, 6/20/16 (SK @ BOI)
RUNS: 2, 16x, last – 5/12/18 (RIC vs. TRN)
HOME RUNS: 1, 17x, last – 7/19/18 (RIC @ AKR)

RBI: 5, 4/25/18 (AUG @ GVL)
STOLEN BASES: 1, 7x, last – 8/9/18 (RIC vs. BNG)
HITTING STREAK: 9 games, 2x, last – 7/15/16-7/29/16

AWARDS & ACCOLADES

2016 Northwest League Mid-Season All-Star (Salem-Keizer)

FUN FACTS

- John David Riley
- Attended Willow Glen High School in San Jose, Calif.
- Played third base, pitcher and catcher in high school and was coached by his father, Mike, and won the Central Coast Division title in 2013 senior season
- Hit a home run during division championship game at San Jose Municipal Stadium, home of the San Jose Giants
- Hit .337 as a senior in 2013 with eight homers, nine doubles and 22 RBIs
- Selected as a MaxPreps All-American in 2012
- Had committed to play at the University of California before signing with the Giants
- Signing Scout: Keith Snider

CAREER TRANSACTIONS

- Selected by the San Francisco Giants in the 31st round (942nd overall) of the 2013 MLB Draft out of Willow Glen (Calif.) High School
- Signed on July 12, 2013



- Went 2-for-4 with a home run and three RBIs on 7/19 @ AKR
- Placed on the 7-day DL on 8/16 and missed remainder of season

2017

- Played just nine games in 2017
- Went 0-for-4 with four strikeouts in lone game for A-Adv. San Jose on 4/23
- Played eight games with short-season Salem-Keizer
- Went 3-for-4 with an RBI on 6/28

2016

- Spent the entire season with short-season Salem-Keizer
- Tallied a career-high five hits in a 5-for-5 performance with two doubles on 6/20 @ BOI
- Went 2-for-3 with a triple, home run and two runs scored on 7/8 vs. VAN
- Hit safely in a career-best nine straight games from 7/15-7/29, including three straight games with a double
- Batted .322 with seven double and a home run before the All-Star break
- Named a Mid-Season Northwest League All-Star game
- Went 2-for-3 with a double and a home run on 9/3 vs. BOI

2015

- Split the season between Single-A Augusta and short-season Salem-Keizer
- Hit a combined career high 13 doubles and four triples
- Started the season with a five-game hitting streak, going 8-for-20 (400) with two doubles and two triples for Augusta
- Went 1-for-2 with a double, three walks and two runs scored on 5/6 @ LWD
- Assigned to short-season Salem-Keizer on 6/9
- Walked three times in a game on 7/1 @ BOI
- Went 3-for-4 with a double on 7/8
- Recorded a nine-game hitting streak from 7/29-8/10
- Went 2-for-3 with a home run on 8/23 @ EVE
- Hit .305 with six doubles and five home runs in the second half of the season (30 games)

2014

- Spent the entire season with Arizona League Giants
- Hit first career home run and drove in three on 7/18 vs. IND
- Went 2-for-2 with a double on 8/13 vs. BRE
- In 14 games in August, batted .262 with three doubles and a home run

2013

- Spent the entire season with Arizona League Giants
- Went 1-for-3 with an RBI triple and three walks on 7/27 vs. ATH, recording first career hit and RBI
- Worked three walks in back-to-back games on 7/27 vs. ATH and 7/29 vs. ANG
- Went 3-for-5 with a double and triple on 8/10 @ MAR

2018

- Split the season between Single-A Augusta, A-Adv. San Jose and Double-A Richmond
- Recorded three straight multi-hit games from 4/21-4/25 for Augusta
- Drove in a career-high five RBIs on 4/25 @ GVL
- Promoted to Double-A Richmond on 5/4, going 4-for-12 in five games before returning to Single-A Augusta on 5/24
- Hit two home runs and collected eight RBIs in a three-game span from 5/30-6/3
- Promoted to A-Adv. San Jose on 6/7
- Batted .205 in 14 games with San Jose
- Promoted to Double-A Richmond on 7/6

YR	CLUB	G	AB	R	H	2B	3B	HR	RBI	BB	SO	SB	AVG.
13	AZL Giants (Rk.)	21	65	6	13	2	2	0	8	12	25	0	.200
14	AZL Giants (Rk.)	34	112	20	21	6	1	2	19	15	43	1	.188
15	Augusta (A)	39	135	13	28	5	3	1	9	15	54	0	.207
	Salem-Keizer (A-)	55	191	21	47	8	1	5	20	33	65	2	.246
	2015 Totals (A-/A)	94	326	34	75	13	4	6	29	48	119	2	.230
16	Salem-Keizer (A-)	41	146	17	40	10	0	3	14	15	51	0	.274
17	San Jose (A+)	1	4	0	0	0	0	0	0	0	4	0	.000
	Salem-Keizer (A-)	8	21	1	6	1	0	0	3	5	9	2	.286
	2017 Totals (A-/A+)	9	25	1	6	1	0	0	3	5	13	2	.240
18	Augusta (A)	17	57	11	18	4	1	4	20	7	19	1	.316
	San Jose (A+)	14	44	4	9	3	0	1	4	3	13	0	.205
	Richmond (AA)	26	60	8	15	3	1	1	8	7	26	1	.250
	2018 Totals (A/A+/AA)	57	161	23	42	10	2	6	32	17	58	2	.261
MiLB Totals (6 seasons)		256	835	101	197	42	9	17	105	112	309	7	.236

CARLOS SANO | RIGHT-HANDED PITCHER



HEIGHT 6-4 | **WEIGHT** 205 | **BATS** Right | **THROWS** Right

BORN: February 24, 1993
BIRTHPLACE: Haina, Dominican Republic
AGE: 26
ACQUIRED: Signed as a Minor League Free Agent (Nov. 30, 2017)



CAREER HIGHS

IP (START): 6.0, 4x, last – 9/3/18 (SJ vs. MOD)
IP (RELIEF): 4.0, 3x, last – 6/14/18 (SJ @ STK)
RUNS ALLOWED: 6, 2x, last – 8/29/18 (SJ vs. STK)

WALKS: 4, 3x, last – 6/9/18 (SJ @ MOD)
STRIKEOUTS: 9, 9/18/18 (SJ vs. LAN)
MOST HITS ALLOWED: 8, 8/24/18 (SJ @ MOD)

FUN FACTS

- Pitched in La Liga Nicaragüense de Beisbol Profesional with Gigantes de Rivas prior to signing with the Giants at age 24
- Would become second player in MLB history (Yorkis Perez) from Bajos de Haina
- Signing Scout: Sandy Moreno

CAREER TRANSACTIONS

- Signed by the San Francisco Giants as an international free agent on November 30, 2017

2018

- Spent most of the season with A-Adv. San Jose while also making two appearances for Single-A Augusta
- Made first career appearance on 5/10 vs. ROM while with Augusta, earning the save after striking out four in 3.0 perfect innings
- Promoted to A-Adv. San Jose on 5/21
- Earned first career win on 5/14 @ STK, striking out six batters across 4.0 scoreless innings
- Made first career start on 7/2 @ VIS, allowing one run on three hits in 4.0 innings
- Tossed a career-high 6.0 innings in three straight starts from 8/6-8/18
- Struck out a career-best nine batters on 8/18 vs. LAN
- Did not allow a run in 6.0 innings in final start of the season on 9/3 vs. MOD




YR	CLUB	W-L	ERA	G	GS	CG	SHO	SV	IP	H	R	ER	HR	BB	SO
18	Augusta (A)	0-0	0.00	2	0	0	0	1	5.0	1	0	0	0	0	7
	San Jose (A+)	5-5	3.81	20	12	0	0	0	87.1	77	44	37	9	36	85
	2018 Totals (A/A+)	5-5	3.61	22	12	0	0	1	92.1	78	44	37	9	36	92
	MiLB Totals (1 season)	5-5	3.61	22	12	0	0	1	92.1	78	44	37	9	36	92



Eric Surkamp

10+ WIN SEASONS / 100+ STRIKEOUT SEASONS

10+ WIN SEASONS			100+ STRIKEOUT SEASONS		
PLAYER (YEAR)	TOTAL		PLAYER (YEAR)	TOTAL	
Jack Snodgrass (2013)	12		Eric Surkamp (2011)	165	
Mike Kickham (2012)	11		Mike Kickham (2012)	137	
David Mixon (2010)	11		Chris Heston (2012)	135	
Jack Snodgrass (2014)	11		Tyler Beede (2016)	135	
Craig Westcott (2012)	11		Ryan Verdugo (2011)	133	
Edwin Quirarte (2014)	11		Justin Fitzgerald (2012)	130	
Eric Surkamp (2011)	10		Chris Gloor (2013)	121	
Joe Biagini (2015)	10		David Mixon (2010)	112	
Kelvin Marte (2015)	10		Justin Fitzgerald (2011)	111	
			Kyle Crick (2014)	111	
			Matt Gage (2016)	106	
			Cory Taylor (2017)	100	



HEIGHT 6-3 | **WEIGHT** 190 | **BATS** Right | **THROWS** Left



BORN: November 14, 1990
BIRTHPLACE: Austin, Texas
AGE: 28 (Turns 29 on November 14)
ACQUIRED: Signed as a Minor League Free Agent (Feb. 2019)
SCHOOL: Vanderbilt



CAREER HIGHS

IP (START): 8.0, 8/24/13 (WIL @ POT)
IP (RELIEF): 3.2, 5/7/17 (NWA vs. ARK)
RUNS ALLOWED: 3, 6/10/13 (WIL @ SAL)

WALKS: 6, 8/6/13 (WIL vs. LYN)
STRIKEOUTS: 11, 3x, last - 8/24/13 (WIL @ POT)
MOST HITS ALLOWED: 9, 7/4/14 (NWA vs. MID)

AWARDS & ACCOLADES

- 2017 Texas League Mid-Season All-Star (Northwest Arkansas)
- 2013 MiLB.com Royals Organizational All-Star
- 2012 Pioneer League Post-Season All-Star (Idaho Falls)
- 2012 Pioneer League Pitcher of the Year (Idaho Falls)
- 2012 Pioneer League Pitcher of the Week - 7/30/12 (Idaho Falls)

FUN FACTS

- Samuel Ayres Selman
- Attended St. Andrew High School in Austin, Texas
- Played on the same club team as Shelby Miller while in high school
- Two-time Under Armour Preseason All-American in 2008 and 2009
- ABCA/Rawlings All-American in 2009

CAREER TRANSACTIONS

- Selected by the Los Angeles Angels in the 14th round (441st overall) of the 2009 MLB Draft but did not sign
- Selected by the Kansas City Royals in the 2nd round (66th overall) of the 2012 MLB Draft and signed on June 12, 2012
- Elected free agency on November 2, 2018
- Signed by the San Francisco Giants as to a minor league free agent contract on February 4, 2019

2018

- Split the season between Double-A Northwest Arkansas and Triple-A Omaha
- Began the season with Double-A Northwest Arkansas, allowing six runs on three hits in 0.1 innings on 4/6
- Did not allow a run over next five appearances from 4/8-4/29
- Struck out a season-high six batters in a season-high 3.0 innings on 5/2
- Earned the win on 5/7 @ ARK with 11 scoreless innings of relief
- Placed on the 7-day DL on 5/17, retroactive to 5/16 and activated off the DL on 5/29
- Promoted to Triple-A Omaha on 6/13
- Fired 2.0 scoreless innings on 6/23 vs. OKC
- Tossed 2.0 perfect innings with four strikeouts on 7/28 @ FRE

2017

- Spent the first half of the season with Double-A Northwest Arkansas before joining Triple-A Omaha
- Made a career-high 42 appearances
- Tallied a career-high eight saves
- Earned saves in three straight appearances from 5/27-6/1
- Struck out 54 and held opponents to a .163 average across 35.1 innings before the All-Star break
- Named a 2017 Mid-Season Texas League All-Star
- Promoted to Triple-A Omaha on 6/5
- Did not allow a run in five straight appearances, a streak spanning 71 innings

2016

- Made appearances for Double-A Northwest Arkansas Arizona League Royals, rookie-level Idaho Falls and A-Adv. Wilmington
- Posted a 15-19 ERA across six appearances in April with Double-A Northwest Arkansas
- Placed on the 7-day DL on 5/6
- Began rehab assignment with AZL Royals on 6/22
- Continued rehab assignment with Rookie Idaho Falls on 7/1
- Activated from the DL on 7/16
- Made three appearances before being placed on the 7-day DL on 7/26
- Assigned to A-Adv. Wilmington on 8/16, where he made five appearances

2015

- Spent the entire season with Double-A Northwest Arkansas
- Struck out five in back-to-back appearances on 5/12 @ ARK and 5/16 vs. SPR
- Earned back-to-back wins on 7/2 and 7/4 @ FRI
- Threw 3.0 scoreless innings on 8/4 or ARK
- Did not allow a run in final five appearances of the season, a streak spanning 6.0 innings
- Ranked as the No. 31 Royals prospect by *Baseball America*

2014

- Spent most the season with Double-A Northwest Arkansas before finishing the season with Triple-A Omaha
- Began the season as a member of the starting rotation, making 16 starts
- Struck out eight across 6.0 shutout innings on 5/21 vs. SA
- Threw at least 5.0 innings in four straight starts from 6/7-6/22
- Moved to the bullpen on 7/9 @ SPR
- Did not allow a run in first 10 relief appearances from 7/9-8/3, a streak spanning 13.2 innings
- Ranked as the No. 12 Royals prospect by *Baseball America*

2013

- Spent the entire season with A-Adv. Wilmington
- Posted career highs in starts (27), innings-pitched (125.1), wins (11) and strikeouts (128)
- Held opponents to a .197 average
- Won three straight starts from 6/15-6/27
- Tossed 71 innings without allowing a run on 7/13 vs. LYN
- Fired a career-high 8.0 hitless and scoreless innings with a career-high 11 strikeouts on 8/24 @ POT
- Named a 2013 MiLB.com Organizational All-Star
- Ranked as the No. 6 Royals prospect by *Baseball America*

2012

- Spent the entire season with rookie Idaho Falls
- Led Pioneer League with 89 strikeouts
- Would have led league with 2.09 ERA, 13.3 SO/9 IP and .204 average against, but fell one-third of an inning shy of qualifying for league leaders
- Made first career appearance on 6/20 vs. ORM, striking out three in 2.2 innings to earn first career win
- Made first career start on 6/26 @ OGD
- Struck out 10 in 6.0 innings on 7/19 @ HEL
- Tossed 6.0 shutout innings with nine strikeouts on 6/25 @ GTF
- Did not allow an earned run from 6/25-8/8, a streak spanning three starts and 15.0 innings
- Named Pioneer League Pitcher of the Week for 7/30
- Struck out 11 batters in back-to-back starts on 8/7 vs. OGD and 8/14 @ BIL
- Named Pioneer League Pitcher of the Year
- Named 2018 Post-Season Pioneer League All-Star
- Ranked as the No. 8 Pioneer League prospect by *Baseball America*

COLLEGE

- Played three seasons at Vanderbilt University
- Made career-high 17 appearances and a career-high 13 starts as a junior, going 9-3 with a 3.55 ERA
- Threw just 12.0 innings over two seasons as a freshman and sophomore
- Named the third-best prospect and best pitching prospect in the Northwest League after pitching for the Mankato MoonDogs in 2010

YR	CLUB	W-L	ERA	G	GS	CG	SHO	SV	IP	H	R	ER	HR	BB	SO
12	Idaho Falls (Rk.+)	5-4	2.09	13	12	0	0	0	60.1	45	21	14	1	22	89
13	Wilmington (A+)	11-9	3.38	27	27	0	0	0	125.1	88	63	47	3	85	128
14	Northwest Arkansas (AA)	4-6	3.87	28	16	0	0	0	93.0	81	42	40	7	49	87
	Omaha (AAA)	0-0	13.50	5	0	0	0	0	4.0	7	6	6	0	7	7
	2014 Totals (AA/AAA)	4-6	4.27	33	16	0	0	0	97.0	88	48	46	7	56	94
15	Northwest Arkansas (AA)	3-5	5.27	41	0	0	0	3	56.1	56	39	33	3	42	69
16	AZL Royals (Rk.)	0-0	5.79	3	0	0	0	0	4.2	6	4	3	0	2	6
	Northwest Arkansas (AA)	0-0	14.46	9	0	0	0	0	9.1	17	17	15	3	10	8
	Wilmington (A+)	0-0	4.00	5	0	0	0	0	9.0	7	4	4	0	5	12
	Idaho Falls (Rk.+)	0-0	9.00	4	0	0	0	0	6.0	11	9	6	0	4	10
	2016 Totals (Rk./Rk.+/A+/AA)	0-0	8.69	21	0	0	0	0	29.0	41	34	28	3	21	36
17	Northwest Arkansas (AA)	4-3	2.97	24	0	0	0	5	39.1	21	15	13	1	19	59
	Omaha (AAA)	0-1	2.22	18	0	0	0	3	28.1	13	9	7	1	19	38
	2017 Totals (AA/AAA)	4-4	2.66	42	0	0	0	8	67.2	34	24	20	2	38	97
18	Northwest Arkansas (AA)	1-2	6.57	12	0	0	0	0	12.1	12	9	9	0	11	21
	Omaha (AAA)	0-2	4.13	23	0	0	0	0	28.1	22	14	13	0	19	37
	2018 Totals (AA/AAA)	1-4	4.87	35	0	0	0	0	40.2	34	23	22	0	30	58
	MiLB Totals (7 seasons)	28-32	3.97	212	55	0	0	11	476.1	386	252	210	19	294	571

CALEB SIMPSON | RIGHT-HANDED PITCHER



HEIGHT 6-3 | **WEIGHT** 195 | **BATS** Right | **THROWS** Right

BORN: September 15, 1991
BIRTHPLACE: Norman, Okla.
AGE: 27 (Turns 28 on September 15)
ACQUIRED: 21st round - 2013
SCHOOL: Seminole State (Okla.)



CAREER HIGHS

IP (START): N/A
IP (RELIEF): 2.1, 5/12/17 (SJ vs. IE)
RUNS ALLOWED: 5, 4/22/17 (SJ @ STK)

WALKS: 5, 4/22/17 (SJ @ STK)
STRIKEOUTS: 5, 3x, 5/27/17 (SJ @ MOD)
MOST HITS ALLOWED: 3, 5/21/17 (SJ @ MOD)

AWARDS & ACCOLADES
 2018 Eastern League Mid-Season All-Star (Richmond)

FUN FACTS

- William Caleb Simpson
- Drafted as a pitcher despite only playing catcher in collegiate career
- Attended Norman North High School in Oklahoma
- Was an All-State selection in 2011, a list that also included Archie Bradley and Dylan Bundy

CAREER TRANSACTIONS

- Selected by the San Francisco Giants in the 21st round (642nd overall) of the 2013 MLB Draft out of Seminole State (Okla.) College
- Signed on July 12, 2013

2018

- Spent the entire season with Double-A Richmond
- Led team with a career-high 10 saves
- Posted career-best 1.53 ERA, good for second among relievers with more than 15 appearances
- Did not allow a home run all season
- Did not allow a run across first eight appearances from 4/7-4/28, spanning 8.2 innings
- Went 1-0 with five saves and a 0.96 ERA across nine appearances in April
- Walked a season-high four batters on 6/14 vs. POR
- Named a Mid-Season Eastern League All-Star
- Placed on the 7-day DL on 6/28 and did not pitch the rest of the season

2017

- Spent the entire season with A-Adv. San Jose
- Made a career-high 44 appearances, good for second on the team
- Set career-highs in innings-pitched (59.2), strikeouts (80) and home runs allowed (8)
- Struck out a career-high five batters in 2.0 innings on 4/13 vs. STK
- Walked a career-high five batters on 4/22 @ STK in 0.2 innings
- Did not allow a run across five appearances from 5/4-5/18

- Tied a career-high with five strikeouts in 2.0 perfect innings on 5/27 @ MOD
- Allowed two home runs on 5/29 vs. MOD
- Had scoreless streak of 6.1 innings from 7/23-8/1
- Struck out 15 and walked two in nine appearances in August, his best strikeout-to-walk ratio of any month during the season

2016

- Made six appearances for short-season Salem-Keizer, all in relief
- Made first appearance in nearly three years on 6/17 vs. HIL, striking out two, walking one, and hitting one batter in a scoreless inning
- Earned the save with a perfect inning on 6/24 vs. TRI
- Underwent season-ending labrum surgery

2015

- Did not pitch while recovering from Tommy John surgery after bone marrow transfusion never took

2014

- Did not pitch due to strained elbow ligament and attempted procedure that involved transferring bone marrow from his hip to his elbow

2013

- Spent the entire season with Arizona League Giants
- Made first career appearance on 7/29 vs. ANG, earning his first professional win with a scoreless inning, including his first professional strikeout
- Threw just 7.2 innings across eight appearances before missing the remainder of the season with a slipped disc in his back

COLLEGE

- Played two seasons at Seminole State College in Oklahoma
- Hit .247 with a home run in 39 games in 2013
- Had signed to transfer to the University of Oklahoma prior to signing with the Giants
- Would have been a pitcher at Oklahoma



YR	CLUB	W-L	ERA	G	GS	CG	SHO	SV	IP	H	R	ER	HR	BB	SO
13	AZL Giants (Rk.)	1-0	2.35	8	0	0	0	0	7.2	5	3	2	0	5	9
16	Salem-Keizer (A-)	1-0	4.05	6	0	0	0	2	6.2	3	3	3	0	6	8
17	San Jose (A+)	1-5	4.68	44	0	0	0	0	59.2	43	34	31	8	39	80
18	Richmond (AA)	4-3	1.53	29	0	0	0	10	29.1	22	10	5	0	29	37
MiLB Totals (4 seasons)		7-8	3.57	87	0	0	0	12	103.1	73	50	41	8	79	134

CORY TAYLOR | RIGHT-HANDED PITCHER



HEIGHT 6-2 | **WEIGHT** 252 | **BATS** Right | **THROWS** Right

BORN: December 14, 1993
BIRTHPLACE: Laredo, Texas
AGE: 25 (Turns 26 on December 14)
ACQUIRED: 8th round - 2015
SCHOOL: Dallas Baptist University



CAREER HIGHS

IP (START): 71, 5/26/16 (AUG vs. CSC)
IP (RELIEF): 3.0, 3x, last - 7/22/15
RUNS ALLOWED: 7, 7/6/16 (AUG vs. HIC)

WALKS: 6, 2x, last - 8/10/17 (RIC vs. POR)
STRIKEOUTS: 9, 2x, last - 7/13/16 (AUG @ WV)
MOST HITS ALLOWED: 11, 2x, last 8/17/17 (RIC @ HBG)

AWARDS & ACCOLADES

Eastern League Pitcher of the Week - 7/30/17 (Richmond)

FUNN FACTS

- Cory Alan Taylor
- Attended Owasso High School in Owasso, Oklahoma, where he was teammates with Orioles pitcher Dylan Bundy
- Same high school attended by Cardinals, Yankees, Rangers and Tigers infielder Pete Kozma
- Selected Louisville Slugger All-American following senior season in 2012
- All-Metro and All-Star selection
- Signing Scout: Todd Thomas

CAREER TRANSACTIONS

- Selected by the San Francisco Giants in the eighth round (246th overall) of the 2015 MLB Draft out of Dallas Baptist University
- Signed on June 26, 2015



- Named Eastern League Pitcher of the Week on 7/30
- Threw 21.0 innings against Erie across three starts without allowing a run, striking out 13 and walking five
- Ranked by *Baseball America* as the No. 20 Giants prospect

2016

- Spent most of the season with Single-A Augusta while also making starts for A-Adv. San Jose and Double-A Richmond
- Struck out a combined career-high 121 batters
- Struck out eight batters in 4.0 innings on 4/17 vs. CSC
- Allowed two or fewer earned runs in 10 consecutive starts from 4/30-6/30
- Went a career-best 7.1 innings on 5/26 vs. CSC
- Struck out a career-high nine batters on 6/30 @ CSC
- Across five starts in June, went 4-1 with a 1.74 ERA
- Promoted to Double-A Richmond on 8/5
- Twirled 7.0 shutout innings with eight strikeouts on 8/14 vs. BOW
- Assigned to A-Adv. San Jose on 8/16
- Allowed six runs across 4.1 innings in two starts for San Jose
- Ranked by MLB.com as the No. 27 Giants prospect

2015

- Spent the entire season with short-season Salem-Keizer
- Pitched exclusively in relief
- Made first career appearance and collected first career strikeout on 6/26 vs. SPO, allowing two unearned runs in one inning
- Threw scoreless innings on 7/15 vs. BOI to pick up first career win
- Struck out seven batters in 3.0 innings on 7/18 @ TRI to earn first career save
- Posted a 26:4 strikeout-to-walk ratio across 17.2 innings in July

COLLEGE

- Three-year starter at Dallas Baptist University
- One of seven Patriots drafted in 2015, tied for a program record
- Went 7-1 with a 3.60 ERA in 16 appearances (15 starts) as a junior in 2015
- In final start of his college career, threw a complete game against the University of Texas in the Dallas Regional of the NCAA Tournament, allowing one run with nine strikeouts
- Led team with 90 strikeouts in 2014
- Strikeout-per-nine of 9.84 in 2014 ranks third all-time in Dallas Baptist baseball history since the program joined Division I in 2014
- Pitched for the Eau Claire Express of the Northwoods League in 2014 and the Leesburg Lightning in the Florida Collegiate Summer League in 2013 and was named as the circuit's No. 5 prospect by *Baseball America*
- Starting pitcher in the Florida Summer League All-Star Game in 2013 and posted second-best ERA (1.49) in the league
- Teammate of current Giants minor leaguer Brandon Van Horn at DBU in 2015

2018

- Spent the entire season with Double-A Richmond
- Went 4-0 with a 3.18 ERA across five May starts
- Tossed 6.0 one-hit, shutout innings on 5/9 vs. AKR
- Won five straight decisions from 5/9-6/3
- Placed on the 7-day DL on 6/7 and did not pitch the remainder of the season

2017

- Spent the entire season with Double-A Richmond
- Made a career-high 25 appearances
- Led team with 24 starts, a career-high
- Threw a career-high 127.2 innings
- Struck out a season-high eight batters on 4/23 vs. REA
- Earned first win of the season with 5.0 shutout innings on 5/13 @ BOW
- Tossed a six-inning complete game on 6/7 @ BNG
- Fired 7.0 shutout innings on 7/17 @ ERI
- Allowed one hit in 7.0 innings, striking out five and walking one on 7/29 vs. ERI in a shutout after taking no-hitter into 6th

YR	CLUB	W-L	ERA	G	GS	CG	SHO	SV	IP	H	R	ER	HR	BB	SO
15	Salem-Keizer (A-)	2-0	2.45	18	0	0	0	1	33.0	36	11	9	1	12	50
16	Augusta (A)	9-5	2.58	18	0	0	0	0	97.2	99	44	28	4	25	100
	Richmond (AA)	1-0	0.75	2	2	0	0	0	12.0	10	4	1	0	5	10
	San Jose (A+)	1-1	6.75	3	3	0	0	0	9.1	12	7	7	0	4	11
	2016 Totals (A/A+/AA)	11-6	2.72	23	23	0	0	0	119.0	121	55	36	4	34	121
17	Richmond (AA)	4-11	4.30	25	24	2	1	0	127.2	125	66	61	9	58	100
18	Richmond (AA)	8-1	3.95	11	11	0	0	0	54.2	53	24	24	8	27	31
MLB Totals (4 seasons)		25-18	3.50	77	58	2	1	1	334.1	335	156	130	22	131	302

BRANDON VAN HORN | INFILDER



HEIGHT 6-2 | **WEIGHT** 175 | **BATS** Right | **THROWS** Right

BORN: December 18, 1993
BIRTHPLACE: Tihanga, Calif.
AGE: 25 (Turns 26 on December 18)
ACQUIRED: 19th round - 2016
SCHOOL: Riverside City / Dallas Baptist / The Master's University



CAREER HIGHS

HITS: 4, 6/15/17 (AUG @ ROM)
RUNS: 3, 2x, 6/17/17 (AUG vs. ASH)
HOME RUNS: 1, 14x, last – 9/3/18 (SJ vs. MOD)

RBI: 3, 5x, last – 6/17/18 (SJ vs. VIS)
STOLEN BASES: 3, 6/25/17 (AUG @ HIC)
HITTING STREAK: 7 games, 2x, last – 7/16/18-7/26/18

FUNN FACTS

- Attended St. Francis High School in La Canada, Calif.
- Signing Scout: Charles Fick

CAREER TRANSACTIONS

- Selected by the San Francisco Giants in the 19th round (575th overall) of the 2016 MLB Draft out of The Master's College
- Signed on June 16, 2016

2016

- Spent the entire season with A-Adv. San Jose
- Set career-highs in games played (104), hits (78), doubles (19), home runs (10) and RBIs (39)
- Recorded four multi-hit games in a five-game span from 4/15-4/19
- Went 3-for-4 with a home run and career-high three RBIs on 6/10 @ MOD
- Tied a career-high with three RBIs on 6/17
- Hit .281 with five doubles and three home runs in June
- Homered in three straight games from 7/5-7/8
- Hit safely in seven straight games from 7/13-7/26
- Named as the "Top Defensive Infielder" in the Giants organization by *Baseball America*

2017

- Spent the entire season with Single-A Augusta
- Posted career-highs in batting average (.262) and stolen bases (11)
- Recorded a career-best seven-game hitting streak from 4/24-5/2
- Doubled and drove in a career-high three runs on 5/28 @ CSC
- Collected a career-high four hits on 6/15 @ ROM
- Had back-to-back three-hit games on 6/27 and 6/28 vs. WV

2016

- Hit .393 with four doubles and a home run in 24 games in June
- Placed on the 7-day DL on 7/24 and did not play the rest of the season

COLLEGE

- Played one season at The Master's College (now University) in 2016
- Reached the 2016 NAIA World Series in Lewiston, Idaho
- Teammate of current Giants minor league Connor Menez in 2016 at The Master's
- Hit .280 with 11 homers and 31 RBIs as a senior
- Team finished third in the Golden State Athletic Conference regular season, but won conference tournament to advance to World Series, going 42-19 on the year
- Sat out 2015 season
- Transferred to Dallas Baptist University in 2014, where he was teammates with current Giants minor league Cory Taylor
- Began college career at Riverside City Community College
- Hit .228 in 34 games in 2013 as a sophomore
- Hit .216 over 27 games in 2012 freshman season
- After not homering in his junior college career, hit 11 in senior season at The Master's



YR	CLUB	G	AB	R	H	2B	3B	HR	RBI	BB	SO	SB	AVG.
16	AZL Giants (Rk.)	47	160	25	37	7	2	0	15	24	47	5	.231
	Salem-Keizer (A-)	2	7	2	2	0	0	1	3	1	1	0	.286
	2016 Totals (Rk./A-)	49	167	27	39	7	2	1	18	25	48	5	.234
17	Augusta (A)	81	282	28	74	11	0	3	27	15	68	11	.262
18	San Jose (A+)	104	369	36	78	19	1	10	39	29	108	8	.211
	MLB Totals (3 seasons)	234	818	91	191	37	3	14	84	69	224	24	.233



HEIGHT 6-1 | **WEIGHT** 222 | **BATS** Right | **THROWS** Right

BORN: November 18, 1996
BIRTHPLACE: Rocklin, Calif.
AGE: 22 (Turns 23 on November 18)
ACQUIRED: 4th round - 2014
SCHOOL: Rocklin (Calif.) High School



CAREER HIGHS

IP (START): 7.0, 2x, last – 5/18/16 (AUG vs. ASH)
IP (RELIEF): 3.0, 5x, last – 4/16/18 (SJ @ VIS)
RUNS ALLOWED: 8, 5/24/16 (AUG @ COL)

WALKS: 4, 8/24/17 (SK @ EUG)
STRIKEOUTS: 9, 8/17/18 (RIC vs. HFD)
MOST HITS ALLOWED: 10, 8/21/15 (SK @ EVE)

AWARDS & ACCOLADES
 2018 California League Mid-Season All-Star (San Jose)

FUNN FACTS

- Logan T. Webb
- Grew up in Rocklin, Calif., approximately 22 miles from Sacramento
- Attended Rocklin High School and played baseball and football
- Posted a 0.49 ERA with 73 strikeouts during his senior season in 2014
- Threw for 3,767 yards with 47 touchdowns and 18 interceptions in his career and was the starting quarterback in his junior and senior seasons
- Committed to play for Cal Poly prior to signing with the Giants
- Ranked by MLB.com as No. 5 Giants prospect and No. 6 by *Baseball America* entering 2019
- Rated by *Baseball America* as having the “Best Curveball” in the Giants system
- Signing Scout: Keith Snider

CAREER TRANSACTIONS

- Selected by the San Francisco Giants in the fourth round (118th overall) of the 2014 MLB Draft out of Rocklin (Calif.) High School
- Signed on July 18, 2014
- Contract selected by the San Francisco Giants on November 20, 2018 and added to the 40-man roster
- Optioned to the minors on March 8, 2019



2018

- Spent most of the season with A-Adv. San Jose before finishing the season with Double-A Richmond
- First full season back after Tommy John surgery and began season with a pitch limit around 55-65 before building back up
- His 1.82 ERA with San Jose would have led the California League if he had pitched enough innings to qualify

YR	CLUB	W-L	ERA	G	GS	CG	SHO	SV	IP	H	R	ER	HR	BB	SO
14	AZL Giants (Rk.)	0-0	2.25	3	1	0	0	0	4.0	3	2	1	0	3	5
15	Salem-Keizer (A-)	3-6	4.92	14	14	0	0	0	60.1	76	36	33	2	16	40
16	Augusta (A)	2-3	6.21	9	9	0	0	0	42.0	54	31	29	7	12	30
17	Salem-Keizer (A-)	2-0	2.89	15	0	0	0	0	28.0	26	10	9	1	7	31
18	San Jose (A+)	1-3	1.82	21	20	0	0	0	74.0	54	23	15	2	36	74
	Richmond (AA)	1-2	3.82	6	6	0	0	0	30.2	30	16	13	4	11	26
	2018 [-]2 teams	2-5	2.41	27	26	0	0	0	104.2	84	39	28	6	47	100
MLB Totals (5 seasons)		9-14	3.77	68	50	0	0	0	239.0	243	118	100	16	85	206

- Posted separate scoreless streaks of 15 and 17 innings
- Did not allow an earned run in three straight appearances from 4/11-4/21, a streak spanning 9.0 innings
- Struck out four in 3.0 hitless and scoreless innings on 5/13 vs. LAN
- Did not allow a run from 5/13-6/3, a streak spanning 17.0 innings
- Posted a 1.71 ERA across six starts in May
- Named a Mid-Season California League All-Star
- Began the second half of the season with three straight scoreless starts from 6/24-7/4, throwing 4.0 innings in each outing
- Tossed 5.0 shutout innings on 7/24 vs. RC
- Posted a 1.16 ERA, allowing four earned runs over last 31.0 innings pitched prior to promotion to Double-A
- Promoted to Double-A Richmond on 7/31
- Struck out a career-high nine batters in 5.1 scoreless innings on 8/17 vs. HFD
- Went 1-1 with a 2.77 ERA over his first five Double-A starts
- Allowed five of his 13 earned runs at Double-A in his final start of the season
- Ranked as the No. 17 prospect in the California League by *Baseball America*
- Ranked by MLB.com as the No. 11 Giants prospect

2017

- Spent the entire season with short-season Salem-Keizer
- Pitched exclusively in relief
- Made first appearance since Tommy John surgery in 2016 vs. TRI, striking out two in one inning
- Did not allow an earned run over six consecutive appearances from 6/20-7/17
- Recorded an immaculate inning (three strikeouts on nine pitches) on 8/8 @ HIL

2016

- Made nine starts with Single-A Augusta before a season-ending injury
- Earned win on 4/28 vs. KAN with 5.1 innings of one-run ball
- Allowed a home run in five straight starts from 4/28-5/24
- Threw a career-high 7.0 innings on 5/18 vs. ASH
- Underwent season-ending surgery on his ulnar collateral ligament (Tommy John surgery) on 6/1

2015

- Spent the entire season with short-season Salem-Keizer
- Won three straight starts from 6/29-7/9
- Tossed 6.0 shutout innings on 7/9 @ VAN
- Lost three straight starts from 7/26-8/8
- Threw a season-high 7.0 innings on 9/3 vs. EUG
- Ranked by *Baseball America* as the No. 29 Giants prospect

2014

- Made three appearances with Arizona League Giants
- Made first career appearance on 7/28 vs. ATH, allowing one hit in a scoreless inning
- Notched first career strikeout on 7/30 @ DIA
- Made first career start on 8/3 @ ANG, striking out four across 2.0 innings

GARRETT WILLIAMS | LEFT-HANDED PITCHER



HEIGHT 6-0 | **WEIGHT** 197 | **BATS** Left | **THROWS** Left

BORN: September 15, 1994
BIRTHPLACE: Lubbock, Texas
AGE: 24 (Turns 25 on September 15)
ACQUIRED: 7th round - 2016
SCHOOL: Oklahoma State



CAREER HIGHS

IP (START): 7.0, 3x, last – 7/25/17 (AUG vs. HAG)
IP (RELIEF): 6.0, 8/2/17 (SJ vs. VIS)
RUNS ALLOWED: 11, 5/25/18 (RIC @ AKR)

WALKS: 5, 5x, last – 6/17/18 (RIC @ HBG)
STRIKEOUTS: 10, 8/2/17 (SJ vs. VIS)
MOST HITS ALLOWED: 9, 2x, 6/23/18 (RIC vs. BOW)

AWARDS & ACCOLADES

California League Pitcher of the Week - 8/13/17 (San Jose)

FUNN FACTS

- Garrett Carter Williams
- Born in Lubbock, Texas but moved to Shreveport, La., shortly before high school
- Attended Calvary Baptist Academy in Shreveport, La.
- Went 6-4 with a 2.17 ERA and 89 strikeouts in 59 innings as a senior
- Three-Time All-State selection and 2011 co-district MVP
- 2013 Rawlings First-Team All-American and Perfect Game All-Southeast Region First Team
- Ranked by *Baseball America* as the No. 15 high school prospect in the 2013 MLB Draft
- Part of the gold-medal winning USA Baseball 18U Team in the 2012 IBAF 18U World Championships in Seoul, South Korea
- 2012 Area Code Games All-Area Code Team and 2012 Under Armour All-American
- 2011 Perfect Game Underclassman First-Team All-American and 2012 Underclassman Second Team
- Played for Lubbock team in the 2007 Little League World Series in Williamsport, Pa., striking out 42 batters over 16 innings with a 0.00 ERA as the Southwest team finished in third place
- Struck out 17 batters in LLWS against Minnesota, but new pitch-count limit (85) forced him to be removed before having a shot to become third pitcher in series history to strike out 18 batters in a single game
- Threw a perfect game at age 13 against a team from New Mexico, striking out the first 20 batters before getting the final out on a groundout to second
- Ranked by MLB.com as the No. 21 Giants prospect and No. 21 by *Baseball America*

CAREER TRANSACTIONS

- Selected by the San Diego Padres in the 33rd round of the 2013 MLB Draft but did not sign
- Selected by the San Francisco Giants in the seventh round (215th overall) of the 2016 MLB Draft out of Oklahoma State University
- Signed on July 6, 2016

2018

- Spent the entire season with Double-A Richmond
- Made a career-high 33 appearances and 18 starts
- Walked a career-high 61 batters in 81.2 Innings
- Began season in the rotation before moving to the bullpen
- Went 2-7 with a 6.10 ERA in 15 starts and 1-2 with a 5.96 ERA in 18 relief appearances
- Struck out six over 5.0 innings to earn first win of the season on 4/9 @ HFD
- Walked five batters in back-to-back games on 5/7 vs. AKR and 5/12 vs. TRN
- Struck out a season-high nine batters across 4.0 innings on 5/19 vs. HBG
- Tossed 6.0 shutout innings on 6/6 @ TRN
- Lost three straight decisions from 6/17-6/28
- Made first relief appearance of the season on 6/28 @ HFD
- Did not allow a run across three straight appearances from 7/13-7/18
- Pitched for the Scottsdale Scorpions of the Arizona Fall League

- Allowed one run over first four AFL starts, total 15.0 innings pitched, for a 0.60 ERA

- Pitched in six total games in the AFL, going 3-0 with a 1.88 ERA in 24.0 innings

- Ranked by MLB.com as the No. 20 Giants prospect and No. 7 by *Baseball America*



2017

- Split the season between Single-A Augusta and A-Adv. San Jose
- Set career-highs in innings-pitched (97.0), strikeouts (96), and ERA (2.32)
- Allowed one unearned run in 5.0 innings on 5/18 @ CSC to earn win
- Struck out nine batters across 6.1 shutout innings on 6/1 @ LEX
- Had back-to-back starts with a career-high 7.0 scoreless innings on 7/5 vs. COL and 7/12 @ WV
- Went 2-2 with a 1.32 ERA in four starts in July
- Struck out a career-high 10 batters in 6.0 scoreless innings on 8/2 vs. VIS
- Named California League Pitcher of the Week after working 6.0 scoreless innings on 8/9 at STK with eight strikeouts
- Tied career-high with 7.0 innings on 8/15
- Ranked by MLB.com as the No. 16 Giants prospect and No. 24 by *Baseball America*

2016

- Split the season with the Arizona League Giants and short-season Salem-Keizer
- Made first career appearance on 7/14 vs. ATH, collecting first career strikeout
- Struck out three in 2.0 innings to earn first career win
- Tossed 3.0 scoreless innings in first career start on 7/23 vs. BRE
- Struck out seven in 5.0 innings on 8/11 vs. EUG
- Tossed 6.0 innings of one-run ball with eight strikeouts on 8/29 @ VAN

COLLEGE

- Pitched for three seasons at Oklahoma State University
- Posted 95 strikeouts over 73.1 innings in college career along with 61 walks
- Made career-low 14 appearances as a junior in 2016, posting a 6.08 ERA in 13.0 innings
- Was a two-way player as a freshman in 2014, making seven starts and taking 18 at-bats
- Spent two summers playing with the Chatham Anglers of the Cape Cod Baseball League in 2014 and 2015

YR	CLUB	W-L	ERA	G	GS	CG	SHO	SV	IP	H	R	ER	HR	BB	SO
16	AZL Giants (Rk.)	1-0	2.57	3	1	0	0	0	7.0	4	2	2	0	3	5
	Salem-Keizer (A-)	1-2	5.68	7	7	0	0	0	25.1	28	18	16	1	14	22
	2016 Totals (Rk./A-)	2-2	5.01	10	8	0	0	0	32.1	32	20	18	1	17	27
17	Augusta (A)	4-3	2.25	12	11	0	0	0	64.0	59	22	16	0	25	58
	San Jose (A+)	2-2	2.45	6	5	0	0	0	33.0	28	11	9	3	10	38
	2017 Totals (A/A+)	6-5	2.32	18	16	0	0	0	97.0	87	33	25	3	35	96
18	Richmond (AA)	3-9	6.06	33	15	0	0	1	81.2	96	63	55	6	61	73
	MLB Totals (3 seasons)	11-16	4.18	61	39	0	0	1	211.0	215	116	98	10	113	196



ORGANIZATION

2019 FLYING SQUIRRELS

HISTORY & RECORDS

EASTERN LEAGUE

GIANTS ORGANIZATION

GENERAL INFORMATION



MATT WINN | CATCHER



HEIGHT 6-1 | **WEIGHT** 226 | **BATS** Right | **THROWS** Right

BORN: August 5, 1992
BIRTHPLACE: Richmond, Va.
AGE: 26 (Turns 27 on August 5)
ACQUIRED: 14th round - 2015
SCHOOL: Virginia Military Institute



CAREER HIGHS

HITS: 4, 5/7/16 (AUG @ ROM)
RUNS: 3, 5/7/16 (AUG @ ROM)
HOME RUNS: 2, 8/5/16 (AUG @ ASH)

RBI: 5, 8/5/16 (AUG @ ASH)
STOLEN BASES: 1, 3x, 5/9/16 (AUG @ ROM)
HITTING STREAK: 16 games, 4/20/18-5/14/18

AWARDS & ACCOLADES

2016 MiLB.com Giants Organizational All-Star
 2016 South Atlantic League Mid-Season All-Star (Augusta)
 2016 South Atlantic League Player of the Week - 5/8/16 (Augusta)

FUN FACTS

- Robert Matthew Winn
- Attended J.R. Tucker High School in Richmond, Va.
- Lettered four years at Tucker
- Hit .333 as a senior in 2010
- Named All-District and hit .469 his junior year in 2009
- Was the Flying Squirrels' Opening Day catcher on April 7, 2016, becoming the first Richmond native to play for the Flying Squirrels in franchise history
- Made home debut at The Diamond on April 15, 2016
- Played six college games at The Diamond as a member of VMI's baseball team

CAREER TRANSACTIONS

- Selected by the San Francisco Giants in the 14th round (426th overall) of the 2015 MLB Draft out of the Virginia Military Institute
- Signed on June 28, 2015

2018

- Spent most of the season with A-Adv. San Jose before finishing the year with Double-A Richmond
- Set combined career high with 21 doubles
- Began the season with back-to-back two-hit games on 4/6 and 4/8 @ IE
- Hit safely in a career-high 16 consecutive games from 4/20-5/14, raising average from .219 to .300
- Went 3-for-3 with a double on 5/28 vs. VIS
- Walked in four straight games from 7/27-8/1
- Promoted to Double-A Richmond on 8/5
- Went 3-for-4 with two doubles on 8/15 @ BOW

2017

- Began the season with Double-A Richmond before finishing the season with A-Adv. San Jose
- Also played six games with Triple-A Sacramento
- Appeared in 12 games with Richmond, hitting .125
- Assigned to A-Adv. San Jose on 4/25
- Went 2-for-4 with a home run on 4/27 @ RC
- Went 2-for-3 with a home run and three RBIs on 5/2 vs. MOD
- Went 3-for-3 with an RBI on 5/13 vs. IE
- Promoted to Triple-A Sacramento on 6/28
- Went 3-for-3 with two doubles and a home run and four RBIs on 6/29 @ ELP
- Assigned to San Jose on 7/12
- Went 2-for-4 with a double, home run and three RBIs on 8/8 @ STK

2016

- Began the season with Double-A Richmond before spending most of the season with Single-A Augusta
- Played in a career-high 110 games, setting career-highs in hits

(90), home runs (15), and RBIs (53)

- Became the first Richmond native to play for the Flying Squirrels in franchise history

- Hit safely in four straight games to start the season from 4/7-4/11
- Homered in back-to-back games on 4/22 and 4/23 @ ALT
- Assigned to Single-A Augusta on 4/28
- Doubled in four straight games from 5/4-5/7
- Named South Atlantic League Player of the Week on 5/8
- Recorded three straight multi-hit games from 5/5-5/7
- Talled a career-high four hits in a 4-for-5 performance with a double and a home run on 5/7
- Went hitless in 16 straight at-bats from 6/13-6/18
- Named a Mid-Season South Atlantic League All-Star
- Went 2-for-3 with a home run and two RBIs on 7/6
- Homered in three straight games from 8/3-8/5
- Went 3-for-5 with two home runs and five RBIs on 8/5
- Named an MiLB.com Giants Organizational All-Star



2015

- Split the season between Arizona League Giants and Single-A Augusta
- Made professional debut on 6/28 @ CUB, hitting a home run to tally his first career hit and RBI
- Promoted to Single-A Augusta on 8/6
- Recorded three straight multi-hit games from 8/15-8/17
- Went 3-for-4 with a double on 9/5

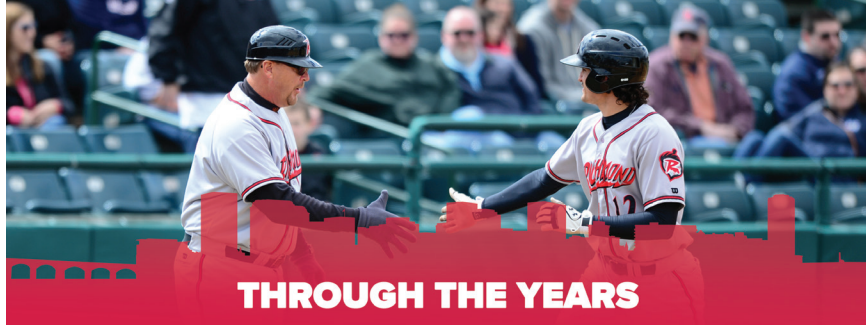
COLLEGE

- Played for four years at Virginia Military Institute
- Slashed .304/.391/.586 with 14 home runs as a redshirt senior in 2015
- Named a 2015 Louisville Slugger Third Team All-American and Johnny Bench Award finalist (given to the nation's top amateur catcher)
- Finished the season with the best recorded fielding percentage (min. 600 chances) in school history
- Played at The Diamond against VCU on 4/10/12, 5/18/12, 4/17/13, 4/2/14 and 3/24/15, and also against East Carolina on 5/18/12, totaling six college games

YR	CLUB	G	AB	R	H	2B	3B	HR	RBI	BB	SO	SB	AVG.
15	AZL Giants (Rk.)	16	56	4	8	1	0	1	7	6	18	2	.143
	Augusta (A)	20	69	9	19	7	0	1	10	5	18	0	.275
	2015 Totals (Rk./A)	36	125	13	27	8	0	2	17	11	36	2	.216
16	Richmond (AA)	15	56	6	14	3	0	2	4	3	12	0	.250
	Augusta (A)	95	331	45	76	13	1	13	49	44	110	1	.230
	2016 Totals (A/AA)	110	387	51	90	16	1	15	53	47	122	1	.233
17	Richmond (AA)	12	40	3	5	0	0	0	0	7	17	0	.125
	Sacramento (AA)	6	18	4	6	3	0	1	5	1	7	0	.333
	San Jose (A+)	71	251	32	54	17	1	6	23	25	96	0	.215
	2017 Totals (A+/AA/AAA)	89	309	39	65	20	1	7	28	33	120	0	.210
18	San Jose (A+)	74	258	34	60	15	3	9	34	25	108	0	.233
	Richmond (AA)	19	51	4	13	6	0	1	4	6	21	0	.255
	2018 Totals (A+/AA)	93	309	38	73	21	3	10	38	31	129	0	.236
	MiLB Totals (4 seasons)	328	1130	141	255	65	5	34	136	122	407	3	.226

A photograph capturing a moment of triumph on a baseball field at night. Several players in dark jerseys and white pants are being doused with champagne. The scene is filled with a spray of liquid and bubbles. In the foreground, a player's back is visible, wearing a dark jersey with the number 39 in white with a red outline. Another player to the left is holding a champagne bottle. The background shows the field and some stadium lights.

HISTORY & RECORDS



THROUGH THE YEARS

YEAR-BY-YEAR RECORDS

YEAR	RECORD	PCT	PLACE	GB	MANAGER
2010	68-73	.482	5th	13.5	Andy Skeels
2011	76-66	.535	2nd	4.0	Dave Machemer
2012	70-71	.496	4th	12.0	Dave Machemer
2013	70-72	.493	4th	7.0	Dave Machemer
2014	79-63	.556	1st	+6.0	Russ Morman
2015	72-68	.514	T-3rd	-6.0	Jose Alguacil
2016	62-79	.440	T-4th	15.0	Miguel Ojeda
2017	63-77	.450	5th	11.0	Kyle Haines
2018	62-76	.449	6th	16.0	Willie Harris
ALL-TIME	622-645	.491			

Bold indicates years that Richmond made the E.L. Playoffs

ALL-TIME REGULAR-SEASON RECORDS VS. OPPONENTS

TEAM	HOME	AWAY	OVERALL	TEAM	HOME	AWAY	OVERALL
Akron	26-25 (.510)	24-27 (.471)	50-52 (.490)	Hartford	11-8 (.579)	8-12* (.400)	19-20 (.487)
Altoona	46-37 (.554)	35-61 (.365)	81-98 (.452)	New Britain**	21-21 (.500)	17-22 (.436)	38-43 (.469)
Binghamton	16-20 (.444)	15-16 (.484)	31-36 (.463)	New Hamp.	14-12 (.538)	19-8 (.704)	33-20 (.623)
Bowie	61-51 (.545)	43-54 (.443)	104-105 (.497)	Portland	15-12 (.556)	14-13 (.519)	29-25 (.537)
Erie	28-12 (.700)	24-27 (.470)	52-39 (.571)	Reading	35-30 (.539)	25-43 (.368)	60-73 (.451)
Harrisburg	43-41 (.512)	31-38 (.449)	74-79 (.484)	Trenton	26-21 (.553)	25-34 (.424)	51-55 (.481)

* - In 2016, Richmond went 1-3 with designated Hartford home games at held The Diamond and 1-2 in designated Hartford home games held at New Hampshire's Northeast Delta Dental Stadium

** - The New Britain Rock Cats relocated to Hartford, Conn. following the 2015 season

ALL-TIME MONTH-BY-MONTH RECORDS

YEAR	APRIL	MAY	JUNE	JULY	AUGUST	SEPTEMBER	FINAL RECORD
2010	12-9	15-15	10-18	16-13	11-16	4-2	68-73
2011	10-12	14-15	17-9	19-12	13-16	3-2	76-66
2012	12-12	13-17	12-15	18-11	15-14	0-2	70-71
2013	12-13	17-11	11-17	13-17	16-13	1-1	70-72
2014	14-10	16-14	19-10	18-12	11-17	1-0	79-63
2015	3-14	19-11	17-11	15-15	13-15	5-2	72-68
2016	8-15	9-19	12-16	16-11	13-17	4-1	62-79
2017	9-12	10-20	14-14	13-14	15-15	2-2	63-77
2018	14-9	12-14	15-15	9-18	12-17	0-3	62-76
TOTALS	94-106	125-136	127-125	137-123	119-140	20-15	622-645

10+ HOME RUN SEASONS

PLAYER	HR	YEAR
Jarrett Parker	18	2013
Mario Lissou	18	2014
Adam Duvall	17	2013
Ricky Oropesa	17	2015
Roger Kieschnick	16	2011
Javier Herrera	16	2013
Ryder Jones	15	2016
Devin Harris	14	2015
Luigi Rodriguez	14	2018
Devin Harris	13	2014
Hunter Cole	13	2016
Dylan Davis	13	2018
Thomas Neal	12	2010
Jarrett Parker	12	2014
Slade Heathcott	12	2017
Juan Perez	11	2012
Charlie Culberson	10	2011
Johnny Monell	10	2011
Ryan Cavan	10	2012
Mark Miniccozzl	10	2013
Angel Villalona	10	2014



Jarrett Parker & Mario Lissou

YEAR-BY-YEAR TEAM BATTING LEADERS

YEAR	AVG. (min. 378 PA)	HITS	HOME RUNS	RBI
2010	Thomas Neal (.291)	Thomas Neal (153)	Thomas Neal (12)	Thomas Neal (69)
2011	Charlie Culberson (.259)	Charlie Culberson (143)	Roger Kieschnick (16)	Roger Kieschnick (65)
2012	Juan Perez (.302)	Gary Brown (150)	Juan Perez/Johnny Monell (11)	Daniel Mayora (57)
2013	Mark Minicozzi (.309)	Javier Herrera (142)	Jarrett Parker (18)	Javier Herrera (74)
2014	Matt Duffy (.332)	Matt Duffy (122)	Mario Lisson (18)	Mario Lisson (76)
2015	Rando Moreno (.275)	Rando Moreno (118)	Ricky Oropesa (17)	Ricky Oropesa (76)
2016	Christian Arroyo (.274)	Christian Arroyo (130)	Ryder Jones (15)	Ryder Jones (67)
2017	Brandon Bednar (.280)	Brandon Bednar (115)	Slade Heathcott (12)	Dylan Davis/Miguel Gomez (38)
2018	Ryan Howard (.273)	Ryan Howard (115)	Luigi Rodriguez (14)	Dylan Davis (55)
YEAR	RUNS SCORED	DOUBLES	TRIPLES	STOLEN BASES
2010	Thomas Neal (69)	Thomas Neal (40)	Darren Ford (9)	Darren Ford (37)
2011	Roger Kieschnick (71)	Charlie Culberson (34)	Juan Perez (10)	Juan Perez (22)
2012	Gary Brown (73)	Gary Brown (32)	Ehire Adrianza (5)	Gary Brown (33)
2013	Mark Minicozzi (74)	Javier Herrera (37)	Jarrett Parker (5)	Javier Herrera (23)
2014	Kelby Tomlinson (63)	Devin Harris (26)	Jarrett Parker/Kelby Tomlinson (6)	Kelby Tomlinson (49)
2015	Rando Moreno (59)	Devin Harris (28)	Hunter Cole/Myles Schroder (4)	Kelby Tomlinson (16)
2016	Hunter Cole/Christian Arroyo (57)	Christian Arroyo (36)	S. Duggar/C. Shaw/T. Horan (4)	Darren Ford (13)
2017	Brandon Bednar (54)	Brandon Bednar (24)	Caleb Gindl (7)	Slade Heathcott (8)
2018	Luigi Rodriguez (54)	Ryan Howard (32)	Luigi Rodriguez/Matt Lipka (5)	Matt Lipka (21)
YEAR	GAMES PLAYED	AT-BATS	WALKS	STRIKEOUTS
2010	Thomas Neal (136)	Thomas Neal (525)	Thomas Neal (46)	Darren Ford (106)
2011	Charlie Culberson (137)	Charlie Culberson (553)	Johnny Monell (48)	Charlie Culberson (129)
2012	Daniel Mayora (137)	Gary Brown (538)	Daniel Mayora (43)	Ehire Adrianza (90)
2013	Joe Panik (137)	Joe Panik (522)	Mark Minicozzi (62)	Jarrett Parker (161)
2014	Kelby Tomlinson (126)	Kelby Tomlinson (433)	Skyler Stromsmoe (58)	Devin Harris (121)
2015	Ricky Oropesa (131)	Ricky Oropesa (453)	Mitch Delfino (41)	Ricky Oropesa (128)
2016	Hunter Cole/Ryder Jones (126)	Christian Arroyo (474)	Steve Lerud (38)	Hunter Cole (115)
2017	Brandon Bednar (117)	Brandon Bednar (411)	Jerry Sands (38)	Dylan Davis (92)
2018	Dylan Davis (125)	Dylan Davis (430)	Matt Lipka (40)	Luigi Rodriguez (119)

YEAR-BY-YEAR TEAM PITCHING LEADERS

YEAR	ERA (min. 112 IP)	WINS	LOSSES	SAVES
2010	Daryl Maday (3.47)	David Mixon (11)	Clayton Tanner (9)	Rafael Cova (23)
2011	Eric Surkamp (2.02)	Eric Surkamp (10)	Clayton Tanner/Daryl Maday (10)	Heath Hembree (17)
2012	Chris Heston (2.24)	Mike Kickham/Craig Westcott (11)	Mike Kickham/Craig Westcott (10)	Brett Bochy (14)
2013	Jack Snodgrass (3.70)	Jack Snodgrass (12)	Craig Westcott (12)	Daryl Maday (13)
2014	Ty Blach (3.13)	Edwin Quirarte/Jack Snodgrass (11)	Adalberto Mejia (9)	Derek Law (13)
2015	Joe Biagini (2.42)	Joe Biagini/Kelvin Marte (10)	Tyler Beede (8)	Josh Osich (19)
2016	Tyler Beede (2.81)	Matt Gage (9)	Kyle Crick (11)	Tyler Rogers (10)
2017	Cory Taylor (4.30)	Tyler Cyr/Dan Slania (5)	Cory Taylor/Sam Coonrod (11)	Tyler Cyr (18)
2018	N/A	Cory Taylor (8)	Garret Williams (9)	Caleb Simpson (10)
YEAR	GAMES	INNINGS PITCHED	STRIKEOUTS	WALKS
2010	R. Cova/R. Ray/A. Sisco (48)	David Mixon (156.2)	David Mixon (112)	Clayton Tanner (64)
2011	David Quinowski (40)	Justin Fitzgerald (146.1)	Eric Surkamp (165)	Ryan Verdugo (63)
2012	Jake Dunning (44)	Craig Westcott (165.0)	Mike Kickham (137)	Mike Kickham (75)
2013	Phil McCormick (58)	Chris Gloor (156.1)	Chris Gloor (121)	Craig Westcott/Taylor Rogers (56)
2014	Edwin Quirarte (51)	Ty Blach (141.0)	Kyle Crick (111)	Kyle Crick (61)
2015	Phil McCormick (58)	Joe Biagini (130.1)	Matthew Lujan (88)	Kyle Crick (66)
2016	Tyler Mizenko (51)	Tyler Beede (147.1)	Tyler Beede (135)	Kyle Crick (67)
2017	Tyler Cyr (47)	Cory Taylor (127.2)	Cory Taylor (100)	Cory Taylor (58)
2018	Dan Slania (47)	Jake McCasland (106.1)	Shaun Anderson (93)	Garrett Williams (61)

BOLD - Franchise record

LEAGUE LEADERS (PITCHING)

2010	Saves.....	Rafael Cova.....	23
2011	ERA.....	Eric Surkamp.....	2.02
	WHIP.....	Eric Surkamp.....	1.08
	Winning %.....	Eric Surkamp.....	.714
2012	ERA.....	Chris Heston.....	2.24
	Innings Pitched...	Craig Westcott.....	165.0
	WHIP.....	Chris Heston.....	1.10
	Wild Pitches.....	Justin Fitzgerald.....	18
2014	Appearances.....	Edwin Quirarte.....	51
	Holds.....	Edwin Quirarte.....	13
2015	Appearances.....	Phil McCormick.....	58
	Walks.....	Kyle Crick.....	66
	Holds.....	J. Casilla/S. Johnson	15 (t)
2016	ERA.....	Tyler Beede.....	2.81
	Wild Pitches.....	Tyler Beede.....	14
2018	Wild Pitches.....	Jordan Johnson.....	14 (t)
	Balks.....	Jordan Johnson.....	3 (t)

LEAGUE LEADERS (BATTING)

2010	Caught Stealing....	Darren Ford.....	15
2011	Triples.....	Juan Perez.....	10
2012	Sac Flies.....	Daniel Mayora.....	11 (t)
	HBP.....	Gary Brown.....	19
	Caught Stealing....	Gary Brown.....	18
	GIDP.....	Daniel Mayora.....	24
2013	Average.....	Mark Minicozzi.....	.309
	Doubles.....	Javier Herrera.....	37
2014	Average.....	Mat Duffy.....	.332
	Stolen Bases.....	Kelby Tomlinson.....	49
2015	Sacrifice Hits.....	Rando Moreno.....	21



2010 FLYING SQUIRRELS (68-73)

ORGANIZATION

2019 FLYING SQUIRRELS

HISTORY & RECORDS

EASTERN LEAGUE

GIANTS ORGANIZATION

GENERAL INFORMATION

PLAYER	AVG	G	AB	R	H	2B	3B	HR	RBI	BB	SO	SB	CS	
Ambort, Michael	.220	47	159	18	35	7	1	3	14	9	34	0	1	
Belt, Brandon	.337	46	175	26	59	11	6	9	40	22	34	2	1	
Bond, Brock	.261	12	46	8	12	3	1	0	4	3	10	0	0	
Boyer, Brad	.232	48	155	24	36	6	2	2	23	25	34	3	2	
Ciriaco, Juan	.263	48	133	14	35	8	3	2	13	8	24	2	0	
Crawford, Brandon	.241	79	291	43	70	12	3	7	22	39	77	4	1	
D'Alessio, Andy	.277	19	65	9	18	5	1	2	10	8	15	0	0	
Ford, Darren	.251	113	463	64	116	20	9	5	40	39	106	37	15	
Gillaspie, Conor	.287	132	491	57	141	25	8	8	67	37	67	0	4	
Graham, Tyler	.125	2	8	0	1	0	0	0	0	0	4	1	0	
Kieschnick, Roger	.251	60	223	21	56	8	3	4	23	18	55	2	3	
Klimas, Matt	.333	2	3	0	1	0	0	0	1	1	1	0	0	
LaTorre, Tyler	.204	81	255	27	52	13	1	2	20	36	76	0	3	
Lormand, Ryan	.225	77	253	25	57	14	2	0	24	13	60	5	2	
Lowenstein, Aaron	.130	8	23	2	3	1	0	0	2	1	5	0	0	
Martinez-Esteve, Eddy	.000	6	12	0	0	0	0	0	0	2	4	0	0	
Neal, Thomas	.291	136	525	69	153	40	1	12	69	46	94	11	5	
Noonan, Nick	.237	101	372	43	88	12	2	3	26	22	74	7	3	
Rojas, Nestor	.313	5	16	0	5	0	0	0	0	0	1	0	0	
Schoop, Sharlon	.273	52	183	19	50	9	0	2	25	13	34	1	1	
Stromsmoe, Skyler	.239	47	142	11	34	3	1	2	7	7	34	6	0	
Timpner, Clay	.290	123	417	40	121	18	2	4	51	35	63	6	4	
Williams, Jackson	.192	60	193	17	37	9	1	2	16	29	54	0	1	
Zambrano, Eliezer	.278	5	18	1	5	2	0	0	1	0	3	0	0	
TOTALS	.253	141	4764	547	1207	230	47	71	513	423	1035	87	46	
PITCHER	W-L	ERA	G	GS	CG	SHO	SV	IP	H	R	ER	HR	BB	SO
Clark, Craig	2-3	4.01	9	9	0	0	0	42.2	42	25	19	4	21	23
Cova, Rafael	0-6	2.35	48	0	0	0	23	57.1	31	18	15	3	36	68
LaTorre, Tyler	0-0	0.00	1	0	0	0	0	2.0	2	0	0	0	0	1
Lively, Mitch	2-4	3.90	23	0	0	0	3	32.1	32	17	14	1	18	25
MacDonald, Mike	5-8	3.90	27	23	1	1	0	134.0	155	63	58	10	31	78
Maday, Daryl	9-8	3.47	25	18	0	0	1	114.0	121	48	44	7	33	70
Main, Michael	0-3	13.83	5	4	0	0	0	13.2	21	26	21	3	14	7
Martin, Adrian	1-0	0.73	8	0	0	0	0	12.1	12	1	1	0	2	12
Mixon, David	11-7	3.50	27	25	1	1	0	156.2	149	65	61	12	38	112
Pena, Tony	3-2	2.53	29	0	0	0	6	46.1	38	13	13	2	15	41
Quinowski, David	2-0	2.84	12	0	0	0	1	12.2	10	5	4	1	5	14
Ray, Ronnie	2-3	3.49	48	5	0	0	4	80.0	74	34	31	4	18	69
Rodriguez, Wilmin	0-1	3.51	17	0	0	0	0	25.2	24	13	10	1	14	12
Romero, Felix	5-3	3.34	26	14	0	0	0	99.2	99	40	37	7	20	73
Sisco, Andrew	4-4	4.32	48	0	0	0	1	66.2	56	33	32	4	36	75
Stevens, Jake	4-4	2.80	46	3	0	0	2	64.1	56	24	20	5	27	45
Stromsmoe, Skyler	0-0	5.40	2	0	0	0	0	1.2	2	1	1	1	1	0
Tanner, Clayton	9-9	3.68	27	27	0	0	0	149.0	150	78	61	10	64	79
Turpen, Daniel	5-5	4.09	37	0	0	0	1	50.2	55	24	23	4	19	42
Westcott, Craig	3-3	5.13	13	13	0	0	0	66.2	76	42	38	9	28	48
Whitaker, Craig	1-0	4.97	19	0	0	0	1	25.1	22	16	14	4	16	21
TOTALS	68-73	3.71	141	141	2	11	43	1253.2	1227	586	517	92	456	915



PLAYER	AVG	G	AB	R	H	2B	3B	HR	RBI	BB	SO	SB	CS	
Biery, Drew	.219	10	32	1	7	1	0.0	0	4	1	10	0	0	
Christian, Justin	.256	73	273	46	70	12	2.0	4	32	23	31	18	2	
Culberson, Charlie	.259	137	553	69	143	34	2.0	10	56	22	129	14	4	
Dominguez, Chris	.244	78	295	35	72	22	2.0	7	45	9	78	1	5	
Fairley, Wendell	.265	34	98	11	26	3	2.0	0	7	8	27	2	2	
Flores, Jose	.201	55	189	20	38	1	3.0	3	19	14	30	5	1	
Ford, Darren	.279	23	86	11	24	3	0.0	0	2	9	24	6	3	
Hodges, Wes	.279	74	265	30	74	15	1.0	8	34	14	67	0	1	
Kieschnick, Roger	.255	126	459	71	117	22	5.0	16	65	34	121	13	7	
Koshansky, Joe	.198	34	126	11	25	8	0.0	3	12	17	43	2	0	
Lollis, Ryan	.222	3	9	1	2	0	0.0	0	1	0	1	0	0	
Lormand, Ryan	.190	29	84	9	16	5	0.0	0	10	11	17	2	2	
Lowenstein, Aaron	.204	36	93	5	19	1	0.0	0	5	6	28	0	1	
McBryde, Mike	.255	30	102	14	26	4	1.0	1	12	6	29	4	0	
Monell, Johnny	.249	119	386	46	96	24	1.0	10	49	48	93	0	3	
Noonan, Nick	.212	71	260	28	55	11	0.0	3	25	33	60	2	2	
Peguero, Francisco	.309	71	285	34	88	12	6.0	5	37	5	45	8	1	
Perez, Juan	.256	131	457	58	117	25	10.0	4	40	28	95	22	6	
Schoop, Sharlon	.218	80	206	25	45	8	0.0	4	21	20	39	3	2	
Stromsmoe, Skyler	.277	83	195	30	54	6	1.0	2	20	28	39	3	6	
Weeks, Joel	.179	19	39	2	7	1	0.0	0	2	3	9	0	1	
Williams, Jackson	.208	18	53	8	11	2	0.0	3	9	5	9	0	0	
Zambrano, Eliezer	.217	8	23	4	5	2	0.0	0	3	1	5	0	0	
TOTALS	.247	142	4682	574	1155	225	36.0	83	519	348	1068	105	49	
PITCHER	W-L	ERA	G	GS	CG	SHO	SV	IP	H	R	ER	HR	BB	SO
Bowlin, Drew	0-0	2.84	3	0	0	0	0	6.1	4	2	2	1	4	4
Correa, Hector	4-1	3.20	23	0	0	0	1	39.1	33	14	14	3	12	32
Dowdy, Justin	4-0	0.82	12	0	0	0	1	22.0	9	3	2	1	10	21
Fitzgerald, Justin	9-9	3.51	27	27	0	0	0	146.1	147	65	57	7	55	111
Fleet, Austin	0-0	2.77	4	0	0	0	1	13.0	11	4	4	0	2	6
Hembree, Heath	1-1	2.83	28	0	0	0	17	28.2	20	11	9	1	13	34
Hinshaw, Alex	2-0	3.60	32	0	0	0	1	35.0	24	15	14	1	28	47
Lively, Mitch	0-4	3.68	18	0	0	0	1	22.0	23	12	9	0	9	19
Lofgren, Chuck	3-2	4.02	9	9	0	0	0	47.0	43	23	21	5	25	36
Maday, Daryl	4-10	4.47	25	19	0	0	1	116.2	124	61	58	14	39	92
Matos, Osiris	3-4	2.84	22	0	0	0	0	38.0	33	14	12	2	6	27
Mixon, David	0-0	3.60	3	2	0	0	0	10.0	9	6	4	3	2	4
Otero, Dan	2-1	1.42	23	0	0	0	1	38.0	34	8	6	0	4	40
Quinowski, David	4-3	3.64	40	1	0	0	0	54.1	49	27	22	4	19	39
Quirarte, Edwin	1-2	5.44	35	0	0	0	0	46.1	61	36	28	3	20	38
Ray, Ronnie	2-1	0.95	15	0	0	0	0	28.1	20	5	3	1	5	29
Rodriguez, Wilmin	4-3	3.77	33	3	0	0	0	57.1	64	31	24	4	23	38
Schumer, Justin	1-0	1.29	5	2	0	0	0	14.0	11	3	2	0	10	4
Sosa, Henry	5-2	2.68	8	6	0	0	0	40.1	41	13	12	1	8	36
Stevenson, Jason	1-0	1.29	1	1	1	0	0	7.0	8	1	1	0	2	7
Stoffel, Jason	1-2	3.98	32	0	0	0	13	31.2	34	16	14	1	16	31
Stromsmoe, Skyler	0-0	6.75	4	0	0	0	0	4.0	3	3	3	0	4	1
Surkamp, Eric	10-4	2.02	23	22	1	0	0	142.1	110	37	32	5	44	165
Tanner, Clayton	6-10	4.29	22	22	1	0	0	119.2	120	71	57	13	35	90
Verdugo, Ryan	8-6	4.35	25	25	0	0	0	130.1	115	68	63	14	63	133
Vessella, Tom	1-1	5.54	4	3	0	0	0	13.0	10	8	8	1	9	12
TOTALS	76-66	3.46	142	142	3	9	37	1251.0	1160	557	481	85	467	1096



PLAYER	AVG	G	AB	R	H	2B	3B	HR	RBI	BB	SO	SB	CS	
Adrianza, Ehire	.220	127	451	52	99	22	5	3	32	41	90	16	4	
Anders, Luke	.202	30	89	3	18	4	0	2	9	3	23	0	0	
Brown, Gary	.279	134	538	73	150	32	2	7	42	40	87	33	18	
Cavan, Ryan	.228	129	426	44	97	13	2	10	40	32	89	3	3	
Ciriaco, Juan	.204	33	93	7	19	1	1	1	11	7	12	4	1	
Dominguez, Chris	.223	49	188	17	42	9	0	2	19	7	50	3	0	
Eshleman, John	.000	3	0	1	0	0	0	0	0	2	0	0	0	
Fairley, Wendell	.220	47	109	6	24	5	0	0	9	13	33	1	1	
Flores, Jose	.231	26	52	7	12	2	0	0	2	4	7	2	0	
Hodges, Wes	.266	41	139	14	37	10	1	3	15	5	26	1	0	
Joseph, Tommy	.260	80	304	32	79	16	0	8	38	25	64	0	3	
Joseph, Tommy	.257	108	404	44	104	24	0	11	48	34	96	0	4	
Liles, Nick	.259	90	259	28	67	5	2	0	20	23	42	6	4	
Mayora, Daniel	.281	137	495	48	139	25	1	4	57	43	78	14	9	
Minicozzi, Mark	.284	81	282	35	80	19	0	8	45	32	64	1	2	
Mitchell, Russell	.207	47	140	21	29	10	0	2	12	25	41	0	2	
Monell, Johnny	.257	108	323	39	83	27	1	11	50	41	84	2	2	
Perez, Juan	.302	126	483	65	146	26	4	11	53	22	85	18	15	
Weeks, Joel	.233	58	146	14	34	4	0	2	19	16	34	0	1	
Zambrano, Eliezer	.238	13	21	2	5	0	0	0	3	4	6	0	0	
TOTALS	.255	141	4675	519	1191	233	19	76	491	393	957	104	65	
PITCHER	W-L	ERA	G	GS	CG	SHO	SV	IP	H	R	ER	HR	BB	SO
Bochy, Brett	7-3	2.53	41	0	0	0	14	53.1	29	15	15	3	18	69
Dunning, Jake	5-2	4.10	44	0	0	0	0	68.0	74	36	31	2	22	53
Dunnington, Jacob	0-0	1.76	13	0	0	0	0	15.1	12	3	3	0	8	18
Fitzgerald, Justin	7-8	3.22	28	28	0	0	0	164.2	134	68	59	8	60	130
Fleet, Austin	2-3	3.83	41	0	0	0	4	56.1	72	26	24	0	21	54
Flores, Jose	0-0	13.50	1	0	0	0	0	0.2	1	1	1	0	0	0
Gloor, Chris	4-5	2.81	32	13	1	0	0	105.2	99	36	33	7	29	74
Heston, Chris	9-8	2.24	25	25	1	0	0	148.2	124	43	37	2	40	135
Kickham, Michael	11-10	3.05	28	27	1	1	0	150.2	119	57	51	8	75	137
Maday, Daryl	3-6	3.11	43	3	0	0	13	84.0	81	36	29	7	16	73
Quirarte, Edwin	3-1	3.18	39	0	0	0	2	45.1	41	23	16	1	14	24
Reichard, Andy	1-3	5.65	12	7	0	0	0	36.2	41	24	23	7	14	20
Ronick, Ari	1-2	7.93	35	1	0	0	1	36.1	45	35	32	5	21	23
Stevenson, Jason	1-5	5.81	9	9	0	0	0	48.0	56	34	31	4	15	30
Vessella, Tom	3-4	4.10	42	0	0	0	2	52.2	48	28	24	2	28	45
Weeks, Joel	0-0	0.00	1	0	0	0	0	1.0	2	0	0	0	1	1
Westcott, Craig	11-10	4.09	28	28	1	0	0	165.0	181	85	75	6	57	68
Wilson, Chris	2-1	2.66	12	0	0	0	0	20.1	15	6	6	1	11	13
TOTALS	70-71	3.51	141	141	4	15	36	1252.2	1174	556	489	64	450	967





ORGANIZATION

2019 FLYING SQUIRRELS

HISTORY & RECORDS

EASTERN LEAGUE

GIANTS ORGANIZATION

GENERAL INFORMATION

PLAYER	AVG	G	AB	R	H	2B	3B	HR	RBI	BB	SO	SB	CS	
Adrianza, Ehire	.240	73	250	31	60	12	0	2	23	31	45	11	6	
Ciriaco, Juan	.250	25	56	5	14	0	0	2	5	2	7	0	0	
Duvall, Adam	.252	105	385	61	97	23	4	17	58	35	72	2	1	
Herrera, Javier	.296	131	480	70	142	37	3	16	74	57	117	23	8	
Krill, Brett	.258	85	225	27	58	10	0	2	28	11	55	3	1	
LaTorre, Tyler	.138	26	80	6	11	2	0	1	9	10	26	0	0	
Lollis, Ryan	.267	136	469	60	125	24	2	8	57	50	61	6	3	
Minicozzi, Mark	.309	128	443	74	137	30	0	10	66	62	123	3	1	
Moss, Brad	.200	5	5	1	1	1	0	0	0	0	2	0	0	
Navarro, Jesus	.200	17	35	3	7	4	0	0	6	3	16	0	0	
Oropesa, Ricky	.207	66	241	19	50	6	0	6	23	15	74	0	0	
Panik, Joe	.257	137	522	64	134	27	4	4	57	58	68	10	5	
Parker, Jarrett	.245	131	444	72	109	18	5	18	57	60	161	13	11	
Relaford, Travius	.188	32	69	10	13	1	0	0	5	12	22	0	3	
Stromsmoe, Skyler	.263	48	118	19	31	7	1	1	5	10	15	1	3	
Susac, Andrew	.256	84	262	32	67	17	0	12	46	42	68	1	0	
Tomlinson, Kelby	.198	33	96	13	19	5	0	0	4	16	27	3	1	
Villalona, Angel	.235	52	196	23	46	11	0	8	28	8	60	0	0	
Wagner, Mark	.172	47	122	7	21	5	0	1	13	16	33	1	0	
Zambrano, Eliezer	.273	5	11	0	3	0	0	0	0	1	1	0	0	
TOTALS	.252	142	4628	611	1164	243	19.0	109	577	510	1115	77	43	
PITCHER	W-L	ERA	G	GS	CG	SHO	SV	IP	H	R	ER	HR	BB	SO
Bowlin, Drew	4-3	4.87	32	0	0	0	0	44.1	36	25	24	4	24	33
Bradley, Ryan	0-6	6.37	23	11	0	0	1	65.0	100	59	46	7	34	37
Castillo, Fabio	2-2	3.34	14	2	0	0	0	32.1	25	15	12	1	17	44
Escobar, Edwin	5-4	2.67	10	10	0	0	0	54.0	44	18	16	2	13	54
Fitzgerald, Justin	3-0	1.09	6	6	0	0	0	33.0	30	6	4	2	8	41
Gloor, Chris	9-7	4.03	26	26	0	0	0	156.1	163	77	70	16	41	121
Hall, Cody	2-2	2.39	20	0	0	0	8	26.1	17	8	7	4	8	27
Javier, Omar	4-0	5.58	27	2	0	0	0	50.0	55	32	31	7	28	45
Maday, Daryl	1-1	2.84	26	0	0	0	13	25.1	21	8	8	0	9	20
McCormick, Phil	4-5	3.97	58	0	0	0	3	56.2	49	32	25	3	34	57
Osich, Josh	2-3	4.85	22	0	0	0	3	29.2	26	16	16	2	12	28
Quirarte, Edwin	3-5	2.61	56	0	0	0	10	72.1	66	22	21	2	28	44
Rogers, Taylor	5-9	5.43	26	18	0	0	1	104.1	108	73	63	5	56	70
Shuman, Scott	0-0	9.51	28	0	0	0	0	23.2	15	28	25	0	42	39
Snodgrass, Jack	12-4	3.70	25	25	1	0	0	141.0	126	64	58	10	39	81
Stromsmoe, Skyler	0-0	9.00	3	0	0	0	0	2.0	3	2	2	0	1	0
Teller, Carlos	1-4	5.64	11	11	0	0	0	44.2	42	30	28	7	36	33
Valdez, Jose	3-2	5.46	38	1	0	0	0	56.0	64	37	34	2	48	53
Vessella, Tom	3-3	5.55	33	1	0	0	2	47.0	63	31	29	4	23	28
Vogelsong, Ryan	2-0	0.82	2	2	0	0	0	11.0	10	1	1	1	2	8
Westcott, Craig	5-12	4.19	27	27	0	0	0	144.0	158	77	67	12	56	92
TOTALS	70-72	4.32	142	142	1	15	41	1219.0	1221	661	585	91	559	955





2014 FLYING SQUIRRELS (79-63)

ORGANIZATION

2019 FLYING SQUIRRELS

HISTORY & RECORDS

EASTERN LEAGUE

GIANTS ORGANIZATION

GENERAL INFORMATION

PLAYER	AVG	G	AB	R	H	2B	3B	HR	RBI	BB	SO	SB	CS
Arnold, Jeff	.000	1	3	0	0	0	0	0	0	0	3	0	0
Blair, Elliott	.240	27	96	9	23	4	0	1	11	10	27	4	1
Duffy, Matt	.332	97	367	53	122	24	4	3	62	42	66	20	4
Graham, Tyler	.255	106	412	57	105	12	1	3	27	27	72	38	14
Harris, Devin	.256	108	394	47	101	26	3	13	52	30	121	3	2
Krill, Brett	.213	21	75	10	16	4	1	0	9	5	13	2	0
LaTorre, Tyler	.263	48	160	21	42	8	0	1	12	16	43	2	1
Lisson, Mario	.266	114	379	59	101	22	0	18	76	54	93	11	3
Lollis, Ryan	.217	70	203	21	44	4	3	1	17	17	28	2	0
Miller, Blake	.304	26	92	9	28	5	2	0	12	9	21	1	0
Oropesa, Ricky	.241	116	349	32	84	16	0	5	35	36	89	0	0
Parker, Jarrett	.275	100	363	52	100	20	6	12	58	45	103	11	4
Schroder, Myles	.254	110	362	43	92	16	5	5	34	20	76	11	0
Sim, Eric	.158	7	19	2	3	0	0	0	1	2	4	0	0
Stromsmoe, Skyler	.233	104	296	49	69	14	2	0	15	58	56	12	8
Tomlinson, Kelby	.268	126	433	63	116	9	6	1	32	44	82	49	12
Villalona, Angel	.227	101	365	35	83	18	4	10	54	23	94	1	1
Zambrano, Eliezer	.268	60	194	15	52	4	0	1	12	10	26	1	1
TOTALS	.256	142	4691	586	1200	207	37	74	525	453	1068	168	51

PITCHER	W-L	ERA	G	GS	CG	SHO	SV	IP	H	R	ER	HR	BB	SO
Alvarado, Carlos	2-0	5.87	11	0	0	0	0	15.1	17	11	10	3	5	11
Bandilla, Bryce	0-2	8.80	15	0	0	0	0	15.1	18	16	15	2	15	10
Blach, Ty	8-8	3.13	25	25	1	0	0	141.0	142	53	49	8	39	91
Blackburn, Clayton	5-6	3.29	18	18	0	0	0	93.0	94	40	34	1	20	85
Bradley, Ryan	0-1	6.75	4	2	0	0	0	10.2	15	8	8	1	7	5
Carignan, Andrew	0-1	4.24	14	0	0	0	0	17.0	6	8	8	1	19	16
Casilla, Jose	4-1	3.97	41	0	0	0	0	65.2	57	30	29	5	22	39
Crick, Kyle	6-7	3.79	23	22	0	0	0	90.1	78	42	38	7	61	111
Fleet, Austin	8-1	2.78	26	11	0	0	0	97.0	82	31	30	5	36	77
Hall, Cody	1-4	3.14	47	0	0	0	11	51.2	42	18	18	3	14	57
Law, Derek	2-0	2.57	27	0	0	0	13	28.0	19	8	8	1	14	29
Lollis, Ryan	0-0	40.50	1	0	0	0	0	0.2	1	3	3	1	1	1
Marte, Kelvin	8-3	3.83	18	15	1	1	0	87.0	89	37	37	8	23	55
McCormick, Phil	2-4	3.72	50	0	0	0	1	65.1	61	31	27	4	29	62
Mejia, Adalberto	7-9	4.67	22	21	0	0	0	108.0	119	62	56	9	31	82
Okert, Steven	1-0	2.73	24	0	0	0	5	33.0	24	11	10	3	11	38
Osich, Josh	1-0	3.78	28	0	0	0	0	33.1	28	18	14	4	20	27
Quirarte, Edwin	11-7	3.23	51	1	0	0	1	83.2	75	37	30	4	28	51
Slania, Daniel	0-0	0.79	10	0	0	0	0	11.1	10	2	1	0	3	3
Snodgrass, Jack	11-6	3.56	24	22	1	1	0	131.1	130	58	52	1	41	86
Stratton, Chris	1-1	3.52	5	5	0	0	0	23.0	29	10	9	2	12	18
Strickland, Hunter	1-1	2.02	38	0	0	0	11	35.2	25	10	8	3	4	48
Stromsmoe, Skyler	0-1	13.50	1	0	0	0	0	1.1	0	2	2	0	3	1
TOTALS	79-63	3.60	142	142	3	11	42	1238.2	1161	546	496	76	458	1003





PLAYER	AVG	G	AB	R	H	2B	3B	HR	RBI	BB	SO	SB	CS	
Beltre, Engel	.251	86	299	33	75	8	3	5	26	9	42	4	8	
Carbonell, Daniel	.146	56	206	18	30	3	2	1	12	4	53	9	1	
Ciriaco, Juan	.246	45	130	11	32	9	0	0	13	5	21	7	1	
Cole, Hunter	.292	51	192	23	56	16	4	3	21	14	46	1	1	
Delfino, Mitch	.256	124	445	45	114	17	1	3	42	41	72	4	2	
Galindo, Jesus	.214	45	98	13	21	3	0	0	3	7	20	5	3	
Harris, Devin	.240	119	404	53	97	28	1	14	60	34	110	4	1	
Herrera, Javier	.211	34	109	11	23	2	1	1	9	14	38	0	3	
Lollis, Ryan	.471	7	17	3	8	1	0	0	0	1	0	1	0	
Miller, Blake	.241	27	79	8	19	2	0	0	2	5	23	1	1	
Moreno, Rando	.275	121	429	59	118	19	3	1	39	31	62	12	9	
Oropesa, Ricky	.254	131	453	41	115	24	1	17	76	38	128	1	1	
Schroder, Myles	.252	109	369	32	93	6	4	7	32	21	84	14	6	
Slater, Austin	.296	54	199	21	59	11	1	0	13	14	48	1	1	
Sonabend, Adam	.000	1	2	0	0	0	0	0	0	0	1	0	0	
Stromsmoe, Skyler	.364	6	11	1	4	0	0	0	1	1	3	0	0	
Tomlinson, Kelby	.324	64	253	43	82	18	3	1	28	25	37	16	6	
Villalona, Angel	.143	28	56	3	8	2	0	0	6	3	17	0	0	
Williams, Jackson	.228	83	276	26	63	9	1	1	18	29	50	1	2	
Williamson, Mac	.293	69	259	41	76	16	2	5	42	25	53	3	1	
Zambrano, Eliezer	.190	57	184	10	35	5	0	2	12	7	20	0	1	
TOTALS	.249	140	4610	503	1147	202	27	61	462	333	979	84	48	
PITCHER	W-L	ERA	G	GS	CG	SHO	SV	IP	H	R	ER	HR	BB	SO
Beede, Tyler	3-8	5.23	13	13	0	0	0	72.1	62	45	42	4	35	49
Biagini, Joe	10-7	2.42	23	22	0	0	0	130.1	112	45	35	5	34	84
Cain, Matt	0-0	4.91	1	1	0	0	0	3.2	3	2	2	0	1	2
Casilla, Jose	4-5	1.44	47	0	0	0	3	56.1	54	17	9	0	18	32
Ciriaco, Juan	0-0	0.00	1	0	0	0	0	1.0	0	0	0	0	0	0
Crick, Kyle	3-4	3.29	36	11	0	0	0	63.0	47	26	23	2	66	73
Diaz, Carlos	0-0	3.86	1	0	0	0	0	2.1	3	1	1	0	2	1
Gage, Matt	2-3	4.66	9	7	0	0	0	38.2	39	21	20	2	10	30
Gregorio, Joan	3-2	3.09	37	9	0	0	1	78.2	64	31	27	6	32	72
Johnson, Chase	1-1	5.93	3	3	0	0	0	13.2	16	9	9	0	8	18
Johnson, Stephen	3-0	3.41	44	0	0	0	0	58.0	45	26	22	2	29	68
Lara, Braulio	2-0	4.03	20	0	0	0	1	22.1	20	12	10	2	10	17
Law, Derek	0-1	4.56	28	0	0	0	13	25.2	31	16	13	1	8	32
Lujan, Matt	9-6	3.18	20	20	0	0	0	107.2	112	43	38	6	42	88
Marte, Kelvin	10-6	2.63	26	19	1	1	0	130.0	118	41	38	5	40	77
McCormick, Phil	4-3	2.04	58	0	0	0	2	57.1	58	16	13	0	21	38
Mejia, Adalberto	5-2	2.45	12	9	0	0	0	51.1	38	14	14	2	18	38
Mizenko, Tyler	4-3	1.98	37	0	0	0	4	50.0	51	13	11	2	14	28
Moreno, Rando	0-1	9.00	1	0	0	0	0	1.0	3	1	1	0	0	1
Osich, Josh	0-1	1.59	31	0	0	0	19	34.0	23	6	6	1	10	34
Quirarte, Edwin	0-3	3.68	23	6	0	0	0	58.2	59	25	24	3	16	51
Rodriguez, Pedro	4-3	2.21	37	2	0	0	3	61.0	53	21	15	3	11	50
Rogers, Tyler	0-1	5.91	10	0	0	0	0	10.2	10	7	7	1	5	15
Snodgrass, Jack	4-3	4.14	9	9	0	0	0	50.0	46	24	23	2	20	7
Stratton, Chris	1-5	4.14	9	9	0	0	0	50.0	40	26	23	3	22	39
TOTALS	72-68	3.12	140	140	1	11	46	1227.2	1107	488	426	52	472	964





2016 FLYING SQUIRRELS (62-79)

ORGANIZATION

2019 FLYING SQUIRRELS

HISTORY & RECORDS

EASTERN LEAGUE

GIANTS ORGANIZATION

GENERAL INFORMATION

PLAYER	AVG	G	AB	R	H	2B	3B	HR	RBI	BB	SO	SB	CS	
Amion, Richard	.167	3	6	1	1	0	0	0	1	4	4	1	0	
Arnold, Jeff	.220	56	164	15	36	9	1	3	19	13	52	1	2	
Arroyo, Christian	.274	119	474	57	130	36	1	3	49	29	72	1	1	
Bednar, Brandon	.286	64	224	32	64	11	1	2	31	8	40	4	4	
Bennett, T.J.	.250	1	4	0	1	1	0	0	2	0	1	0	0	
Castillo, Ali	.317	66	199	22	63	9	3	0	17	12	24	6	4	
Cole, Hunter	.271	126	469	57	127	25	3	13	62	31	115	2	4	
Duggar, Steven	.321	60	243	35	78	16	4	1	24	28	51	9	7	
Ford, Darren	.238	70	223	36	53	8	2	0	15	30	56	13	4	
Hinojosa, C.J	.248	57	226	27	56	7	2	3	19	20	43	1	0	
Horan, Tyler	.265	93	287	43	76	12	4	12	36	31	79	4	3	
Jones, Ryder	.247	126	473	49	117	26	0	15	67	26	79	1	2	
Lerud, Steven	.229	60	170	24	39	7	0	1	19	38	50	0	0	
Moncrief, Carlos	.261	72	176	27	46	11	0	5	22	28	38	6	0	
Moreno, Rando	.215	47	177	15	38	10	0	0	11	10	29	1	3	
Oropesa, Ricky	.219	68	233	23	51	8	0	9	31	24	66	0	0	
Polonius, John	.333	3	6	2	2	0	1	0	0	1	2	0	0	
Schroder, Myles	.272	66	250	28	68	12	1	2	21	11	45	5	1	
Shaw, Chris	.246	60	232	26	57	16	4	5	30	20	55	0	0	
Slater, Austin	.317	41	145	20	46	8	1	5	25	24	36	6	1	
Turner, Ben	.176	5	17	2	3	0	0	0	0	1	2	0	0	
Villalona, Angel	.143	24	56	4	8	2	0	1	5	6	20	0	0	
Winn, Matt	.250	15	56	6	14	3	0	2	4	3	12	0	0	
Zambrano, Eliezer	.185	33	81	5	15	3	0	0	4	4	12	0	1	
TOTALS	.257	141	4737	561	1217	243	29	83	523	405	1034	62	37	
PITCHER	W-L	ERA	G	GS	CG	SHO	SV	IP	H	R	ER	HR	BB	SO
Alvarado, Carlos	1-0	2.79	16	0	0	0	0	19.1	13	7	6	2	0	24
Beede, Tyler	8-7	2.81	24	24	1	1	0	147.1	136	58	46	9	53	135
Black, Ray	1-4	4.88	35	0	0	0	6	31.1	17	17	17	1	32	53
Casilla, Jose	2-3	3.59	32	0	0	0	0	47.2	53	22	19	5	17	33
Claiborne, Preston	2-1	2.38	34	0	0	0	3	45.1	30	15	12	4	13	49
Coonrod, Sam	4-3	3.03	13	13	0	0	0	77.1	59	33	26	7	38	52
Crick, Kyle	4-11	5.04	23	23	0	0	0	109.0	110	72	61	8	67	86
Gage, Matt	9-7	3.38	23	23	1	0	0	136.0	130	55	51	2	34	106
Gregorio, Joan	0-2	2.33	5	5	0	0	0	27.0	15	7	7	1	6	30
Horan, Tyler	0-0	45.00	1	0	0	0	0	1.0	4	5	5	1	2	2
Johnson, Chase	1-4	3.27	24	7	0	0	5	52.1	47	21	19	2	18	37
Jones, Christian	2-6	3.98	48	1	0	0	1	63.1	54	29	28	2	28	47
Kickham, Mike	0-1	6.75	6	0	0	0	0	10.2	20	10	8	0	4	7
Martinez, Rodolfo	0-3	6.65	25	0	0	0	3	23.0	29	17	17	1	15	17
McCormick, Phil	1-0	2.38	9	0	0	0	0	11.1	10	4	3	0	3	5
Mejia, Adalberto	3-2	1.94	11	11	0	0	0	65.0	48	16	14	4	16	58
Mizenko, Tyler	2-7	4.31	51	0	0	0	2	54.1	61	32	26	7	25	41
Molina, Nestor	2-0	2.95	4	3	0	0	0	18.1	16	8	6	2	3	13
Nathan, Joe	1-0	.00	6	0	0	0	2	6.0	3	0	0	0	1	7
Osich, Josh	0-1	18.00	2	0	0	0	0	1.0	1	2	2	0	4	2
Reynolds, Matt	0-0	.00	8	0	0	0	0	5.0	2	0	0	0	1	7
Rodriguez, Pedro	1-2	6.59	10	0	0	0	0	13.2	16	15	10	2	6	8
Rogers, Tyler	1-1	.77	35	0	0	0	10	35.0	25	8	3	0	8	24
Slania, Dan	7-6	2.50	27	10	0	0	0	82.2	68	30	23	6	22	79
Smith, Jake	2-1	7.08	22	0	0	0	1	20.1	17	19	16	1	23	26
Suarez, Andrew	7-7	3.95	19	19	0	0	0	114.0	129	61	50	11	24	90
Taylor, Cory	1-0	.75	2	2	0	0	0	12.0	10	4	1	0	5	10
TOTALS	62-79	3.48	141	141	2	12	33	1229.1	1123	567	476	78	468	1048



PLAYER	AVG	G	AB	R	H	2B	3B	HR	RBI	BB	SO	SB	CS	
Arnold, Jeff	.184	61	185	19	34	10	1	6	22	29	70	0	1	
Bednar, Brandon	.280	117	411	54	115	24	1	1	34	26	63	2	2	
Bennett, T.J.	.242	24	66	11	16	6	1	1	4	6	12	0	0	
Carbonell, Daniel	.242	55	190	21	46	11	1	4	22	11	39	5	2	
Castillo, Ali	.297	34	101	1	30	3	0	0	7	6	9	1	2	
Cole, Hunter	.249	83	281	29	70	20	5	7	34	31	64	2	1	
Crawford, Brandon	.500	2	8	1	4	1	0	0	0	0	0	0	0	
Davis, Dylan	.217	99	327	32	71	17	0	10	38	26	92	0	0	
Garcia, Aramis	.282	22	78	11	22	12	0	0	8	9	21	0	0	
Garcia, Carlos	.242	47	132	15	32	4	1	2	12	3	20	6	3	
Gindl, Caleb	.284	44	169	27	48	4	7	8	25	14	35	0	1	
Gomez, Miguel	.305	78	308	43	94	19	2	8	38	12	36	0	0	
Heathcott, Slade	.262	93	347	52	91	20	2	12	33	37	88	8	6	
Hinojosa, C.J.	.265	99	373	47	99	16	0	4	35	31	42	5	4	
Hobson, K.C.	.246	56	203	26	50	5	1	11	35	17	55	1	0	
Horan, Tyler	.218	33	78	6	17	3	1	1	9	7	22	0	2	
Lollis, Ryan	.230	57	165	9	38	4	0	0	13	10	25	1	1	
Moreno, Rando	.200	68	185	13	37	5	0	0	16	12	25	3	3	
Nunez, Eduardo	.333	1	3	1	1	1	0	0	0	0	1	0	0	
Sands, Jerry	.298	64	215	30	64	17	4	5	28	38	44	3	1	
Schroder, Myles	.259	89	332	47	86	22	4	7	30	36	76	4	1	
Shaw, Chris	.301	37	133	16	40	10	0	6	29	18	26	0	0	
Sonabend, Adam	.231	4	13	1	3	1	0	0	2	1	2	0	0	
Winn, Matt	.125	12	40	3	5	0	0	0	0	7	17	0	0	
Zambrano, Eliezer	.200	35	115	4	23	2	1	0	4	3	19	0	1	
TOTALS	.250	140	4591	523	1148	238	33	93	485	399	971	41	31	
PITCHER	W-L	ERA	G	GS	CG	SHO	SV	IP	H	R	ER	HR	BB	SO
Alvarado, Carlos	1-4	3.22	43	0	0	0	2	58.2	50	21	21	6	28	70
Balester, Collin	1-4	2.75	12	1	0	0	1	19.2	15	7	6	1	3	21
Black, Vic	1-1	5.28	19	0	0	0	0	29.0	27	20	17	2	28	16
Cabrera, Yordy	0-1	7.04	11	0	0	0	0	15.1	25	15	12	3	10	11
Coonrod, Sam	4-11	4.69	24	18	0	0	0	103.2	96	62	54	7	42	94
Cyr, Tyler	5-2	2.19	47	0	0	0	18	49.1	50	20	12	3	20	57
Flores, Jose	3-1	2.09	19	7	0	0	0	47.1	33	12	11	0	15	45
Gage, Matt	4-4	2.88	13	13	1	1	0	78.0	77	25	25	5	20	55
Gindl, Caleb	1-0	0.00	1	0	0	0	0	2.0	1	0	0	0	3	2
Hall, Cody	4-2	2.79	25	0	0	0	1	29.0	23	10	9	3	12	40
Halstead, Ryan	2-0	4.56	26	0	0	0	0	23.2	28	13	12	3	7	21
Herb, Tyler	2-3	2.76	10	10	1	0	0	65.1	61	27	20	5	18	48
Horan, Tyler	1-0	9.00	1	0	0	0	0	1.0	1	1	1	0	2	0
Johnson, Jordan	4-6	4.48	21	15	0	0	0	92.1	89	51	46	12	37	65
Johnson, Stephen	0-1	9.82	6	0	0	0	0	3.2	3	5	4	2	3	4
Jones, Christian	0-3	5.33	20	0	0	0	1	25.1	34	16	15	2	12	24
Lollis, Ryan	0-0	0.00	1	0	0	0	0	1.0	0	0	0	0	2	0
Lujan, Matt	4-5	4.99	15	11	0	0	0	70.1	88	39	39	8	18	55
Martin, Jarret	4-2	2.04	37	1	0	0	1	39.2	22	9	9	0	30	40
Martinez, Rodolfo	0-0	5.63	8	0	0	0	0	8.0	12	7	5	0	5	5
McNamara, Dillon	0-3	5.48	8	6	0	0	0	21.1	19	14	13	3	12	11
McNamara, Dillon	0-5	5.73	18	6	0	0	1	33.0	32	23	21	5	20	23
Moreno, Rando	0-0	18.00	2	0	0	0	0	2.0	4	4	4	1	2	0
Moronta, Reyes	0-1	4.00	19	0	0	0	5	18.0	15	9	8	1	12	26
Pino, Luis	0-0	11.66	9	0	0	0	0	14.2	26	19	19	0	8	10
Reed, Nate	3-2	6.40	11	8	0	0	0	52.0	62	39	37	6	26	44
Rosin, Seth	2-1	4.67	22	1	0	0	0	27.0	31	14	14	6	7	26
Slania, Dan	5-3	3.59	13	13	1	1	0	80.1	81	35	32	5	28	55
Snelten, D.J.	4-1	1.66	15	0	0	0	0	21.2	19	6	4	0	5	28
Suarez, Andrew	4-4	2.96	11	11	0	0	0	67.0	72	30	22	3	15	55
Taylor, Cory	4-11	4.30	25	24	2	1	0	127.2	125	66	61	9	58	100
Young, Pat	0-1	8.59	5	1	0	0	0	7.1	11	7	7	0	9	4
TOTALS	63-77	4.04	140	140	5	8	29	1201.1	1200	603	539	96	497	1032





PLAYER	AVG	G	AB	R	H	2B	3B	HR	RBI	BB	SO	SB	CS	
Arenado, Jonah	.200	102	340	28	68	20	0	5	39	19	72	1	2	
Arnold, Jeff	.175	50	137	15	24	5	0	3	16	17	62	0	0	
Brown, Tyler	.316	8	19	5	6	1	0	0	3	1	5	2	0	
Carbonell, Daniel	.071	4	14	0	1	0	0	0	1	2	6	0	0	
Castillo, Ali	.255	111	329	43	84	17	4	2	30	23	35	6	8	
Davis, Dylan	.237	125	430	49	102	27	2	13	55	30	113	4	2	
Dobson, Dillon	.172	71	180	24	31	7	0	6	15	25	65	2	3	
Freeman, Ronnie	.194	12	31	1	6	0	0	0	2	5	8	0	0	
Garcia, Aramis	.233	80	301	36	70	14	1	11	33	20	76	0	1	
Gindl, Caleb	.304	68	207	24	63	14	1	3	28	22	33	0	1	
Gomez, Miguel	.313	53	192	16	60	12	4	4	25	7	28	1	0	
Hill, Nick	.250	2	4	0	1	0	0	0	2	0	1	0	1	
Hinojosa, C.J.	.261	67	253	26	66	14	1	3	26	24	28	5	3	
Hobson, K.C.	.220	18	50	6	11	3	0	3	6	7	23	0	1	
Howard, Ryan	.273	117	422	44	115	32	4	4	50	39	55	9	5	
Jebavy, Ronnie	.168	76	238	29	40	6	2	4	23	29	73	10	3	
Lipka, Matt	.240	123	304	47	73	12	5	4	30	40	57	21	8	
Polonius, John	.222	37	81	12	18	4	0	1	7	9	17	3	0	
Riley, John	.250	26	60	8	15	3	1	1	8	7	26	1	0	
Rodriguez, Luigi	.271	114	380	54	103	13	5	14	51	38	119	15	10	
Sands, Jerry	.258	78	252	41	65	24	0	13	39	34	65	3	0	
Winn, Matt	.255	19	51	4	13	6	0	1	4	6	21	0	0	
TOTALS	.240	139	4403	527	1056	240	30	97	500	409	1041	83	48	
PITCHER	W-L	ERA	G	GS	CG	SHO	SV	IP	H	R	ER	HR	BB	SO
Anderson, Shaun	6-5	3.45	17	16	0	0	0	94.0	93	42	36	9	22	93
Black, Ray	0-0	0.90	10	0	0	0	4	10.0	4	2	1	0	4	20
Camarena, Daniel	0-0	2.57	1	1	0	0	0	7.0	6	4	2	1	1	2
Connolly, Mike	3-4	5.11	20	7	0	0	0	61.2	64	35	35	4	24	48
Cyr, Tyler	0-1	6.00	8	0	0	0	3	9.0	7	6	6	0	6	8
Diaz, Carlos	2-0	3.12	32	0	0	0	0	40.1	32	15	14	1	23	36
Flores, Jose	0-1	6.94	6	2	0	0	0	11.2	20	10	9	0	5	9
Gage, Matt	0-2	3.18	4	4	0	0	0	22.2	24	12	8	3	3	15
Gardeck, Ian	0-0	0.00	6	0	0	0	0	6.0	5	3	0	0	3	6
Gindl, Caleb	0-1	0.00	1	0	0	0	0	0.2	0	1	0	0	1	0
Halstead, Ryan	4-4	2.72	32	0	0	0	0	56.1	52	24	17	5	15	51
Heston, Chris	1-0	5.00	3	1	0	0	0	9.0	10	5	5	1	3	7
Hill, Taylor	0-8	5.40	14	10	0	0	0	51.2	66	38	31	10	11	37
Johnson, Chase	2-5	3.86	18	18	0	0	0	58.1	52	31	25	3	21	37
Johnson, Jordan	6-7	3.63	15	15	2	0	0	79.1	80	38	32	3	31	77
Knight, Dusten	4-1	2.27	20	0	0	0	4	35.2	26	12	9	2	10	35
LaMarche, Will	0-1	5.28	15	0	0	0	0	30.2	37	19	18	6	14	29
Lannoo, Peter	0-0	0.00	1	0	0	0	0	1.2	2	0	0	0	0	2
McCasland, Jake	4-7	4.66	32	14	0	0	0	106.1	117	61	55	7	43	75
McNamara, Dillon	4-2	1.20	33	0	0	0	7	45.0	29	15	6	0	8	50
Menez, Conner	6-4	4.38	15	15	0	0	0	74.0	73	37	36	1	34	92
Overton, Connor	0-1	4.91	7	2	0	0	0	18.1	23	12	10	3	7	19
Parra, Olbis	0-0	0.00	2	0	0	0	0	4.0	3	1	0	0	1	1
Rheault, Dylan	0-0	3.38	2	0	0	0	0	2.2	4	2	1	0	4	4
Riggs, Nolan	0-1	9.00	2	0	0	0	0	6.0	5	6	6	0	4	9
Rubio, Frank	1-0	4.50	1	0	0	0	0	4.0	5	2	2	0	0	3
Ruotolo, Patrick	1-1	2.42	23	0	0	0	4	26.0	18	7	7	5	10	36
Samardzija, Jeff	0-0	0.00	1	1	0	0	0	4.0	1	0	0	0	1	1
Simpson, Caleb	4-3	1.53	29	0	0	0	10	29.1	22	10	5	0	29	37
Slania, Dan	1-3	2.43	47	1	0	0	1	70.1	51	20	19	7	21	69
Taylor, Cory	8-1	3.95	11	11	0	0	0	54.2	53	24	24	8	27	31
Van Gorp, Franklin	0-0	12.00	1	0	0	0	0	3.0	3	4	4	1	1	3
Webb, Logan	1-2	3.82	6	6	0	0	0	30.2	30	16	13	4	11	26
Williams, Garrett	3-9	6.06	33	15	0	0	1	81.2	96	63	55	6	61	73
Wolff, Sam	1-2	6.91	22	0	0	0	5	27.1	36	24	21	1	16	38
TOTALS	62-76	3.91	139	139	2	6	39	1173.0	1149	601	510	91	475	1079





FLYING SQUIRRELS IN MLB

PLAYER	RIC Debut	RIC Years	MLB Debut	Teams
Darren Ford, OF	4/8/2010	2010-11, '16	9/1/2010	San Francisco ('10-'11)
Brandon Belt, 1B/OF	7/3/2010	2010	3/31/2011	San Francisco ('11-'18)
Brandon Crawford, SS	4/8/2010	2010, '17	5/27/2011	San Francisco ('11-'18)
Henry Sosa, RHP	6/7/2011	2011	8/10/2011	Houston ('11)
Eric Surkamp, LHP	4/8/2011	2011	8/27/2011	San Francisco ('11, '13), Chicago-AL ('14), Los Angeles-NL ('15), Oakland ('16)
Dan Otero, RHP	4/8/2011	2011	4/7/2012	San Francisco ('12), Oakland ('13-'15), Cleveland ('16-'18)
Charlie Culberson, INF	4/7/2011	2011	5/13/2012	San Francisco ('12), Colorado ('13-'14), Los Angeles-NL ('16-'17), Atlanta ('18)
Ryan Verdugo, LHP	4/1/2011	2011	7/17/2012	Kansas City ('12)
Francisco Peguero, OF	6/23/2011	2011	8/25/2012	San Francisco ('14-'15)
Thomas Neal, OF	4/8/2010	2010	9/2/2012	Cleveland ('12), New York-AL ('13), Chicago-NL ('13)
Tyler Graham, OF	4/8/2010	2010, '14	9/7/2012	Arizona ('12)
Nick Noonan, INF	4/8/2010	2010-11	4/3/2013	San Francisco ('13, '15), San Diego ('16)
Mike Kickham, LHP	4/9/2012	2012, '16	5/28/2013	San Francisco ('13-'14)
Juan Pérez, OF/INF	4/7/2011	2011-12	6/9/2013	San Francisco ('13-'15)
Jake Dunning, RHP	4/5/2012	2012	6/16/2013	San Francisco ('13-'14)
Roger Kieschnick, OF	4/8/2010	2010-11	7/31/2013	San Francisco ('13), Arizona ('14)
Heath Hembree, RHP	6/6/2011	2011	9/3/2013	San Francisco ('13), Boston ('14-'18)
Johnny Monell, C	4/7/2011	2011-12	9/5/2013	San Francisco ('13), New York-NL ('15)
Ehire Adrianza, INF	4/5/2012	2012-13	9/8/2013	San Francisco ('13-'16), Minnesota ('17-'18)
Joe Panik, INF	4/4/2013	2013	6/21/2014	San Francisco ('14-'18)
Adam Duvall, INF/OF	4/4/2013	2013	6/26/2014	San Francisco ('14), Cincinnati ('15-'18), Atlanta ('18)
Andrew Susac, C	4/4/2013	2013	7/26/2014	San Francisco ('14-'15), Milwaukee ('16-'17), Baltimore ('18)
Matt Duffy, INF	4/3/2014	2014	8/1/2014	San Francisco ('14-'16), Tampa Bay ('16, '18)
Jackson Williams, C	4/8/2010	2010-11, '15	8/27/2014	Colorado ('14), San Francisco ('15)
Edwin Escobar, LHP	7/13/2013	2013	8/27/2014	Boston ('14), Arizona ('16)
Hunter Strickland, RHP	5/22/2014	2014	9/1/2014	San Francisco ('14-'18)
Chris Dominguez, INF/OF	6/6/2011	2011-12	9/3/2014	San Francisco ('14), Cincinnati ('15)
Gary Brown, OF/INF	4/5/2012	2012	9/3/2014	San Francisco ('14)
Brett Bochy, RHP	4/7/2012	2012	9/13/2014	San Francisco ('14-'15)
Chris Heston, RHP	4/7/2012	2012, '18	9/13/2014	San Francisco ('14-'16), Seattle ('17), Minnesota ('17)
Jarrett Parker, OF	4/4/2013	2013-14	6/13/2015	San Francisco ('15-'17)
Josh Osich, LHP	7/2/2013	2013-16	7/3/2015	San Francisco ('15-'18)
Ryan Lollis, OF/INF	9/2/2011	2011, '13-'15, '17	7/4/2015	San Francisco ('15)
Kelby Tomlinson, INF	7/23/2013	2013-15	8/3/2015	San Francisco ('15-'18)
Cody Hall, RHP	6/30/2013	2013-14, '17	9/3/2015	San Francisco ('15), Miami ('16)
Mac Williamson, OF	4/9/2015	2015	9/23/2015	San Francisco ('15-'18)
Joe Biagini, RHP	4/13/2015	2015	4/8/2016	Toronto ('16-'18)
Derek Law, RHP	4/5/2014	2014-15	4/15/2016	San Francisco ('16-'18)
Steven Okert, LHP	6/14/2014	2014	4/19/2016	San Francisco ('16-'18)
Tommy Joseph, 1B/C	4/5/2012	2012	5/13/2016	Philadelphia ('16-'17)
Chris Stratton, RHP	7/30/2014	2014-15	5/30/2016	San Francisco ('16-'18)
Adalberto Mejía, LHP	4/5/2015	2014-16	8/20/2016	Minnesota ('16-'18)
Kelvin Marte, LHP	4/8/2014	2014-15	9/3/2016	Pittsburgh ('16)
Ty Blach, LHP	4/3/2014	2014	9/5/2016	San Francisco ('16-'18)
Jake Smith, RHP	4/15/2016	2016	9/7/2016	San Diego ('16)
Christian Arroyo, INF	4/7/2016	2016	4/24/2017	San Francisco ('17), Tampa Bay ('18)
Austin Slater, OF/INF	6/26/2015	2015-16	6/2/2017	San Francisco ('17-'18)
Kyle Crick, RHP	4/6/2014	2014-16	6/22/2017	San Francisco ('17), Pittsburgh ('18)
Ryder Jones, INF	4/7/2016	2016	6/24/2017	San Francisco ('17-'18)
Dan Slania, RHP	8/5/2014	2014, '16-'18	6/30/2017	San Francisco ('17)
Miguel Gomez, INF	4/6/2017	2017-18	7/7/2017	San Francisco ('17-'18)
Carlos Moncrief, OF	4/7/2016	2016	7/29/2017	San Francisco ('17)
Fabio Castillo, RHP	4/4/2013	2013	9/2/2017	Los Angeles-NL ('17)
Reyes Moronta, RHP	4/8/2017	2017	9/5/2017	San Francisco ('17-'18)
Tyler Beede, RHP	6/5/2015	2015-16	4/10/2018	San Francisco ('18)
Andrew Suarez, LHP	5/12/2016	2016-17	4/11/2018	San Francisco ('18)
D.J. Snelton, LHP	4/8/2017	2017	4/28/2018	San Francisco ('18)
Steven Duggar, OF	6/30/2016	2016	7/8/2018	San Francisco ('18)
Ray Black, RHP	4/9/2016	2016, '18	7/8/2018	San Francisco ('18)
Chris Shaw, OF/1B	6/30/2016	2016-17	8/31/2018	San Francisco ('18)
Aramis Garcia, C/1B	8/2/2017	2017-18	8/31/2018	San Francisco ('18)



ALL-TIME ROSTER (ALPHABETICAL)

A	
ADRIANZA, Ehire (SS)	2012-13
ALVARADO, Carlos (RHP).....	2014, 2016-17
AMBORT, Michael (1B).....	2010
AMION, Richard (INF).....	2016
ANDERS, Luke (1B/DH).....	2012
ANDERSON, Shaun (RHP).....	2018
ARENADO, Jonah (3B).....	2018
ARNOLD, Jeff (C).....	2014, 2016-18
ARROYO, Christian (INF)	2016

B	
BALESTER, Collin (RHP)+++	2017
BANDILLA, Bryce (LHP).....	2014
BEEDE, Tyler (RHP)	2015-16
BEDNAR, Brandon (INF).....	2016-17
BELT, Brandon (1B/OF)	2010
BELTRE, Engel (OF)+++	2015
BENNETT, T.J. (1B).....	2016-17
BIAGINI, Joe (RHP)	2015
BIERY, Drew (1B).....	2011
BLAIR, Elliott (OF).....	2014
BLACH, Ty (LHP)	2014
BLACK, Ray (RHP)	2016, 2018
BLACK, Vic (RHP)+++	2017
BLACKBURN, Clayton (RHP).....	2014
BOCHY, Brett (RHP)	2012
BOND, Brock (INF).....	2010
BOWLIN, Drew (RHP).....	2011, 2013
BOYER, Brad (INF).....	2010
BRADLEY, Ryan (LHP).....	2013-14
BROWN, Gary (OF)	2012
BROWN, Tyler (2B).....	2018

C	
CABRERA, Yordy (RHP).....	2017
CAIN, Matt (RHP)+++	2015
CAMARENA, Daniel (LHP).....	2018
CARBONELL, Daniel (OF).....	2015, 2017-18
CARIGNAN, Andrew (RHP)+++	2014
CASILLA, Jose (RHP).....	2014, 2015-16
CASTILLO, Ali (INF).....	2016-18
CASTILLO, Fabio (RHP)	2013
CAVAN, Ryan (2B).....	2012
CHRISTIAN, Justin (OF)+++	2011
CLAIBORNE, Preston (RHP)+++	2016
CIRIACO, Juan (INF).....	2010, 2012-13, 2015
CLARK, Craig (LHP).....	2010
COLE, Hunter (OF).....	2015-17
COONROD, Sam (RHP).....	2016-17
CONNELLY, Mike (RHP).....	2018
CORREA, Hector (RHP).....	2011
COVA, Rafael (RHP).....	2010
CRAWFORD, Brandon (SS)	2010, 2017
CRICK, Kyle (RHP)	2014-16
CULBERSON, Charlie (2B)	2011
CYR, Tyler (RHP).....	2017-18

D	
D'ALESSIO, Andy (1B).....	2010
DAVIS, Dylan (OF).....	2017-18
DELFINO, Mitch (3B).....	2015
DIAZ, Carlos (LHP).....	2015, 2018
DOBSON, Dillon (OF).....	2018
DOMINGUEZ, Chris (3B/OF)	2011-12
DOWDY, Justin (LHP).....	2011
DUFFY, Matt (SS)	2014
DUGGAR, Steven (OF)	2016
DUNNING, Jake (RHP)	2012
DUNNINGTON, Jacob (RHP).....	2012
DUVALL, Adam (3B)	2013

E	
ESCOBAR, Edwin (LHP)	2013
ESCHLEMAN, John (INF/OF).....	2012

F	
FAIRLEY, Wendell (OF).....	2011-12
FITZGERALD, Justin (RHP).....	2011-13
FLEET, Austin (RHP).....	2011-12, 2014
FLORES, Jose (INF/OF).....	2011-12
FLORES, Jose (RHP).....	2017-18
FORD, Darren (OF)	2010-11, 2016
FREEMAN, Ronnie (C).....	2018

G	
GAGE, Matt (LHP).....	2015-18
GALINDO, Jesus (OF).....	2015
GARCIA, Aramis (C)	2017-18
GARCIA, Carlos (INF/OF).....	2017
GARDECK, Ian (RHP).....	2018
GILLASPIE, Conor (3B)+++	2010
GINDL, Caleb (OF)+++	2017-18
GOMEZ, Miguel (2B)	2017-18
GLOOR, Chris (LHP).....	2012-13
GRAHAM, Tyler (OF)	2010, 2014
GREGORIO, Joan (RHP).....	2015-16

H	
HALL, Cody (RHP)	2013-14, 2017
HALSTEAD, Ryan (RHP).....	2017-18
HARRIS, Devin (OF).....	2014-15
HEATHCOTT, Slade (OF)+++	2017
HERN, Tyler (RHP).....	2017
HEMBREE, Heath (RHP)	2011
HERB, Tyler (RHP).....	2017
HERRERA, Javier (OF).....	2013, 2015
HESTON, Chris (RHP)	2012, 2018
HILL, Nick (OF).....	2018
HILL, Taylor (RHP)+++	2018
HINOJOSA, C.J. (SS).....	2016-18
HINSHAW, Alex (LHP)+++	2011
HOBSON, K.C. (INF/OF).....	2017-18
HODGES, Wes (1B).....	2011-12
HORAN, Tyler (OF).....	2016-17
HOWARD, Ryan (OF).....	2018

J	
JAVIER, Omar (RHP).....	2013
JEBAVY, Ronnie (OF).....	2018
JOHNSON, Chase (RHP).....	2015-16, 2018
JOHNSON, Chris (RHP).....	2015-16
JOHNSON, Jordan (RHP).....	2017-18
JOHNSON, Stephen (RHP).....	2015, 2017
JONES, Christian (LHP).....	2016-17
JONES, Ryder (1B/3B)	2016
JOSEPH, Tommy (C)	2012

K	
KICKHAM, Mike (LHP)	2012, 2016
KIESCHNICK, Roger (OF)	2010-11
KLIMAS, Matt (C).....	2010
KNIGHT, Dusten (RHP).....	2018
KRILL, Brett (OF).....	2013-14
KOSHANSKY, Joe (1B)+++	2011

L	
LaMARCHE, Will (RHP).....	2018
LANNOO, Peter (RHP).....	2018
LARA, Braulio (LHP).....	2015
LAW, Derek (RHP)	2014-15
LA TORRE, Tyler (C).....	2010, 2013-14
LERUD, Steve (C)+++	2016
LILES, Nick (OF).....	2012
LIPKA, Matt (OF).....	2018
LISSION, Mario (3B).....	2014
LIVELY, Mitch (RHP).....	2010-11
LOFGREN, Chuck (LHP).....	2011
LOLLIS, Ryan (OF)	2011, 2013-15, 2017
LORMAND, Ryan (INF).....	2010-11
LOWENSTEIN, Aaron (C).....	2010-11
LUJAN, Matthew (LHP).....	2015, 2017

M	
MacDONALD, Mike (RHP)	2010
MADAY, Daryl (RHP)	2010-13
MAIN, Michael (RHP)	2010
MARTE, Kelvin (LHP)	2014-15
MARTIN, Adrian (RHP)	2010
MARTIN, Jarret (LHP)	2017
MARTINEZ-ESTEVE, Eddy (OF)	2010
MARTINEZ, Rodolfo (RHP)	2016-17
MATOS, Osiris (RHP)++	2011
MAYORA, Daniel (3B)	2012
MCBRYDE, Mike (OF)	2011
MCCASLAND, Jake (RHP)	2018
MCCORMICK, Phil (LHP)	2013-16
MCMANARA, Dillon (RHP)	2017-18
MEJIA, Adalberto (LHP)	2014-16
MENEZ, Conner (LHP)	2018
MILLER, Blake (2B)	2014-15
MINICOZZI, Mark (INF/OF)	2012-13
MITCHELL, Russ (INF/OF)++	2012
MIXON, David (RHP)	2010-11
MIZENKO, Tyler (RHP)	2015-16
MOLINA, Nestor (RHP)	2016
MOSS, Brad (C)	2013
MONCRIEF, Carlos (OF)	2016
MONELL, Johnny (C)	2011-12
MORENO, Rando (SS)	2015-17
MORONTA, Reyes (RHP)	2017
N	
NAVARRO, Jesus (C)	2013
NATHAN, Joe (RHP)++	2016
NEAL, Thomas (OF)	2010
NOONAN, Nick (2B)	2010-11
NUNEZ, Eduardo (INF)++	2017
O	
OKERT, Stephen (LHP)	2014
OROPESA, Ricky (1B)	2013-16
OSICH, Josh (LHP)	2013-16
OTERO, Dan (RHP)	2011
OVERTON, Connor (RHP)	2018
P	
PANIK, Joe (INF)	2013
PARKER, Jarrett (OF)	2013-14
PARRA, Olbis (RHP)	2018
PEGUERO, Francisco (OF)	2011
PEREZ, Juan (OF)	2011-12
PENA JR., Tony (RHP)++	2010
PINO, Luis (RHP)	2017
POLONIUS, John (SS)	2016, 2018
Q	
QUINOWSKI, David (LHP)	2010-11
QUINARTE, Edwin (RHP)	2011-15
R	
RAY, Ronnie (RHP)	2010-11
REED, Nate (LHP)	2017
REICHARD, Andy (RHP)	2012
RELAFFORD, Travis (INF)	2013
REYNOLDS, Matt (LHP)++	2016
RHEAULT, Dylan (RHP)	2018
RIGGS, Nolan (RHP)	2018
RILEY, John (C)	2018
RODRIGUEZ, Luigi (OF)	2018
RODRIGUEZ, Pedro (RHP)	2015-16
RODRIGUEZ, Wilmin (LHP)	2010-11
ROGERS, Taylor (RHP)	2013
ROGERS, Tyler (RHP)	2015-16
ROJAS, Nestor (C)	2010
ROMERO, Felix (RHP)	2010
RONICK, Ari (LHP)	2012
ROSIN, Seth (RHP)++	2017
RUBIO, Frank (RHP)	2018
RUOTOLO, Pat (RHP)	2018
S	
SAMARDZIJA, Jeff (RHP)++	2018
SANDS, Jerry (OF/1B)++	2017-18
SCHOOP, Sharon (INF)	2010-11
SCHRODER, Myles (INF)	2014-17
SCHUMER, Justin (RHP)	2011
SHAW, Chris (1B)	2016-17
SHUMAN, Scott (RHP)	2013
SIM, Eric (C)	2014
SIMPSON, Caleb (RHP)	2018
SISCO, Andy (LHP)++	2010
SLANIA, Dan (RHP)	2014, 2016-18

SLATER, Austin (INF/OF)	2015-16
SMITH, Jake (RHP)	2016
SNELTON, D.J. (LHP)	2017
SNODGRASS, Jack (LHP)	2013-15
SOSA, Henry (RHP)	2011
SONABEND, Adam (C)	2015, 2017
STEVENS, Jake (LHP)	2010
STEVENSON, Jason (LHP)	2011-12
STOFFEL, Jason (RHP)	2011
STRATTON, Chris (RHP)	2014-15
STRICKLAND, Hunter (RHP)	2014
STROMSMOE, Skylar (INF/OF)	2010-11, 2013-15
SUAREZ, Andrew (LHP)	2016-17
SUSAC, Andrew (C)	2013
SURKAMP, Eric (LHP)	2011

T	
TANNER, Clayton (LHP)	2010-11
TAYLOR, Cory (RHP)	2016-18
TELLER, Carlos (LHP)	2013
TIMPNER, Clay (OF)	2010
TOMLINSON, Kelby (INF)	2013-15
TURPEN, Daniel (RHP)	2010
TURNER, Ben (C)	2016

V	
VALDEZ, Jose (RHP)	2013
VAN GURP, Franklin (RHP)	2018
VERDUGO, Ryan (LHP)	2011
VESSELLA, Tom (LHP)	2011-13
VILLALONA, Angel (1B)	2013-16
VOGELSONG, Ryan (RHP)++	2013

W	
WAGNER, Mark (C)	2013
WEBB, Logan (RHP)	2018
WEEKS, Joel (INF/OF)	2011-12
WESTCOTT, Craig (RHP)	2010, 2012-13
WHITAKER, Craig (RHP)	2010
WILLIAMS, Garrett (LHP)	2018
WILLIAMS, Jackson (C)	2010-11, 2015
WILLIAMSON, Mac (OF)	2015
WILSON, Chris (RHP)	2012
WINN, Matt (C)	2016-18
WOLFF, Sam (RHP)	2018

Y	
YOUNG, Pat (RHP)	2017

Z	
ZAMBRANO, Eliezer (C)	2010-17

MANAGERS & COACHES

ALGUACIL, Jose (Manager)	2015
BORG, Hector (Coach)	2016
CRAM, Jerry (Coach)	2014
DISHMAN, Glenn (Pitching Coach)	2018
GRIMSLEY, Ross (Pitching Coach)	2010-14
HAINES, Kyle (Manager)	2017
HARRIS, Willie (Manager)	2018
JOYCE, Ken (Hitting Coach)	2011-15
KLINE, Steve (Pitching Coach)	2015-17
MACHEMER, Dave (Manager)	2011-13
MORALES, Francisco (Hitting Coach)	2018
MORMAN, Russ (Hitting/Manager)	2010, 2014
NAVA, Lipso (Hitting Coach)	2017
OJEDA, Miguel (Manager)	2016
SKEELS, Andy (Manager)	2010
ZAMBRANO, Eliezer (Bulpen Coach)	2018

TRAINING STAFF

BOSE, Jim (Strength & Conditioning)	2012
GETSOFF, David (Athletic Trainer)	2014-16
GONZALEZ, Abe (Strength & Conditioning)	2010
HAVIG, Garrett (Athletic Trainer)	2017
KING, Andy (Strength & Conditioning)	2017
LAWSON, Brad (Strength & Conditioning)	2013
LIDGE, Mike (Strength & Conditioning)	2016
MEDICI, Jon (Strength & Conditioning)	2018
ORTEGA, Eric (Athletic Trainer)	2010-11
PETRA, L.J. (Athletic Trainer)	2012-13
SATO, Hiro (Athletic Trainer)	2018
SHERILL, Garrett (Strength & Conditioning)	2011
VISH, Adam (Strength & Conditioning)	2014

Bold - Reached Major Leagues

+++ - Played in MLB before first appearance with Richmond

SEASON TEAM FRANCHISE RECORDS

SEASON TEAM GENERAL RECORDS

Most Wins.....	79 (2014)
Most Losses.....	79 (2016)
Highest Winning Percentage.....	.556 (2014)
Lowest Winning Percentage.....	.440 (2016)
Most Home Wins.....	45 (2011)
Most Home Losses.....	37 (2018)
Most Road Wins.....	37 (2014)
Most Road Losses.....	43 (2016)
Best Division Record.....	48-32 / .600 (2014)
Most Wins, Month.....	19, 3x (June 2014, May 2015, July 2011)
Most Losses, Month.....	20 (May 2017)
Most Wins vs. One Club, Season.....	16 vs. Bowie (2010)
Most Losses vs. One Club, Season.....	16, 3x, vs. Altoona (2010), vs. Bowie (2011), vs. Altoona (2016)
High Winning % vs. Western Division Opponent.....	.900 (9-1) vs. Akron (2015)
Low Winning % vs. Western Division Opponent.....	.263 (5-14) vs. Harrisburg (2018)
Longest Winning Streak.....	7 games (4/27/10-5/3/10)
Longest Losing Streak.....	15 games (4/15/15-5/3/15)
Most Consecutive Wins to Begin a Season.....	2 (2015)
Most Consecutive Losses to Begin a Season.....	3, 2x (2012, 2016)
Most Consecutive Games Without an Error.....	7 (7/8/10-7/17/10)
Most Consecutive Games With an Error.....	10 (many times, last - 5/23/11-6/1/11)
Most Players Used.....	60 (2018)
Fewest Players Used.....	37 (2012)
Most Pitcher Used.....	35 (2018)
Fewest Pitchers Used.....	18 (2012)
Most Extra-Inning Games.....	17 (2012)
Most Extra-Inning Wins.....	13 (2012)
Most Extra-Inning Losses.....	11 (2016)
Most 1-0 Games Won.....	6 (2012)
Most 1-0 Games Lost.....	4 (2017)
Most Consecutive 1-0 Wins.....	2 (4/17/18-4/18/18)
Most Games, 10 or more runs scored.....	10 (2013)
Most Games, 10 or more runs allowed.....	14 (2013)
Most Games Over .500.....	23, 2x (64-41, 67-55 - 2014)
Most Games Under .500.....	22, 3x, (27-49, 47-69, 38-60 - 2016)

SEASON TEAM BATTING RECORDS

Highest Batting Average.....	.257 (2016)
Lowest Batting Average.....	.240 (2018)
Most At-Bats.....	4,764 (2010)
Most Runs Scored.....	611 (2013)
Fewest Runs Scored.....	503 (2015)
Most Hits.....	1,217 (2016)
Fewest Hits.....	1,056 (2018)
Most Doubles.....	243, 2x (2013, 2016)
Fewest Doubles.....	202 (2015)
Most Triples.....	47 (2010)
Fewest Triples.....	19, 2x (2012, 2013)
Most Home Runs.....	109 (2013)
Fewest Home Runs.....	61 (2015)
Most Grand Slams.....	3, 2x (2013, 2016)
Most Players, 10 or More Home Runs.....	5 (2013)
Most RBI.....	577 (2013)
Fewest RBI.....	462 (2015)
Most Total Bases.....	1,772 (2013)
Fewest Total Bases.....	1,586 (2015)
Most Base on Balls.....	510 (2014)
Fewest Base on Balls.....	333 (2015)
Most Intentional Walks.....	18 (2011)
Fewest Intentional Walks.....	8 (2016)
Most Strikeouts.....	1,115 (2013)
Fewest Strikeouts.....	957 (2012)
Most Stolen Bases.....	168 (2014)
Fewest Stolen Bases.....	41 (2017)
Most Caught Stealing.....	65 (2012)
Fewest Caught Stealing.....	31 (2017)

SEASON TEAM BATTING RECORDS (CONT.)

Highest Stolen Base Percentage.....	76% (2014)
Lowest Stolen Base Percentage.....	62% (2012)
Highest On-Base Percentage.....	.333 (2013)
Lowest On-Base Percentage.....	.302 (2011)
Highest Slugging Percentage.....	.383 (2013)
Lowest Slugging Percentage.....	.344 (2015)
Highest OPS.....	.716 (2013)
Lowest OPS.....	.647 (2015)
Most Sacrifice Flies.....	49 (2012)
Fewest Sacrifice Flies.....	33 (2015)
Most Sacrifice Hits.....	62 (2015)
Fewest Sacrifice Hits.....	32 (2018)
Most Batters Hit by Pitch.....	79 (2014)
Fewest Batters Hit by Pitch.....	33 (2018)
Most Double Plays.....	131 (2012)
Fewest Double Plays.....	93 (2011)
Most Times Shut Out.....	17 (2015)
Fewest Times Shut Out.....	6 (2016)

SEASON TEAM PITCHING RECORDS

Lowest ERA.....	3.12 (2015)
Highest ERA.....	4.13 (2013)
Most Complete Games.....	5 (2017)
Fewest Complete Games.....	1, 2x (2013, 2015)
Most Shutouts.....	15, 2x (2012, 2013)
Fewest Shutouts.....	5 (2018)
Most Saves.....	46 (2015)
Fewest Saves.....	29 (2017)
Most Save Opportunities.....	66 (2015)
Fewest Save Opportunities.....	48 (2017)
Most Innings Pitched.....	1,253.2 (2010)
Fewest Innings Pitched.....	1,173.0 (2018)
Most Hits Allowed.....	1,227 (2010)
Fewest Hits Allowed.....	1,107 (2015)
Most Runs Allowed.....	661 (2013)
Fewest Runs Allowed.....	488 (2015)
Most Earned Runs Allowed.....	585 (2013)
Fewest Earned Runs Allowed.....	426 (2015)
Most Home Runs Allowed.....	96 (2017)
Fewest Home Runs Allowed.....	52 (2015)
Most Hit by Pitch.....	56, 3x (2015, 2017, 2018)
Fewest Hit by Pitch.....	42 (2012)
Most Intentional Walks Issued.....	27 (2012)
Fewest Intentional Walks Issued.....	8 (2017)
Most Strikeouts.....	1,096 (2011)
Fewest Strikeouts.....	915 (2010)
Most Wild Pitches.....	104 (2018)
Fewest Wild Pitches.....	69 (2014)
Lowest WHIP.....	1.29, 2x (2015, 2016)
Highest WHIP.....	1.46 (2013)
Lowest Average Against.....	.242 (2015)
Highest Average Against.....	.262 (2017)
Most At-Bats Against.....	4,727 (2010)
Fewest At-Bats Against.....	4,485 (2018)
Most Batters Faced.....	5,360 (2013)
Fewest Batters Faced.....	5,179 (2015)
Most Holds.....	86 (2015)
Fewest Holds.....	40 (2013)
Most Starting Pitchers Used.....	17 (2018)
Fewest Starting Pitchers Used.....	9 (2012)

SEASON TEAM FIELDING RECORDS

Highest Fielding Percentage.....	.981 (2012)
Lowest Fielding Percentage.....	.974 (2018)
Most Errors.....	126 (2018)
Fewest Errors.....	104 (2012)
Most Passed Balls.....	28 (2013)
Fewest Passed Balls.....	14, 3x (2010, 2014, 2017)
Most Double Plays.....	167 (2010)
Most Outfield Assists.....	38 (2012)



SEASON INDIVIDUAL RECORDS

SEASON INDIVIDUAL BATTING RECORDS

Highest Batting Average*332 (Matt Duffy - 2014)
Left-Handed*290 (Clay Timpner - 2010)
Right-Handed*332 (Matt Duffy - 2014)
Switch*275 (Rando Moreno - 2015)
Lowest Batting Average*220 (Ehire Adrianza - 2012)
Left-Handed*237 (Nick Noonan - 2010)
Right-Handed*227 (Angel Villalona - 2014)
Switch*220 (Ehire Adrianza - 2012)
Most Games.....	137, 3x (Charlie Culberson - 2011), Daniel Mayora - 2012, Joe Panik - 2013)	
Most At-Bats.....	553 (Charlie Culberson - 2011)
Most Runs Scored.....	74 (Mark Minicozzi - 2013)
Most Hits.....	153 (Thomas Neal - 2010)
Left-Handed.....	141 (Conor Gillaspie - 2010)
Right-Handed.....	153 (Thomas Neal - 2010)
Switch.....	118 (Rando Moreno - 2015)
Pitcher.....	10 (Craig Westcott - 2012)
Most Doubles.....	40 (Thomas Neal - 2010)
Most Triples.....	10 (Juan Perez - 2011)
Most Home Runs.....	18, 2x (Jarrett Parker - 2013, Mario Lisson - 2014)	
Right-Handed.....	18 (Mario Lisson - 2014)
Left-Handed.....	18 (Jarrett Parker - 2013)
Switch.....	10 (Ryan Cavan - 2012)
Pitcher.....	2, 2x (Craig Westcott - 2012, Jordan Johnson - 2018)	
Most PA Without a Home Run.....	372 (Skyler Stromsmoe - 2014)
Most Multi-Home Run Games.....	2, 4x (last - Ricky Oropesa - 2015)	
Most Extra-Base Hits.....	56 (Javier Herrera - 2013)
Most RBI.....	76, 2x (Mario Lisson - 2014, Ricky Oropesa - 2015)	
Most RBI, Pitcher.....	7, 2x (Ronnie Ray - 2010, Craig Westcott - 2012)	
Most Total Bases.....	233 (Javier Herrera - 2013)
Most Walks.....	62 (Mark Minicozzi - 2013)
Most Intentional Walks.....	5 (Nick Noonan - 2011)
Most Strikeouts.....	161 (Jarrett Parker - 2013)
Fewest Strikeouts*	42 (C.J. Hinojosa - 2017)
Most Stolen Bases.....	49 (Kelby Tomlinson - 2014)
Most Caught Stealing.....	18 (Gary Brown - 2012)
Most Stolen Bases With No CS.....	11 (Myles Schroder - 2014)
Highest Stolen Base % (Min. 10 attempts).....	100% (11-for-11, Mario Lisson - 2014)
Highest On-Base Percentage*400 (Mark Minicozzi - 2013)
Highest Slugging Percentage*485 (Javier Herrera - 2013)
Highest OPS*861 (Javier Herrera - 2013)
Most Sacrifice Flies.....	11 (Mark Minicozzi - 2012)
Most Sacrifice Hits.....	21 (Rando Moreno - 2015)
Most Hit By Pitch.....	19 (Gary Brown - 2012)
Most Double Plays Hit Into.....	24 (Daniel Mayora - 2012)
Longest Hit Streak.....	19 (Steven Duggar - 7/18/16-8/6/16)
Longest On-Base Streak.....	36 (Gary Brown - 6/12/12-7/20/12)

* - Min. 378 plate appearances

MONTHLY INDIVIDUAL BATTING RECORDS

Highest Batting Average (min. 20 games).....427 (Mark Minicozzi - May 2013)
Most Hits.....	44, 2x (Gary Brown - July 2012, Mark Minicozzi - May 2013)	
Most Home Runs.....	8 (Jarrett Parker - May 2013)
Most RBI.....	26 (Jarrett Parker - May 2013)
Most Stolen Bases.....	13 (Kelby Tomlinson - May 2014)

FLYING SQUIRRELS' LONGEST HIT STREAKS

PLAYER	GAMES	DATES	PLAYER	GAMES	DATES
Steven Duggar	19	7/18/16-8/6/16	Engel Beltre	17	7/8/15-7/26/15
Juan Perez	18	7/25/12-8/14/12	Mark Minicozzi	15	5/15/13-5/30/13

SEASON INDIVIDUAL PITCHING RECORDS

Most Wins.....	12 (Jack Snodgrass - 2013)
Most Losses.....	12 (Craig Westcott - 2013)
Highest Winning Percentage**.....	.750 (12-4, Jack Snodgrass - 2013)
Lowest Winning Percentage**.....	.267 (4-11, Cory Taylor - 2017)
Lowest ERA*.....	2.02 (Eric Surkamp - 2011)
Right-Handed*.....	2.24 (Chris Heston - 2012)
Left-Handed*.....	2.02 (Eric Surkamp - 2011)
Most Games.....	58, 2x (Phil McCormick - 2013 & 2015)
Most Starts.....	28, 2x (Justin Fitzgerald & Craig Westcott - 2012)
Most Complete Games.....	2, 2x (Cory Taylor - 2017, Jordan Johnson - 2018)
Most Shutouts.....	1, 10x (last - Jordan Johnson - 2018)
Most Saves.....	23, (Rafael Cova - 2010)
Most Save Opportunities.....	29 (Rafael Cova - 2010)
Most Innings Pitched.....	165.0 (Craig Westcott - 2012)
Most Hits Allowed.....	181 (Craig Westcott - 2012)
Most Runs Allowed.....	85 (Craig Westcott - 2012)
Most Earned Runs Allowed.....	75 (Craig Westcott - 2012)
Most Home Runs Allowed.....	16 (Chris Gloor - 2013)
Fewest Home Runs Allowed*.....	1 (Jack Snodgrass - 2014)
Most Hit Batsmen.....	13 (Garrett Williams - 2018)
Most Walks.....	75 (Mike Kickham - 2012)
Fewest Walks*.....	24 (Andrew Suarez - 2016)
Lowest BB/9 IP*.....	1.9 (Andrew Suarez - 2016)
Most Intentional Walks.....	5 (Daniel Turpen - 2010)
Most Strikeouts.....	165 (Eric Surkamp - 2011)
Highest Strikeouts/9 IP*.....	10.4 (Eric Surkamp - 2011)
Highest Strikeout-to-Walk Ratio.....	+121 (Eric Surkamp - 2011)
Lowest Strikeout-to-Walk Ratio.....	-12 (Vic Black - 2017)
Most Balks.....	4 (Carlos Teller - 2013)
Most Wild Pitches.....	18 (Justin Fitzgerald - 2012)
Most Double Plays Induced.....	27 (Craig Westcott - 2012)
Lowest WHIP*.....	1.08 (Eric Surkamp - 2011)
Lowest Average Against*.....	.213 (Eric Surkamp - 2011)
Starter*.....	.216, 2x (Eric Surkamp - 2011 & Mike Kickham - 2012)
Reliever*.....	.157 (Rafael Cova - 2010)
Most Total Batters Faced.....	698 (Craig Westcott - 2012)
Most Holds.....	15, 2x (Stephen Johnson & Jose Casilla - 2015)
Longest Scoreless Innings Streak.....	23.2 inn. (Tyler Rogers - 4/22/16-6/23/16)

* - Min. 112 Innings pitched ** - Min. 10 decisions

MONTHLY INDIVIDUAL PITCHING RECORDS

Most Wins.....	5 (Edwin Quirarte - July 2014)
Most Losses.....	5 (Taylor Hill - July 2018)
Most Saves.....	9, 3x (Heath Hembree - July 2011, Josh Osich - May & June 2015)
Most Strikeouts.....	49 (Eric Surkamp - July 2011)

SEASON INDIVIDUAL FIELDING RECORDS

Most Errors.....	27 (Daniel Mayora - 2012)
Highest Fielding %, Pitcher (Most Total Chances).....	1.000 (Craig Westcott - 2012 - 42 TC)
Highest Fielding %, Catcher.....	.995 (Johnny Monell - 2012)
Most Caught Stealing.....	35 (Jackson Williams - 2015)
Highest Caught Stealing % (min. 70 games).....	.403 (Andrew Susac - 2013)
Most Passed Balls.....	20 (Johnny Monell - 2011)
Fewest Passed Balls (min. 70 games).....	9 (Andrew Susac - 2013)
Highest Fielding %, 1B.....	.993 (Ricky Oropesa - 2015)
Highest Fielding %, 2B.....	.994 (Ryan Cavan - 2012)
Highest Fielding %, 3B.....	.964 (Mario Lissos - 2014)
Highest Fielding %, SS.....	.982 (Ehire Adrianza - 2013)
Highest Fielding %, OF.....	.995 (Javier Herrera - 2013)
Most Assists, OF.....	13, 2x (Juan Perez - 2012, Jarrett Parker - 2013)

ALL-TIME FLYING SQUIRRELS TRIPLE PLAYS

The Flying Squirrels have turned three triple plays:
- August 25, 2012 at Altoona: Adalberto Santos grounded into a 5-4-3 triple play - Daniel Mayora to Mark Miniccozzi to Wes Hodges

- May 23, 2013 vs. Trenton: Tyler Austin lined into a 6-3 triple play - Joe Panik to Andrew Susac to end game

- June 1, 2017 at Hartford (Game 2): Jan Vasquez lined into a 6-3 triple play - Rando Moreno to Ryan Lolis



Joe Panik



SINGLE-GAME TEAM RECORDS

SINGLE-GAME TEAM GENERAL RECORDS

Largest Margin of Victory.....	17 (18-1, 7/4/16 vs. Reading)
Largest Margin of Defeat.....	14 (15-1, 4/14/13 at Trenton)
Largest Shutout Win.....	14-0 (9/2/10 at Erie)
Largest Shutout Loss.....	0-13 (7/13/13 at Bowie)
Longest Game (Innings).....	18 (4/30/11 at Bowie)
Longest Nine-Inning Game (Time).....	3:55 (5/26/13 at Altoona)
Longest Game (Time).....	5:27 (4/30/11 @ Bowie - 18 innings)
Shortest Nine-Inning Game (Time).....	1:54 (7/29/15 at Altoona)
Shortest Game.....	1:26 (7/17/15 vs. Altoona - 7 innings)
Largest Home Crowd.....	9,845 (4/13/18 vs. Reading)
Largest Road Crowd.....	9,784 (5/21/10 at Reading)
Smallest Road Crowd.....	50 (6/21/16 @ Hartford in Manchester, N.H.)

SINGLE-GAME TEAM BATTING RECORDS

Most Runs Scored.....	20, 2x (5/26/13 at Altoona, 8/2/18 at New Hampshire)
Most Runs Scored, Inning.....	12 (8/27/16 at Akron - 5th)
Most Hits.....	22, 3x (5/15/11 vs. Harrisburg, 4/20/12 at Altoona, 5/26/13 at Altoona)
Most Hits, Inning.....	9 (8/27/16 at Akron - 5th)
Most Home Runs.....	4, 6x (Last - 5/21/16 vs. Erie)
Most Home Runs, Inning.....	3 (8/30/15 at Akron)
Most Doubles.....	9 (8/7/10 at Portland)
Most Triples.....	3, 2x (7/21/10 vs. Trenton, 6/9/17 at Altoona)
Most RBI.....	20 (5/26/13 at Altoona)
Most Walks.....	12 (4/12/14 vs. Altoona)
Most Strikeouts, Nine-Inning Game.....	16, 3x (Last - 7/27/17 vs. Erie)
Most Strikeouts, All Games.....	24 (4/30/11 at Bowie)
Most Stolen Bases, Nine-Inning Game.....	6 (6/5/14 vs. Trenton)
Most Stolen Bases, All Games.....	8 (5/9/14 vs. Erie)
Most Sacrifice Flies.....	4 (8/2/18 at New Hampshire)
Most Hit Batters.....	3, 12x (Last - 8/17/17 at Harrisburg)
Most Left on Base.....	16, 2x (Last - 7/20/14 vs. Harrisburg)
Fewest Left on Base.....	0, 3x (Last - 6/5/12 at New Hampshire)

SINGLE-GAME TEAM PITCHING RECORDS

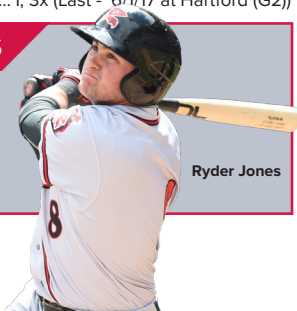
Most Runs Allowed.....	19 (4/17/12 vs. Reading)
Most Runs Allowed, Inning.....	10 (4/17/12 vs. Reading - 6th)
Most Earned Runs Allowed.....	16 (7/30/11 at Trenton)
Most Hits Allowed.....	22 (4/17/12 vs. Reading)
Most Hits Allowed, Inning.....	9 (4/17/12 vs. Reading - 6th)
Most Home Runs Allowed.....	4, 2x (6/28/13 at Erie, 5/4/18 at Reading)
Most Home Runs Allowed, Inning.....	2, many times
Most Walks.....	13 (6/6/13 vs. New Britain)
Most Strikeouts, All Games.....	18, 2x (4/27/11 vs. Trenton, 6/20/12 at Trenton)
Most Wild Pitches.....	6, 2x (Last - 4/7/18 at Trenton)

SINGLE-GAME TEAM FIELDING RECORDS

Most Errors.....	6, 4/26/17 vs. Bowie
Most Errors by Opponent.....	5, 4x (Last - 8/21/14 vs. New Britain)
Most Triple Plays.....	1, 3x (Last - 6/1/17 at Hartford (G2))

ALL-TIME FLYING SQUIRRELS GRAND SLAMS

Chris Dominguez.....	6/27/11	Jarrett Parker.....	7/17/14
Francisco Peguero.....	7/5/11	Ricky Oropesa.....	8/29/15
Chris Dominguez.....	5/11/12	Ricky Oropesa.....	8/30/15
Tommy Joseph.....	6/12/12	Carlos Moncrief.....	7/4/16
Jarrett Parker.....	5/6/13	Ryder Jones.....	9/3/16
Angel Villalona.....	6/16/13	Ryder Jones.....	9/4/16
Javier Herrera.....	8/10/13	Jonah Arenado.....	4/10/18
Ryan Lollis.....	5/11/14	Ryan Howard.....	7/22/18



Ryder Jones

SINGLE-GAME INDIVIDUAL RECORDS

SINGLE-GAME INDIVIDUAL BATTING RECORDS

Most At-Bats	8 (Charlie Culberson, Nick Noonan, Joe Koshansky - 4/30/11 at Bowie)
Most At-Bats Without a Hit	8 (Joe Koshansky - 4/30/11 at Bowie)
Most Hits	5, 7x (last - Austin Slater - 5/10/16 vs. Harrisburg)
Most Runs	4, 8x (last - Christian Arroyo - 7/26/16 at Akron)
Most Singles	5, 3x (last - Rando Moreno - 6/5/15 at New Hampshire)
Most Doubles	3, 5x (last - Dylan Davis - 8/2/18 at New Hampshire)
Most Triples	2, 3x (last - Caleb Gindl - 8/26/17 at Trenton)
Most Home Runs	3 (Thomas Neal - 6/26/10 at Erie)
Most Home Runs, Cons. Games	4, 3x (Thomas Neal - 4/27-4/28/10, Jarrett Parker - 8/29-8/30/15, Ricky Oropesa - 8/29-8/30/15)
Most Total Bases	12 (Thomas Neal - 6/26/10 at Erie)
Most RBI	7 (Jarrett Parker - 5/26/13 at Altoona)
Most RBI, Cons. Games	10, 2x (Jarrett Parker - 5/25-5/26/13, Ricky Oropesa - 8/29-8/30/15)
Most Walks	4, 4x (last - Jerry Sands - 8/25/17 at Trenton)
Most Strikeouts	7 (Joe Koshansky - 4/30/11 at Bowie)
Most Strikeouts, Nine-Inning Game	4, many times
Most Stolen Bases	5 (Kelby Tomlinson - 5/9/14 vs. Erie)
Most Caught Stealing	2, 9x (last - C.J. Hinojosa - 5/25/17 vs. Binghamton)
Most Sacrifice Flies	2, 9x (last - C.J. Hinojosa - 7/27/17 vs. Erie)
Most Sacrifice Hits	2, 11x (last - Rando Moreno - 7/23/15 at Erie)
Most Hit by Pitch	2, 11x (last - Myles Schroder - 8/2/17 at Portland)
Most GIDP	2, 31x (last - Jonah Arenado - 7/14/18 at Trenton)
Fewest AB with Multiple Home Runs	2 (Mario Lisson - 2 HR - 5/4/14 at Trenton)
HR from both sides of plate	Never

SINGLE-GAME INDIVIDUAL PITCHING RECORDS

Most Innings Pitched	9, 5x (last - Tyler Beede - 8/29/16 vs. Hartford)
Most Innings Pitched, Reliever	6.0 (Adalberto Mejia - 5/22/14 at New Britain)
Fewest Hits Allowed in a Shutout (9 IP)	2 (Tyler Beede - 8/29/16 vs. Hartford)
Fewest Walks Allowed in a Shutout (9 IP)	1 (Mike MacDonald - 8/5/2010 at New Hampshire)
Fewest Hits Allowed in a Complete Game	1 (Cory Taylor - 7/29/17 vs. Erie - 7 IP)
Most Hits Allowed, Starter	13 (Craig Westcott - 4/11/12 at Bowie)
Most Hits Allowed, Reliever	11 (Nate Reed - 6/30/17 at Reading)
Most Hits Allowed in a Winning Decision	11 (Henry Sosa - 6/27/11 vs. Harrisburg)
Most Hits Allowed in a No-Decision	11 (Jack Snodgrass - 7/7/13 vs. Akron)
Most Runs Allowed, Starter	11 (Garrett Williams - 5/25/18 at Akron)
Most Runs Allowed, Reliever	9 (Nate Reed - 6/30/17 at Reading)
Most Runs Allowed in a Winning Decision	7 (Conner Menez - 8/2/18 at New Hampshire)
Most Runs Allowed in a No-Decision, Starter	10 (Nate Reed - 8/3/17 at Portland)
Most Earned Runs Allowed, Starter	10 (Nate Reed - 8/3/17 at Portland)
Most Earned Runs Allowed, Reliever	8 (Nate Reed - 6/30/17 at Reading)
Most Earned Runs Allowed in a Winning Decision	7 (Conner Menez - 8/2/18 at New Hampshire)
Most Earned Runs Allowed in a No-Decision, Starter	10 (Nate Reed - 8/3/17 at Portland)
Most Home Runs Allowed, Starter	3, 10x, (last - Shaun Anderson - 6/30/18 at Harrisburg)
Most Home Runs Allowed, Reliever	2, 8x (last - Will LaMarche - 5/4/18 at Reading)
Most Hit Batters	3, 3x (last - Garrett Williams - 6/12/18 vs. Portland)
Most Walks, Starter	6, 13x (last - Jake McCasland - 8/25/18 at Altoona (GI))
Most Walks, Reliever	5 (Craig Whitaker - 6/11/10 at Reading)
Most Intentional Walks	2, 2x (last - Daryl Maday - 6/19/12 at Trenton)
Most Strikeouts, Starter	12, 3x (last - Michael Kickham - 8/2/12 vs. Reading)
Most Strikeouts, Reliever	11 (Eric Surkamp - 7/1/11 vs. Trenton)
Most Balks, Starter	2 (Carlos Teller - 7/8/13 vs. Akron)
Most Balks, Reliever	1, 22x (last - Nolan Riggs - 9/1/18 vs. Harrisburg)
Most Wild Pitches, Starter	5 (Jordan Johnson - 4/7/18 at Trenton)
Most Wild Pitches, Reliever	2, 28x (last - Ryan Halstead - 8/5/18 at Portland)
Most Double Plays, Starter	4, 3x (last - Clayton Blackburn - 5/13/14 vs. Bowie)
Most Double Plays, Reliever	2, 20x (last - Sam Wolff - 8/17/17 vs. Hartford)
Most Batters Faced, Starter	33 (Nate Reed - 8/11/17 vs. Reading)
Most Batters Faced, Reliever	26 (Nate Reed - 6/30/17 at Reading)
Most Innings Pitched in a Save	4.0, 2x (last - Sam Wolff - 8/4/18 vs. Portland (G2))
Most Runs Allowed in a Save	2 (Sam Wolff - 7/13/18 at Trenton)
Most Double Plays in a Save	2 (Tyler Cyr - 7/8/17 at Bowie)

SINGLE-GAME INDIVIDUAL FIELDING RECORDS

Most Errors	4 (Dylan Davis - 4/26/17 vs. Bowie)
-------------	-------------------------------------



TOP SINGLE-GAME PERFORMANCES

5+ HIT GAMES

Conor Gillaspie, 5/27/10 at Binghamton (5-for-5)
 Nick Noonan, 8/1/10 vs. Altoona (5-for-5)
 Juan Perez, 5/15/11 vs. Harrisburg (5-for-5)
 Juan Perez, 4/20/12 at Altoona (5-for-5)
 Kelby Tomlinson, 7/20/14 vs. Harrisburg (5-for-7)
 Rando Moreno, 6/5/15 at New Hampshire (5-for-5)
 Austin Slater, 5/10/16 vs. Harrisburg (5-for-5)

2+ HR GAMES

Thomas Neal, 4/23/10 at Reading (2)
 Roger Kieschnick, 5/12/10 at Bowie (2)
 Thomas Neal, 6/26/10 at Erie (3)
 Clay Timpner, 8/20/10 at Bowie (2)
 Johnny Monell, 5/25/11 vs. Erie (2)
 Wes Hodges, 7/2/11 at Reading (2)
 Wes Hodges, 7/15/11 at Bowie (2)
 Tommy Joseph, 4/30/12 vs. Bowie (2)
 Johnny Monell, 5/12/12 vs. Bowie (2)
 Johnny Monell, 8/30/12 vs. Harrisburg (2)
 Andrew Susac, 4/11/13 at Trenton (2)
 Jarrett Parker, 5/25/13 at Altoona (2)
 Jarrett Parker, 5/26/13 at Altoona (2)
 Ryan Lollis, 8/6/13 at Portland (2)
 Mario Lisson, 5/4/14 at Trenton (2)
 Devin Harris, 5/21/14 at New Britain (2)
 Devin Harris, 6/24/15 vs. Trenton (2)
 Ricky Oropesa, 8/29/15 at Akron (2)
 Ricky Oropesa, 8/30/15 at Akron (2)
 Ryder Jones, 5/21/16 vs. Erie (2)
 Austin Slater, 5/25/16 at Binghamton (2)
 Carlos Moncrief, 6/9/16 at New Hampshire (2)
 Tyler Horan, 8/30/16 vs. Hartford (2)
 Miguel Gomez, 5/28/17 at Harrisburg (2)
 Slade Heathcott, 6/7/17 at Binghamton (2)
 Hunter Cole, 9/4/17 vs. Bowie (2)
 Aramis Garcia, 6/27/18 at Hartford (2)

5+ RBI GAMES

Thomas Neal, 4/23/10 at Reading (5)
 Thomas Neal, 6/26/10 at Erie (5)
 Brad Boyer, 7/23/10 at Bowie (5)
 Sharlon Schoop, 8/8/10 at Portland (6)
 Roger Kieschnick, 6/16/11 vs. Binghamton (5)
 Chris Dominguez, 6/27/11 vs. Harrisburg (6)
 Jarrett Parker, 5/26/13 at Altoona (7)
 Brett Krill, 5/26/13 at Altoona (5)
 Matt Duffy, 6/11/14 at Trenton (5)
 Mario Lisson, 7/8/14 vs. Akron (5)
 Ricky Oropesa, 8/29/15 at Akron (5)
 Ricky Oropesa, 8/30/15 at Akron (5)
 Miguel Gomez, 4/20/17 at Bowie (5)
 Slade Heathcott, 5/9/17 vs. Altoona (5)
 Dylan Davis, 7/8/17 at Bowie (5)
 Jonah Arenado, 6/29/18 at Harrisburg (5)

NO-HITTERS

Jack Snodgrass & Daryl Maday, 4/5/13 vs. New Britain (7 inn.)

COMPLETE-GAME SHUTOUTS

David Mixon, 4/27/10 at New Britain (3 hits)*
 Mike MacDonald, 8/5/10 at New Hamp. (5 hits)
 Michael Kickham, 6/2/12 vs. Erie (2 hits)*
 Jack Snodgrass, 6/24/14 vs. Harrisburg (5 hits)
 Kelvin Marte, 7/4/14 vs. Reading (3 hits)*
 Kelvin Marte, 7/17/15 vs. Altoona (5 hits)*
 Tyler Beede, 8/29/16 vs. Hartford (2 hits)
 Matt Gage, 6/22/17 vs. Hartford (5 hits)
 Cory Taylor, 7/29/17 vs. Erie (1 hit)*
 Dan Slania, 8/19/17 vs. Akron (2 hits)*

* - 7 innings

10+ STRIKEOUT GAMES

David Mixon, 7/16/10 vs. Bowie (10)
 Eric Surkamp, 4/8/11 vs. New Britain (10)
 Eric Surkamp, 4/27/11 vs. Trenton (10)
 Eric Surkamp, 5/2/11 at New Britain (10)
 Eric Surkamp, 5/7/11 vs. Altoona (10)
 Ryan Verdugo, 5/23/11 vs. Erie (10)
 Ryan Verdugo, 6/2/11 at Bowie (10)
 Eric Surkamp, 7/4/11 vs. Trenton (11)
 Eric Surkamp, 7/10/11 vs. Harrisburg (12)
 Eric Surkamp, 7/24/11 vs. Harrisburg (10)
 Justin Fitzgerald, 7/27/11 at Erie (11)
 Eric Surkamp, 7/29/11 at Trenton (12)
 Chris Heston, 5/27/12 vs. Trenton (11)
 Chris Heston, 6/20/12 at Trenton (10)
 Michael Kickham, 8/2/12 vs. Reading (12)
 Chris Heston, 8/12/12 vs. Bowie (11)
 Justin Fitzgerald, 4/23/13 vs. Altoona (10)
 Clayton Blackburn, 5/7/14 at Harrisburg (10)
 Kyle Crick, 6/25/14 vs. Harrisburg (10)
 Kyle Crick, 7/7/14 vs. Akron (10)
 Kyle Crick, 7/25/14 at Erie (11)
 Clayton Blackburn, 8/16/14 at Portland (11)
 Adalberto Mejia, 5/30/16 at Erie (10)
 Andrew Suarez, 7/18/16 vs. Akron (10)
 Tyler Beede, 8/29/16 vs. Hartford (11)
 Nate Reed, 8/30/17 vs. Altoona (11)
 Conner Menez, 7/27/18 vs. Reading (10)
 Conner Menez, 8/19/18 vs. Hartford (11)

SQUIRRELS' FIRST NO-HITTER

On April 5, 2013 in a seven-inning game at The Diamond, left-hander **Jack Snodgrass** and right-hander **Daryl Maday** combined for the first no-hitter in Flying Squirrels history, holding the New Britain Rock Cats to two walks in the 1-0 win. The game was shortened to seven innings because the two teams had to conclude a suspended game from the previous night.

It was just the second game of the 2013 season. Snodgrass pitched six innings and issued one walk with two strikeouts. Maday worked the seventh and struck out Dan Rohling looking to end the game.



CAREER RECORDS

CAREER INDIVIDUAL BATTING RECORDS

Most Games.....	381 (Ricky Oropesa)
Most Years with Team.....	.8 (Eliezer Zambrano)
Most Consecutive Years with Team.....	.8 (Eliezer Zambrano)
Most Plate Appearances.....	1,461 (Myles Schroder)
Most At-Bats.....	1,313 (Myles Schroder)
Most Runs Scored.....	150 (Myles Schroder)
Most Hits.....	339 (Myles Schroder)
Most Singles.....	248 (Myles Schroder)
Most Doubles.....	61 (Hunter Cole)
Most Triples.....	14, 2x (Myles Schroder, Juan Perez)
Most Home Runs.....	37 (Ricky Oropesa)
Most Multi-HR Games.....	3 (Johnny Monell)
Most Extra-Base Hits.....	96 (Hunter Cole)
Most RBI.....	165 (Ricky Oropesa)
Most Stolen Bases.....	68 (Kelby Tomlinson)
Most Caught Stealing.....	22 (Darren Ford)
Most Stolen Bases With No CS.....	6 (Carlos Moncrief)
Most Walks.....	113 (Ricky Oropesa)
Most Strikeouts.....	357 (Ricky Oropesa)
Most Total Bases.....	486 (Myles Schroder)
Most GDP.....	28 (Ricky Oropesa)
Most Hit by Pitch.....	39 (Myles Schroder)
Most Sacrifice Hits.....	23 (Rando Moreno)
Most Sacrifice Flies.....	12 (Hunter Cole)
Most Intentional Walks.....	7 (Nick Noonan)
Highest Batting Average*.....	.332 (Matt Duffy)
Highest On-Base Percentage*.....	.398 (Matt Duffy)
Highest Slugging Percentage*.....	.497 (Jerry Sands)
Highest OPS*.....	.871 (Jerry Sands)

* - Min. 378 plate appearances

CAREER INDIVIDUAL PITCHING RECORDS

Most Wins.....	27 (Jack Snodgrass)
Most Losses.....	25 (Craig Westcott, Daryl Maday)
Highest Winning Percentage**.....	.714 (Austin Fleet, Eric Surkamp)
Most Appearances.....	204 (Edwin Quirarte)
Most Starts.....	68 (Craig Westcott)
Most Games Finished.....	70 (Edwin Quirarte)
Most Complete Games.....	2, 5x (Jordan Johnson, Kelvin Marte, Jack Snodgrass, Cory Taylor, Matt Gage)
Most Shutouts.....	2 (Kelvin Marte)
Most Saves.....	28 (Daryl Maday)
Most Innings Pitched.....	375.2 (Craig Westcott)
Most Hits Allowed.....	415 (Craig Westcott)
Most Runs Allowed.....	204 (Craig Westcott)
Most Earned Runs Allowed.....	180 (Craig Westcott)
Most Home Runs Allowed.....	28 (Daryl Maday)
Most Walks.....	194 (Kyle Crick)
Most Intentional Walks.....	8 (Jose Casilla)
Most Strikeouts.....	282 (Justin Fitzgerald)
Most Hit Batters.....	22 (Edwin Quirarte)
Most Balks.....	5, 2x (Edwin Quirarte, Clayton Tanner)
Most Wild Pitches.....	31 (Justin Fitzgerald)
Most Batters Faced.....	1,633 (Craig Westcott)
Lowest ERA*.....	2.02 (Eric Surkamp)
Highest ERA*.....	4.87 (Tom Vessella)
Lowest WHIP*.....	1.08 (Eric Surkamp)
Fewest Hits/9 IP*.....	7.0 (Eric Surkamp)
Fewest HR/9 IP*.....	0.2 (Chris Heston)
Fewest BB/9 IP*.....	1.9 (Andrew Suarez)
Highest SO/9 IP*.....	10.43 (Eric Surkamp)
Highest SO/BB*.....	3.75 (Eric Surkamp)

* - Min. 112 innings pitched ** - Min. 10 decisions



SEASON LEADERS

BATTERS

BATTING AVERAGE*

Matt Duffy332 (2014)
Mark Minicozzi309 (2013)
Juan Perez302 (2012)
Javier Herrera.....	.296 (2013)
Thomas Neal291 (2010)

DOUBLES

Thomas Neal	40 (2010)
Javier Herrera.....	37 (2013)
Christian Arroyo	36 (2016)
Charlie Culberson	34 (2011)
Two tied	32

STRIKEOUTS

Jarrett Parker	161 (2013)
Charlie Culberson	129 (2011)
Ricky Oropesa	128 (2015)
Mark Minicozzi	123 (2013)
Two tied	121

GAMES

Charlie Culberson	137 (2011)
Daniel Mayora	137 (2012)
Joe Panik	137 (2013)
Thomas Neal	136 (2010)
Ryan Lollis	136 (2013)

ON-BASE PERCENTAGE*

Mark Minicozzi400 (2013)
Matt Duffy398 (2014)
Javier Herrera.....	.376 (2013)
Mario Lisson370 (2014)
Jarrett Parker370 (2014)

HITS

Thomas Neal	153 (2010)
Gary Brown	150 (2012)
Juan Perez	146 (2012)
Charlie Culberson	143 (2011)
Javier Herrera.....	142 (2013)

TRIPLES

Juan Perez	10 (2011)
Darren Ford.....	9 (2010)
Conor Gillaspie	8 (2010)
Jarrett Parker	6 (2014)
Kelby Tomlinson.....	6 (2014)

WALKS

Mark Minicozzi	62 (2013)
Jarrett Parker	60 (2013)
Joe Panik	58 (2013)
Javier Herrera.....	57 (2013)
Mario Lisson	54 (2014)

RUNS

Mark Minicozzi	74 (2013)
Gary Brown	73 (2012)
Jarrett Parker	72 (2013)
Roger Kieschnick.....	71 (2011)
Javier Herrera.....	70 (2013)

SLUGGING PERCENTAGE*

Javier Herrera.....	.485 (2013)
Mario Lisson467 (2014)
Adam Duvall465 (2013)
Jarrett Parker463 (2014)
Mark Minicozzi445 (2013)

HOME RUNS

Jarrett Parker	18 (2013)
Mario Lisson	18 (2014)
Adam Duvall	17 (2013)
Ricky Oropesa	17 (2015)
Two tied	16

TOTAL BASES

Javier Herrera.....	233 (2013)
Thomas Neal	231 (2010)
Juan Perez	213 (2012)
Charlie Culberson	211 (2011)
Gary Brown	207 (2012)

STOLEN BASES

Kelby Tomlinson.....	49 (2014)
Tyler Graham	38 (2014)
Darren Ford.....	37 (2010)
Gary Brown	33 (2012)
Javier Herrera.....	23 (2013)

RBI

Mario Lisson	76 (2014)
Ricky Oropesa	76 (2015)
Javier Herrera.....	74 (2013)
Thomas Neal	69 (2010)
Two tied	67

OPS*

Javier Herrera.....	.861 (2013)
Mark Minicozzi844 (2013)
Matt Duffy842 (2014)
Mario Lisson837 (2014)
Jarrett Parker833 (2014)

PITCHERS

WINS

Jack Snodgrass.....	12 (2013)
David Mixon	11 (2010)
Michael Kickham	11 (2012)
Craig Westcott.....	11 (2012)
Jack Snodgrass.....	11 (2014)
Edwin Quirarte	11 (2014)

WINNING PERCENTAGE*

Jack Snodgrass.....	.750 (2013)
Eric Surkamp714 (2011)
Jack Snodgrass.....	.647 (2014)
Kelvin Marte625 (2015)
David Mixon611 (2010)

STRIKEOUTS

Eric Surkamp	165 (2011)
Michael Kickham	137 (2012)
Chris Heston	135 (2012)
Tyler Beede	135 (2016)
Ryan Verdugo.....	133 (2011)

HITS ALLOWED

Craig Westcott.....	181 (2012)
Chris Gloor	163 (2013)
Craig Westcott.....	158 (2013)
Mike MacDonald.....	155 (2010)
Clayton Tanner.....	150 (2010)

APPEARANCES

Phil McCormick	58 (2013)
Phil McCormick	58 (2015)
Edwin Quirarte	56 (2013)
Edwin Quirarte	51 (2014)
Tyler Mizenko	51 (2016)

LOSSES

Craig Westcott.....	12 (2013)
Kyle Crick	11 (2016)
Sam Coonrod	11 (2017)
Cory Taylor	11 (2017)
Four tied	10

ERA*

Eric Surkamp	2.02 (2011)
Chris Heston	2.24 (2012)
Joe Biagini	2.42 (2015)
Kelvin Marte	2.63 (2015)
Tyler Beede	2.81 (2016)

WALKS

Michael Kickham	75 (2012)
Kyle Crick	67 (2016)
Kyle Crick	66 (2015)
Clayton Tanner	64 (2010)
Ryan Verdugo.....	63 (2011)

RUNS ALLOWED

Craig Westcott.....	85 (2012)
Clayton Tanner	78 (2010)
Chris Gloor	77 (2013)
Craig Westcott.....	77 (2013)
Taylor Rogers	73 (2013)

SAVES

Rafael Cova	23 (2010)
Josh Osich	19 (2015)
Tyler Cyr	18 (2017)
Heath Hembree	17 (2011)
Brett Bochy	14 (2012)

GAMES STARTED

Craig Westcott.....	28 (2012)
Justin Fitzgerald	28 (2012)
Clayton Tanner	27 (2010)
Justin Fitzgerald	27 (2011)
M.Kickham	27 (2012)
Craig Westcott.....	27 (2013)

WHIP*

Eric Surkamp	1.08 (2011)
Chris Heston	1.10 (2012)
Joe Biagini	1.12 (2015)
Jack Snodgrass.....	1.17 (2013)
Justin Fitzgerald	1.18 (2012)

INNINGS PITCHED

Craig Westcott.....	165.0 (2012)
Justin Fitzgerald	164.2 (2012)
David Mixon	156.2 (2010)
Chris Gloor	156.1 (2013)
Michael Kickham	150.2 (2012)

EARNED RUNS ALLOWED

Craig Westcott.....	75 (2012)
Chris Gloor	70 (2013)
Craig Westcott.....	67 (2013)
Ryan Verdugo.....	63 (2011)
Taylor Rogers	63 (2013)

HOME RUNS ALLOWED

Chris Gloor	16 (2013)
Ryan Verdugo.....	14 (2011)
Daryl Maday	14 (2011)
Clayton Tanner	13 (2011)
Three tied	12

* - Min. 378 plate appearances / 112 innings pitched / 10 decisions

CAREER LEADERS

BATTERS

BATTING AVERAGE*

Matt Duffy.....	332
Miguel Gomez.....	308
Austin Slater.....	305
Mark Minicozzi.....	299
Caleb Gindl.....	295

DOUBLES

Hunter Cole.....	61
Myles Schroder.....	56
Devin Harris.....	54
Ricky Oropesa.....	54
Two tied.....	51

STRIKEOUTS

Ricky Oropesa.....	357
Myles Schroder.....	281
Jarrett Parker.....	264
Devin Harris.....	231
Hunter Cole.....	225

GAMES

Ricky Oropesa.....	381
Myles Schroder.....	374
Skyler Stromsmoe.....	288
Ryan Lollis.....	273
Hunter Cole.....	260

ON-BASE PERCENTAGE*

Matt Duffy.....	398
Mark Minicozzi.....	383
Austin Slater.....	378
Jerry Sands.....	374
Mario Lisson.....	370

HITS

Myles Schroder.....	339
Ricky Oropesa.....	300
Juan Perez.....	263
Hunter Cole.....	253
C.J. Hinojosa.....	221

TRIPLES

Myles Schroder.....	14
Juan Perez.....	14
Hunter Cole.....	12
Jarrett Parker.....	11
Darren Ford.....	11

WALKS

Ricky Oropesa.....	113
Jarrett Parker.....	105
Skyler Stromsmoe.....	104
Mark Minicozzi.....	94
Johnny Monell.....	89

RUNS

Myles Schroder.....	150
Jarrett Parker.....	124
Juan Perez.....	123
Kelby Tomlinson.....	119
Ricky Oropesa.....	115

SLUGGING PERCENTAGE*

Jerry Sands.....	497
Caleb Gindl.....	473
Mario Lisson.....	467
Miguel Gomez.....	466
Adam Duval.....	465

HOME RUNS

Ricky Oropesa.....	37
Jarrett Parker.....	30
Devin Harris.....	27
Hunter Cole.....	23
Dylan Davis.....	23

TOTAL BASES

Myles Schroder.....	486
Ricky Oropesa.....	467
Hunter Cole.....	407
Juan Perez.....	387
Jarrett Parker.....	359

STOLEN BASES

Kelby Tomlinson.....	68
Darren Ford.....	56
Juan Perez.....	40
Tyler Graham.....	39
Myles Schroder.....	34

RBI

Ricky Oropesa.....	165
Myles Schroder.....	117
Hunter Cole.....	117
Jarrett Parker.....	115
Devin Harris.....	112

OPS*

Jerry Sands.....	871
Matt Duffy.....	842
Mario Lisson.....	837
Caleb Gindl.....	825
Mark Minicozzi.....	824

PITCHERS

WINS

Jack Snodgrass.....	27
Justin Fitzgerald.....	19
Craig Westcott.....	19
Edwin Quirarte.....	18
Kelvin Marte.....	18

WINNING PERCENTAGE*

Eric Surkamp.....	714
Austin Fleet.....	714
Brett Bochy.....	700
Jack Snodgrass.....	675
Kelvin Marte.....	667

STRIKEOUTS

Justin Fitzgerald.....	282
Kyle Crick.....	270
Daryl Maday.....	255
Craig Westcott.....	208
Edwin Quirarte.....	208

HITS ALLOWED

Craig Westcott.....	415
Daryl Maday.....	347
Justin Fitzgerald.....	311
Edwin Quirarte.....	302
Jack Snodgrass.....	302

APPEARANCES

Edwin Quirarte.....	204
Phil McCormick.....	175
Jose Casilla.....	120
Daryl Maday.....	119
Dan Slania.....	97

LOSSES

Dayla Maday.....	25
Craig Westcott.....	25
Kyle Crick.....	22
Clayton Tanner.....	19
Edwin Quirarte.....	18

ERA*

Eric Surkamp.....	2.02
Chris Heston.....	2.40
Joe Biagini.....	2.42
Dan Slania.....	2.76
Jose Casilla.....	3.02

WALKS

Kyle Crick.....	194
Craig Westcott.....	141
Justin Fitzgerald.....	123
Edwin Quirarte.....	106
Jack Snodgrass.....	100

RUNS ALLOWED

Craig Westcott.....	204
Daryl Maday.....	153
Clayton Tanner.....	149
Jack Snodgrass.....	146
Edwin Quirarte.....	143

SAVES

Daryl Maday.....	28
Derek Law.....	26
Rafael Cova.....	23
Josh Osich.....	22
Tyler Cyr.....	21

GAMES STARTED

Craig Westcott.....	68
Justin Fitzgerald.....	61
Jack Snodgrass.....	56
Kyle Crick.....	56
Clayton Tanner.....	49

WHIP*

Eric Surkamp.....	1.08
Chris Heston.....	1.12
Joe Biagini.....	1.12
Dan Slania.....	1.16
David Mixon.....	1.19

INNINGS PITCHED

Craig Westcott.....	375.2
Justin Fitzgerald.....	344.0
Daryl Maday.....	340.0
Jack Snodgrass.....	322.1
Edwin Quirarte.....	306.1

EARNED RUNS ALLOWED

Craig Westcott.....	180
Daryl Maday.....	139
Jack Snodgrass.....	133
Kyle Crick.....	122
Justin Fitzgerald.....	120

HOME RUNS ALLOWED

Daryl Maday.....	28
Craig Westcott.....	27
Clayton Tanner.....	23
Chris Gloor.....	23
Dan Slania.....	18

* - Min. 378 plate appearances / 112 innings pitched / 10 decisions



AWARDS

FLYING SQUIRRELS TEAM AWARDS

2018

Most Valuable Player.....	Ryan Howard
Pitcher of the Year.....	Dillon McNamara
Puritan Cleaners Dirty Squirrel of the Year.....	Matt Lipka
Community Service Award.....	Dan Slania

2017

Most Valuable Player.....	Miguel Gomez
Pitcher of the Year.....	Tyler Cyr
Puritan Cleaners Dirty Squirrel of the Year.....	Myles Schroder
Community Service Award.....	Jeff Arnold

2016

Most Valuable Player.....	Hunter Cole
Pitcher of the Year.....	Tyler Beede
Puritan Cleaners Dirty Squirrel of the Year.....	Steven Duggar
Community Service Award.....	Eliezer Zambrano

2015

Most Valuable Player.....	Rando Moreno
Pitcher of the Year.....	Joe Biagini
Puritan Cleaners Dirty Squirrel of the Year.....	Myles Schroder

2014

Most Valuable Player.....	Matt Duffy
Pitcher of the Year.....	Jack Snodgrass
Puritan Cleaners Dirty Squirrel of the Year.....	Kelby Tomlinson

2013

Most Valuable Player.....	Javier Herrera
Pitcher of the Year.....	Jack Snodgrass
Puritan Cleaners Dirty Squirrel of the Year.....	Ryan Lollis

2012

Most Valuable Player.....	Juan Perez
Pitcher of the Year.....	Chris Heston
Puritan Cleaners Dirty Squirrel of the Year.....	Gary Brown

2011

Most Valuable Player.....	Roger Kieschnick
Pitcher of the Year.....	Eric Surkamp
Puritan Cleaners Dirty Squirrel of the Year.....	Skyler Stromsmoe

2010

Most Valuable Player.....	Thomas Neal
Pitcher of the Year.....	David Mixon
Puritan Cleaners Dirty Squirrel of the Year.....	Thomas Neal

E.L. PLAYER OF THE WEEK

2011	Chris Dominguez.....	June 20-27
2012	Daniel Mayora.....	July 9-16
2013	Adam Duvall.....	April 4-15
	Mark Minicozzi.....	May 20-27
2014	Matt Duffy.....	May 5-12
2015	Devin Harris.....	May 25-June 1
	Ricky Oropesa.....	August 24-31
2016	Steven Duggar.....	July 18-24
2018	Jerry Sands.....	July 2-8
	Celeb Gindl.....	August 13-19

E.L. ALL-STAR GAME MVP

2018.....	Luigi Rodriguez
-----------	-----------------

E.L. PITCHER OF THE WEEK

2010	Daryl Maday.....	April 26-May 2
	David Mixon.....	May 3-9
2011	Eric Surkamp.....	May 2-9
	Ryan Verdugo.....	May 31-June 6
	Eric Surkamp.....	July 4-11
2012	Chris Heston.....	May 21-29
	Justin Fitzgerald.....	July 9-16
	Michael Kickham.....	July 30-August 6
2013	Edwin Escobar.....	July 29-August 5
2016	Matt Gage.....	May 16-22
	Andrew Suarez.....	July 18-24
	Tyler Beede.....	August 29-Sept. 4
2017	Matt Gage.....	July 19-25
	Cory Taylor.....	July 24-30
	Dan Slania.....	August 14-20

E.L. PITCHER OF THE YEAR

2012.....	Chris Heston
-----------	--------------



OPENING DAY

OPENING DAY LINEUPS

April 8, 2010 at Bowie

CF.....	Darren Ford
SS.....	Brandon Crawford
LF.....	Thomas Neal
RF.....	Roger Kieschnick
3B.....	Conor Gillaspie
2B.....	Michael Ambort
1B.....	Nick Noonan
C.....	Jackson Williams
DH.....	Tyler Graham
P.....	Mike MacDonald

April 4, 2013 vs. New Britain

CF.....	Ryan Lollis
SS.....	Ehire Adrianza
2B.....	Joe Panik
1B.....	Ricky Oropesa
DH.....	Mark Miniccozzi
3B.....	Adam Duvall
RF.....	Jarrett Parker
C.....	Andrew Susac
LF.....	Javier Herrera
P.....	Craig Westcott

April 7, 2016 vs. Hartford*

LF.....	Myles Schroder
SS.....	Christian Arroyo
CF.....	Austin Slater
1B.....	Ricky Oropesa
RF.....	Hunter Cole
3B.....	Ryder Jones
C.....	Matt Winn
2B.....	Rando Moreno
P.....	Tyler Beede

* - hosted at The Diamond in Richmond

April 7, 2011 vs. New Britain

LF.....	Justin Christian
2B.....	Charlie Culberson
DH.....	Roger Kieschnick
1B.....	Joe Koshansky
CF.....	Juan Perez
RF.....	Mike McBryde
C.....	Johnny Monell
3B.....	Jose Flores
SS.....	Joel Weeks
P.....	Daryl Maday

April 3, 2014 at New Britain

CF.....	Tyler Graham
SS.....	Matt Duffy
RF.....	Jarrett Parker
LF.....	Mario Lissin
1B.....	Angel Villalona
3B.....	Myles Schroder
DH.....	Ricky Oropesa
C.....	Jeff Arnold
2B.....	Kelby Tomlinson
P.....	Ty Black

April 6, 2017 vs. Hartford

CF.....	Slade Heathcott
SS.....	Brandon Bednar
2B.....	Miguel Gomez
1B.....	Chris Shaw
RF.....	Hunter Cole
LF.....	Ryan Lollis
C.....	Matt Winn
3B.....	T.J. Bennett
P.....	Dan Slania

April 5, 2012 at New Britain

CF.....	Gary Brown
SS.....	Ehire Adrianza
DH.....	Tommy Joseph
1B.....	Wes Hodges
LF.....	Chris Dominguez
RF.....	Juan Perez
2B.....	Ryan Cavan
C.....	Johnny Monell
3B.....	Daniel Mayora
P.....	Justin Fitzgerald

April 9, 2015 vs. Bowie

LF.....	Daniel Carbonell
SS.....	Kelby Tomlinson
3B.....	Mitch Delfino
RF.....	Mac Williamson
CF.....	Javier Herrera
DH.....	Devin Harris
1B.....	Ricky Oropesa
2B.....	Blake Miller
C.....	Jackson Williams
P.....	Chris Stratton

April 5, 2018 at Trenton

CF.....	Ronnie Jebavy
SS.....	Ryan Howard
C.....	Aramis Garcia
3B.....	Jonah Arenado
1B.....	Jerry Sands
DH.....	Dillon Dobson
LF.....	Dylan Davis
RF.....	Daniel Carbonell
2B.....	Ali Castillo
P.....	Cory Taylor

YEAR-BY-YEAR RESULTS

DATE	OPP.	W/L	SCORE	WINNER	LOSER	SAVE	ATT.	TOG
4/8/10	at Bowie	L	6-4	Pat Egan	Ronnie Ray	Chad Thall	3,761	2:53 (1:17)
4/7/11	New Britain	W	6-4	Osiris Mators	Spencer Steedley	Jason Stoffel	9,560	9,560
4/5/12	at New Britain	L	3-2	Luke French	Justin Fitzgerald	Lester Oliveros	4,653	2:28
4/4/13	New Britain	L	1-0	Bobby Lanigan	Edwin Quirarte	Michael Tonkin	9,560	2:30 (:44)
4/3/14	at New Britain	L	10-2	Pat Dean	Ty Black	--	5,494	2:46
4/9/15	Bowie	W	3-2 (14)	Pedro Rodriguez	Andrew Triggs	--	9,560	4:43
4/7/16	at Hartford*	L	5-4	Kyle Freeland	Tyler Beede	Matt Carasiti	3,123	2:38
4/6/17	Hartford	W	11-1	Dan Slania	Ryan Castellani	--	9,560	2:15
4/5/18	at Trenton	L	5-2	Erik Swanson	Ryan Halstead	--	6,441	2:47

OPENING DAY STATISTICS

By Opponent

vs. Bowie.....	1-1
vs. Hartford.....	1-1
vs. New Britain.....	1-3
vs. Trenton.....	0-1

Records Breakdown

Open at Home.....	3-1
Open on the Road.....	0-5
Open vs. AL affiliate.....	2-5
Open vs. NL affiliate.....	1-1
Open vs. West.....	1-1
Open vs. East.....	2-5

Misc. Information

Earliest Opening Day Game
 April 3 - 2014 at New Britain
Earliest Opening Day (Home)
 April 4 - 2013 vs. New Britain
Latest Opening Day Game
 April 9 - 2015 vs. Bowie
Most Opening Day Starts
 Ricky Oropesa - 4 (2013-16)

HOME OPENERS

YEAR	OPP.	RESULT	ATT.
2010	Reading	W, 3-0	9,560
2011*	New Britain	W, 6-4	9,560
2012	Altoona	W, 7-3	9,560
2013*	New Britain L	1-0	9,560
2014	Altoona L	6-1	9,560
2015*	Bowie	W, 3-2 (14)	9,560
2016	Altoona	W, 2-1	9,560
2017*	Hartford	W, 11-1	9,560
2018	Reading	W, 3-1	9,845

* - Home opener was season opener



POSTSEASON HISTORY

2011

2011 WESTERN DIVISION CHAMPIONSHIP SERIES



RICHMOND FLYING SQUIRRELS

(76-66)

HARRISBURG SENATORS

(80-62)

RICHMOND WINS SERIES, 3-0

GAME 1 - Sept. 9 at Harrisburg W, 6-0

RIC 010 002 021 6130
HAR 000 000 000 072

WP: Daryl Maday LP: Erik Arnesen
HR: Chris Dominguez (RIC)
ATT: 6,447

NOTES: Played at The Diamond due to flooding in Harrisburg...RIC SP Daryl Maday 7.0 IP, 4 H, 0 R...RIC Hector Correa 2.0 IP...RIC Chris Dominguez solo HR in 2nd, finished 3-5, 3 RBI...RIC Johnny Monell 2B, 2 RBI

GAME 2 - Sept. 10 at Harrisburg W, 4-2 (11)

RIC 000 000 020 02 470
HAR 000 000 000 00 262

WP: Heath Hembree LP: Pat Lehman
HR: Derek Norris (HAR)
ATT: 6,489

NOTES: Played at The Diamond due to flooding in Harrisburg...RIC Juan Perez go-ahead single in 11th...Skyler Stromsroe RBI single in 11th...HAR led 2-0 into 8th before RBIs by Charlie Culberson & Johnny Monell...RIC SP Jason Stevenson 7 IP, 5 H, 2 R, 8 SO...HAR SP Shairon Martin 7.0 IP, 1 H, 0 R, 9 SO

GAME 3 - Sept. 11 vs. Harrisburg W, 2-1

HAR 000 000 010 150
RIC 000 002 00X 280

WP: Justin Fitzgerald LP: Tanner Roark
SV: Hector Correa
HR: Chris Dominguez (RIC)
ATT: 2,891

NOTES: RIC Chris Dominguez 2-R HR in 6th...RIC SP Justin Fitzgerald 7.1 IP, 4 H, 1 R, 5 SO...RIC Hector Correa 11 IP, 0 H, 0 R...HAR SP Tanner Roark 7.0 IP, 2 R, 10 SO

2011 EASTERN LEAGUE CHAMPIONSHIP SERIES



RICHMOND FLYING SQUIRRELS

(76-66)

NEW HAMPSHIRE FISHER CATS

(77-65)

NEW HAMPSHIRE WINS SERIES, 3-1

GAME 1 - Sept. 13 at New Hamp. W, 10-9

RIC 120 310 102 10173
NH 004 011 030 9102

WP: Heath Hembree LP: Bobby Korecky
HR: Charlie Culberson (RIC), Skyler Stromsroe (RIC), Moises Sierra (NH)
ATT: 2,491

NOTES: RIC Skyler Stromsroe go-ahead 2-R HR in ninth, 4-for-4 in game...RIC Jackson Williams 4-for-4, 2B, 2 RBI

GAME 2 - Sept. 14 at New Hamp. L, 7-5

RIC 100 000 202 5111
NH 030 010 30X 7111

WP: Nestor Molina LP: Daryl Maday
HR: --
ATT: 2,532

NOTES: RIC Charlie Culberson 3-for-5, R, RBI...RIC Francisco Peguero 3-for-4, 2 R...NH Kevin Howard 3-for-4, 2 2B, 2 RBI...NH SP Nestor Molina 5.0 IP, 3 H, 1 ER, 1 BB, 8 SO

GAME 3 - Sept. 16 vs. New Hamp. L, 5-3

NH 000 005 000 561
RIC 100 001 010 3111

WP: Wes Etheridge LP: Jason Stevenson
SV: Bobby Korecky
HR: --
ATT: 8,819

NOTES: RIC Charlie Culberson tripled, scored on WP in 1st...RIC SP Jason Stevenson did not allow a hit in first 5.2 IP...First two batters in 6th retired before next six reached...NH scored five in 6th, all with two outs

GAME 4 - Sept. 17 vs. New Hamp. L, 4-3

RIC 010 200 001 481
NH 011 001 000 3102

WP: Clint Everts LP: Hector Correa
SV: Bobby Korecky
HR: Kevin Howard (NH)
ATT: 4,721

NOTES: RIC SP Justin Fitzgerald 5.0 IP, 5 H, 3 ER, 9 SO...NH Moises Sierra go-ahead RBI 1B with 2 outs in 9th...NH Bobby Korecky 1-2-3 9th



2011 POSTSEASON BATTING STATS

PLAYER	AVG	G	AB	R	H	2B	3B	HR	RBI	BB	SO
Correa, Hector	1.000	2	1	0	1	0	0	0	0	0	0
Culberson, Charlie	.243	7	35	5	12	1	1	5	5	7	8
Dominguez, Chris	.341	7	29	3	7	0	0	2	6	2	8
Fairley, Wendell	.391	6	23	2	9	0	1	0	1	2	7
Fitzgerald, Justin	.000	1	2	0	0	0	0	0	0	1	1
Hembree, Heath	.000	2	1	0	0	0	0	0	0	1	1
Hodges, Wes	.148	7	27	1	4	1	0	0	0	3	7
Lively, Mitch	--	2	0	0	0	0	0	0	0	0	0
Lollis, Ryan	.273	5	11	1	3	1	0	0	1	0	4
Maday, Daryl	.000	1	3	0	0	0	0	0	0	0	3
Monell, Johnny	.476	6	23	3	11	4	0	0	5	6	4
Peguero, Francisco	.223	7	31	6	10	2	0	3	2	9	9
Perez, Juan	.314	7	28	3	6	1	0	0	3	2	7
Schoop, Shairon	--	2	0	1	0	0	0	0	0	0	0
Stevenson, Jason	.000	1	2	0	0	0	0	0	0	0	2
Stromsroe, Skyler	.308	7	26	4	8	1	0	1	3	0	5
Williams, Jackson	.462	4	19	4	6	3	0	0	3	3	4
TOTALS	.302	7	255	33	77	14	2	4	30	20	69

2011 POSTSEASON PITCHING STATS

PITCHERS	W-L	ERA	G	GS	SV	IP	H	R	ER	HR	BB	SO
Bowlins, Drew	0-0	54.00	1	0	0	0.1	3	2	2	0	0	0
Correa, Hector	0-1	2.08	4	0	1	8.2	9	3	2	0	2	6
Fitzgerald, Justin	1-0	2.70	2	2	0	13.1	9	4	4	1	3	14
Fleet, Austin	0-0	0.00	2	0	0	2.1	2	0	0	0	1	4
Hembree, Heath	2-0	2.70	2	0	0	3.1	3	1	1	1	4	1
Hinshaw, Alex	0-0	0.00	1	0	0	1.2	0	0	0	0	2	2
Lively, Mitch	0-0	0.00	3	0	0	3.1	3	0	0	0	0	5
Lofgren, Chuck	0-0	15.43	1	1	0	2.1	2	4	4	0	5	1
Maday, Daryl	1-1	3.00	2	2	0	12.0	12	4	4	3	3	10
Quinowski, David	0-0	0.00	1	0	0	0.1	0	0	0	0	1	0
Rodriguez, Wilmin	0-0	9.00	1	0	0	1.0	0	1	1	0	2	0
Stevenson, Jason	0-1	4.97	2	0	0	12.2	8	7	7	1	5	13
Verdugo, Ryan	0-0	6.75	1	0	0	2.2	2	2	2	0	1	3
TOTALS	4-3	3.8	7	7	1	64.0	53	28	27	3	29	59

2014

2014 WESTERN DIVISION CHAMPIONSHIP SERIES



RICHMOND FLYING SQUIRRELS

(79-63)

AKRON RUBBERDUCKS

(73-69)

RICHMOND WINS SERIES, 3-1

GAME 1 - Sept. 3 at Akron W, 3-2 (11)

RIC 002 000 000 01 390
AKR 000 100 001 00 261

WP: Jose Casilla LP: Elvis Araujo

HR: Blake Miller (RIC)

ATT: 2,414

NOTES: RIC Blake Miller 2-R HR in 3rd...RIC SP Adalberto Mejia 6.2 IP, 2 H, 1 R, 7 SO...AKR Joe Wendle tying RBI 1B in 9th...RIC Angel Villalona go-ahead RBI 2B in 11th

GAME 2 - Sept. 4 at Akron L, 5-1

RIC 000 100 000 0 161
AKR 002 120 00X 5 101

WP: Will Roberts LP: Jack Snodgrass

HR: Jordan Smith (AKR)

ATT: 2,672

NOTES: AKR SP Will Roberts 7 IP, 5 H, 1 ER, 0 BB, 11 SO...RIC SP Jack Snodgrass 4.2 IP, 9 H, 5 ER...AKR run on GDP in 3rd, Joe Wendle RBI 1B...RIC Mario Lissin RBI 1B in 4th...AKR scored on WP in 4th...AKR Jordan Smith 2-R HR in 5th

GAME 3 - Sept. 5 vs. Akron W, 1-0

AKR 000 000 000 0 030
RIC 001 000 00X 1 70

WP: Ty Blach LP: Cody Anderson

SV: Steven Okert

HR: --

ATT: 5,944

NOTES: RIC SP Ty Blach 6.1 IP, 2 H, 0 R, 2 BB, 5 SO...AKR SP Cody Anderson 6.0 IP, 5 H, 1 ER, 1 BB, 4 SO...RIC Kelby Tomlinson RBI 1B in 3rd, went 3-for-4, 3B, RBI

GAME 3 - Sept. 6 vs. Akron W, 5-1

AKR 000 000 100 1 51
RIC 000 200 003X 5 40

WP: Chris Stratton LP: Shawn Morimando

HR: Devin Harris (RIC)

ATT: 4,893

NOTES: RIC Devin Harris 2-R HR in 4th...AKR Alex Lavisky RBI 2B in 7th...RIC Tyler Horan 2-R 3B in 8th...RIC SP Chris Stratton 6.0 IP, 2 H, 0 R, 4 BB, 6 SO...RIC Cody Hall 1-2-3 9th



2014 EASTERN LEAGUE CHAMPIONSHIP SERIES



RICHMOND FLYING SQUIRRELS

(79-63)

BINGHAMTON METS

(83-59)

BINGHAMTON WINS SERIES, 3-0

GAME 1 - Sept. 9 vs. Binghamton L, 5-2

BIN 010 020 020 5 110
RIC 001 010 000 27 0

WP: Tyler Pili LP: Clayton Blackburn

SV: Cody Waltherwhite

HR: --

ATT: 2,839

NOTES: BIN Brandon Nimmo RBI 1B in 2nd...RIC Daniel Carbonell RBI 1B in 3rd...BIN Darrell Ceciliani RBI 1B, Xorge Carrillo SF in 5th...RIC Myles Schroder RBI 1B in 5th...BIN Dustin Lawley RBI 2B, Brandon Nimmo RBI 1B in 8th...BIN SP Tyler Pili 6.0 IP, 6 H, 2 ER, 0 BB, 3 SO

GAME 2 - Sept. 10 vs. Binghamton L, 5-1

BIN 020 000 030 5 60
RIC 010 000 000 16 0

WP: Greg Peavey LP: Adalberto Mejia

HR: Travis Tajeron (BIN), Xorge Carrillo (BIN)

ATT: 4,289

NOTES: BIN SP Greg Peavey 7.0 IP, 5 H, 1 ER, 0 BB, 9 SO...BIN Xorge Carrillo 2-R HR in 2nd...RIC Devin Harris RBI 2B in 2nd...BIN Travis Tajeron 2-out, 3-R HR in 8th

GAME 3 - Sept. 12 at Binghamton L, 2-1

RIC 000 000 010 1 40
BIN 000 100 001 28 0

WP: Cody Satterwhite LP: Steven Okert

HR: --

ATT: 5,904

NOTES: RIC SP Ty Blach 7.0 IP, 5 H, 1 ER, 0 BB, 7 SO...BIN SP Steven Matz 7.1 IP, 2 H, 1 ER, 2 BB, 11 SO...BIN Xorge Carrillo SF in 4th...RIC Daniel Carbonell tying 2-out RBI 1B in 8th...BIN PH Jayce Boyd walk-off RBI 2B in 9th

2014 POSTSEASON BATTING STATS

PLAYER	AVG	G	AB	R	H	2B	3B	HR	RBI	BB	SO
Blach, Ty	.000	1	2	0	0	0	0	0	0	1	1
Blackburn, Clayton	1.000	1	1	0	1	0	0	0	0	0	0
Blair, Elliott	.250	5	8	1	2	1	0	0	0	1	2
Carbonell, Daniel	.250	7	28	2	7	1	2	0	2	0	4
Crick, Kyle	.133	6	15	0	2	0	0	0	0	1	5
Defino, Mitch	.133	6	15	0	2	0	0	0	0	1	5
Hall, Cody	.200	2	0	0	0	0	0	0	0	0	0
Harris, Devin	.143	7	21	1	3	1	0	1	3	2	8
Horan, Tyler	.222	7	18	2	4	1	1	0	2	0	6
LaTorre, Tyler	.294	6	17	1	5	1	0	0	0	2	7
Lissin, Mario	.080	7	25	4	2	1	0	0	1	3	7
McCormick, Phil	.100	1	0	0	0	0	0	0	0	0	0
Mejia, Adalberto	.000	1	2	0	0	0	0	0	0	0	1
Miller, Blake	.087	7	23	2	2	0	0	1	2	6	7
Okert, Steven	.100	0	0	0	0	0	0	0	0	0	0
Quirarte, Edwin	.100	0	0	0	0	0	0	0	0	0	0
Rogers, Tyler	.200	0	0	0	0	0	0	0	0	0	0
Schroder, Myles	1.000	4	2	0	2	1	0	0	1	0	0
Tomlinson, Kelby	.286	7	28	1	8	2	1	0	1	1	6
Villalona, Angel	.160	7	25	0	4	1	0	0	2	0	12
Zambrano, Eliezer	.200	3	5	0	1	0	0	0	0	0	2
TOTALS	.195	7	220	14	43	10	4	2	14	68	


2014 POSTSEASON PITCHING STATS

PITCHERS	W-L	ERA	G	GS	SV	IP	H	R	ER	HR	BB	SO
Blach, Ty	1-0	0.68	2	0	131	7	1	1	0	2	12	10
Blackburn, Clayton	0-1	5.40	1	1	0	5.0	8	3	3	0	3	4
Casilla, Jose	0-1	0.00	2	0	22	3	0	0	0	0	2	4
Crick, Kyle	0-0	9.00	2	0	2	2.0	2	2	2	0	2	6
Hall, Cody	0-0	0.00	4	0	4	3.0	0	0	0	1	3	3
McCormick, Phil	0-0	3.00	3	0	3	2.1	1	1	0	1	5	2
Mejia, Adalberto	0-1	2.13	2	0	12.2	5	3	1	4	1	12	10
Okert, Steven	0-1	9.00	3	0	1	2.0	4	2	2	0	1	2
Quirarte, Edwin	0-0	6.23	2	0	4	1	3	3	3	1	3	4
Rogers, Tyler	0-0	0.00	4	0	3	2	1	0	0	0	2	0
Snodgrass, Jack	0-1	9.64	1	1	0	4.2	9	5	5	1	3	3
Stratton, Chris	1-0	0.00	1	1	0	6.0	2	0	0	0	4	6
TOTALS	3-4	2.84	7	7	1	63.1	49	20	20	3	26	59



UNIFORM GUIDE

PRIMARY UNIFORMS



HOME

ROAD

ALTERNATE UNIFORMS



BP/ALTERNATE

ARDILLAS VOLADORAS

FUNNVILLE

2019 SPECIALTY JERSEYS



BIG GUY
APRIL 6
CATURDAY

HERO
JUNE 15
ASK FOUNDATION


804
JUNE 24
SCOTT'S ADDITION

MILITARY
JUNE 29
SALUTE

ASTRONAUT
JULY 20
LUNAR LANDING

HUSHPUPIES
JULY 22
RICHMOND HUSHPUPIES

SUMMER OF '69
JULY 20
SQUIRRELSTOCK



EASTERN LEAGUE



EASTERN LEAGUE INFORMATION



LEAGUE INFORMATION/PERSONNEL

League Name	Eastern League of Professional
.....	Baseball Clubs, Inc.
Year Founded	1923
President	Joe McEachern (16th season)
Asst. to the President	Bill Rosario
Schedule	140 games, unbalanced
Opening Day/Last Game	April 4/Sept. 2
First Half Ends	Tues., June 18
Second Half Begins	Wed., June 19
Playoffs Begin	September 4
All-Star Break	July 8-10
All-Star Game	July 10 - Richmond, Va.
Roster Limit	25

DIVISIONAL ALIGNMENT

Western Division	Akron, Altoona,
.....	Bowie, Erie
.....	Harrisburg, Richmond
Eastern Division	Binghamton, Hartford
.....	New Hampshire, Portland,
.....	Reading, Trenton

EASTERN LEAGUE

27 Gorham Rd.
Suite 221
Scarborough, ME 04074
Phone: (207) 289-6206
Fax: (207) 219-8958
easternleague.com
@EasternLeague

PLAYOFF QUALIFICATION (NEW FOR 2019)

Playoff spots are determined using won-loss record (not winning percentage), with the first-place team from each half of the season earning a spot in the postseason.

PLAYOFF FORMAT

- Divisional Playoffs: Best of 5. Second-half division winner hosts Games 1-2. First-half division winner hosts Games 3-5.
- Championship Series: Winners of the division series play in Best-of-5 series. Eastern Division hosts first two games in odd-numbered years. Western Division hosts first two games in even-numbered years.

LEAGUE STATISTICIAN

MLB Advanced Media - 75 Ninth Ave., 5th Floor,
New York, NY 10011

Statistical Minimum Qualifiers

Hitting	2.7 PA/Game (378 PA)
Pitching	0.8 IP/Game (112 IP)

EASTERN LEAGUE UMPIRES

#	Umpire	2018 League	Resides	Experience
5	Matt Carlyon	Florida State League	Drums, Pa.	6.5 years
17	Joseph Gonzalez	Eastern League	El Monte, Calif.	4 years
90	Tom Hanahan	Eastern League	Mentor, Ohio	5 years
20	Aaron Higgins	Eastern League	Elk Grove, Calif.	6 years
7	Chris Marco	Eastern League	Waterdown, Ontario	6 years
56	Dave Martinez	Southern League	Bayonne, N.J.	6 years
16	Taka Matsuda	Eastern League	Seiyo, Japan	8 years
9	Jacob Metz	Eastern League	Edmonds, Wash.	6 years
87	Ben Phillips	Carolina League	Cary, N.C.	5 years
4	Mike Rains	Eastern League	Plano, Texas	5.5 years
35	Tom Roche	Eastern League	Hamden, Conn.	6 years
24	Greg Roemer	Eastern League	Richfield, Ohio	6 years
30	Mike Savakinas	Eastern League	Fairborn, Ohio	8 years
6	Chris Scott	Eastern League	Davidsonville, Md.	6 years
28	Sean Shafer-Markle	Eastern League	Grand Rapids, Mich.	6 years
3	Patrick Sharshel	Eastern League	Colorado Springs, Col.	8 years
8	Derek Thomas	Eastern League	Cape Coral, Fla.	6 years
2	Tom West	Eastern League	Scarborough, Australia	7 years



OPPONENTS

ALL-TIME REGULAR-SEASON RECORDS VS. OPPONENTS

TEAM	HOME	AWAY	OVERALL	TEAM	HOME	AWAY	OVERALL
Akron	26-25 (.510)	24-27 (.471)	50-52 (.490)	Hartford	11-8 (.579)	8-12* (.400)	19-20 (.487)
Altoona	46-37 (.554)	35-61 (.365)	81-98 (.452)	New Britain**	21-21 (.500)	17-22 (.436)	38-43 (.469)
Binghamton	16-20 (.444)	15-16 (.484)	31-36 (.463)	New Hamp.	14-12 (.538)	19-8 (.704)	33-20 (.623)
Bowie	61-51 (.545)	43-54 (.443)	104-105 (.497)	Portland	15-12 (.556)	14-13 (.519)	29-25 (.537)
Erie	28-12 (.700)	24-27 (.470)	52-39 (.571)	Reading	35-30 (.539)	25-43 (.368)	60-73 (.451)
Harrisburg	43-41 (.512)	31-38 (.449)	74-79 (.484)	Trenton	26-21 (.553)	25-34 (.424)	51-55 (.481)

* - In 2016, Richmond went 1-3 with designated Hartford home games at held The Diamond and 1-2 in designated Hartford home games held at New Hampshire's Northeast Delta Dental Stadium

** - The New Britain Rock Cats relocated to Hartford, Conn. following the 2015 season

EASTERN LEAGUE MILEAGE CHART

	AKR	ALT	BNG	BOW	ERI	HBG	HFD	NH	POR	REA	RIC	TRN
Akron	-	197	385	361	125	306	531	676	740	353	417	428
Altoona	197	-	223	186	199	121	370	514	578	179	263	242
Binghamton	385	223	-	298	266	182	226	295	403	153	400	178
Bowie	361	186	298	-	379	115	328	467	531	134	119	162
Erie	125	199	266	379	-	268	488	575	640	316	449	434
Harrisburg	306	121	182	115	268	-	281	420	484	62	217	125
Hartford	539	378	232	328	485	295	-	134	198	243	447	187
New Hampshire	676	514	295	467	575	420	133	-	99	378	588	321
Portland	740	578	403	531	640	484	208	99	-	443	653	386
Reading	353	179	153	134	316	62	237	378	443	-	254	84
Richmond	417	263	400	119	449	217	446	588	653	254	-	273
Trenton	428	242	178	162	434	125	180	321	386	84	273	-

2018 EASTERN LEAGUE RECAP

2018 FINAL WESTERN DIVISION STANDINGS

CLUB	W	L	PCT	GB	HOME	AWAY
Altoona Curve	78	60	.565	-	40-29	38-31
Akron RubberDucks	78	62	.557	1	38-32	40-30
Harrisburg Senators	72	65	.526	5.5	38-30	34-35
Bowie Baysox	67	71	.486	11	33-37	34-34
Erie SeaWolves	63	77	.450	16	30-40	33-37
Richmond Flying Squirrels	62	76	.449	16	31-37	31-39

E.L. WESTERN DIVISION SERIES

G1: AKR 5, ALT 2
G2: AKR 2, ALT 1
G3: ALT 8, AKR 5
G4: AKR 9, ALT 0
Akron def. Altoona, 3-1

E.L. EASTERN DIVISION SERIES

G1: NH 8, TRN 0
G2: NH 10, TRN 4
G3: NH 5, TRN 1
New Hampshire def. Trenton, 3-0

2018 FINAL EASTERN DIVISION STANDINGS

CLUB	W	L	PCT	GB	HOME	AWAY
Trenton Thunder	79	61	.564	-	42-29	37-32
New Hampshire Fisher Cats	76	62	.551	2	36-32	40-30
Hartford Yard Goats	65	72	.474	12.5	33-36	32-36
Reading Fightin Phils	64	73	.467	13.5	30-39	34-34
Binghamton Rumble Ponies	64	76	.457	15	36-34	28-42
Portland Sea Dogs	63	76	.453	15.5	32-37	31-39

E.L. CHAMPIONSHIP SERIES

G1: NH 3, AKR 1
G2: NH 6, AKR 1
G3: NH 8, AKR 5
New Hampshire def. Akron, 3-0

2018 E.L. POSTSEASON ALL-STARs

Catcher	Deivi Grullon
First Baseman	Will Craig
Second Baseman	Cavan Biggio
Third Baseman	Ke'Bryan Hayes
Third Baseman	Vladimir Guerrero Jr.
Shortstop	Bo Bichette
Outfielder	Harold Ramirez
Outfielder	Jonathan Davis
Outfielder	Trey Amburgey
Utility	Levi Michael
Designated Hitter	Corban Joseph
Right-Handed Pitcher	Jordan Romano
Left-Handed Pitcher	Keegan Akin
Relief Pitcher	Matt Pierpont


2018 E.L. SEASON-ENDING AWARDS

Most Valuable Player	Cavan Biggio
	New Hampshire
Pitcher of the Year	Keegan Akin
	Bowie
Rookie of the Year	Cavan Biggio
	New Hampshire
Manager of the Year	John Schneider
	New Hampshire
Postseason MVP	Harold Ramirez
	New Hampshire

Postseason All-Stars are voted on by respective Eastern League managers and media personnel



300 South Main Street
Akron, OH 44308
Phone: 330-253-5151
Fax: 330-253-3300
akronrubberducks.com
@AkronRubberDuck



TEAM INFORMATION

First Year.....	1997
Ballpark.....	Canal Park (cap. 7,630)
Field Dimensions.....	LF-331, CF-400, RF-337
Affiliation.....	Cleveland Indians
First Year of Affiliation.....	1997
League Championships.....	5 (2003, 2005, 2009, 2012, 2016)
Last Playoff Appearance.....	2018 (Lost in ELCS)
2018 Record.....	.78-62 (2nd, E.L. Western)
2018 Attendance.....	344,754 (6th)

Chief Executive Officer.....	Ken Babby
General Manager.....	Jim Pfander
Media Relations Contact.....	Adam Liberman
Broadcasters.....	Jim Clark, Marco LaNave

Manager.....	Rouglas Odor (1st season)
Pitching Coach.....	Tony Arnold
Hitting Coach.....	Justin Toole
Bench Coach.....	Juan De La Cruz
Athletic Trainer.....	Bobby Ruiz

Flying Squirrels Hotel in Akron.....	Fairfield Inn & Suites
.....	208 Springside Drive
.....	Akron, OH 44333
.....	Phone: 330-665-0641

HEAD-TO-HEAD RECORDS

YEAR	HOME	ROAD	OVL	PCT.
2010	1-2	1-2	2-4	.333
2011	2-1	3-5	5-6	.455
2012	2-5	3-4	5-9	.357
2013	4-4	2-2	6-6	.500
2014	1-3	3-0	4-3	.571
2015	6-0	3-1	9-1	.900
2016	3-3	5-2	8-5	.615
2017	4-2	2-5	6-7	.462
2018	3-5	2-6	5-11	.313
TOTAL	26-25	24-27	50-52	.490



Francisco Lindor (2013-14)

SERIES INFORMATION

All-Time vs. Akron.....	50-52
at Canal Park.....	24-27
at The Diamond.....	26-25
Postseason vs. Akron.....	3-1
2018 vs. Akron.....	5-11
at Canal Park.....	2-6
at The Diamond.....	3-5
Best Record vs. Akron.....	9-1 (2015)
Worst Record vs. Akron.....	5-11 (2018)
Most Runs Scored	
by Richmond.....	15 (7/7/13)
by Akron.....	16 (5/18/12)
Largest Margin of Victory.....	10, 2x 8/27/16 (13-3), 8/30/15 (12-2)
Largest Margin of Defeat.....	13 5/18/12 (16-3)
Longest Game (Innings).....	12, 9/1/12 (L, 4-1)

LONGEST WINNING STREAKS

by Richmond.....	9 July 21, 2014-July 22, 2015
by Akron.....	6 August 31, 2012-July 6, 2013

RICHMOND HIGHS VS. AKRON

BATTERS	
Most Hits.....	4, 7x (Last - C.J. Hinojosa - 7/23/17)
Most Runs Scored.....	4 (Christian Arroyo - 7/26/16)
Most Doubles.....	2, 11x
Most Home Runs.....	2, 2x (Last - Ricky Oropesa - 8/30/15)
Most RBI.....	5, 3x (Last - Ricky Oropesa - 8/30/15)

PITCHERS

Most IP.....	8.0, 5x (Last - Dan Slania - 7/15/16)
Most Hits Allowed.....	11, 2x (Last - Jack Snodgrass - 7/7/13)
Most Runs Allowed.....	11 (Garrett Williams - 5/25/18)
Most Walks.....	5, 4x (Last - Garrett Williams - 5/7/18)
Most Strikeouts.....	10, 2x (Last - Andrew Suarez - 7/18/16)

SERIES SWEEPS AT RICHMOND

Last by Richmond	
2-game.....	N/A
3-game.....	August 18-20, 2017
4-game.....	N/A
5-game.....	N/A
Last by Akron	
2-game.....	N/A
3-game.....	N/A
4-game.....	N/A
5-game.....	N/A

SERIES SWEEPS AT AKRON

Last by Richmond	
2-game.....	N/A
3-game.....	July 25-27, 2016
4-game.....	N/A
5-game.....	N/A
Last by Akron	
2-game.....	N/A
3-game.....	August 31-Sept. 3, 2012
4-game.....	July 19-22, 2018
5-game.....	N/A

2019 SERIES (12)

at Richmond (4)	at Akron (8)
May 16 (Thurs.) - 6:35 p.m.	May 24 (Fri.) - 6:35 p.m.
May 17 (Fri.) - 7:05 p.m.	May 25 (Sat.) - 6:35 p.m.
May 18 (Sat.) - 6:05 p.m.	May 26 (Sun.) - 6:35 p.m.
May 19 (Sun.) - 1:05 p.m.	May 27 (Mon.) - 1:05 p.m.
	Aug. 22 (Thurs.) - 7:05 p.m.
	Aug. 23 (Fri.) - 7:05 p.m.
	Aug. 24 (Sat.) - 7:05 p.m.
	Aug. 25 (Sun.) - 2:05 p.m.



1000 Park Ave.
Altoona, PA 16602
Phone: 814-943-5400
Fax: 814-943-9050
altoonacurve.com
@AltoonaCurve



TEAM INFORMATION

First Year.....	1999
Ballpark.....	Peoples Natural Gas Field (7,210)
Field Dimensions.....	LF - 325, CF - 405, RF - 325
Affiliation.....	Pittsburgh Pirates
First Year of Affiliation.....	1999
League Championships.....	2 (2010, 2017)
Last Playoff Appearance.....	2018 (Lost in WDCS)
2018 Record.....	78-60 (1st, E.L. Western)
2018 Attendance.....	297,118 (8th)

Managing Members.....Bob & Joan Lozinak
Chief Operating Officer.....David Lozinak
General Manager.....Derek Martin
Media Relations Contact.....Garrett Mansfield
Broadcasters.....Garrett Mansfield, Michael Marcantonini

Manager.....Michael Ryan (3rd season)
Pitching Coach.....Joel Hanrahan
Hitting Coach.....Jon Nunnally
Athletic Trainer.....Justin Ahrens

Flying Squirrels Hotel in Altoona.....Altoona Grand Hotel
.....1 Sheraton Drive
.....Altoona, PA 16601
.....Phone: 814-946-1631

HEAD-TO-HEAD RECORDS

YEAR	HOME	ROAD	OVL	PCT.
2010	7-8	3-8	10-16	.385
2011	4-2	5-6	9-8	.529
2012	5-2	4-10	9-12	.429
2013	6-4	5-6	11-10	.524
2014	6-1	5-9	11-10	.524
2015	5-5	5-5	10-10	.500
2016	5-7	1-9	6-16	.273
2017	6-4	3-3	9-7	.563
2018	2-4	4-5	6-9	.400
TOTAL	46-37	35-61	81-98	.453



Andrew McCutchen

SERIES INFORMATION

All-Time vs. Altoona.....	81-98
at PNG Field.....	35-61
at The Diamond.....	46-37
Postseason vs. Altoona.....	N/A
2018 vs. Altoona.....	6-9
at PNG Field.....	4-5
at The Diamond.....	2-4
Best Record vs. Altoona.....	9-7 (2017)
Worst Record vs. Altoona.....	6-16 (2016)
Most Runs Scored.....	20 (5/26/13)
by Richmond.....	14 (5/24/13)
by Altoona.....	11, 2x
Largest Margin of Victory.....	5/26/13 (20-9), 5/27/13 (13-2)
Largest Margin of Defeat.....	12
8/23/13 (G2) (13-1)	
Longest Game (Innings).....	15, 2x (Last - 8/28/17)

LONGEST WINNING STREAKS

by Richmond.....	4, 5x
Last - May 4-7, 2015	
by Altoona.....	13
April 22-August 4, 2016	

RICHMOND HIGHS VS. ALTOONA

BATTERS

Most Hits.....	5, 2x (Last - Juan Perez - 4/20/12)
Most Runs Scored.....	4, 3x (Last - Ryan Lollis - 5/26/13)
Most Doubles.....	2, 8x (Last - Hunter Cole - 7/19/15)
Most Home Runs.....	2, 2x (Last - Jarrett Parker - 5/26/13)
Most RBI.....	7 (Jarrett Parker - 5/26/13)

PITCHERS

Most IP.....	8.0 (Andrew Suarez - 9/5/16)
Most Hits Allowed.....	11 (Shaun Anderson - 6/20/18)
Most Runs Allowed.....	9 (Jake McCasland - 8/25/18)
Most Walks.....	6, 2x (Last - Jake McCasland - 8/25/18)
Most Strikeouts.....	11 (Nate Reed - 8/30/17)

SERIES SWEEPS AT RICHMOND

Last by Richmond.....	N/A
2-game.....	May 27-29, 2014
3-game.....	N/A
4-game.....	N/A
5-game.....	N/A
Last by Altoona.....	N/A
2-game.....	June 30-May 2, 2018
3-game.....	May 12-15, 2016
4-game.....	N/A
5-game.....	N/A

SERIES SWEEPS AT ALTOONA

Last by Richmond.....	N/A
2-game.....	N/A
3-game.....	May 4-7, 2015
4-game.....	N/A
5-game.....	N/A
Last by Altoona.....	May 2-3, 2017
2-game.....	August 2-4, 2016
3-game.....	July 31-August 3, 2014
4-game.....	N/A
5-game.....	N/A

2019 SERIES (21)

at Richmond (10)

April 18 (Thurs.) - 6:35 p.m.	
April 19 (Fri.) - 7:05 p.m.	
April 20 (Sat.) - 6:05 p.m.	
May 2 (Thurs.) - 6:35 p.m.	
May 3 (Fri.) - 7:05 p.m.	
May 4 (Sat.) - 6:05 p.m.	
May 5 (Sun.) - 1:05 p.m.	
June 24 (Mon.) - 6:35 p.m.	
June 25 (Tues.) - 6:35 p.m.	
June 26 (Wed.) - 6:35 p.m.	

at Altoona (11 games)

April 26 (Fri.) - 6:00 p.m.	
April 27 (Sat.) - 4:00 p.m.	
April 28 (Sun.) - 2:00 p.m.	
July 25 (Thurs.) - 6:30 p.m.	
July 26 (Fri.) - 7:00 p.m.	
July 27 (Sat.) - 6:00 p.m.	
July 28 (Sun.) - 6:00 p.m.	
Aug. 5 (Mon.) - 6:30 p.m.	
Aug. 6 (Tues.) - 6:30 p.m.	
Aug. 7 (Wed.) - 6:30 p.m.	
Aug. 8 (Thurs.) - 6:30 p.m.	



BINGHAMTON RUMBLE PONIES | NEW YORK METS



211 Henry Street
Binghamton, NY 13901
Phone: 607-723-6387
Fax: 607-723-7779
bingrp.com
@RumblePoniesBB



TEAM INFORMATION

First Year.....	1992
Ballpark.....	NYSEG Stadium (cap. 6,012)
Field Dimensions.....	LF - 330, CF - 400, RF - 300
Affiliation.....	New York Mets
First Year of Affiliation.....	1992
League Championships.....	3 (1992, 1994, 2014)
Last Playoff Appearance.....	2017 (Lost EDCS)
2018 Record.....	64-76 (5th, E.L. Eastern)
2018 Attendance.....	220,279 (11th)

Chief Executive Officer.....	John Hughes
Managing Director.....	John Bayne
Media Relations Contact.....	Tim Heiman
Broadcasters.....	Tim Heiman, Jonny Wincott

Manager.....	Kevin Boles (1st season)
Pitching Coach.....	Jonathan Hurst
Hitting Coach.....	Tony Jaramillo
Bench Coach.....	Ender Chavez
Athletic Trainer.....	Kiyoshi Tada

Flying Squirrels Hotel in Binghamton.....	Holiday Inn Binghamton
.....	2-8 Hawley Street
.....	Binghamton, NY 13901
.....	Phone: 607-722-1212 x7906

HEAD-TO-HEAD RECORDS

YEAR	HOME	ROAD	OVL	PCT.
2010	1-2	2-2	3-4	.429
2011	2-1	1-2	3-3	.500
2012	1-2	2-1	3-3	.500
2013	1-2	2-1	3-3	.500
2014	4-3	0-3	4-6	.400
2015	4-3	1-1	5-4	.556
2016	2-1	3-4	5-5	.500
2017	0-4	2-1	2-5	.286
2018	1-2	2-1	3-3	.500
TOTAL	16-20	15-16	31-36	.463



Tim Tebow

SERIES INFORMATION

All-Time vs. Binghamton.....	31-36
at NYSEG Stadium.....	15-16
at The Diamond.....	16-20
Postseason vs. Binghamton.....	0-3
2018 vs. Binghamton.....	3-3
at NYSEG Stadium.....	2-1
at The Diamond.....	1-2
Best Record vs. Binghamton.....	5-4 (2015)
Worst Record vs. Binghamton.....	2-5 (2017)
Most Runs Scored.....	
by Richmond.....	12 (9/1/14)
by Binghamton.....	11, 2x (Last - 7/30/15)
Largest Margin of Victory.....	9
.....	5/25/16 (11-2)
Largest Margin of Defeat.....	10
.....	5/25/10 (10-0)
Longest Game (Innings).....	10, 5/13/15

LONGEST WINNING STREAKS

by Richmond.....	5, 2x
.....	Last - May 25-June 15, 2016
by Binghamton.....	7
.....	June 16, 2016-May 25, 2017

RICHMOND HIGHS VS. BINGHAMTON

BATTERS	
Most Hits.....	5 (Conor Gillaspie - 5/27/10)
Most Runs Scored.....	4, 2x (Last - 7/16/13)
Most Doubles.....	3 (Juan Perez - 8/17/12)
Most Home Runs.....	2, 2x (Last - Slade Heathcott - 6/7/17)
Most RBI.....	5 (Roger Kieschnick - 6/16/11)

PITCHERS

Most IP.....	7.2 (Tyler Beede - 6/16/16)
Most Hits Allowed.....	11 (Chris Heston - 7/5/12)
Most Runs Allowed.....	7, 5x (Last - Andrew Suarez - 6/26/16)
Most Walks.....	6, 2x (Last - Jake McCasland - 8/9/18)
Most Strikeouts.....	8, 3x (Last - Matt Gage - 6/15/16)

SERIES SWEEPS AT RICHMOND

Last by Richmond	
2-game.....	N/A
3-game.....	N/A
4-game.....	August 29-September 1, 2014
5-game.....	N/A
Last by Binghamton	
2-game.....	N/A
3-game.....	August 5-7, 2014
4-game.....	May 22-25, 2017
5-game.....	N/A

SERIES SWEEPS AT BINGHAMTON

Last by Richmond	
2-game.....	N/A
3-game.....	N/A
4-game.....	N/A
5-game.....	N/A
Last by Binghamton	
2-game.....	N/A
3-game.....	June 24-26, 2016
4-game.....	N/A
5-game.....	N/A

2019 SERIES (6)

at Richmond (3)	at Binghamton (3)
May 28 (Tues.) - 6:35 p.m.	June 21 (Fri.) - 7:05 p.m.
May 29 (Wed.) - 6:35 p.m.	June 22 (Sat.) - 7:05 p.m.
May 30 (Thurs.) - 6:35 p.m.	June 23 (Sun.) - 7:05 p.m.



4101 NE Crain Highway
Bowie, MD 20716
Phone: 301-805-6000
Fax: 301-464-4911
baysox.com
@BowieBaysox



TEAM INFORMATION

First Year.....	1993
Ballpark.....	Prince George's Stadium (cap. 10,000)
Field Dimensions.....	LF-309, CF-405, RF-309
Affiliation.....	Baltimore Orioles
First Year of Affiliation.....	1993
League Championships.....	1 (2015)
Last Playoff Appearance.....	2017 (Lost in WDSCS)
2018 Record.....	67-71 (4th in E.L. Western)
2018 Attendance.....	230,347 (10th)

Ownership.....	Maryland Baseball Holding, LLC
General Manager.....	Brian Shallcross
Communications Manager.....	Robby Veronesi
Broadcasters.....	Adam Pohl, Justin Gallanty

Manager.....	Buck Britton (1st season)
Pitching Coach.....	Kennie Steenstra
Hitting Coach.....	Keith Bodie
Coach.....	Josh Conway
Athletic Trainer.....	Brian Guzman

Flying Squirrels Hotel in Bowie.....	Crowne Plaza Annapolis
.....	173 Jennifer Road
.....	Annapolis, MD 21401
.....	Phone: 410-266-3131

HEAD-TO-HEAD RECORDS

YEAR	HOME	ROAD	OVL	PCT.
2010	9-6	7-7	16-13	.552
2011	6-6	3-10	9-16	.360
2012	8-6	5-5	13-11	.542
2013	8-5	3-8	11-13	.458
2014	6-8	8-2	14-10	.583
2015	7-4	4-6	11-10	.524
2016	6-4	5-5	11-9	.550
2017	5-6	5-6	10-12	.455
2018	6-6	3-5	9-11	.450
TOTAL	61-51	43-54	104-105	.498



Manny Machado

SERIES INFORMATION

All-Time vs. Bowie.....	104-105
at Prince George's Stadium.....	43-54
at The Diamond.....	61-51
Postseason vs. Bowie.....	N/A
2018 vs. Bowie.....	9-11
at Prince George's Stadium.....	3-5
at The Diamond.....	6-6
Best Record vs. Bowie.....	14-10 (2014)
Worst Record vs. Bowie.....	9-16 (2011)
Most Runs Scored.....	14 (7/23/10)
by Richmond.....	13, 2x (Last - 4/26/17)
by Bowie.....	10, 2x
Largest Margin of Victory.....	Last - 4/20/17 (12-2)
Largest Margin of Defeat.....	13
.....	7/13/13 (13-0)
Longest Game (Innings).....	16 (5/19/11)

LONGEST WINNING STREAKS

by Richmond.....	5
.....	September 4, 2010-April 12, 2011
by Bowie.....	6
.....	June 26-July 14, 2013

RICHMOND HIGHS VS. BOWIE

BATTERS

Most Hits.....	4, 4x (Last - C.J. Hinojosa - 7/15/16)
Most Runs Scored.....	3, 11x (Last - Heatcott/Bednar - 4/20/17)
Most Doubles.....	2, 21x (Last - Matt Winn - 8/15/18)
Most Home Runs.....	2, 6x (Last - Hunter Cole - 9/4/17)
Most RBI.....	5, 3x (Last - Dylan Davis - 7/8/17)

PITCHERS

Most IP.....	8.0, 5x (Last - Matt Gage - 8/12/16)
Most Hits Allowed.....	13 (Craig Westcott - 4/11/12)
Most Runs Allowed.....	8 (Andrew Suarez - 5/31/16)
Most Walks.....	6 (Michael Main - 7/24/10)
Most Strikeouts.....	11 (Chris Heston - 8/12/12)

SERIES SWEEPS AT RICHMOND

Last by Richmond.....	N/A
2-game.....	N/A
3-game.....	April 30-May 2, 2010
4-game.....	N/A
5-game.....	N/A
Last by Bowie.....	N/A
2-game.....	N/A
3-game.....	May 13-14, 2014
4-game.....	N/A
5-game.....	N/A

SERIES SWEEPS AT BOWIE

Last by Richmond.....	N/A
2-game.....	N/A
3-game.....	May 30-June 1, 2014
4-game.....	N/A
5-game.....	N/A
Last by Bowie.....	N/A
2-game.....	April 23-25, 2018
3-game.....	April 29-May 1, 2011
4-game.....	N/A
5-game.....	July 11-July 14, 2013

2019 SERIES (22)

at Richmond (13)	at Bowie (9 games)
April 8 (Mon.) - 6:35 p.m.	April 29 (Mon.) - 6:35 p.m.
April 9 (Tues.) - 6:35 p.m.	April 30 (Tues.) - 6:35 p.m.
April 10 (Wed.) - 10:35 a.m.	May 1 (Wed.) - 11:05 a.m.
July 22 (Mon.) - 6:35 p.m.	May 10 (Fri.) - 7:05 p.m.
July 23 (Tues.) - 6:35 p.m.	May 11 (Sat.) - 7:05 p.m.
July 24 (Wed.) - 12:05 p.m.	May 12 (Sun.) - 1:35 p.m.
Aug. 9 (Fri.) - 7:05 p.m.	Aug. 13 (Tues.) - 7:05 p.m.
Aug. 10 (Sat.) - 6:05 p.m.	Aug. 14 (Wed.) - 7:05 p.m.
Aug. 11 (Sun.) - 1:05 p.m.	Aug. 15 (Thurs.) - 7:05 p.m.
Aug. 30 (Fri.) - 7:05 p.m.	
Aug. 31 (Sat.) - 6:05 p.m.	
Sept. 1 (Sun.) - 6:05 p.m.	
Sept. 2 (Mon.) - 1:05 p.m.	



110 E 10th Street
Erie, PA 16501
Phone: 814-456-1300
Fax: 814-456-7520
seawolves.com
@erie_seawolves



TEAM INFORMATION

First Year.....	1995
Ballpark.....	UPMC Park (cap. 6000)
Field Dimensions.....	LF-312, CF-400, RF-328
Affiliation.....	Detroit Tigers
First Year of Affiliation.....	2001
League Championships.....	0
Last Playoff Appearance.....	2013 (Lost in WDCS)
2018 Record.....	63-77 (5th, E.L. Western)
2018 Attendance.....	205,055 (12th)

Chief Executive Officer/Owner.....Fernando Aguirre
General Manager.....Greg Coleman
Media Relations Contact.....Greg Gania
Broadcasters.....Greg Gania, Evan Giddings

Manager.....Mike Rabelo (1st season)
Pitching Coach.....Mark Johnson
Hitting Coach.....Brian Harper
Coach.....Santiago Garrido
Athletic Trainer.....T.J. Obergefell

Flying Squirrels Hotel in Erie.....Baymont Inn & Suites
.....8170 Perry Highway
.....Erie, PA 16509
.....Phone: 814-866-8808

HEAD-TO-HEAD RECORDS

YEAR	HOME	ROAD	OVL	PCT.
2010	4-3	4-3	8-6	.571
2011	6-1	2-1	8-2	.800
2012	1-2	2-2	3-4	.429
2013	3-0	3-4	6-4	.600
2014	3-1	4-3	7-4	.636
2015	2-1	3-4	5-5	.500
2016	2-1	2-5	4-6	.400
2017	6-1	3-3	9-4	.692
2018	1-2	1-2	2-4	.333
TOTAL	28-12	24-27	52-39	.571



Michael Fulmer

SERIES INFORMATION

All-Time vs. Erie.....	52-39
at UPMC Park.....	24-27
at The Diamond.....	28-12
Postseason vs. Erie.....	N/A
2018 vs. Erie.....	2-4
at UPMC Park.....	1-2
at The Diamond.....	1-2
Best Record vs. Erie.....	8-2 (2011)
Worst Record vs. Erie.....	2-4 (2018)
Most Runs Scored.....	
by Richmond.....	14 (9/2/10)
by Erie.....	14 (7/26/11)
Largest Margin of Victory.....	14
	9/2/10 (14-0)
Largest Margin of Defeat.....	11
	7/26/11 (14-3)
Longest Game (Innings).....	15 (7/26/12)

LONGEST WINNING STREAKS

by Richmond.....	7
	May 14-July 25, 2011
by Erie.....	4
	July 14, 2014-May 18, 2015

RICHMOND HIGHS VS. ERIE

BATTERS	
Most Hits.....	4, 8x (Last - Jerry Sands - 8/22/17)
Most Runs Scored.....	3, 9x (Last - Myles Schroder - 7/28/17)
Most Doubles.....	2, 9x (Last - Castillo/Hinojosa - 7/18/18)
Most Home Runs.....	3 (Thomas Neal - 6/26/10)
Most RBI.....	5 (Thomas Neal - 6/26/10)

PITCHERS	
Most IP.....	9.0 (Tyler Herb - 8/21/17)
Most Hits Allowed.....	10, 2x (Last - Tyler Beede - 5/28/16)
Most Runs Allowed.....	8 (Matt Lujan - 5/18/15)
Most Walks.....	6 (Carlos Teller - 5/31/13)
Most Strikeouts.....	11, 2x (Kyle Crick - 7/25/14)

SERIES SWEEPS AT RICHMOND

Last by Richmond	
2-game.....	N/A
3-game.....	May 30-June 2, 2013
4-game.....	N/A
5-game.....	N/A
Last by Erie	
2-game.....	N/A
3-game.....	N/A
4-game.....	N/A
5-game.....	N/A

SERIES SWEEPS AT ERIE

Last by Richmond	
2-game.....	N/A
3-game.....	June 20-22, 2014
4-game.....	N/A
5-game.....	N/A
Last by Erie	
2-game.....	N/A
3-game.....	August 22-24, 2016
4-game.....	N/A
5-game.....	N/A

2019 SERIES (14)

at Richmond (7)	at Erie (7)
July 18 (Thurs.) - 6:35 p.m.	May 13 (Mon.) - 6:05 p.m.
July 19 (Fri.) - 7:05 p.m.	May 14 (Tues.) - 6:05 p.m.
July 20 (Sat.) - 6:05 p.m.	May 15 (Wed.) - 10:35 a.m.
July 21 (Sun.) - 1:05 p.m.	Aug. 26 (Mon.) - 7:05 p.m.
Aug. 19 (Mon.) - 6:35 p.m.	Aug. 27 (Tues.) - 7:05 p.m.
Aug. 20 (Tues.) - 6:35 p.m.	Aug. 28 (Wed.) - 7:05 p.m.
Aug. 21 (Wed.) - 6:35 p.m.	Aug. 29 (Thurs.) - 7:05 p.m.



245 Championship Way
Harrisburg, PA 17101
Phone: 717-231-4444
Fax: 717-321-4445
senatorsbaseball.com
@HbgSenators



TEAM INFORMATION

First Year.....	1987
Ballpark.....	FNB Field (cap. 6,302)
Field Dimensions.....	LF-330, CF-400, RF-335
Affiliation.....	Washington Nationals
First Year of Affiliation.....	1991
League Championships.....	6 (1987, 1993, 1996, 1997, 1998, 1999)
Last Playoff Appearance.....	2013 (Lost in ELCS)
2018 Record.....	72-65 (3rd, E.L. Western)
2018 Attendance.....	259,243 (9th)

Principal Owner.....	Mark Butler
President.....	Kevin Kulp
General Manager.....	Randy Whitaker
Media Relations Contact.....	Terry Byrom
Broadcasters.....	Terry Byrom, Seth Smith

Manager.....	Matt LeCroy (4th season, 8th overall)
Pitching Coach.....	Michael Tejera
Hitting Coach.....	Brian Rupp
Athletic Trainer.....	T.D. Swinford

Flying Squirrels Hotel in Harrisburg.....	Holiday Inn Harrisburg East
.....	815 S Eisenhower Blvd.
.....	Middletown, PA 17057
.....	Phone: 717-939-1600

HEAD-TO-HEAD RECORDS

YEAR	HOME	ROAD	OVL	PCT.
2010	0-3	3-4	3-7	.300
2011	10-5	3-3	13-8	.619
2012	7-3	7-3	14-6	.700
2013	2-5	2-4	4-9	.308
2014	8-2	4-3	12-5	.706
2015	6-3	5-6	11-9	.550
2016	3-6	1-3	4-9	.308
2017	5-5	3-7	8-12	.400
2018	2-9	3-5	5-14	.263
TOTAL	43-41	31-38	74-79	.484



Stephen Strasburg

SERIES INFORMATION

All-Time vs. Harrisburg.....	74-79
at FNB Field.....	31-38
at The Diamond.....	43-41
Postseason vs. Harrisburg.....	3-0
2018 vs. Harrisburg.....	5-14
at FNB Field.....	3-5
at The Diamond.....	2-9
Best Record vs. Harrisburg.....	5-14 (2018)
Worst Record vs. Harrisburg.....	12-5 (2014)
Most Runs Scored.....	
by Richmond.....	15 (6/29/18)
by Harrisburg.....	12 (8/31/13)
Largest Margin of Victory.....	12
.....	5/27/15 (12-0)
Largest Margin of Defeat.....	9, 2x
.....	Last - 8/31/13 (12-3)
Longest Game (Innings).....	15 (7/20/14)

LONGEST WINNING STREAKS

by Richmond.....	5, 3x
.....	Last - May 26-June 17, 2015
by Harrisburg.....	7
.....	July 1-September 3, 2018 (Active entering 2019)

RICHMOND HIGHS VS. HARRISBURG

BATTERS

Most Hits.....	5, 3x (Last - Austin Slater - 5/10/16)
Most Runs Scored.....	3, 11x (Last - Matt Lipka - 7/2/18)
Most Doubles.....	2, 19x (Last - Caleb Gindl - 6/29/18)
Most Home Runs.....	2, 2x (Last - Miguel Gomez - 5/28/17)
Most RBI.....	6 (Chris Dominguez - 6/27/11)

PITCHERS

Most IP.....	9.0 (Jack Snodgrass - 6/24/14)
Most Hits Allowed.....	12 (Ryan Bradley - 5/14/13)
Most Runs Allowed.....	8 (Jordan Johnson - 6/16/17)
Most Walks.....	6 (Jordan Johnson - 5/27/17)
Most Strikeouts.....	12 (Eric Surkamp - 7/10/11)

SERIES SWEEPS AT RICHMOND

Last by Richmond.....	
2-game.....	N/A
3-game.....	May 26-May 28, 2015
4-game.....	N/A
5-game.....	N/A
Last by Harrisburg.....	
2-game.....	N/A
3-game.....	May 9-11, 2016
4-game.....	N/A
5-game.....	N/A

SERIES SWEEPS AT HARRISBURG


Last by Richmond.....	
2-game.....	N/A
3-game.....	N/A
4-game.....	N/A
5-game.....	N/A
Last by Harrisburg.....	
2-game.....	May 7-9, 2012
3-game.....	August 15-17, 2017
4-game.....	August 31-September 3, 2018
5-game.....	N/A

2019 SERIES (16)

at Richmond (6)	at Harrisburg (10)
June 11 (Tues.) - 6:35 p.m.	July 1 (Mon.) - 6:30 p.m.
June 12 (Wed.) - 6:35 p.m.	July 2 (Tues.) - 7:00 p.m.
June 13 (Thurs.) - 6:35 p.m.	July 3 (Wed.) - 7:00 p.m.
Aug. 16 (Fri.) - 7:05 p.m.	July 11 (Thurs.) - 7:00 p.m.
Aug. 17 (Sat.) - 6:05 p.m.	July 12 (Fri.) - 7:00 p.m.
Aug. 18 (Sun.) - 1:05 p.m.	July 13 (Sat.) - 6:00 p.m.
	July 14 (Sun.) - 1:00 p.m.
	Aug. 2 (Fri.) - 7:00 p.m.
	Aug. 3 (Sat.) - 6:00 p.m.
	Aug. 4 (Sun.) - 1:00 p.m.



1214 Main Street
Hartford, CT 06103
Phone: 860-246-4628
Fax: 860-247-4628
yardgoatsbaseball.com
@GoYardGoats



TEAM INFORMATION

First Year.....	2016
Ballpark.....	Dunkin' Donuts Park
Field Dimensions.....	LF-331, CF-400, RF-337
Affiliation.....	Colorado Rockies
First Year of Affiliation.....	2015
League Championships.....	0
Last Playoff Appearance.....	N/A
2018 Record.....	76-62 (3rd, E.L. Eastern)
2018 Attendance.....	408,942 (1st)

President.....Tim Restall
General Manager.....Mike Abramson
Media Contact.....Jeff Dooley
Broadcasters.....Jeff Dooley, Dan Lovallo

Manager.....Warren Schaeffer (2nd season)
Pitching Coach.....Steve Merriman
Hitting Coach.....Lee Stevens
Athletic Trainer.....Hoshito Mizutani

Flying Squirrels Hotel in Hartford.....Holiday Inn Express
.....2553 Berlin Turnpike
.....Newington, CT 06489
.....Phone: 860-372-4000

HEAD-TO-HEAD RECORDS

YEAR	HOME	ROAD	OVL	PCT.
2016	3-3	2-5*	5-8	.385
2017	4-3	3-3	7-6	.538
2018	4-2	3-4	7-6	.538
TOTAL	11-8	8-12	19-20	.487

* - 1-3 in HFD home games held at The Diamond / 1-2 in HFD home games held at New Hampshire's Northeast Delta Dental Stadium



Brendan Rodgers

SERIES INFORMATION

All-Time vs. Hartford.....	19-20
at Dunkin Donuts Park.....	8-12*
at The Diamond.....	11-8
Postseason vs. Hartford.....	N/A
2018 vs. Hartford.....	7-6
at Dunkin Donuts Park.....	3-4
at The Diamond.....	4-2
Best Record vs. Hartford.....	7-6, 2x (2017, 2018)
Worst Record vs. Hartford.....	5-8 (2016)
Most Runs Scored.....	
by Richmond.....	11, 3x (Last - 4/6/17)
by Hartford.....	12 (6/1/17)
Largest Margin of Victory.....	11
	8/30/16 (11-0)
Largest Margin of Defeat.....	10
	5/30/17 (12-2)
Longest Game (Innings).....	11, 2x (Last - 8/31/16)

LONGEST WINNING STREAKS

by Richmond.....	3
	June 22, 2017-April 9, 2018
by Hartford.....	3
	April 7, 2016-April 9, 2016 (G1)

RICHMOND HIGHS VS. HARTFORD

BATTERS	
Most Hits.....	4, 3x (Last - Christian Arroyo - 4/29/18)
Most Runs Scored.....	3 (Aramis Garcia - 6/27/18)
Most Doubles.....	2, 2x (Last - Hunter Cole - 4/28/17)
Most Home Runs.....	2, 2x (Last - Aramis Garcia - 6/27/18)
Most RBI.....	4 (Jonah Arenado - 4/10/18)

PITCHERS

Most IP.....	9.0, 2x (Last - Tyler Beede - 6/22/17)
Most Hits Allowed.....	11 (Jordan Johnson - 6/26/18)
Most Runs Allowed.....	6 (Christian Jones - 4/8/16)
Most Walks.....	5 (Sam Coonrod - 5/30/17)
Most Strikeouts.....	11, 2x (Tyler Beede - 8/29/16)

SERIES SWEEPS AT RICHMOND

Last by Richmond	
2-game.....	N/A
3-game.....	N/A
4-game.....	N/A
5-game.....	N/A
Last by Hartford	
2-game.....	April 29-30, 2016
3-game.....	N/A
4-game.....	N/A
5-game.....	N/A

SERIES SWEEPS AT HARTFORD

Last by Richmond	
2-game.....	N/A
3-game.....	N/A
4-game.....	N/A
5-game.....	N/A
Last by Hartford	
2-game.....	N/A
3-game.....	N/A
4-game.....	N/A
5-game.....	N/A

2019 SERIES (14)

at Richmond (8)	at Hartford (6)
April 4 (Thurs.) – 6:35 p.m.	April 15 (Mon.) – 7:05 p.m.
April 5 (Fri.) – 7:05 p.m.	April 16 (Tues.) – 7:05 p.m.
April 6 (Sat.) – 6:05 p.m.	April 17 (Wed.) – 10:35 a.m.
April 7 (Sun.) – 1:05 p.m.	July 15 (Mon.) – 7:05 p.m.
June 27 (Thurs.) – 6:35 p.m.	July 16 (Tues.) – 7:05 p.m.
June 28 (Fri.) – 7:05 p.m.	July 17 (Wed.) – 10:35 a.m.
June 29 (Sat.) – 6:05 p.m.	
June 30 (Sun.) – 1:05 p.m.	



1 Line Drive
Manchester, NH 03101
Phone: 603-641-2005
Fax: 603-641-2055
nhfishercats.com
@FisherCats



TEAM INFORMATION

First Year.....	2004
Ballpark.....	Northeast Delta Dental Stadium (cap. 6,500)
Field Dimensions.....	LF-326, CF-400, RF-306
Affiliation.....	Toronto Blue Jays
First Year of Affiliation.....	2004
League Championships.....	3 (2011, 2014, 2018)
Last Playoff Appearance.....	2018 (Won ELCS)
2018 Record.....	76-62 (2nd, E.L. Eastern)
2018 Attendance.....	319,099 (7th)

Owner.....	Art Soloman
Team President.....	Mike Ramshaw
General Manager.....	Jim Flavin
Media Contact.....	Tyler Murray
Broadcasters.....	Tyler Murray, Bob Lipman, Tyler Zickel

Manager.....	Mike Mordecai (1st season)
Pitching Coach.....	Vince Horsemann
Hitting Coach.....	Donnie Murphy
Position Player Coach.....	Andy Fermin
Athletic Trainer.....	Caleb Daniel

Flying Squirrels Hotel in New Hampshire.....	Country Inn & Suites
.....	250 S River Road
.....	Bedford, NH 03110
.....	Phone: 603-666-4600

HEAD-TO-HEAD RECORDS

YEAR	HOME	ROAD	OVL	PCT.
2010	1-1	2-1	3-2	.600
2011	0-3	2-1	2-4	.333
2012	3-0	2-1	5-1	.833
2013	2-1	2-1	4-2	.667
2014	2-1	2-1	4-2	.667
2015	2-1	3-0	5-1	.833
2016	3-1	3-0	6-1	.857
2017	0-3	2-1	2-4	.333
2018	1-1	1-2	2-3	.400
TOTAL	14-12	19-8	33-20	.623



Vladimir Guerrero Jr.

SERIES INFORMATION

All-Time vs. New Hampshire.....	33-20
at Northeast Delta Dental Stadium.....	19-8
at The Diamond.....	14-12
Postseason vs. New Hampshire.....	1-3
2018 vs. New Hampshire.....	2-3
at Northeast Delta Dental Stadium.....	1-2
at The Diamond.....	1-1
Best Record vs. New Hamp.....	6-1 (2016)
Worst Record vs. New Hamp.....	2-4, 2x (2011, 2017)
Most Runs Scored.....	
by Richmond.....	20 (8/2/18)
by New Hampshire.....	14 (8/1/18)
Largest Margin of Victory.....	12
.....	8/2/18 (20-8)
Largest Margin of Defeat.....	11
.....	8/1/18 (14-3)
Longest Game (Innings).....	14 (8/11/10)

LONGEST WINNING STREAKS

by Richmond.....	7
.....	August 14, 2014 (G1)-August 5, 2015
by New Hampshire.....	3, 3x
.....	Last - 8/6/17 (G2)-August 1, 2018

RICHMOND HIGHS VS. NEW HAMPSHIRE

BATTERS

Most Hits.....	5 (Rando Moreno - 6/5/15)
Most Runs Scored.....	3, 2x (Last - Arenado/A. Garcia - 8/2/18)
Most Doubles.....	3 (Dylan Davis - 8/2/18)
Most Home Runs.....	2 (Carlos Moncrief, 6/9/16)
Most RBI.....	4, 3x (Last - Jackson Williams - 6/6/15)

PITCHERS

Most IP.....	9.0 (Mike MacDonald - 8/5/10)
Most Hits Allowed.....	12 (Dan Slania - 8/6/17)
Most Runs Allowed.....	8 (Mike Connolly - 8/1/18)
Most Walks.....	6 (Kyle Crick - 6/6/15)
Most Strikeouts.....	8, 3x (Matt Lujan - 6/7/15)

SERIES SWEEPS AT RICHMOND

Last by Richmond	
2-game.....	N/A
3-game.....	June 12-June 14, 2012
4-game.....	N/A
5-game.....	N/A
Last by New Hampshire	
2-game.....	N/A
3-game.....	June 13-15, 2017
4-game.....	N/A
5-game.....	N/A

SERIES SWEEPS AT NEW HAMPSHIRE


Last by Richmond	
2-game.....	N/A
3-game.....	June 7-9, 2016
4-game.....	N/A
5-game.....	N/A
Last by New Hampshire	
2-game.....	N/A
3-game.....	N/A
4-game.....	N/A
5-game.....	N/A

2019 SERIES (6)

at Richmond (3)	at New Hampshire (3)
June 14 (Fri.) - 7:05 p.m.	June 7 (Fri.) - 6:35 p.m.
June 15 (Sat.) - 6:05 p.m.	June 8 (Sat.) - 6:35 p.m.
June 16 (Sun.) - 1:05 p.m.	June 9 (Sun.) - 1:35 p.m.



271 Park Avenue
Portland, ME 04102
Phone: 207-874-9300
Fax: 207-780-0317
seadogs.com
@PortlandSeaDogs



TEAM INFORMATION

First Year.....	1994
Ballpark.....	Hadlock Field (7,368)
Field Dimensions.....	LF-315, CF-400, RF-335
Affiliation.....	Boston Red Sox
First Year of Affiliation.....	2003
League Championships.....	1 (2006)
Last Playoff Appearance.....	2014 (Lost in EDCS)
2018 Record.....	63-76 (6th, E.L. Eastern)
2018 Attendance.....	346,341 (5th)

Chairman..... Bill Burke
President & General Manager..... Geoff Iacussa
Media Relations Contact..... Chris Cameron, Mike Antonellis
Broadcasters..... Mike Antonellis, Mark Priceman

Manager..... Joe Oliver (1st season)
Pitching Coach..... Paul Abbott
Hitting Coach..... Lee May Jr.
Athletic Trainer..... Scott Gallon

Flying Squirrels Hotel in Portland..... Fireside Inn & Suites
..... 81 Riverside Street
..... Portland, ME 04103
..... Phone: 207-774-5601

HEAD-TO-HEAD RECORDS

YEAR	HOME	ROAD	OVL	PCT.
2010	2-1	2-1	4-2	.667
2011	2-1	2-1	4-2	.667
2012	2-1	1-2	3-3	.500
2013	3-0	3-0	6-0	1.000
2014	2-1	0-3	2-4	.333
2015	2-1	2-1	4-2	.667
2016	0-3	1-2	1-5	.167
2017	0-3	1-2	1-5	.167
2018	2-1	2-1	4-2	.667
TOTAL	15-12	14-13	29-25	.537



Mookie Betts

SERIES INFORMATION

All-Time vs. Portland.....	29-25
at Hadlock Field.....	14-13
at The Diamond.....	15-12
Postseason vs. Portland.....	N/A
2018 vs. Portland.....	4-2
at Hadlock Field.....	2-1
at The Diamond.....	2-1
Best Record vs. Portland.....	6-0 (2013)
Worst Record vs. Portland.....	1-5, 2x (2016, 2017)
Most Runs Scored.....	
by Richmond.....	16 (8/8/10)
by Portland.....	12 (8/9/14)
Largest Margin of Victory.....	8
	8/8/10 (16-8)
Largest Margin of Defeat.....	7
	6/18/16 (10-3)
Longest Game (Innings).....	11, 2x (Last - 8/2/17)

LONGEST WINNING STREAKS

by Richmond.....	9
	June 16, 2012-August 8, 2014
by Portland.....	5
	June 12, 2016-August 1, 2017

RICHMOND HIGHS VS. PORTLAND

BATTERS	
Most Hits.....	4, 5x (Last - Mark Miniccozzi - 8/1/13)
Most Runs Scored.....	4 (Darren Ford - 8/8/10)
Most Doubles.....	2, 12x (Last - Sands/Arnold - 6/12/18)
Most Home Runs.....	2 (Ryan Lolis - 8/6/13)
Most RBI.....	6 (Sharon Schoop - 8/8/10)

PITCHERS

Most IP.....	8.0 (Clayton Blackburn - 8/16/14)
Most Hits Allowed.....	11 (Clayton Tanner - 8/7/10)
Most Runs Allowed.....	10 (Nate Reed - 8/3/17)
Most Walks.....	6, 2x (Cory Taylor - 8/10/17)
Most Strikeouts.....	11 (Clayton Blackburn - 8/16/14)

SERIES SWEEPS AT RICHMOND

Last by Richmond	
2-game.....	N/A
3-game.....	July 30-August 1, 2013
4-game.....	N/A
5-game.....	N/A
Last by Portland	
2-game.....	N/A
3-game.....	June 17-June 19, 2016
4-game.....	N/A
5-game.....	N/A

SERIES SWEEPS AT PORTLAND

Last by Richmond	
2-game.....	N/A
3-game.....	August 6-8, 2013
4-game.....	N/A
5-game.....	N/A
Last by Portland	
2-game.....	N/A
3-game.....	August 8-10, 2017
4-game.....	N/A
5-game.....	N/A

2019 SERIES (6)

at Richmond (3)	at Portland (3)
July 30 (Tues.) - 6:35 p.m.	June 4 (Tues.) - 6:00 p.m.
July 31 (Wed.) - 6:35 p.m.	June 5 (Wed.) - 6:00 p.m.
Aug. 1 (Thurs.) - 6:35 p.m.	June 6 (Thurs.) - 11:00 a.m.



1900 S Centre Avenue
Reading, PA 19605
Phone: 610-375-8469
Fax: 610-373-5868
fightins.com
@ReadingFightins



TEAM INFORMATION

First Year	1952
Ballpark	FirstEnergy Stadium (cap. 9,000)
Field Dimensions	LF-330, CF-400, RF-330
Affiliation	Philadelphia Phillies
First Year of Affiliation	1967
League Championships	5 (1957, 1968, 1973, 1995, 2001)
Last Playoff Appearance	2016 (Lost in EDCS)
2018 Record	64-73 (4th, E.L. Eastern)
2018 Attendance	388,510 (3rd)

Managing Partner	Craig Stein
General Manager	Scott Hunsicker
Media Relations Contact	Kirsten Karbach
Broadcasters	Kirsten Karbach, Gregg Castera

Manager	Shawn Williams (1st season)
Pitching Coach	Aaron Fultz
Hitting Coach	Kevin Riggs
Coach	Nelson Prada
Athletic Trainer	Michael Hefta

Flying Squirrels Hotel in Reading	Crowne Plaza Reading
	1741 Papermill Road
	Wyomissing, PA 19610
	Phone: 610-236-4335

HEAD-TO-HEAD RECORDS

YEAR	HOME	ROAD	OVL	PCT.
2010	5-5	3-7	8-12	.400
2011	2-1	3-4	5-5	.500
2012	5-4	2-5	7-9	.438
2013	3-4	3-7	6-11	.353
2014	4-2	4-3	8-5	.615
2015	3-4	2-5	5-9	.357
2016	4-3	3-3	7-6	.538
2017	2-4	1-6	3-10	.231
2018	7-3	4-3	11-6	.647
TOTAL	35-30	25-43	60-73	.451



Rhys Hoskins

SERIES INFORMATION

All-Time vs. Reading	60-73
at FirstEnergy Stadium	25-43
at The Diamond	35-30
Postseason vs. Reading	N/A
2018 vs. Reading	11-6
at FirstEnergy Stadium	4-3
at The Diamond	7-3
Best Record vs. Reading	11-6 (2018)
Worst Record vs. Reading	3-10 (2017)
Most Runs Scored	
by Richmond	18 (7/4/16)
by Reading	19 (4/17/12)
Largest Margin of Victory	17
	7/4/16 (18-1)
Largest Margin of Defeat	13
	4/17/12 (19-6)
Longest Game (Innings)	11, 2x (Last - 4/20/16)

LONGEST WINNING STREAKS

by Richmond	4
	August 13, 2017-April 15, 2018
by Reading	7
	April 15-July 3, 2017

RICHMOND HIGHS VS. READING

BATTERS	
Most Hits	
Most Runs Scored	4 (C.J. Hinojosa - 7/4/16)
Most Doubles	3 (Jarrett Parker - 4/22/14)
Most Home Runs	2, 2x (Last - Wes Hodges)
Most RBI	5 (Thomas Neal - 4/23/10)

PITCHERS

Most IP	81 (Michael Kickham - 8/2/12)
Most Hits Allowed	12 (David Mixon - 7/26/10)
Most Runs Allowed	9 (Nate Reed - 6/30/17)
Most Walks	6, 2x (Cory Taylor - 4/15/17)
Most Strikeouts	12 (Michael Kickham - 8/2/12)

SERIES SWEEPS AT RICHMOND

Last by Richmond	
2-game	N/A
3-game	April 13-15, 2018
4-game	N/A
5-game	N/A
Last by Reading	
2-game	April 21-23, 2017
3-game	April 27-29, 2015
4-game	N/A
5-game	N/A

SERIES SWEEPS AT READING

Last by Richmond	
2-game	N/A
3-game	N/A
4-game	N/A
5-game	N/A
Last by Reading	
2-game	N/A
3-game	April 17-19, 2015
4-game	June 30-July 3, 2017
5-game	N/A

2019 SERIES (17)

at Richmond (10)	at Reading (7)
April 22 (Mon.) - 6:35 p.m.	April 12 (Fri.) - 7:10 p.m.
April 23 (Tues.) - 6:35 p.m.	April 13 (Sat.) - 5:15 p.m.
April 24 (Wed.) - 10:35 a.m.	April 14 (Sun.) - 2:15 p.m.
May 21 (Tues.) - 6:35 p.m.	May 31 (Fri.) - 7:10 p.m.
May 22 (Wed.) - 6:35 p.m.	June 1 (Sat.) - 6:45 p.m.
May 23 (Thurs.) - 6:35 p.m.	June 2 (Sun.) - 2:15 p.m.
July 4 (Thurs.) - 6:35 p.m.	June 3 (Mon.) - 9:45 a.m.
July 5 (Fri.) - 7:05 p.m.	
July 6 (Sat.) - 6:05 p.m.	
July 7 (Sun.) - 1:05 p.m.	



1 Thunder Road
Trenton, NJ 08611
Phone: 609-394-3300
Fax: 609-394-9666
trentonthunder.com
@TrentonThunder



TEAM INFORMATION

First Year.....	1994
Ballpark.....	ARM & HAMMER Park (cap. 6,440)
Field Dimensions.....	LF-330, CF-407, RF-330
Affiliation.....	New York Yankees
First Year of Affiliation.....	2003
League Championships.....	3 (2007, 2008, 2013)
Last Playoff Appearance.....	2018 (Lost in EDCS)
2018 Record.....	79-61 (1st, E.L. Eastern)
2018 Attendance.....	351,297 (4th)

C.O.O./General Manager..... Jeff Hurley
Media Relations Contact..... Jon Mozes
Broadcasters..... Jon Mozes, Spenser Smith

Manager..... Patrick Osborn (1st season)
Pitching Coach..... Tim Norton
Hitting Coach..... Ty Hawkins
Defensive Coach..... Raul Dominguez
Bulpen Coach..... Jason Phillips
Athletic Trainer..... Jimmy Downam

Flying Squirrels Hotel in Trenton..... The Hotel ML & CoCo Key Water Resort
..... 915 Route 73
..... Mount Laurel, NJ 08054
..... Phone: 856-234-7300

HEAD-TO-HEAD RECORDS

YEAR	HOME	ROAD	OVL	PCT.
2010	2-1	1-2	3-3	.500
2011	7-1	3-4	10-5	.667
2012	2-2	2-1	4-3	.571
2013	4-3	2-5	6-8	.429
2014	3-4	3-3	6-7	.462
2015	1-3	2-5	3-8	.273
2016	3-4	2-5	5-9	.357
2017	2-1	4-4	6-5	.545
2018	2-2	6-5	8-7	.533
TOTAL	26-21	25-34	51-55	.481



Aaron Judge

SERIES INFORMATION

All-Time vs. Trenton.....	51-55
at ARM & HAMMER Park.....	25-34
at The Diamond.....	26-21
Postseason vs. Trenton.....	N/A
2018 vs. Trenton.....	8-7
at ARM & HAMMER Park.....	6-5
at The Diamond.....	2-2
Best Record vs. Trenton.....	10-5 (2011)
Worst Record vs. Trenton.....	3-8 (2015)
Most Runs Scored.....	
by Richmond.....	15 (5/4/13)
by Trenton.....	17 (7/30/11)
Largest Margin of Victory.....	8
	5/25/14 (9-1)
Largest Margin of Defeat.....	14
	4/4/13 (15-1)
Longest Game (Innings).....	12 (6/4/17)

LONGEST WINNING STREAKS

by Richmond.....	8
	April 27-July 29, 2011
by Trenton.....	5
	April 11, 2013-May 3, 2013

RICHMOND HIGHS VS. TRENTON

BATTERS	
Most Hits.....	4, 3x (Last 8/25/17)
Most Runs Scored.....	3, 6x (Last - Javier Herrera - 6/8/13)
Most Doubles.....	3 (Aramis Garcia - 8/25/17)
Most Home Runs.....	2, 3x (Last - 6/24/15)
Most RBI.....	5 (Matt Duffy - 6/11/14)

PITCHERS

Most IP.....	8.0 (Clayton Tanner - 7/31/11)
Most Hits Allowed.....	11 (Tyler Beede - 8/22/15)
Most Runs Allowed.....	8, 2x (Last - Andrew Suarez - 5/19/16)
Most Walks.....	6 (Michael Kickham - 6/21/12)
Most Strikeouts.....	12 (Eric Surkamp - 7/29/11)

SERIES SWEEPS AT RICHMOND

Last by Richmond	
2-game.....	N/A
3-game.....	N/A
4-game.....	July 4-11, 2011
5-game.....	N/A
Last by Trenton	
2-game.....	N/A
3-game.....	N/A
4-game.....	N/A
5-game.....	N/A

SERIES SWEEPS AT TRENTON

Last by Richmond	
2-game.....	N/A
3-game.....	N/A
4-game.....	N/A
5-game.....	N/A
Last by Trenton	
2-game.....	N/A
3-game.....	May 17-19, 2016
4-game.....	April 11-14, 2013
5-game.....	N/A

2019 SERIES (6)

at Richmond (3)	at Trenton (3)
May 6 (Mon.) – 6:35 p.m.	June 18 (Tues.) – 7:00 p.m.
May 7 (Tues.) – 6:35 p.m.	June 19 (Wed.) – 7:00 p.m.
May 8 (Wed.) – 12:05 p.m.	June 20 (Thurs.) – 7:00 p.m.



EASTERN LEAGUE ALL-STARS

FLYING SQUIRRELS MID-SEASON E.L. ALL-STARS

2010 (Harrisburg, Pa.)	Clayton Tanner (P), Daryl Maday (P), Jake Stevens (P)
	Rafael Cova (P), Brandon Crawford (SS), Thomas Neal (OF)
2011 (Manchester, N.H.)	Eric Surkamp (P), Justin Fitzgerald (P), Johnny Monell (C),
	Charlie Culberson (2B), Roger Kieschnick (OF)
2012 (Reading, Pa.)	Brett Bochy (P), Chris Heston (P), Tommy Joseph (C), Daniel Mayora (3B)
2013 (New Britain, Conn.)	Edwin Quirarte (P), Jack Snodgrass (P), Javier Herrera (OF),
	Mark Minicozzi (INF), Andrew Susac (C)
2014 (Altoona, Pa.)	Jack Snodgrass (P), Ty Blach (P), Mario Lisson (3B), Matt Duffy (SS)
2015 (Portland, Maine)	Joe Biagini (P), Kelvin Marte (P), Ricky Oropesa (1B), Rando Moreno (SS)
2016 (Akron, Ohio)	Tyler Beede (P), Ryan Jones (3B), Christian Arroyo (SS)
2017 (Manchester, N.H.)	Matt Gage (P), Tyler Cyr (P), Miguel Gomez (3B),
	C.J. Hinojosa (SS), Slade Heathcott (OF)
2018 (Trenton, N.J.)	Caleb Simpson (P), Dan Slania (P), Dillon McNamara (P),
	Shaun Anderson (P), Ryan Howard (SS), Luigi Rodriguez (OF)



FLYING SQUIRRELS POST-SEASON E.L. ALL-STARS

2010	Rafael Cova, RP	2014	Matt Duffy, SS
2011	Eric Surkamp, LHP	2015	None
2012	Chris Heston, RHP	2016	None
	Michael Kickham, LHP	2017	None
2013	Mark Minicozzi, 3B	2018	None
	Javier Herrera, OF		
	Jack Snodgrass, LHP		

The Eastern League Post-Season All-Stars and voted on and selected by Eastern League managers and media personnel, with one player represented for each position

E.L. MID-SEASON ALL-STARS BY YEAR

2010.....6	2016.....3
2011.....5	2017.....5
2012.....4	2018.....6
2013.....5	
2014.....4	
2015.....4	

In 2018, the Flying Squirrels tied a franchise record with six players selected for the Eastern League All-Star Game. Outfielder Luigi Rodriguez went 1-for-3, adding a game-tying homer in the eighth, and was named as the 2018 E.L. All-Star Game MVP.





2019 E.L. ALL-STAR WEEK

For the first time ever, the Eastern League All-Star Game is being hosted in Richmond at The Diamond. The Eastern League All-Star Week presented by Genworth, RVA's Next Big Thing, will be a four-day festival across the Richmond region, kicking off on Sunday, July 7.

SUNDAY, JULY 7 | MAYOR LEVAR STONEY'S ALL-STAR WEEK KICKOFF



All-Star Week presented by Genworth begins with a warm welcome at Brown's Island with Richmond mayor Levar Stoney. The Richmond community and the Flying Squirrels welcome in the 2019 Eastern League All-Stars, baseball dignitaries, guests and fans for this kickoff event featuring live music, entertainment and delicious selections from Richmond's nationally-recognized food and beverage scene. The entire Richmond region is encouraged to attend this FREE event.

MONDAY, JULY 8 | ALL-STAR COUNTRY MUSIC JAM



The Flying Squirrels and the All-Star Week entourage will host a special night of country music at Virginia Credit Union LIVE! at Richmond Raceway on Monday, July 8. The Squirrels will be rolling out the red carpet for All-Star Week guests, fans, visiting dignitaries and special musical guests. World-renowned stars Big & Rich will headline the All-Star Country Music Jam, plus special guests Cowboy Troy and DJ Sinister.

TUESDAY, JULY 9 | CELEBRITY HOME RUN DERBY + FUNNVILLE FAN FEST



The Flying Squirrels are excited to present the Home Run Derby in a whole new way. This unique event features celebrities and All-Stars in a series of home run and hitting challenges. A live DJ post-derby concert and fireworks cap off the night.

EASTERN LEAGUE HOME RUN DERBY WINNERS

2003.....	Brian Myrow (TRN)	2011.....	Mike McDade (NH)
2004.....	Mitch Jones (TRN)	2012.....	Chris Rahl (HBG)**
2005.....	Shelly Duncan (TRN)	2013.....	Caleb Joseph (BOW)
2006.....	No Derby	2014.....	Western Division^
2007.....	Sergio Santos (NH)	2015.....	Dan Gamache (ALT)
2008.....	Travis Snider (NH)	2016.....	Jason Krizan (ERI)
2009.....	Brian Dopirak (NH)*	2017.....	Aderlin Rodriguez (BOW)
2010.....	Hector Gimenez (ALT)	2018.....	Deivi Grullon (REA)

Prior to 2003, the Eastern, Southern and Texas Leagues combined for a Double-A All-Star Game

* - New Jersey High Schooler Mike Fassi edged Dopirak, who led E.L. hitters

** - In 2012, a points-based hitting challenge was held in place of a traditional derby

^ - In 2014, the "Ghostman Games" were held in place of a traditional home run derby

WEDNESDAY, JULY 10 | EASTERN LEAGUE ALL-STAR GAME



The Eastern League's biggest names and MLB's future stars take the field at The Diamond for the first All-Star Game in Richmond since 1992, when the Triple-A All-Star Game was hosted on the Boulevard. Further details about the All-Star Game and ticket information can be found at SquirrelsBaseball.com/AllStar.

Notable past participants in the Eastern League All-Star Game (or as representatives of the Eastern League in the Double-A All-Star Game) include Jim Thome (Canton-Akron), Rondell White (Harrisburg), Matt Stairs (New Britain), Michael Cuddyer (New Britain), Jose Bautista (Altoona), Rajai Davis (Altoona), Austin Jackson (Trenton), Daniel Murphy (Binghamton), Carlos Santana (Akron), Josh Harrison (Altoona), Lonnie Chisenhall (Akron), Starling Marte (Altoona), Brock Holt (Altoona), Char-

lie Culberson (Richmond), Joe Panik (Richmond), Gary Sanchez (Trenton), Francisco Lindor (Akron) and in recent years, Rhys Hoskins (Reading), Francisco Mejia (Akron), Christin Stewart (Erie), Rafael Devers (Portland), Cavan Biggio (New Hampshire) and Tim Tebow (Binghamton).



EASTERN LEAGUE ALL-STAR GAME

The Eastern League All-Star Game took place annually from 1954-1990.
From 1991-2002, the Eastern, Southern and Texas Leagues combined for a Double-A All-Star Game.
The Eastern League again began hosting its own All-Star Game in 2003.

All records below are reflective of the current era of the Eastern League All-Star Game, beginning in 2003.

PAST ALL-STAR GAME RESULTS

YEAR	LOCATION	RESULT	WINNER	LOSER	MVP	ATT.
2003	New Britain, Conn.	North 6, South 5	David Shepard (TRN)	Brian Schmack (ERI)	Terry Tiffie (NB)	7,168
2004	Bowie, Md.	South 4, North 1	Dave Crouthers (BOW)	Neal Musser (BIN)	Jeff Keppinger (ALT)	9,166
2005	Portland, Maine	North 9, South 6	Justin Pope (TRN)	Chris Cooper (AKR)	Danny Matienzo (NB)	6,975
2006	Altoona, Pa.	South 5, North 3	Kip Bouknight (HAR)	Charlie Manning (TRN)	Brett Roneberg (ALT)	9,308
2007	Norwich, Conn.	CANCELED IN THIRD INNING (FOG)				
2008	Manchester, N.H.	North 5, South 3	Joe Martinez (CON)	Pat Bresnehan (ALT)	Luke Hughes (NB)	8,762
2009	Trenton, N.J.	South 5, North 3	Vance Worley (REA)	Roy Merritt (BNG)	Miguel Abreu (BOW)	7,474
2010	Harrisburg, Pa.	West 10, East 3	Rafael Martin (HBG)	Drew Naylor (REA)	Chase d'Arnaud (ALT)	8,078
2011	Manchester, N.H.	West 8, East 3	Aaron Pribranic (ALT)	Joel Carreno (NH)	Brock Holt (ALT)	7,517
2012	Reading, Pa.	East 5, West 4	Daniel Turpen (NB)	Hector Nelo (HAR)	Eric Campbell (BNG)	9,477
2013	New Britain, Conn.	West 5, East 0	Mike Wright (BOW)	Anthony Ranaudo (POR)	Javier Herrera (RIC)	8,633
2014	Altoona, Pa.	West 5, East 2	Ryan Beckman (ALT)	Dustin Antolin (NH)	Steven Moya (ERI)	6,055
2015	Portland, Maine	West 4, East 4*	N/A	N/A	Marco Hernandez (POR)	7,368
2016	Akron, Ohio	East 10, West 2	Jordan Montgomery (TRN)	Tyler Beede (RIC)	Matt Oberste (BNG)	8,054
2017	Manchester, N.H.	East 7, West 1	Drew Anderson (REA)	Jairo Labourt (ERI)	Zack Zehner (TRN)	6,120
2018	Trenton, N.J.	West 4, East 4^	N/A	N/A	Luigi Rodriguez (RIC)	8,296

* - REA's Brian Pointer won for West in home run derby
^ - ALT's Will Craig won for West in swing-off

E.L. ALL-STAR GAME TEAM BATTING RECORDS

Most Runs Scored	10, 2x (West - 2010, East - 2016)
Most Hits	20 (East - 2016)
Most Doubles	5, 2x (South - 2006, East - 2016)
Most Triples	2 (South - 2006)
Most Home Runs	4 (South - 2005)
Most Walks	7 (North - 2006)
Most Strikeouts	12, 2x (East - 2014, West - 2018)

E.L. ALL-STAR GAME TEAM PITCHING RECORDS

Most Runs Allowed	10, 2x (East - 2010, West - 2016)
Most Earned Runs Allowed	10 (West - 2016)
Most Hits Allowed	20 (2016 - West)
Most Walks	7 (South - 2006)
Most Strikeouts	12, 2x (West - 2014, East - 2018)
Most Home Runs Allowed	4 (North - 2005)

E.L. ALL-STAR GAME INDIVIDUAL BATTING RECORDS

Most At-Bats	5, 13x (Last - Brendan Rodgers HFD - 2018)
Most Runs Scored	2, 15x (Last - Jesmuel Valentin REA/Dylan Cozens REA - 2016)
Most Hits	4, 2x (Mike McDade NH - 2012, Matt Oberste BIN - 2016)
Most Doubles	3 (Brett Roneberg ALT - 2006)
Most Triples	1, 9x (Last - Levi Michael BIN - 2018, Danny Woodrow ERI - 2018)
Most Home Runs	2 (Jonathan Van Every AKR - 2005)
Most Grand Slams	1, 2x (Chase d'Arnaud ALT - 2010, Steven Moya ERI - 2014)
Most RBI	4, 3x (Chase d'Arnaud ALT - 2010, Steven Moya ERI - 2014, Matt Oberste BIN - 2016)
Most Walks	2, 7x (Last - Thairo Estrada TRN - 2017)
Most Strikeouts	3, 8x (Last - Slade Heathcott RIC - 2017)

E.L. ALL-STAR GAME INDIVIDUAL PITCHING RECORDS

Most Innings Pitched	3.0 (Kip Bouknight HAR - 2006)
Most Hits Allowed	5, 3x (Last - J.P. Feyereisen AKR - 2016)
Most Runs Allowed	6 (Drew Naylor REA - 2010)
Most Earned Runs Allowed	6 (Drew Naylor REA - 2010)
Most Walks	4 (Nathan Bumstead ERI - 2006)
Most Strikeouts	4, (Conner Greene NH - 2017)

FLYING SQUIRRELS LOGOS

OFFICIAL CLUB LOGOS

PRIMARY LOGO



WORDMARKS



CAP & ALTERNATE LOGOS



FUNNVILLE



BALLPARK



SEASON/ANNIVERSARY LOGOS



ALL-STAR



ADRILLAS VOLADORAS



A man with short grey hair, wearing a black suit and a black shirt, is seated and speaking into a silver microphone. He is wearing a ring on his left hand. The background is dark and out of focus, showing some architectural elements like stairs. A red horizontal line runs across the middle of the image, with a red silhouette of a city skyline below the text.

GIANTS ORGANIZATION



SAN FRANCISCO GIANTS

Oracle Park
24 Willie Mays Plaza, San Francisco, CA 94107
415-972-2000 | sfgiants.com | sfgigantes.com

ORGANIZATION

2019 FLYING SQUIRRELS

HISTORY & RECORDS

EASTERN LEAGUE

GIANTS ORGANIZATION

GENERAL INFORMATION

EXECUTIVE OFFICE

President & Chief Executive Officer	Laurence M. Baer
Executive Vice President.....	Brian Sabean
Special Assistant	Willie Mays
Special Advisor	Barry Bonds
Special Advisor	Dusty Baker
Special Assistant	Will Clark
Community Ambassadors.....	Orlando Cepeda, Dave Dravecky, Jeffrey Leonard, Jeremy Affeldt
Senior Vice President, Strategy & Development	Fran Weld
Executive Assistant to the President & CEO	Terri Guess
Administrative Assistant	Alyssa Ramont

BASEBALL OPERATIONS

President of Baseball Operations.....	Farhan Zaidi
Senior Advisor to the President of Baseball Operations.....	J.P. Ricciardi
Senior Advisor to the President of Baseball Operations.....	Dick Tidrow
Senior Advisor to the President of Baseball Operations.....	John Barr
Vice President & Assistant General Manager.....	Jeremy Shelley
Vice President of Baseball Operations	Yeshayah Goldfarb
Director of Pro Scouting	Zack Minasian
Director of Amateur Scouting	Michael Holmes
Director of International Scouting.....	Joe Salermo
Special Assistant, Scouting.....	Craig Weissmann
Director of Player Development.....	Kyle Haines
Special Assistant to Baseball Operations.....	Felipe Alou
Special Assistant to Baseball Operations.....	Dave Righetti
Executive Assistant, Baseball Operations & Administration.....	Karen Sweeney
Director of Baseball Analytics.....	Paul Bien
Director of Player Personnel Administration.....	Clara Ho-Frawley
Director of Employee Assistance Program & Organizational Health.....	Michael Mombrea
Director of Mental Skills.....	Derin McMains
Senior Director of Application Development.....	Dan Quill
Assistant Director of Amateur & Pro Scouting	Adam Nieting
Assistant Director of Player Development Administration.....	Eric Flemming
Manager of Arizona Baseball Operations.....	Gabe Alvarez
Manager of International Operations.....	Jose Bonilla
Manager of Baseball Video Systems.....	Yo Miyamoto
Senior Baseball Operations Analyst.....	Michael Gries
Baseball Operations Analyst.....	Michael Schwartz
Baseball Operations Analyst.....	Brian Huey
Baseball Operations Analyst.....	Jack McGeary
Database Developer, Baseball Systems	Caleb Whang
Application Developer.....	David Fujito
Application Developer Specialist, Baseball Systems	Clark Downer
Application Developer Specialist, Baseball Systems	Alex Case
Coordinator of Education & Cultural Development	Laura Núñez
Coordinator of Organizational Travel.....	Michael Scardino
Senior Advisor to Baseball Operations.....	Tony Siegle
Coordinator of Baseball Video Systems	Patrick Yount
Assistant, Baseball Operations.....	Michael Navolio
Baseball Operations Fellow	Troy Marrow

PLAYER DEVELOPMENT

Director of Player Development.....	Kyle Haines
Special Assistant, Player Development.....	Joe Amalfitano
Special Assistant, Player Development.....	Jack Hiatt
Special Assistant, Player Development.....	Gene Clines
Assistant Director of Player Development - Offense	Alan Zinter
Assistant Director of Player Development - Medical	Geoff Head
Field Coordinator	Antoan Richardson
Hitting Coordinator	Dave Hansen
Pitching Coordinator	Mark Allen
Coordinator of Pitching Analysis.....	Matt Daniels
Rehab Pitching Coordinator	Justin Lehr
Development Coach.....	Dan O'Brien
Coordinator of Fundamentals.....	Tom Trebelhorn
Outfield and Baserunning Coordinator.....	Vince Coleman
Minor League Pitching Instructor.....	Lee Smith
Coordinator of Minor League Medical	L.J. Petra
Assistant Pitching Coordinator	Ethan Katz
Roving Pitching Instructor	Ryan Vogelsong
Roving Catching Instructor	Eli Whiteside
Assistant Coordinator of Minor League Medical	Garrett Havig
Coordinator of Minor League Strength and Conditioning.....	Adam Vish
Director of Arizona Field Operations.....	Josh Warstler
Arizona Physical Therapist	Frank Perez
Arizona Physical Therapist	Kyle Belski
Latin American Medical Coordinator/DSL ATC	Aquiles Torrealba
Latin American Strength and Conditioning Coordinator	Sergio Rojas
Asst. Coord. of Minor League Strength and Conditioning / Rehab Coord.....	Maximilian Lankheit

DRAFT PICKS & INTERNATIONAL SIGNINGS

GIANTS 2018 FIRST-YEAR PLAYER DRAFT SELECTIONS

ROUND	PICK #	NAME	POS	B / T	HT	WT	DOB	2018 TEAMS
1	2	Joey Bart	C	R / R	6' 3"	220	12/15/1996	AZL GO, SK
2	45	Sean Hjelle	RHP	R / R	6' 11"	225	5/7/1997	SK
3	80	Jake Wong	RHP	R / R	6' 2"	215	9/3/1996	SK
4	106	Blake Rivera	RHP	R / R	6' 4"	225	1/9/1998	SK
5	136	Keaton Winn	RHP	R / R	6' 4"	205	2/20/1998	SK
6	166	Patrick Hilson	OF	R / R	5' 11"	175	8/25/2000	AZL GO
7	196	Edison Mora	SS	R / R	6' 2"	165	8/13/2000	AZL GO
8	226	Solomon Bates	RHP	R / R	6' 2"	210	3/16/1997	SK
9	256	Ben Madison	RHP	R / R	6' 3"	205	9/15/1997	AZL GO
10	286	Alex DuBord	RHP	R / R	6' 5"	225	12/4/1996	SK
11	316	David Villar	3B	R / R	6' 0"	205	1/27/1997	AZL GB, SK
12	346	Sean Roby	3B	R / R	6' 2"	215	7/8/1998	AZL GO, AZL GB
13	376	George Bell	OF	R / R	6' 4"	215	5/8/1998	AZL GO
14	406	Bryce Tucker	LHP	L / L	6' 3"	205	12/10/1996	DNP
15	436	Matt Frisbee	RHP	R / R	6' 5"	215	11/18/1996	SK
16	466	Trent Topliker	RHP	R / R	6' 4"	210	5/21/1996	SK
17	496	Ryan Olenek	RHP	R / R	6' 5"	185	8/4/1996	--
18	526	Bryan Hernandez	OF	R / R	6' 2"	178	12/24/1999	AZL GO
19	556	Randy Norris	OF	R / R	6' 1"	190	8/8/1997	AZL GB
20	586	Jett Manning	SS	S / R	6' 1"	180	5/13/1997	AZL GB, SK
21	616	Angel Guzman	C	R / R	6' 0"	155	5/17/2000	AZL GB
22	646	Clay Helvey	RHP	R / R	6' 3"	195	2/14/1997	AZL GO
23	676	Ben Strahm	RHP	R / R	6' 5"	210	12/16/1996	AZL GB
24	706	Preston White	OF	R / R	6' 6"	215	7/29/1996	AZL GO
25	736	Fabian Pena	C	R / R	5' 11"	205	10/18/1996	AZL GO
26	766	Jacob Lopez	LHP	L / L	6' 4"	220	3/11/1998	AZL GO
27	796	Dylan Dusek	LHP	L / L	6' 2"	215	2/20/1995	AZL GB
28	826	Travis Perry	RHP	R / R	6' 4"	190	3/8/1997	AZL BG, AZL GO, SJ
29	856	Marcos Campos	SS	R / R	5' 11"	205	10/25/1996	AZL GB
30	886	Kwan Adkins	OF	L / L	6' 2"	195	10/2/1996	AZL GB
31	916	Ryan Walker	RHP	R / R	6' 2"	200	11/26/1995	AZL GO, SK, SJ
32	946	Braden Frankfort	C	L / R	6' 0"	205	3/14/1996	AZL GO, AZL GB
33	976	Austin Edgette	OF	L / L	6' 2"	185	7/6/1995	AZL GO
34	1006	Lucas Krull	LHP	R / L	6' 3"	165	7/11/1998	--
35	1036	Chris Roberts	RHP	R / R	6' 0"	210	7/3/1997	AZL GO, SK
36	1066	Bryan Hoeing	RHP	R / R	6' 5"	200	10/19/1996	--
37	1096	Ryan McDonald	RHP	R / R	6' 7"	220	1/14/1997	--
38	1126	Brett Hansen	LHP	L / L	6' 3"	190	11/5/1999	--
39	1156	Trevor Horn	RHP	R / R	6' 1"	200	12/25/1995	AZL GO, SK, SJ
40	1186	Abdiel Leyer	SS	S / R	6' 2"	170	8/9/1998	AZL GB, AUG

Italics - Did not sign

GIANTS 2018 INTERNATIONAL SIGNINGS

NAME	POS	COUNTRY	HT	WT	B / T	DOB
Diego Verbel	2B	Colombia	6-0	162	R / R	7/24/02
Jairo Pomares	CF	Cuba	6-1	186	L / R	8/4/00
Jason Bonilla	RHP	Dominican Republic	6-0	165	R / R	8/30/98
Carlos Cuevas	CF	Dominican Republic	5-11	187	R / R	9/16/01
Estiven Encarnacion	RHP	Dominican Republic	6-4	196	R / R	9/27/01
Marco Luciano	SS	Dominican Republic	6-2	178	R / R	9/10/01
Melvin Marte	RHP	Dominican Republic	6-0	165	R / R	7/15/00
Roberto Monegro	SS	Dominican Republic	5-9	140	R / R	11/15/01
Angel Moreno	RHP	Dominican Republic	6-2	170	R / R	2/22/01
Aaron Peniche	LHP	Dominican Republic	6-1	166	L / L	8/30/99
Marvin Brown	LHP	Panama	6-1	177	L / L	5/21/01
Jorge Garcia	RHP	Panama	6-0	186	R / R	5/10/02
Victor Bericoto	CF	Venezuela	6-1	155	R / R	12/3/01
Luis Castillo	LHP	Venezuela	5-11	170	L / L	8/24/02
Albenis Chango	RHP	Venezuela	6-5	175	R / R	2/17/00
Odue Civada	RHP	Venezuela	6-1	165	R / R	4/5/02
Robinson Escobar	RHP	Venezuela	5-11	200	R / R	7/4/98
Ronaldo Flores	C	Venezuela	6-0	175	R / R	5/17/02
Eduardo Jaramillo	C	Venezuela	5-11	160	R / R	3/26/02
Nelson Marin	SS	Venezuela	6-0	165	R / R	10/11/01
Luis Matos	RF	Venezuela	6-1	160	R / R	1/28/02
Jose Mullings	RHP	Venezuela	6-3	170	R / R	12/22/99
Jose Perez	RHP	Venezuela	6-1	175	R / R	3/1/01
Rayner Santana	C	Venezuela	6-2	180	R / R	8/15/02
Alexander Suarez	CF	Venezuela	6-2	160	R / R	12/20/01
Yeiver Torrealba	2B	Venezuela	5-11	145	R / R	10/26/01
Anthony Torres	LHP	Venezuela	6-1	165	L / L	11/25/01

ORGANIZATION

2019 FLYING SQUIRRELS

HISTORY & RECORDS

EASTERN LEAGUE

GIANTS ORGANIZATION

GENERAL INFORMATION

2018 GIANTS MINOR LEAGUE RECAP

2018 GIANTS MINOR LEAGUE ORGANIZATIONAL LEADERS


BATTING AVERAGE

Yorlis Rodriguez	AZL	.323
Diego Rincones	SK	.315
Wander A. Franco	SK	.314
Kyle McPherson	SK	.312
Beicker Mendoza	AZL	.301




ERA

John Gavin	SJ	2.87
Luis Moreno	AZL/SK	3.12
Conner Nurse	AZL	3.23
Shaun Anderson	RIC/SAC	3.68
Jasier Herrera	AZL	3.88



HOME RUNS

Chris Shaw	SAC	24
Gio Brusa	SJ	19
Jerry Sands	RIC/SAC	19
5 tied		14



WINS

Casey Kelly	SAC	10
Conner Menez	SJ/RIC/SAC	9
5 tied		8




RBI

Gio Brusa	SJ	70
Wander J. Franco	SJ	65
Chris Shaw	SAC	65
Jalen Miller	SJ	62
Ryan Kirby	AUG	61



SAVES

Frank Rubio	AUG/SJ/RIC/19	
Jesus Tona	SK	12
Camilo Doval	AUG	11
Patrick Ruotolo	SJ/RIC	10
Caleb Simpson	RIC	10



STOLEN BASES

Johneshwy Fargas	SJ	47
Bryce Johnson	SJ	31
Logan Baldwin	AUG	26
Manuel Geraldo	AUG	24
Matt Lipka	RIC	21



STRIKEOUTS

Conner Menez	SJ/RIC/SAC	171
John Gavin	SJ	139
Shaun Anderson	RIC/SAC	127
Aaron Phillips	AUG	120
Garrett Cave	AUG	118



GIANTS TOP-30 PROSPECTS

MLBPipeline.com

- Joey Bart, C
- Heliot Ramos, C
- Marco Luciano, SS
- Shaun Anderson, RHP
- Logan Webb, RHP
- Sean Hjelle, RHP
- Jake Wong, RHP
- Gregory Santos, RHP
- Luis Toribio, 3B
- Alexander Canario, OF
- Chris Shaw, OF
- Jairo Pomares
- Heath Quinn, OF
- Ray Black, RHP
- Melvin Adon, RHP
- Sandro Fabian, OF
- Abiatal Avelino, SS/2B
- Blake Rivera, RHP
- Juan De Paula, RHP
- Jacob Gonzalez, 3B
- Garrett Williams, LHP
- Aramis Garcia, C
- Sam Conrod, RHP
- Tyler Beede, RHP
- Camilo Doval, RHP
- Seth Corry, LHP
- Jose Marte, RHP
- Ryan Howard, SS/2B
- Jalen Miller, 2B
- Travis Bergen, LHP

Baseball America


- Joey Bart, C
- Marco Luciano, SS
- Heliot Ramos, OF
- Shaun Anderson, RHP
- Sean Hjelle, RHP
- Logan Webb, RHP
- Gregory Santos, RHP
- Alexander Canario, OF
- Luis Toribio, 3B
- Jake Wong, RHP
- Chris Shaw, OF
- Melvin Adon, RHP
- Juan De Paula, RHP
- Jairo Pomares, OF
- Heath Quinn, OF
- Aramis Garcia, C
- Ray Black, RHP
- Jose Marte, RHP
- Camilo Doval, RHP
- Seth Corry, LHP
- Garrett Williams, LHP
- Sam Conrod, RHP
- Abiatal Avelino, SS/2B
- Ryan Howard, 2B/SS
- Conner Menez, LHP
- Sandro Fabian, OF
- Jacob Gonzalez, 3B
- Tyler Beede, RHP
- Blake Rivera, RHP
- Jalen Miller, 2B

GIANTS AFFILIATES

SACRAMENTO RIVER CATS | TRIPLE-A - PACIFIC COAST LEAGUE



400 Ballpark Drive
West Sacramento, CA 95691
Phone: 916-376-4722
Fax: 916-376-4710
rivercats.com
@RiverCats



TEAM INFORMATION

First Year1978
First Year of Affiliation2015
2018 Record..... 55-85 (4th place, PCL Pacific Northern)
Ballpark Raley Field (14,014)

CEO, Majority Owner.....Susan Savage
President.....Jeff Savage
General Manager Chip Maxson
Media Relations Contact Daniel Emmons
Broadcaster Johnny Doskow

2019 FIELD STAFF

Manager:
Dave Brundage (3rd season)
Pitching Coach:
Steve Kline
Hitting Coach:
Damon Minor
Fundamentals Coach:
Jolbert Cabrera
Athletic Trainer:
David Getsoff

SAN JOSE GIANTS | A-ADV. - CALIFORNIA LEAGUE



P.O. Box 21727
San Jose, CA 95151
Phone: 408-297-1435
Fax: 408-297-1453
sjgiants.com
@SJGiants



TEAM INFORMATION

First Year1962
First Year of Affiliation1988
2018 Record.....59-81 (4th place, CAL North)
Ballpark San Jose Municipal Stadium (4,200)

President & CEO.....Dan Orum
COO & General Manager.....Mark Wilson
Media Relations Contact Joe Ritzo
Broadcasters Joe Ritzo, Justin Allegri

2019 FIELD STAFF

Manager:
Billy Hayes (1st season)
Pitching Coach:
Matt Yourkin
Hitting Coach:
Thomas Neal
Fundamentals Coach:
Gary Davenport
Athletic Trainer:
Ryo Watanabe

AUGUSTA GREENJACKETS | SINGLE-A - SOUTH ATLANTIC LEAGUE



187 Railroad Avenue
North Augusta, SC 29841
Phone: 706-736-7889
Fax: 706-736-1122
greenjacketsbaseball.com
@GreenJackets



TEAM INFORMATION

First Year1988
First Year of Affiliation 2005
2018 Record..... 67-70 (3rd place, SAL South)
Ballpark SRP Park (5,000)

President.....Jeff Eiseman
Vice President.....Tom Denlinger
General Manager Brandon Greene
Media Relations ContactRyan Kobre
BroadcasterRyan Kobre

2019 FIELD STAFF

Manager:
Carlos Valderrama
Pitching Coach:
Clay Rapada
Hitting Coach:
Jake Fox
Fundamentals Coach:
Wilfredo Romero
Athletic Trainer:
Chad Lewis

SALEM-KEIZER **VOLCANOES** | SHORT-SEASON A - NORTHWEST LEAGUE

6700 Field of Dreams Way N.E.
Keizer, OR 97307
Phone: 503-390-2225
Fax: 503-390-2227
volcanoesbaseball.com
@SKVolcanoes



TEAM INFORMATION

First Year.....1997
First Year of Affiliation.....1997
2018 Record.....36-40 (2nd place, NWL South)
Ballpark.....Volcanoes Stadium (4,252)

Owner, President, General Manager.....Jerry Walker
Co-Owner.....Lisa Walker
Media Relations Contact.....TBD
Broadcaster.....TBD

2019 FIELD STAFF

Manager:
Mark Hallberg
Pitching Coach:
Dwight Bernard
Hitting Coach:
Doug Clark
Fundamentals Coach:
Nester Rojas
Athletic Trainer:
Charlene Wichman

ARIZONA LEAGUE **GIANTS** | ROOKIE - ARIZONA LEAGUE

Giants Baseball Complex
8045 E. Camelback Road
Scottsdale, AZ 85251
Phone: 408-990-0052
Fax: 408-990-2349
sfgiants.com



ARIZONA GIANTS BLACK

2018 Record.....30-25
(3rd place, Arizona League East)
Manager.....Michael Johnson
Pitching Coach.....Marco Rodriguez
Hitting Coach.....Travis Ishikawa
Fundamentals Coach.....Juan Ciriaco
Athletic Trainer.....Vito Maffei

ARIZONA GIANTS ORANGE

2018 Record.....30-26
(T-4th place, Arizona League East)
Manager.....Alvaro Espinoza
Pitching Coach.....Michael Couchee
Hitting Coach.....Casey Chenoweth
Fundamentals Coach.....Billy Horton
Athletic Trainer.....Chris Gorosics

DOMINICAN **GIANTS** | ROOKIE - DOMINICAN SUMMER LEAGUE

Felipe Alou Baseball
Academy

Tierra Alta, Boca Chica,
Dominican Republic
sfgiants.com



TEAM INFORMATION

2018 Record.....37-35 (3rd place, DSL Northeast)
Manager.....Jose Montilla
Pitching Coach.....Marcos Aguavivas
Pitching Coach.....Osiris Matos
Hitting Coach.....Juan Parra
Fundamentals Coach.....Hector Borg
Coaches.....Lisandro King, Hector Ortiz, Jose Medina
Athletic Trainer.....Aguires Torrealba

SAN FRANCISCO GIANTS ALL-TIME AA AFFILIATES

Corpus Christi Giants.....1958-59	Lafayette Drillers.....1975-76
Rio Grande Valley Giants.....1960-61	Shreveport Captains.....1979-2000
El Paso Sun Kings.....1962-64	Shreveport Swamp Dragons.....2001-02
Springfield Giants.....1963-65	Norwich Navigators*.....2003-05
Waterbury Giants*.....1966-67, '77-78	Connecticut Defenders*.....2006-09
Amarillo Giants.....1968-74	Richmond Flying Squirrels*.....2010-pres.

* - Affiliates in the Eastern League



GENERAL INFORMATION





ATTENDANCE INFORMATION

YEARLY REGULAR-SEASON ATTENDANCE TOTALS

YEAR	OPENINGS	TOTAL	EL RANK	AVERAGE	EL RANK
2010	70	463,842	1st	6,626	1st
2011	67	447,520	2nd	6,679	2nd
2012	70	438,002	1st	6,257	2nd
2013	65	434,769	2nd	6,689	1st
2014	66	418,147	1st	6,336	1st
2015	69	417,828	1st	6,055	1st
2016	68	390,693	2nd	5,745	2nd
2017	64	386,185	3rd	6,034	2nd
2018	64	396,686	2nd	6,198	1st
TOTALS	603	3,793,672		6,291	

2018 EASTERN LEAGUE ATTENDANCE (BY AVERAGE)

TEAM	BALLPARK	CAPACITY	OPENINGS	TOTAL	AVERAGE
Richmond	The Diamond	9,560	64	396,686	6,198
Hartford	Dunkin' Donuts Park	6,121	68	408,942	6,014
Reading	FirstEnergy Stadium	9,000	68	388,510	5,713
Portland	Hadlock Field	7,368	61	346,341	5,678
New Hampshire	Northeast Delta Dental Stadium	6,500	63	319,099	5,065
Trenton	ARM & HAMMER Park	6,341	70	351,297	5,019
Akron	Canal Park	7,630	69	344,754	4,996
Altoona	Peoples Natural Gas Field	7,210	65	297,118	4,571
Harrisburg	FNB Field	6,187	65	259,243	3,988
Binghamton	NYSEG Stadium	6,012	62	220,279	3,553
Bowie	Prince George's Stadium	10,000	67	230,347	3,438
Erie	UPMC Park	6,000	64	205,055	3,204

TOP REGULAR-SEASON CROWDS AT THE DIAMOND

RANK	TOTAL	DATE/OPPONENT	RESULT
1	9,845	4/13/18 vs. Reading	W, 5-3
2	9,810	7/4/17 vs. Erie	W, 4-3
	9,810	7/4/18 vs. Akron	L, 8-0
3	9,560	45 times	

FLYING SQUIRRELS SELLOUTS AT THE DIAMOND

BY YEAR

2010	9
2011	6
2012	4
2013	6
2014	5
2015	7
2016	4
2017	4
2018	3

BY MONTH

April	11
May	7
June	6
July	15
August	6
September	3

All-Time Record in Sellouts: 32-19 (.623)
(Includes three double-headers)



THE DIAMOND

STADIUM FACTS

Groundbreaking	September 1984
Opened	April 17, 1985
Architect	Baskerville
Structural Engineer	Thomas A. Hanson & Associates, Inc.
Construction	McDevitt & Street
Current Capacity	9,560
Original Capacity	12,134
First Game	April 17, 1985
First Flying Squirrels Game	April 15, 2010
Surface	Natural Grass
Dimensions	
Left field	330 ft.
Center field	402 ft.
Right field	330 ft.
Wall Height	10 ft.
Bulpens	Out of play



FLYING SQUIRRELS' STADIUM IMPROVEMENTS AT THE DIAMOND

2010

Installation of fold-down seating in lower bowl
 Installation of new 200 square-foot video board
 Construction of Squirrels Nest Team Store
 Installation of climate-controlled batting tunnel
 Overhaul of concession kitchen and stands
 Creation of new picnic zone (third-base side)
 Creation of new Kids Zone (first-base side)
 Removal of upper-level seating
 Creation of banner signage in upper level
 Renovation of home & visitor's clubhouses
 Construction of team weight facility
 Removal of Matrix boards & animation board
 Complete renovation of team offices
 Restructuring of ballpark's audio system
 Addition of concourse-level speaker system
 Complete renovation of all 15 stadium suites
 Refurbishing of press box

2011

Refurbishing of line scoreboard
 Conversion of scoreboard to LED display
 Conversion of existing clock to LED display
 Installation of speed-of-pitch display
 Creation of upper-level party decks
 Creation of Cupid Section (first-base side)
 Installation of new batter's eye
 Installation of new field irrigation system
 Creation of new video board protective netting

2012

\$100,000 field renovation by King Construction
 Flat-panel field drainage installed
 Three inches of gravel and six inches of sand root zone
 Surface laser-graded
 New sod

2015

Installation of individual seats in the terrace level
 Stage constructed over front steps
 New food carts and vendors on main concourse
 Party deck created down left-field line

2016

Bulpen Bar installed

2017


Bulpen at the Bistro installed

2018

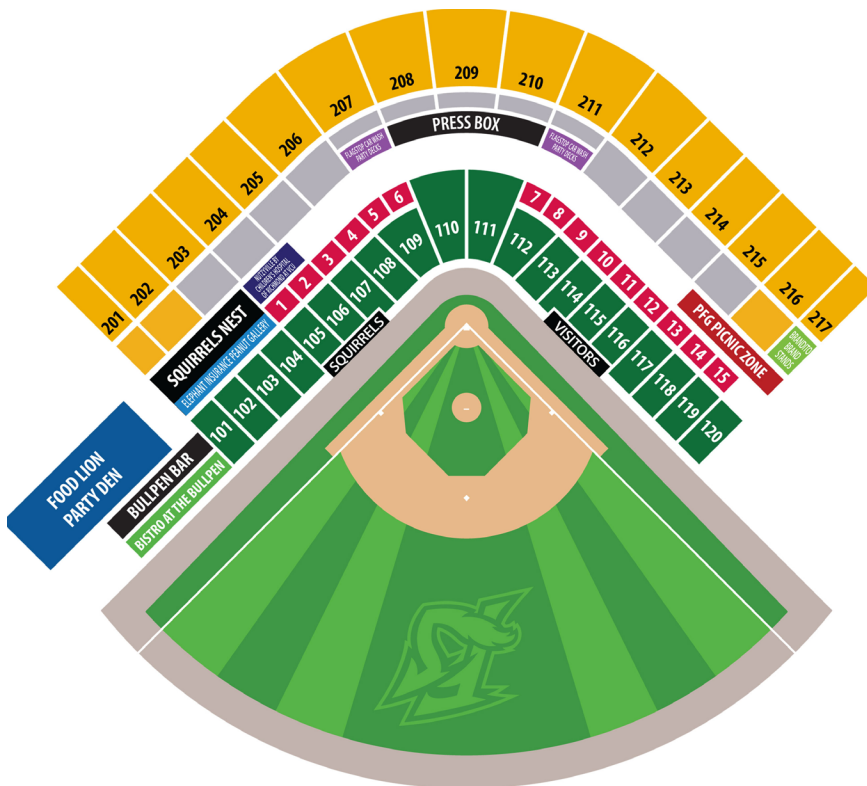
Protective netting extended to ends of dugouts
 Padded outfield walls installed
 Enhanced lighting in parking lots
 New customer service kiosk
 New sound system installed by RTW Media

2019

New \$250,000, 600 square-foot video board
 HD monitors installed throughout concourse
 Renovation of Squirrels Nest Team Store



Prior to the 2019 season, the Flying Squirrels installed a brand-new, \$250,000 video board to continue enhancing the fan experience at The Diamond. It was unveiled during the team's promotional announcement on Feb. 25, 2019.



Field Level Seating
Advanced: \$12
Day of Game: \$14

Peanut Gallery
Advanced: \$32 per pair
Day of Game: \$32 per pair

Terrace Level Seating
Advanced: \$10
Day of Game: \$12

General Admission
Advanced: \$8
Day of Game: \$9

FIELD TIMES

7:05 P.M. GAMES

Home BP/Infield.....	4-5 p.m.
Visitors BP/Infield.....	5-6 p.m.
Grounds Crew.....	6 p.m.

6:05 P.M. GAMES

Home BP/Infield.....	3:00-4:00 p.m.
Visitors BP/Infield.....	4:00-5:00 p.m.
Grounds Crew.....	5:00 p.m.

6:35 P.M. GAMES

Home BP/Infield.....	3:30-4:30 p.m.
Visitors BP/Infield.....	4:30-5:30 p.m.
Grounds Crew.....	5:30 p.m.

1:05 P.M. GAMES

Home BP/Infield.....	10:00-11:00 a.m.
Visitors BP/Infield.....	11:00 a.m.-12:00 p.m.
Grounds Crew.....	12:00 p.m.

No on-field hitting for 12:05 p.m. and 10:35 a.m. games. When BP is canceled on the field, teams will have access to the batting cages during the normal scheduled on-field time.

2019 GAME TIMES

STANDARD GAME TIMES

Monday-Thursday.....	6:35 p.m.*
Friday.....	7:05 p.m.
Saturday.....	6:05 p.m.
Sunday.....	1:05 p.m.*

* - See exceptions

EXCEPTIONS

Thurs., April 19 vs. BOW.....	10:35 a.m.
Wed., May 2 vs. ALT.....	10:35 a.m.
Wed., May 9 vs. AKR.....	12:05 p.m.
Wed., July 18 vs. ERI.....	12:05 p.m.
Sun., Sept. 2 vs. HBG.....	6:05 p.m.



DIRECTIONS TO THE DIAMOND

From the North/South: I-95, traveling north or south, Exit 78 (Boulevard-161 Exit). The Diamond is two blocks south after exiting.

From the East/West: I-64, traveling east or west, will merge with I-95. Use Exit 78 (Boulevard-161 Exit) off I-95. The Diamond is two blocks south after exiting.

From Powhite Parkway: Travel Powhite Parkway to I-195 north, take the Broad Street exit and turn left onto Roseneath Road, take the second right (Moore Street) and follow it the Boulevard (161), turn left onto the Boulevard which will take you past The Diamond.

Take a Lyft: Easy in and easy out with Lyft. Fans can be dropped off and picked up in the designated Ride Share lot next to the Arthur Ashe Center.

Take the Pulse: Enjoy Richmond's Bus Rapid Transit (BRT) along Broad Street. Pulse buses run usually every 15 minutes. A full schedule can be found [here](#)

By Pulse Only: Exit at either the Science Museum or Scott's Addition Pulse stations and travel north to The Diamond (approximately 1 mile walking distance).

By Pulse + Route 20: Exit the Pulse at either the Science Museum or Scott's Addition Pulse stations and connect with the Route 20 Orbital Northbound (bus stops are within about a block of the Pulse station on the sidewalk - the sign will display Route 20).

From the Scott's Addition Pulse station, go north on Altamont Ave, right on Marshall St. and catch the Route 20 Northbound at Bus Stop # 3681. Exit at The Diamond (Bus Stop # 291). From the Science Museum Pulse station, go south on Robinson St. and catch the Route 20 Northbound at Bus Stop # 2113. Exit at The Diamond (Bus Stop #291).

PARKING AT THE DIAMOND

Blue Lot: Entrance off Boulevard, under the Funnville arch. Season Memberships/Season Ticket Holders Only.

Red Lot: Entrance off Boulevard adjacent to Arthur Ashe Center. Designated for media, accessible parking and ride-sharing pickup and drop off.

Yellow Lot: Entrance off Boulevard, under Funnville arch. General parking.

Green Lot: Entrances off Hermitage Rd and Robin Hood Rd. General parking.





BROADCAST INFORMATION

RADIO

The 2019 season of Flying Squirrels baseball can be heard locally on The New Sports Radio 910 The Fan, the flagship home of the Flying Squirrels since 2010.



For the first time in franchise history, the Flying Squirrels have a completely new broadcast booth for the 2019 season with new team voices Trey Wilson and Jake Eisenberg. Broadcasts begin 30 minutes before first pitch with the "Flying Squirrels Pregame Warm-Up presented by Air Force Reserve," hosted by Jake Eisenberg.

Along with the live broadcasts on Sports Radio 910 The Fan, all games can be streamed live on TheFanRichmond.com, on the Radio.com app and the TuneIn Radio app.

TELEVISION

The Flying Squirrels and Community Idea Stations present *Flying Squirrels Insider*, presented by City of Richmond Department of Public Utilities. The thirty-minute, bi-weekly television program hosted by Trey Wilson and Jake Eisenberg that takes fans behind the scenes of all things Flying Squirrels on the field and off.



BROADCASTERS

Trey Wilson (First Season)

Trey Wilson joins the Flying Squirrels for his first season in Richmond and his seventh overall on the airwaves in Minor League Baseball.

Prior to coming to Richmond, Wilson spent the previous four seasons as the Director of Communications and Broadcasting for the Altoona Curve (Double-A - Pittsburgh Pirates) from 2015-18. Wilson began his minor-league broadcasting career in 2013 with the Appalachian League's Bluefield Blue Jays (Rookie - Toronto Blue Jays) and spent 2014 with the Midwest League's Lansing Lugnuts (Single-A - Toronto Blue Jays).



He held multiple positions in the athletic department at Bluefield College from 2010-15, spending parts of six years as the school's lead broadcaster for football, basketball, baseball and volleyball while helping launch the Rams Digital Sports Network and serving as the Assistant Director of New Media & Sports Information. Wilson spent two seasons announcing men's and women's basketball games for Saint Francis University men's and women's basketball from 2016-18.

In 2011 and 2012, Wilson wrote for Fox Sports-affiliated Scout.com, covering minor league prospects in the Appalachian League. He also spent parts of two years as an intern in the sports department at WVVA, an NBC-affiliated television station, where he covered Virginia Tech, Marshall and West Virginia University among other collegiate and high school programs. Wilson has also done freelance work voicing collegiate national championship events across the United States and high school state championship events in Virginia, Maryland and Washington, D.C.

A native of Portsmouth, Va., Wilson enjoys traveling, U.S. history and playing music. He earned a bachelor's degree in communication and journalism from Bluefield College. Wilson currently resides in Goochland.

Jake Eisenberg (First Season)

Jake Eisenberg joins the Flying Squirrels for his first season in Richmond and his third broadcasting in Minor League Baseball.

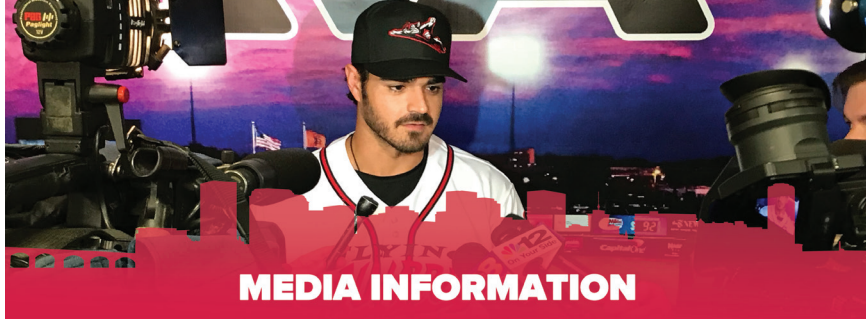
Eisenberg spent the 2018 season as a broadcaster and media relations assistant for the Winston-Salem Dash (A-Adv. - Chicago White Sox) and the 2017 season with the Brooklyn Cyclones (Short-Season A - New York Mets). He also serves as a studio host for Learfield IMG College and is a freelance broadcaster for the Atlantic 10 Conference. In 2016, Eisenberg was the broadcaster for the Chatham Anglers of the Cape Cod Baseball League. Eisenberg called games for WMUC Sports and the Big Ten Network Student U program on BTN+/BTN2Go at the University of Maryland and helped create and build the Maryland Baseball Network, spending two seasons as the organization's Director of Broadcasting and lead play-by-play broadcaster.



A Port Washington, N.Y., native, Jake enjoys exploring new places, reading, playing tennis and eating ice cream out of a helmet cup. He earned a bachelor's degree in journalism with a concentration in kinesiology from the University of Maryland in 2017.

FLYING SQUIRRELS ALL-TIME BROADCAST TEAMS

2010	Jon Laaser, Anthony Oppermann	2015	Jon Laaser, Jay Burnham
2011	Jon Laaser, Anthony Oppermann	2016	Jay Burnham, Gregg Castera
2012	Jon Laaser, Anthony Oppermann	2017	Jay Burnham, Sam Ravech
2013	Jon Laaser, Jay Burnham	2018	Jay Burnham, Sam Ravech
2014	Jon Laaser, Jay Burnham	2019	Trey Wilson, Jake Eisenberg



FLYING SQUIRRELS MEDIA INFORMATION & GUIDELINES

SEASON CREDENTIALS: Season credentials for the 2019 season will only be issued to legitimate news gathering organizations that cover the Flying Squirrels on a daily basis. The Flying Squirrels will contact media outlets on an individual basis regarding season-long credentials. Season credential requests can be submitted online through the Flying Squirrels media credential application form at <https://www.milb.com/richmond/team/media>.

DAILY CREDENTIALS: Daily credentials will be issued to individuals or organizations who do not qualify for season credentials, including freelance writers and weekly or monthly publications. Daily credentials will also be issued to radio and TV stations when the need arises for extra pre- or post-game personnel and to newspaper reporters providing extra coverage. The Flying Squirrels Communications Department should be notified within 24 hours in advance of the game or event in which daily credentials are being requested. Requests can be made online through the Flying Squirrels media credential application form at <https://www.milb.com/richmond/team/media>. Once approved, credentials will be available for pickup at the media will call window.

WEBSITES, BLOGGERS & FREELANCERS: Bloggers, freelance writers and photographers may request daily credentials, which will be reviewed on a case-by-case basis based on spacing, scheduling and the discretion of the Flying Squirrels Communications Department. Requests can be submitted online through the Flying Squirrels media credential application form at <https://www.milb.com/richmond/team/media>.

CREDENTIAL PICKUP: The Flying Squirrels will notify those qualifying for season credentials on an individual basis prior to the season regarding pickup. Daily credentials will only be available for pickup at the media will call window.

OTHER ACCEPTABLE CREDENTIALS: The Flying Squirrels will also honor credentials from the San Francisco Giants, Major League Baseball, Minor League Baseball and the Baseball Writers' Association of America.

PHOTOGRAPHERS: During games, photographers must work out of the photography wells adjacent to both dugouts. Special requests should be directed to the Flying Squirrels Communications Department at least 24 hours in advance of game.

CLUBHOUSE POLICIES: In accordance with the regulations designed by the San Francisco Giants and Major League Baseball, both clubhouses will be open to credentialed media from 3 1/2 hours prior to game time until one hour prior to game time. Following the game, clubhouses will be closed for a period of ten minutes to allow the team ample time to return to the clubhouse. The clubhouse areas are closed when the teams are on the field, unless previously approved by the Flying Squirrels Communications Department. There will be no clubhouse access during rain delays or between games of a double-header.

PRESS BOX SPACE: The Flying Squirrels give preferred press box seating to the organizations that cover the team most frequently. If your media organization needs special accommodations, please contact the Flying Squirrels Communications Department at least 24 hours prior to the game or event.

PARKING: Media members holding season credentials are permitted to park their vehicles in the media parking area at The Diamond. Your credential will also serve as your parking pass to gain admission to the lot. Media is not permitted to park in the ballpark tunnel (under The Diamond) at any time.

INTERVIEW POLICY: The Flying Squirrels Communications Department is happy to assist members of the media with procuring interviews with Flying Squirrels players and coaching staff. Media members wishing to do an off-site interview or feature story must contact the Flying Squirrels Communications Department at least 48 hours prior to the requested interview time. Interview requests do not guarantee interview availability. No one will be permitted to interview starting pitchers prior to a game on the day of their start. No exceptions.

FIELD ACCESS: Credentialed media with field access are permitted access to the field and dugout areas, but are not permitted to cross the foul lines, particularly during batting practice. Media must leave the field and dugout areas no later than 45 minutes prior game time. We kindly ask that all video and still photographers stay on the warning track when shooting during this time.

SOCIAL MEDIA/LIVE STREAMING: Media are not permitted to use cell phones, laptops or similar devices for Tweeting or other transmissions via social media in clubhouses, dugouts or the manager's office at any time. Digital photography, without the permission of the Flying Squirrels Communications Department, is prohibited in the clubhouse at all times. In accordance with Minor League Baseball rules, unauthorized live streaming of in-game action via social media or any other platform is prohibited.

RICHMOND FLYING SQUIRRELS COMMUNICATIONS DEPARTMENT

Trey Wilson
Director of Communications & Broadcasting
Office: 804-359-3866 x301
Mobile: 804-543-4460
Email: trey.wilson@squirrelsbaseball.com

Jake Eisenberg
Communications & Broadcasting Assistant
Office: 804-359-3866 x321
Mobile: 516-987-2355
Email: jake.eisenberg@squirrelsbaseball.com



2019 SCHEDULE

ARPIL

SUN	MON	TUE	WED	THU	FRI	SAT
	1	2	3	4 HFD 6:35	5 HFD 7:05	6 HFD 6:05
7 HFD 1:05	8 BOW 6:35	9 BOW 6:35	10 BOW 10:35 AM	11 OFF	12 REA 7:15	13 REA 5:15
14 REA 2:15	15 HFD 7:05	16 HFD 7:05	17 HFD 10:35 AM	18 ALT 6:35	19 ALT 7:05	20 ALT 6:05
21 OFF	22 REA 6:35	23 REA 6:35	24 REA 10:35 AM	25 OFF	26 ALT 6:00	27 ALT 4:00
28 ALT 2:00	29 BOW 6:35	30 BOW 11:05 AM				

MAY

SUN	MON	TUE	WED	THU	FRI	SAT
			1 BOW 11:05 AM	2 ALT 6:35	3 ALT 7:05	4 ALT 6:05
5 ALT 1:05	6 TRN 6:35	7 TRN 6:35	8 TRN 12:05	9 OFF	10 BOW 7:05	11 BOW 6:35
12 BOW 1:35	13 ERI 6:05	14 ERI 6:05	15 ERI 10:35 AM	16 AKR 6:35	17 AKR 7:05	18 AKR 6:05
19 AKR 1:05	20 OFF	21 REA 6:35	22 REA 6:35	23 AKR 6:35	24 AKR 6:35	25 AKR 6:35
26 AKR 6:35	27 AKR 1:05	28 BNG 6:35	29 BNG 6:35	30 BNG 6:35	31 REA 7:15	

JUNE

SUN	MON	TUE	WED	THU	FRI	SAT
						1 REA 6:45
2 REA 2:15	3 REA 9:45 AM	4 POR 6:00	5 POR 6:00	6 POR 11:00 AM	7 NHM 6:35	8 NHM 6:35
9 NHM 1:35	10 OFF	11 HBG 6:35	12 HBG 6:35	13 HBG 6:35	14 NHM 7:05	15 NHM 6:05
16 NHM 1:05	17 OFF	18 TRN 7:00	19 TRN 7:00	20 TRN 7:00	21 BNG 7:05	22 BNG 6:35
23 BNG 2:05	24 ALT 6:35	25 ALT 6:35	26 ALT 6:35	27 HFD 6:35	28 HFD 7:05	29 HFD 6:05
30 HFD 1:05						

JULY

SUN	MON	TUE	WED	THU	FRI	SAT
	1 HBG 6:30	2 HBG 7:00	3 HBG 7:00	4 REA 6:35	5 REA 7:05	6 REA 6:05
7 REA 1:05	8 ALL	9 STAR	10 RVA	11 HBG 7:00	12 HBG 7:00	13 HBG 6:00
14 HBG 1:00	15 HFD 7:05	16 HFD 12:05	17 HFD 12:05	18 ERI 6:35	19 ERI 7:05	20 ERI 6:05
21 ERI 1:05	22 BOW 6:35	23 BOW 6:35	24 BOW 12:05	25 ALT 6:30	26 ALT 7:00	27 ALT 6:00
28 ALT 6:00	29 OFF	30 POR 6:35	31 POR 6:35			

AUG./SEPT.

SUN	MON	TUE	WED	THU	FRI	SAT
				1 POR 6:35	2 HBG 7:00	3 HBG 6:00
4 HBG 1:00	5 ALT 6:30	6 ALT 6:30	7 ALT 6:30	8 ALT 6:30	9 BOW 7:05	10 BOW 6:05
11 BOW 1:05	12 OFF	13 BOW 7:05	14 BOW 7:05	15 BOW 7:05	16 HBG 7:05	17 HBG 6:05
18 HBG 1:05	19 ERI 6:35	20 ERI 6:35	21 ERI 6:35	22 AKR 7:05	23 AKR 7:05	24 AKR 7:05
25 AKR 2:05	26 ERI 7:05	27 ERI 7:05	28 ERI 7:05	29 ERI 7:05	30 BOW 7:05	31 BOW 6:05
1 BOW 6:05	2 BOW 1:05					



WESTERN

AKR Akron RubberDucks
ALT Altoona Curve
BOW Bowie Baysox
ERI Erie SeaWolves
HBG Harrisburg Senators
RVA Richmond Flying Squirrels

EASTERN

BNG Binghamton Rumble Ponies
HFD Hartford Yard Goats
NHM New Hampshire Fisher Cats
POR Portland Sea Dogs
REA Reading Fightin Phils
TRN Trenton Thunder



HOME



ROAD



FIREWORKS



community
idea stations

WCVE



WHTJ



WCVW



FLYING SQUIRRELS **INSIDER**

with hosts **Trey Wilson and Jake Eisenberg**

Episode 1 - Apr. 13 and 15

Episode 2 - May 4 and 5

Episode 3 - May 18 and 20

Episode 4 - June 1 and 3

Episode 5 - June 15 and 17

Episode 6 - June 29 and July 1

Episode 7 - July 27 and July 29

Episode 8 - Aug. 3 and 5

Episode 9 - Aug. 17 and 19

Episode 10 - Aug. 31 and Sept. 2

Be sure to check your local listings for air times



THE NEXT **BIG** THING!



SUNDAY, JULY 7TH



Mayor Levar Stoney's All-Star Week Kickoff on Brown's Island



MONDAY, JULY 8TH



All-Star Country Music Jam Featuring Big & Rich
at Virginia Credit Union Live at Richmond Raceway



TUESDAY, JULY 9TH



Eastern League Celebrity Home Run Derby & Funnville Fan Fest



WEDNESDAY, JULY 10TH



2019 Eastern League All-Star Game Presented by Genworth

804.359.FUNN (3866)

SQUIRRELSBASEBALL.COM/ALLSTAR