

The cover of the Richmond Flying Squirrels 2018 Media & Information Guide was designed by Hannah DeFrank & Jay Burnham.

The Richmond Flying Squirrels 2018 Media & Information Guide is a publication of the Richmond Flying Squirrels Media Relations Department.

This publication was researched and written by the Flying Squirrels Director of Broadcasting Jay Burnham and Broadcaster Sam Ravech. Layout, design and editing by Jay Burnham with assistance from Jon Laaser.

Photography credits for the 2018 Richmond Flying Squirrels Media & Information Guide: Real Life Studios, San Francisco Giants team photography, James Loving Edwin Rodriguez, and *The Richmond Times-Dispatch*.

Statistical information provided by Major League Baseball Advanced Media (MLBAM), 75 Ninth Avenue, 5th Floor, New York, NY 10011.

Special thanks to Missy Mikulecky, *Baseball America* Jason Dambach and Jon Laaser

Further information on the 2018 Richmond Flying Squirrels is available through the Flying Squirrels' Media Relations Department by calling (804) 359-3866 x308 or by visiting [SquirrelsBaseball.com](http://SquirrelsBaseball.com).

2018 Richmond Flying Squirrels

# 2018

## FLYING SQUIRRELS

### Media & Information Guide

#### TABLE OF CONTENTS

<b>FLYING SQUIRRELS ORGANIZATION</b> .....	2-7
Flying Squirrels' Directory .....	2
Executive Biographies .....	3-5
Flying Squirrels' Broadcasters.....	6
Mascot and Funville Info.....	7
<b>2018 FLYING SQUIRRELS</b> .....	8-51
Field Staff Biographies .....	8-10
Player Profiles .....	11-51
<b>2017: IN REVIEW</b> .....	52-63
2017 Season Review.....	52-53
2017 Eastern League Standings/Field Staff.....	54-55
2017 Eastern League Awards .....	56
2017 Eastern League Team Statistics/Leaders.....	57-58
2017 Flying Squirrels' Team Statistics/Leaders.....	59-60
2017 Flying Squirrels' Assorted Statistics .....	61-62
2017 Flying Squirrels' Transactions.....	63
<b>HISTORY &amp; RECORDS</b> .....	64-78
Flying Squirrels Logo Guide.....	64
Flying Squirrels' Team Records.....	65-68
Flying Squirrels' Franchise Firsts/Career Leaders.....	69-74
Flying Squirrels' All-Time Roster .....	75
Boulevard to the Bay.....	76
Flying Squirrels' Postseason History.....	77-78
<b>EASTERN LEAGUE</b> .....	79-91
Eastern League Directory.....	79
Eastern League Mileage Chart/Umpires .....	80
Flying Squirrels' 2017 Opponents .....	81-91
<b>SAN FRANCISCO GIANTS</b> .....	92-107
Giants' Directory .....	92
Giants' Media Relations/40-Man Roster .....	93
Giants' 1st Round Draft Picks of the Decade.....	94
Giants' 2017 Draft Results.....	95
Giants' 2017 Organizational Review.....	96-97
Giants' Affiliates.....	98-107
<b>GENERAL INFORMATION</b> .....	108-114
The Diamond - Stadium Facts/Upgrades.....	108-110
2018 Ticket Information/Pre-Game Schedule.....	111
Medical Glossary .....	112
Media Policies/Local Media Directory.....	113
New Rules .....	114



# ORGANIZATION

## Organization

## 2018 Flying Squirrels

## 2017: In Review

## History & Records

## Eastern League

## SF Giants

## General Info



## FLYING SQUIRRELS

**Richmond Flying Squirrels Baseball Club**

**3001 N. Boulevard - Richmond, VA 23230**

**Phone: (804) 359-3866 Fax: (804) 359-1373**

**Website: [www.squirrelsbaseball.com](http://www.squirrelsbaseball.com)**

**General Email: [info@squirrelsbaseball.com](mailto:info@squirrelsbaseball.com)**



### OWNERSHIP

President & Managing General Partner.....	Lou DiBella
General Partner.....	Gary Green
General Partner.....	Larry Botel
General Partner.....	Harvey Ross
Member of the Chairman's Council.....	Brian Callaghan
Member of the Chairman's Council.....	DJ Baseball

### EXECUTIVE

Chief Executive .....	Chuck Domino
Vice President/Chief Operating Officer/General Manager.....	Todd "Parney" Parnell
General Manager.....	Ben Rothrock

### COMMUNICATIONS

Director of Media and Broadcasting.....	Jay Burnham
Executive Director of Marketing and Promotions.....	Anthony Oppermann
Social Media and Promotions Manager.....	Hannah DeFrank
Radio Broadcaster.....	Sam Ravech

### CORPORATE SALES

Director of Corporate Sales .....	Ben Terry
Director of Business Development .....	Marty Steele
Corporate Sales Executive .....	Michael Caddell
Corporate Sales Executive .....	Shelby Moody

### TICKETS

Director of Ticket Sales.....	Eric Harrell
Director of Group Sales.....	Camp Peery
Assistant Director of Group Sales .....	Chris Walker
Group Sales Executive.....	Garrett Erwin
Group Sales Executive.....	Caroline Phipps
Suite Coordinators.....	Sam Mireles

### FINANCE

Controller.....	Faith Casey
Assistant Controller .....	Debbie Srock

### FOOD & BEVERAGE/ MERCHANDISE

Director of Food & Beverage .....	Alex Swartz
Merchandise & Kids Club .....	Alexa Alpaugh

### COMMUNITY RELATIONS

Executive Director of Community Outreach.....	Megan Angstadt
Community Relations and Mascot Coordinator.....	Matt Wease

### STADIUM OPERATIONS

Executive Director of Field & Ballpark Operations .....	Steve Ruckman
Stadium Operations Manager.....	Evan Smith
Assistant Groundskeeper .....	Kyle Nichols

*Richmond Flying Squirrels*







# ORGANIZATION



## DIBELLA Lou DiBella President & Managing General Partner

Lou DiBella currently serves as President & Managing General Partner of the Richmond Flying Squirrels, overseeing all aspects of the Flying Squirrels operations in Richmond over the past eight years. That has included the creation of the Flying Squirrels' current ownership group, and formalizing the franchise's move to Richmond from Norwich, CT. Prior to the relocation of the franchise, DiBella served as President & Managing Partner of the Connecticut Defenders and the Norwich Navigators that preceded them. In that role, which he held from 2005-09, he fostered the relationship that continues presently between the Flying Squirrels and the San Francisco Giants.


Although he led baseball's return to Richmond, DiBella's name continues to be synonymous with world championship boxing. He enjoyed an outstanding 11-year run at HBO Sports, where he was the backbone of the division that vaulted HBO Boxing to signature programming status. HBO Pay Per View flourished under his leadership, televising many of the biggest prizefights in the history of the sport. DiBella recruited and signed a bevy of boxing stars for HBO, including such champions as Oscar De La Hoya, Roy Jones Jr., and Lennox Lewis. He also revolutionized the sport as creator of the critically acclaimed "Boxing After Dark" television series, providing underexposed fighters the opportunity to advance their careers on a national stage.

In May of 2000, he launched DiBella Entertainment (DBE), a full-service sports and entertainment company. DBE continues to be one of the most successful companies in boxing. DiBella has been lauded in the boxing community for fighting the contractual exploitation of boxers by promoters. DBE adheres to the following mission: to create a business model that shifts the balance of power from promoters to boxers; and establish a legacy of matchmaking excellence, both in an effort to improve the health of the boxing industry. Past and present boxers represented by DiBella

Entertainment include current WBC Middleweight champion Sergio Gabriel Martinez, former middleweight world champions Jermain Taylor and Bernard Hopkins, former junior welterweight titleist Paulie Malignaggi, and WBC Welterweight champion Andre Berto.

In January 2005, DBE launched DBE Productions. Through that outlet in 2007, DBE Productions produced the documentary, "Magic Man," which depicted the life of Paulie Malignaggi and his rise in the world of boxing. In 2006, DiBella made his acting debut, depicting himself as a boxing promoter in *Rocky Balboa*. In 2008, he added the credit of Executive Producer to his list of accomplishments with the 2009 film *Love Ranch*, starring Academy Award winners Helen Mirren and Joe Pesci. In 2010, he was credited as Associate Producer of the critically acclaimed film *The Fighter*, starring Mark Wahlberg and Christian Bale. The film centers around the early life of "Irish" Micky Ward, who cemented his legacy with three legendary fights against Arturo Gatti, while a fighter with DBE.

DiBella was born and raised in Brooklyn, New York, and attended Manhattan's prestigious Regis High School. He was a summa cum laude graduate of Tufts University, where he was elected to Phi Beta Kappa. A 1985 graduate of Harvard Law School, DiBella spent four years as an attorney with the prestigious law firm Sullivan & Cromwell. A tireless advocate of boxing reform, DiBella has been a leader in the movement for federal regulation, uniform health and safety standards and a national boxing commission. He has lectured extensively on these subjects and has testified before Congress and numerous state and local bodies. In 1999, DiBella received the Thurman Munson Corporate Hero Award from the Association for the Help of Retarded Children for both his achievements at HBO and his charitable activities. Numerous civic organizations and retired boxer's associations have honored him, including Ring 8, Ring 34 and Latinos in Sports. DiBella resides in Huntington Bay, New York.



Organization

2018 Flying Squirrels

2017: In Review

History & Records

Eastern League

SF Giants

General Info





# ORGANIZATION

Organization

2018 Flying Squirrels

2017: In Review

History & Records

Eastern League

SF Giants

General Info



**DOMINO**

## Chuck Domino Chief Executive

A 36-year veteran of the baseball business, Chuck Domino is currently the Chief Executive of the Richmond Flying Squirrels, President of Baseballtown Charities and President of Domino Consulting. Domino also has consulting and management agreements with several other Minor League Baseball franchises. Domino's efforts have been greatly recognized with his induction into the Reading Baseball Hall of Fame, the Pennsylvania Sports Hall of Fame and the Berks County Business Hall of Fame. Domino has won the Eastern League's Executive of the Year five times and the Pioneer League Executive of the Year award another time amongst various other recognitions and awards.

2017: Domino played an integral role in the success of the Hartford Yard Goats's Inaugural season as a their Chief Consultant....as President of Baseballtown Charities broke ground on a \$1 million Dream League Stadium for physically and developmentally challenged youth....continued improvements to the Diamond to enhance the experience for the fans. 2016: Continued to spearhead the transformation of The Diamond with additional fan amenities. 2015: Led the Squirrels to the Eastern League overall and average attendance titles for second consecutive season....The Squirrels were honored with the Bob Freitas Award for sustained success in Double A Baseball. 2014: Led the Squirrels to the Eastern League overall and average attendance titles. 2013: Led the Squirrels to their second Eastern League average attendance title. 2012: Led Lehigh Valley to their third consecutive overall minor league baseball attendance title ... Guided Richmond to their second overall Eastern League attendance crown in three years. 2010: Was named Eastern League Executive of the Year ... Led Richmond to overall and average attendance crown in EL. 2008: R-Phils led the Eastern League in overall and average attendance (436,789/6,423). Oversaw the inaugural season for the IronPigs ... Lehigh Valley finished 5th in the International League in overall and average attendance (602,033/8,479). 2007: R-Phils led the Eastern League in overall and average attendance (466,385/6,663) ... FirstEnergy Stadium became the first ballpark that has never been home to a Triple-A franchise to welcome it's 10 millionth fan all-time ... The R-Phils became the first E.L. team to draw better than 450,000 fans in eight consecutive seasons ... Presented "Champion of Youth Award" by the Olivet Boys and Girls Club ... R-Phils were nominated for the Larry MacPhail Award given to the top promoter in the Minors. 2006: Led E.L. in overall and average attendance (460,216/6,669) ... The R-Phils became the first E.L. team to draw better than 450,000 fans in seven consecutive seasons ... Honored with the Extra Innings Award, presented at the Minor League Baseball Promotional Seminar to the team that demonstrates excellence in community service, for the opening of Gordon Hoodak Stadium at Lauer's Park... Franchise nominated for the Larry MacPhail Award given to the top promoter in the Minors ... Named President of both the Reading Phillies (AA) and the Lehigh Valley IronPigs (AAA). 2005: Led the Eastern League in attendance at 468,105 fans ... The city of Reading became the first E.L. city to surpass the 9-million mark in total attendance (5.9 million fans have come under Domino's watch) ... Broke ground on Gordon Hoodak Stadium at Lauer's Park. An \$850,000 downtown youth stadium built by Baseballtown Charities on the grounds of Lauer's Park Elementary School. The school is named for the former stadium which housed several professional teams from 1907-1941. The likes of Babe Ruth, "Shoeless" Joe Jackson and others have played on site. 2004: Led the R-Phils to an Eastern League best and franchise record 7,138 fans per game ... Inducted into the Berks County Chapter of the Pennsylvania Sports Hall of Fame ... Recipient of Boy Scouts "Spirit of Scouting" Award. 2003: Named Minor League Baseball Executive of the Year by Baseball America ... Guided the Reading Phillies franchise to the John H. Johnson President's Trophy. The President's Trophy is the highest honor presented by Minor League Baseball to one organization each year. The winner of the trophy is selected based on franchise stability, contributions to league stability, contributions to baseball in the community and promotion of the baseball industry ... Named Community Leader of the Year by the Arthritis Foundation. 2002: Guided Reading to a franchise record attendance of 486,570 fans. 2001: Named "Small Business of the Year" by the Berks County Chamber of Commerce. 2000: Led Reading Phillies to their second Bob Freitas Award, presented by Baseball America given annually to the best operation at each of Minor League Baseball's four classifications ... Made Reading the first two time recipient of the award, having also won in 1991 ... Also named by Baseball America as the Bob Freitas Award recipients for the decade of the '90s ... Named "Executive of the Year" by the Middle Atlantic Major League Baseball Scouts Association. 1999: Earned club's second Larry MacPhail Promotional Trophy presented annually to the top promoter in Minor League Baseball. 1998: Named Minor League Baseball Executive of the Year by The Sporting News. 1997: Eastern League Executive of the Year. 1995: Named the General Manager you would want to run your franchise by Baseball America in an article titled "Building the Perfect Beast" 1994: Recipients of the Larry MacPhail Promotional Trophy. 1991: Recipients of the Bob Freitas Award by Baseball America given annually to the best operation at each of Minor League Baseball's four classifications. 1989: Eastern League Executive of the year ... The Sporting News Class-AA Executive of the Year. 1988: Eastern League Executive of the year. 1987: Hired as Reading Phillies General Manager 1986: Pioneer League Executive of the year while serving as General Manager of the Idaho Falls Braves. Personal Misc.: Born in Pittsburgh, PA October 22, 1959 ... 1978 graduate of Mt. Lebanon High School where he played baseball ... 1982 graduate of St. Thomas University (formerly Biscayne College) with a degree in Sports Administration ... Resides in Richmond.



Chuck Domino & Todd "Parney" Parnell





# ORGANIZATION



## PARNEY Todd "Parney" Parnell Vice President/COO/GM

Todd "Parney" Parnell serves as the Vice President and Chief Operating Officer for the Richmond Flying Squirrels. In that role, he oversees all aspects of the Flying Squirrels' day-to-day operations in Richmond. Additionally, Parney is the President of the Montgomery Biscuits, Double-A affiliate of the Tampa Bay Rays. In his leadership roles, Parney oversees the operation of both the Richmond and Montgomery franchises.

Thanks to Parney's continued passion and dedication to the Richmond region, the Flying Squirrels brand has become synonymous with community involvement. Under his tutelage, the Flying Squirrels have consistently been towards the top of the Eastern League in average and overall attendance during all eight years of existence. The Squirrels sustained success has been repeatedly acknowledged by the industry, most recently by being nominated for the prestigious John H. Johnson President's Award. The Squirrels were also nominated for the 2016 John Henry Moss Community Service Award.

Parney is one of the most recognizable names and faces in Minor League Baseball. He was awarded his second Eastern League Executive of the Year Award, following the 2013 season. He had previously been honored in 2004 while the General Manager of the Altoona Curve. It marked the second EL Award for the Squirrels' front office (Chuck Domino - 2010).

After leading the Flying Squirrels to the 2010 Eastern League attendance title, "Parney" and the Squirrels saw an increase in average attendance during the 2011 regular season and were easily the top-draw during the 2011 EL postseason. For his efforts, and due to the team's success on the field and off, "Parney" was honored by *Baseball America* following the season with their top minor league award. He was named 2011 *Baseball America* Minor League Executive of the Year. The Flying Squirrels now boast the distinction of having two recipients of the award in their front office, as Chuck Domino was also recognized with the award in 2003 while with the Reading Phillies. Parney followed up his award-winning season by guiding the franchise to their second overall Eastern League attendance crown in 2012.

With his leadership, the franchise completed a 1.5 million dollar renovation of The Diamond, where they opened Eastern League play in 2010. During their inaugural season, the club quickly established itself as a leader in the community, while smashing corporate and ticket sales expectations. With "Parney" at the helm, the Flying Squirrels led the Eastern League in both overall and average attendance, welcoming 463,842 (6,626) fans to The Diamond. Through innovative marketing and branding initiatives, the club posted record-breaking merchandise sales, and was awarded Logo of the Year for 2010 by *Ballpark Digest*.

Upon the completion of their inaugural season, the franchise was recognized as the Richmond Business of the Year by the Greater Richmond Chamber of Commerce (GRCC). "Parney" also currently serves the Richmond Chapter of the Cal Ripken Sr. Foundation Board of Trustees, as well as the Richmond Police Athletic League Board of Directors. Due to his flamboyant nature and wealth of experience in professional sports, "Parney" has also become one of the most popular speakers and guest lecturers in the region.

Prior to joining the effort to return baseball to Richmond, "Parney" served as the President of the Greenberg Sports Group (GSG), which provides management, consulting and marketing services to the sports industry across the country. GSG also manages the overall operations of Minor League Baseball's State College (PA) Spikes (Short-A/New York-Penn League) and Myrtle Beach (SC) Pelicans (A/Carolina League). "Parney" held the title of President for both franchises.

2014 marked Parnell's landmark 25th season in minor league baseball. In addition to his roles with both the State College and Myrtle Beach franchises, he spent seven seasons (2002-08) as the General Manager of the Double-A Eastern League's Altoona Curve, a position he relinquished in December, 2008, after the sale of the franchise from Curve Baseball LP to the family of Robert F. Lozinak.

During his time as the Curve's General Manager, the club set numerous single-game and season attendance records, continually re-invested private money into capital improvement projects at Blair County Ballpark, and helped the franchise gain national stature as one of the most creative and innovative teams in professional sports. The Curve won the prestigious

Larry MacPhail Promotional Award in 2004, the 2006 *Baseball America* Freitas Award as the top Double-A franchise and added the highest honor bestowed annually upon a Minor League Baseball club, the John H. Johnson President's Trophy, in 2006. Altoona became only the 11th franchise to receive all three major awards, and was the first team to accomplish the feat in less than three years.

Prior to joining the Curve, the North Carolina native was the Vice President and GM of the Single-A Kannapolis (NC) Intimidators (formerly the Piedmont Boll Weevils) in the South Atlantic League from 1997 to 2001. During his tenure in Kannapolis, the club set attendance records (either overall or average) in each of his first four seasons and made the playoffs in 1998 and 2000. For his efforts, Parnell was named the 1999 South Atlantic League General Manager of the Year.

The 45-year old graduated from Messiah College in 1988 with a degree in physical education and a minor in business. He has two daughters, Lindsay (22) and Samantha (18).



Organization

2018 Flying Squirrels

2017: In Review

History & Records

Eastern League

SF Giants

General Info





# ORGANIZATION

## Organization

## 2018 Flying Squirrels

## 2017: In Review

## History & Records

## Eastern League

## SF Giants

## General Info

### FLYING SQUIRRELS ON THE AIR

The 2018 season of Flying Squirrels baseball can be heard locally on the flagship radio station for Flying Squirrels Baseball, Fox Sports 910 Richmond. Broadcasts will begin one half-hour before scheduled first pitch with "The Flying Squirrels Pregame Warmup." Flying Squirrels game broadcasts will also be heard worldwide online at [foxsportsrichmond.com](http://foxsportsrichmond.com) and on the Radio.com app. Fox Sports 910 Richmond is the home to Wes McElroy and Dan Patrick in the mornings and Rich Eisen and Colin Cowherd in the afternoons.



## BURNHAM

**Jay Burnham**  
Director of Broadcasting

Jay Burnham, 36, enters his sixth season in the Squirrels broadcast booth and his 16th in Minor League Baseball. Prior to Richmond, he spent three seasons as Director of Broadcasting for the Trenton Thunder (Double-A New York Yankees). Burnham's 15 seasons in the game include stints with the Hagerstown Suns (A, San Francisco Giants), Pensacola Pelicans (Independent), Asheville Tourists (A-Colorado Rockies) and Thunder. A native of Shelburne Falls, MA, Burnham was the recipient of the prestigious 2011 Minor League Broadcaster of the Year award issued by Ballpark Digest, a renowned industry publication. In 2016 he was also recognized by *Baseball America* as the "Minor's Best Broadcasting Prospect".

The Elon University graduate has called play-by-play for over 1,700 professional baseball games, including two All-Star contests, in over 35 different stadiums throughout his career. Outside of baseball, Burnham has also joined VCU athletics, lending his distinctive voice for play-by-play on men's and women's basketball radio and television broadcasts. He also broadcasts in a freelance capacity for the ACC Network, William & Mary football, Longwood University Men's Basketball and Dartmouth College Men's Basketball. A craft beer aficionado, Burnham currently resides in the North Side with his wife Cheyenne and two dogs Brooks and Addie.



## RAVECH

**Sam Ravech**  
Radio/TV Broadcaster

Sam Ravech enters his second year with the Flying Squirrels and his second as a professional broadcaster. The Connecticut native graduated from Pepperdine University in 2017 with a bachelor's degree in broadcast journalism and media production. Ravech was the lead play-by-play broadcaster for Pepperdine basketball and baseball all four years of college. Ravech also joined his father, Karl Ravech, and John Kruk in the broadcast booth for parts of the Little League World Series coverage on ESPN. During the offseason, Ravech broadcasts some AAC College Men's Basketball games on ESPN and also served as the Play-by-Play voice for the University of Mary Washington Eagles in the offseason. When Sam isn't in the broadcast booth you can find him playing his guitar, listening to country music or FaceTiming his girlfriend Hannah who he met at Pepperdine.







# ORGANIZATION



Welcome to Funnville! New for the 2018 season, the Funnville brand lends an appropriate name to the atmosphere, attitude and makeup of the Flying Squirrels franchise. Funnville is a term that embodies the team both on and off the field and will be recognized with merchandise along with a special concession stand and a giant inflatable arch outside The Diamond. The Flying Squirrels characters such as Nutzy, Nutasha, Flingo and the Mixed Nuts, all carry the Funnville spirit at the park and in the community.

## NUTZY & NUTASHA

Since making a grand entrance into Richmond as the face of the Flying Squirrels in Feb. 2010, Nutzy has become one of the most recognizable figures in the region. Nutzy participates in countless community events, and visits hundreds of schools each year. The rigors of his schedule were nearly too much, even for the superhero squirrel, leading to the arrival of his partner Nutasha. The Flying Squirrels introduced Nutasha on Opening Day in 2016 and she became an instant star. The name Nutasha was selected through a "Name the Mascot" contest in conjunction with the Richmond Times-Dispatch in March of 2016. The name Nutasha was chosen out of hundreds of name suggestions for the newest member of the Squirrels family. Nutasha quickly gained notoriety and the duo have teamed up to cover hundreds of community appearances, events and outings across the region.

Flying Squirrels fans have enjoyed a variety of mascots since the team's inception in 2010. In addition to Nutzy and Nutasha, Parker the Rally Pig, Zinger the Acorn, Flingo the Flamingo, the Molly Maid Dancing Drag Queens, the Racing Peanuts, Victor the Villain and Captain RRRVA have joined in on the funn over the years.

Before the start of the 2016 season, Parker the Rally Pig, along with Zinger, Victor the Viking and Captain RRRVA announced their retirement. Parker purchased an estate in Chester, VA, while Zinger the Acorn decided to join him and plant some roots on the same property. These retirements opened the door for the new star Nutasha to shine, along with the main character Nutzy.



Organization

2018 Flying Squirrels

2017: In Review

History & Records

Eastern League

SF Giants

General Info







# 2018 FLYING SQUIRRELS

Organization

2018 Flying Squirrels

2017: In Review

History & Records

Eastern League

SF Giants

General Info



## Manager Willie Harris

Years with Giants Staff:  
Professional Experience:

1st Season  
19 Seasons  
2 as Field Staff  
April 6, 2017  
Cairo, GA  
Signed by Giants 2017

Flying Squirrels Debut:  
Resides:  
Acquired:



Harris, 39, becomes the seventh manager in Flying Squirrels history and the most accomplished former MLB player to take the reins. Harris appeared in 1,046 games over the course of his 12-year MLB career, spending time with the Baltimore Orioles, Chicago White Sox, Boston Red Sox, Atlanta Braves, Washington Nationals and New York Mets. The Georgia native famously scored the lone run in Game 4 of the 2005 World Series, clinching the first title in 88 years for the Chicago White Sox. Harris led off the eighth inning of Game 4 with a pinch-hit single and scored the eventual winning run on a Jermaine Dye base hit.

Harris gathered 580 hits and 107 stolen bases during his tenure in the Majors. He spent three seasons (2008-2010) with the Washington Nationals, playing in a career-high 140 games for the Nats' in 2008. Of his 1,046 career MLB games, Harris played 409 in a Nationals uniform, more than any other team he suited up for.

Prior to his tenure with the Nationals, Harris spent a year playing for the Atlanta Braves organization and appeared in 17 games for the Triple-A Richmond Braves at the beginning of the 2007 season. In just a short time of calling The Diamond home, Harris snagged seven bases and hit a robust .362 (21-58). His hot start in Richmond prompted a promotion to Atlanta and on April 30, Harris appeared in his first game as a Brave. He went on to play in 117 games for Atlanta, hitting .270 with 17 stolen bases. On July 21, 2007 Harris went 6-6 at the plate against St. Louis, becoming just second Atlanta player to record six hits in a game, joining Felix Milan in the history books. Harris connected on two triples, drove in six and scored four runs in the standout performance.

Harris began his coaching career in 2016 with the White Sox system as a hitting coach with the Great Falls Voyagers in the Pioneer League (Advanced Rookie League). In 2017 Harris was promoted to manager of the Winston-Salem Dash, the Advanced-A affiliate of the White Sox (Carolina League). In his first season at the helm, the Dash finished with a 56-83 record. The Dash hit .263 as a team (3rd overall) and were caught stealing just 21 times, fewest in the Carolina League.



## Pitching Coach Glenn Dishman

Years with Giants Staff:  
Professional Experience:

2 Seasons  
25 Seasons  
14 as Field Staff  
April 5th, 2018  
Nov. 5, 1970  
Signed by Giants (2016)

Flying Squirrels Debut:  
Born:  
Acquired:



Dishman, 47, enters his third season in the San Francisco organization and his first with the Flying Squirrels. The former MLB pitcher spent the past two seasons in the Arizona Rookie League and helped guide the AZL Giants to the Championship Series in 2017. Under Dishman's tutelage, the AZL Giants posted a 3.96 ERA (5th), while striking out 525 batters (3rd). Dishman replaces Steve Kline, who has been assigned to Triple-A Sacramento. Kline previously held the role of pitching coach for three seasons.

Dishman's coaching career began in 2004 when he joined the staff at Ohlone College in Fremont, CA. The Dodgers then added Dishman to their coaching ranks the following year, beginning a stretch of seven seasons in the Los Angeles system. From 2005-2011 Dishman made stops as the pitching coach for the Columbus Catfish (2005), Vero Beach Dodgers (2006), Great Lakes Loons (2007, 2015), Jacksonville Suns (2008), Chattanooga Lookouts (2009) and the Albuquerque Isotopes (2010-2014).

Dishman began his professional playing career as a member of the San Diego Padres organization in 1993. The lefty was initially signed as an undrafted free agent out of Texas Christian University and assigned to Short Season Spokane where he compiled a record of 6-3 with a 2.20 ERA over 12 starts. Dishman reached Double-A Wichita In 1994 and was a Texas League All-Star with the Wranglers. He replicated the All-Star duties the following year in Triple-A Las Vegas and made his MLB debut on June 22, 1995 for the Padres. During his rookie campaign, Dishman appeared in 19 games (16 starts) and finished with a record of 4-8 and a 5.01 ERA.

He appeared in three games the following year with San Diego and was eventually picked up on waivers by the Philadelphia Phillies. In 1997 Dishman appeared in seven games for the Tigers before falling back out of the Major Leagues. In all he appeared in 33 MLB games (21 starts) and worked 135.1 innings over three seasons.





# 2018 FLYING SQUIRRELS





**Hitting Coach** **Francisco Morales**

<b>Years with Giants:</b>	<b>1st Season</b>
<b>Professional Experience:</b>	<b>25 Seasons</b>
	<b>13 as Field Staff</b>
<b>Flying Squirrels Debut:</b>	<b>April 5, 2018</b>
<b>Resides:</b>	<b>Tucson, AZ</b>
<b>Acquired:</b>	<b>Signed by Giants (2018)</b>



Morales, 44, joins the Giants organization after having spent three years on staff in the San Diego Padres system. The former Minor League catcher was the hitting coach for the San Antonio Missions (Double-A, Texas League) in 2014 and made his managerial debut in 2015 with the Fort Wayne Tin Caps (Low A, Midwest League). In 2016 Morales briefly took over as manager for the Lake Elsinore Storm (Advanced-A California League).

The Dominican Republic native began his post-playing career as a bullpen catcher and staff assistant with the Cleveland Indians organization. He got his start as a coach in 2005, when the Arizona Diamondbacks pegged him as an instructor in the Dominican Summer League.

As a player, Morales spent parts of eight seasons in the Minor Leagues with the St. Louis Cardinals, Chicago Cubs and the Montreal Expos organizations before spending four seasons playing in the Independent Leagues.



**Athletic Trainer** **Hiro Sato**

<b>Years with Giants:</b>	<b>4 Seasons</b>
<b>Professional Experience:</b>	<b>5 Seasons</b>
<b>Flying Squirrels Debut:</b>	<b>April 5, 2018</b>
<b>Resides:</b>	<b>Hayward, CA</b>
<b>Acquired:</b>	<b>Signed by Giants (2014)</b>



Hiroki Sato begins his first year as an athletic trainer with Richmond after spending the 2017 season with the Augusta GreenJackets (Low A, South Atlantic League). Prior to his time in Augusta, he spent three seasons with the Arizona Rookie Giants.

Before his arrival in the Giants system, Sato spent one season in the Los Angeles Dodgers system working at the rookie ball level. During the 2014-2015 season, he served as the head athletic trainer of San Juan Senadores during the Liga de Béisbol Profesional Roberto Clemente in San Juan, Puerto Rico. Sato earned a bachelor's degree in Athletic Training from Grand Canyon University in Phoenix, AZ and another bachelor's degree in Physical Education from International Budo University in Chiba, Japan. He received his M.S. from California University of Pennsylvania. He began his interest in professional baseball as an undergraduate intern (PBATS& JBATS) with the Seattle Mariners, San Diego Padres, and Texas Rangers while attending Grand Canyon University. He is a member of the NATA, NSCA, and NASM. Sato has been in the United States for 10 years, arriving from his hometown of Oita, Prefecture of Japan.



**S&C Coach** **Jonathan Medici**

<b>Years with Giants:</b>	<b>1 Season</b>
<b>Professional Experience:</b>	<b>2 Seasons</b>
<b>Flying Squirrels Debut:</b>	<b>April, 5 2018</b>
<b>Resides:</b>	<b>Scottsdale, AZ</b>
<b>Acquired:</b>	<b>Signed by Giants (2017)</b>



Jonathan Medici begins his first season as strength and conditioning coach for the Richmond Flying Squirrels. 2018 marks his second year in the San Francisco Giants organization, previously holding the same title with the San Jose Giants (Advanced-A California League). Medici also served as the physical performance coach for the Modesto Nuts in the Colorado Rockies organization during the 2016 season.

Organization

2018 Flying Squirrels

2017: In Review

History & Records

Eastern League

SF Giants

General Info





# 2018 FLYING SQUIRRELS

Organization

2018 Flying Squirrels

2017: In Review

History & Records

Eastern League

SF Giants

General Info



## Special Assistant

# Gene Clines

Years with Giants Staff:  
Professional Experience:

8 Seasons  
52 Seasons  
37 as Field Staff

Flying Squirrels Debut:

April 8, 2018

Previous Role Special Assistant, Player Development  
Acquired: Signed by Giants 2016



Clines joins the staff having spent the past two years within the Giants organization as a Special Assistant, Player Development. The former MLB outfielder enjoyed a 10-year big league playing career with the Pittsburgh Pirates, New York Mets, Texas Rangers and Chicago Cubs (1970-79). Clines' playing career was highlighted by three trips to the postseason with the Pirates (1971, 1972 and 1974), including a World Series title in 1971. He had his best season in the Majors with the Pirates in 1972, batting .334 in 107 games.

Clines has an extensive coaching resume that began as a first base coach with the Chicago Cubs following his final year as a player in 1980. He spent six seasons as the San Francisco's hitting and outfield coach (1997-2002), and has also served as the hitting coach with the Milwaukee Brewers (1994-95), Seattle Mariners (1989-92) and Houston Astros (1988). Prior to returning to the Giants organization, he spent nine years working for the Los Angeles Dodgers as a Senior Advisor in Player Development.

Selected by the Pirates in the 6th round of the 1966 draft, Clines made his MLB debut on June 28, 1970. He appeared in 31 games his rookie season and helped lead Pittsburgh to a World Series title the following year. Clines batted .308 for the '71 Pirates and stole 15 bases in 300 plate appearances. Clines connected on a solo home run the fifth inning of Game 2 of the NLDS against San Francisco. He also appeared in three World Series games against Baltimore, going 1-1 with a triple.



## Bullpen Coach Eliezer Zambrano

Years with Giants Staff:  
Professional Experience:

1 Season  
12 Seasons  
1st as Field Staff

Flying Squirrels Debut:

July 12, 2010

Born:

Sept. 16, 1986

Acquired: Signed by Giants (Feb. 9, 2005)



The Flying Squirrels don't know what a baseball season would be like without the veteran catcher Zambrano, who will transition into a coaching role in 2018. Zambrano, "The Original Squirrel" has been a mainstay of the team and community since the club's inception in 2010, and is the only Flying Squirrels player to appear in a game in all eight seasons of the club's existence. The man also known as "Z", has totaled 691 plate appearances in 216 games in his Flying Squirrels career and 447 games overall. The 12-year MiLB veteran was initially signed by the Giants as a non-drafted free agent on Feb. 9, 2005. Zambrano will serve as the bullpen coach for the 2018 season, helping pitchers warm-up and coaching them to success. No player knows the Diamond better than Zambrano.

In addition to his contributions on the field, Zambrano has volunteered for the Flying Squirrels in countless community appearances, kids camps and events.



NEW  
BULLPEN COACH!

# The Original Squirrel ZAMBRANO



# 2018 FLYING SQUIRRELS



## RHP Shaun Anderson

Height/Weight: 6-4/225  
Bats/Throws: Right/Right  
Born: October 29, 1994 in Coral Gables, CA  
Resides: Coral Gables, CA  
Acquired: 7/26/17 from the Boston Red Sox  
in exchange for Eduardo Nunez



### FUN FACT:

Anderson played his college baseball at the University of Florida. In his junior season, his 0.97 ERA set the Gator record for the lowest in a season since the introduction of aluminum bats in college in 1974. He also ranked fifth all-time in ERA among all UF pitcher. His stellar play earned him the recognition of being named a Stopper of the Year Finalist by the National Collegiate Baseball Writers Association (NCBWA), an award given to the best closer in college baseball

### HIGHEST LEVEL OF ACHIEVEMENT ADVANCED-A

#### ---THE ANDERSON FILE---

Flying Squirrels Debut:

N/A

Last Team:

San Jose Giants

### Career Highs

IP (S):..... 7.0, 7/12/17 vs POT  
IP (R):..... 4.0, 8/04/17 vs IE  
H:..... 10, 5/16/17 vs FRE  
BB:..... 4, 6/13/17 vs CAR  
SO:..... 8 (2x), Last, 7/22/17 @ WS

### 2017

Started the season with the Greenville Drive (A) where he started seven games and compiled a 3-0 record with a 2.56 ERA... Batters were held to a .216 batting average... Promoted to Salem (A+) on 5/15 and made 11 starts pitching to a 3.99 ERA and a 3-3 record... Traded to the San Francisco Giants on 7/26 in the Eduardo Nunez trade... Made his Giants organizational debut with San Jose (A+) on 7/29... Made a total of six appearances and five starts with San Jose and finished the season with a 3-3 record and a 3.51 ERA.

### 2016

Made his professional debut with the Lowell Spinners (Low-A) on 7/30/16... Started just two games in the 2016 season and allowed nine earned runs in 2.2 innings with four strikeouts.

### Personal & Miscellaneous

Born and raised in Coral Springs, Florida... Played for three seasons at the University of Florida... Drafted by the Boston Red Sox in the 3rd round of the 2016 MLB June Draft... Compiled a 0.97 ERA in his final season as a Gator allowing just five earned runs over 46.1 innings... Traded to the San Francisco Giants in the Eduardo Nunez deal on 7/26/16 along with RHP Gregory Santos... Enters the 2018 season the #11 ranked prospect in the San Francisco Giants organization according to *Baseball America*.

### ANDERSON'S CAREER PITCHING STATISTICS

Year	Team	League	ORG	W	L	PCT	ERA	G	GS	CG	SHO	SV	SVO	IP	H	R	ER	HR	HB	BB	SO	WP	AVG
2016	Lowell	NYP	BOS	0	0	--	30.38	2	2	0	0	0	0	2.2	12	9	9	1	0	0	4	3	.571
2017	Greenville	SAL	BOS	3	0	1.000	2.56	7	7	0	0	0	0	38.2	30	12	11	2	2	11	37	7	.216
2017	Salem	CAR	BOS	3	3	.500	3.99	11	11	0	0	0	0	58.2	53	30	26	6	2	18	48	3	.236
2017	San Jose	CAL	SF	3	3	.500	3.51	6	5	0	0	0	0	25.2	19	13	10	1	2	4	22	3	.198
Minor League Totals				9	6	.600	4.01	26	25	0	0	0	0	125.2	114	64	56	10	6	33	111	16	.237



# 2018 FLYING SQUIRRELS

Organization

2018 Flying Squirrels

2017: In Review

History & Records

Eastern League

SF Giants

General Info



## 1B/3B Jonah Arenado

Height/Weight: 6-4/230  
Bats/Throws: Right/Right  
Born: February 3, 1995 in Newport Beach, CA  
Resides: Lake Forrest, CA  
Acquired: Selected by the Giants in the 16th Round  
2013 MLB June Draft



### FUN FACT:

Arenado might be lost in the shadow of his older brother, at least until he reaches the Major Leagues. Jonah is the younger brother of Rockies All-Star third baseman Nolan Arenado. The two work out together in the offseason and are childhood friends with Dodgers outfielder Trayce Thompson. Arenado's father, Fernando, played wiffle ball with the boys at a young age.

### HIGHEST LEVEL OF ACHIEVEMENT: ADVANCED-A

---THE ARENADO FILE---

Flying Squirrels Debut:

N/A

Last Team:

San Jose Giants

### Career Highs

Runs: .....4, 8/05/17 vs IE  
Hits: .....5, 6/17/15 vs. LEX  
HR: .....2, 4/10/15 @ GVL  
RBI: .....4, 4/24/16 vs. MOD  
SB: .....1, 9/7/15 vs. CSC

### 2017

Spent the entire season with San Jose (A+) where he appeared in 129 games and batted to a .268 average... Finished fourth on the team with 13 home runs and led the team with 73 RBI's and 36 doubles... Named the California League Player of the Week on 8/6 after going 11-for-16 at the plate with a home run and six RBI's... Had a 10-game hit streak from 5/20-6/1... Hit .357 in the month of August with five home runs, 15 doubles and 23 RBI's.

### 2016

Played a full season with San Jose (A+)... For the first time in his minor league career he played the majority of the season at first base rather than third base... Awarded the California League Player of the Week on 5/15/16 tallying nine hits, three home runs, and six RBI's in five games... Led the team with 68 RBI's, 36 doubles, and 218 total bases... Finished tied for second on the team with 17 home runs.

### 2015

Spent the entire season with Augusta (A)... Awarded the South Atlantic League Player of the Week on 5/04/15... Had an eight-game hitting streak from 4/26/15-5/4 where he compiled 13 hits and seven RBI's... Finished the season with a career-best .264 batting average with nine home runs and 62 RBI's.

### 2014

Returned to the AZL Giants (R) for a full season... Tied for first on the team with 21 RBI's and finished second on the team with 21 walks... Played in 50 games, most on the team for 2014.

### 2013

Saw action in 12 games on the AZL Giants (R)... Compiled eight hits and eight RBI's in 38 at-bats

### Personal & Miscellaneous

Born in Lake Forrest, CA... Drafted out of El Torro High School in the 16th round of the 2010 MLB June Draft... Brother of Nolan Arenado, third baseman for the Colorado Rockies.

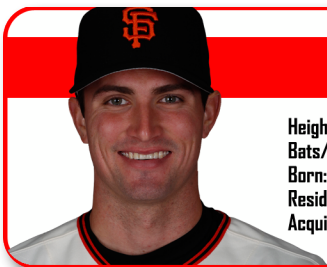
### ARENADO'S CAREER BATTING STATISTICS

Year	Team	League	ORG	AVG	G	AB	R	H	2B	3B	HR	RBI	BB	IBB	SO	SB	CS	OBP	SLG	OPS
2013	AZL	SF	211	.12	38	6	8	0	1	0	8	4	0	8	0	0	0	.286	.263	.549
2014	AZL	SF	250	.50	184	20	46	10	0	0	21	21	0	43	0	0	0	.340	.304	.644
2015	Augusta	SAL	264	.134	523	57	138	25	1	9	62	24	1	94	1	1	1	.293	.367	.660
2016	San Jose	CAL	254	.128	516	64	131	36	0	17	68	18	0	110	0	2	2	.286	.422	.708
2017	San Jose	CAL	268	.129	488	67	131	36	4	13	73	26	1	104	1	1	1	.308	.439	.747
Minor League Totals				.260	453	1749	214	454	107	6	39	232	93	2	359	2	4	.300	.395	.695





# 2018 FLYING SQUIRRELS



## c Jeff Arnold

Height/Weight: 6-2/205  
Bats/Throws: Right/Right  
Born: January 13, 1988 in Louisville, KY  
Resides: Louisville, KY  
Acquired: Selected by the Giants in the 26th Round  
2010 MLB June Draft



### FUNN FACT:

Jeff Arnold returned to the Squirrels after a near two-year hiatus due to injury. Arnold was slated to be the everyday Squirrels catcher in 2014, but an unfortunate injury occurred in the first game of the season at New Britain. Arnold appeared in a handful of games in 2015 before making a full recovery to rejoin the Squirrels in 2016.

### HIGHEST LEVEL OF ACHIEVEMENT:TRIPLE-A

---THE ARNOLD FILE---

Flying Squirrels Debut:

4/13/14 @ NB

Last Team:

Sacramento River Cats

### Career Highs

Runs:.....3 (Many), Last, 8/20/13 @ STK  
Hits:.....3 (Many), Last, 9/11/16 vs. HFD  
HR:.....2 (x2), Last, 5/7/13 @ BAK  
RBI:.....4 (x3), Last, 7/12/13 @ VIS  
SB:.....1 (Many), Last, 5/12/16 vs ALT

## 2017

Started the season with Sacramento (AAA) playing in seven games before being transferred to Richmond (AA)...Played the majority of the season with Richmond appearing in 61 games behind the plate...Hit six home runs and 10 doubles despite batting to a .186 average... Played the last two games of the season with Sacramento... Hit a homerun in the final game of the season.

## 2016

Opened the season on the Flying Squirrels disabled list...made season debut on 5/12 vs. Altoona (1-2, BB), and stole his first and only base of the season off of Altoona's Brett McKinney...Shared catching duties with Eliezer Zambrano, Steve Lerud, Ben Turner, and Matt Winn over the course of the season...hit first of three home runs on 5/17 @ Trenton...Threw out 14 of 61 base runners (.230) with six passed balls in 56 games played... Batted .233 vs. RHP and .188 vs. LHP.

## 2015

Went 2-for-4 with a double in his season debut on 5/30 at Inland Empire, and had a base hit in eight of his first 10 games upon returning from a year-long knee injury ... Had a season-high three hits and three RBIs on 6/13 ... Played his final game on 8/2 and was inactive for the remainder of the season after being placed on the 7-day disabled list on 8/4.

## 2014

Began the year as the Squirrels starting catcher but was injured (knee) during the first game in New Britain and missed the rest of the 2014 season.

## 2013

Spent entire season with San Jose (A+) where he appeared in a career-high 97 games and hit .251 ... Appeared in 7-of-8 postseason games, all as a catcher ... Threw out 32% (35-of-108) of base stealers ... Batted .429 (6-14) with bases loaded ... Was selected as a Mid-Season California League All-Star and went 1-1 with a walk in the Carolina vs. California All-Star Game.

## Personal & Miscellaneous

Selected by the Giants in the 26th round of the 2010 draft from University of Louisville ... Graduated Louisville Male High School (KY) in 2006 ... Tied the Babe Ruth World Series record with four hits in a single game ... Played all four collegiate seasons at Louisville (2007-2010) ... Was a Johnny Bench Award semifinalist (top college catcher) as a senior in 2010.

### ARNOLD'S CAREER BATTING STATISTICS

Year	Team	League	ORG	AVG	G	AB	R	H	2B	3B	HR	RBI	BB	IBB	SO	SB	CS	OBP	SLG	OPS
2010	Salem-Keizer	NOR	SF	.241	36	112	11	27	8	1	3	10	6	0	29	2	1	.286	.411	.697
2011	Augusta	SAL	SF	.213	80	268	30	57	16	0	6	23	25	1	80	2	0	.293	.340	.633
2012	Augusta	SAL	SF	.238	75	240	26	57	19	1	3	23	23	0	72	1	1	.325	.363	.688
2012	San Jose	CAL	SF	.429	12	35	6	15	4	0	0	8	1	0	9	1	0	.462	.543	1.005
2013	San Jose	CAL	SF	.251	97	350	53	88	26	4	13	61	38	0	116	4	0	.333	.460	.793
2014	Richmond	EAS	SF	.000	1	3	0	0	0	0	0	0	0	0	3	0	0	.000	.000	.000
2015	San Jose	CAL	SF	.250	21	68	7	17	7	1	0	7	10	0	24	0	0	.370	.382	.752
2016	Richmond	EAS	SF	.220	56	164	15	36	9	1	3	19	13	0	52	1	2	.282	.341	.623
2017	Richmond	EAS	SF	.184	61	185	19	34	10	1	6	22	29	2	70	0	1	.300	.346	.646
2017	Sacramento	PCL	SF	.176	9	34	3	6	1	0	1	2	2	0	15	0	0	.222	.294	.516
Minor League Totals				.231	448	1459	170	337	100	9	35	175	147	3	470	11	5	.313	.384	.697

Organization

2018 Flying Squirrels

2017: In Review

History & Records

Eastern League

SF Giants

General Info



# 2018 FLYING SQUIRRELS

Organization

2018 Flying Squirrels

2017: In Review

History & Records

Eastern League

SF Giants

General Info



## INF Brandon Bednar

Height/Weight: 6-4/180  
Bats/Throws: Right/Right  
Born: March 21, 1992 in Plainview, NY  
Resides: Stuart, FL  
Acquired: Selected by the Giants in the 7th Round  
2013 MLB June Draft



### HIGHEST LEVEL OF ACHIEVEMENT: DOUBLE-A

#### ---THE BEDNAR FILE---

Flying Squirrels Debut:

6/25/16 @ BIN

Last Team:

Richmond Flying Squirrels

#### Career Highs

Runs..... 3 (x4), Last, 6/19/15 vs IE.  
Hits..... 4 (x2) Last, 7/15/16 @ BOW  
HR..... 1 (Many), Last, 9/16/15 @ VIS  
RBI..... 3 (Many) Last 7/21/15 vs LAN  
SB..... 2 (x2) Last 7/10/16 vs TRE

#### FUNN FACT

Bednar hit a robust .364 through his first 19 games as a member of the Squirrels. On 7/15/16 he smacked his first Double-A homer, a solo shot in the fifth inning at Prince George's Stadium. The homer was on the heels of a two-run double in a seven-run outburst the inning prior against Bowie. RVA won the contest 13-11 with two runs in the 9th.

### 2017

Played the entire season with Richmond (AA) leading the team in games (117), at-bats (411), runs (54), hits (115) and doubles (24)... Played games at every infield position spending the majority of the season at third base... Finished the season slashing .280/.326/.350.

### 2016

Returned to San Jose (A+) to begin the year and appeared in 59 games for the Giants prior to Double-A promotion....Hit go-ahead HR in the top of the 11th inning for SJ on 6/12...Assigned to the Squirrels on 6/25 following Myles Schroder's promotion to Triple-A...Hit .364 through first 19 games and played SS, 2B and 3B over 64 games...Went 3-8 as a pinch hitter....struck out only 40 times in 224 at bats with Squirrels.

### 2015

Spent the entire season with San Jose (A+) and appeared in 100 games ... Had a season-high nine-game hitting streak from 7/21-30 ... Finished the regular season with a .237 average, three home runs, and 34 runs batted in while playing a minimum of 16 games at all four infield positions ... Hit .309 with runners in scoring position for the season ... Batted just .171 against left-handed pitchers while hitting .258 against righties ... Hit .262 (11-for-42) in 11 playoff games, adding a solo home run in the Giants' series-clinching 6-5 win against Visalia in game five of the Division Finals (went 3-for-3 in that game).

### 2014

Made full season debut with Augusta (A) on 4/3 ... Hit .275 with nine (9) doubles and 24 RBI in 74 games with the Greenjackets ... Promoted to San Jose on 7/2 and hit .300 for the month of July ... Played 1B, 2B, 3B & SS between both levels and committed just seven (7) total errors.

### Personal & Miscellaneous

Selected by the Giants in the 7th round of the 2013 draft ... Signed for a \$161,500 bonus following his Junior season ... Played and started all three collegiate years at FGCU ... Was named to the Atlantic Sun All-Conference First team in 2013 after leading the team in hitting (.336), RBI (46), doubles (17), runs scored (52) and stolen bases (7) ... Graduated South Fork High School (FL) and as a junior, was the starting shortstop for the 2009 Class 5A State Championship team ... Born in Manhasset, NY but later moved to Stuart, FL when he was two years old ... Brother Robert also played at FGCU but injuries ended his career.

### BEDNAR'S CAREER BATTING STATISTICS

Year	Team	League	ORG	AVG	G	AB	R	H	2B	3B	HR	RBI	BB	SO	SB	CS	OBP	SLG	OPS
2013	AZL Giants	AZL	SF	.000	1	2	0	0	0	0	0	0	1	0	0	0	.500	.000	.500
2013	Salem-Keizer	NOR	SF	.272	50	202	36	55	9	0	6	34	14	0	28	11	.332	.406	.738
2014	Augusta	SAL	SF	.275	74	291	38	80	9	2	1	24	14	0	51	8	.314	.330	.644
2014	San Jose	CAL	SF	.241	48	195	23	47	7	0	5	16	12	1	27	3	.297	.354	.651
2015	San Jose	CAL	SF	.237	100	346	39	82	18	2	3	34	15	1	54	3	.277	.327	.604
2016	San Jose	CAL	SF	.284	59	218	22	62	3	1	4	30	8	0	46	4	.322	.362	.684
2016	Richmond	EAS	SF	.286	64	224	32	64	11	1	2	31	8	0	40	4	.316	.371	.687
2017	Richmond	EAS	SF	.280	117	411	54	115	24	1	1	34	26	0	63	2	.326	.350	.676
Minor League Totals				.267	513	1889	244	505	81	7	22	203	98	2	309	35	.312	.353	.664



# 2018 FLYING SQUIRRELS



1B/3B **T.J. Bennett**

Height/Weight: 6-3, 215  
Bats/Throws: Left / Right  
Born: July 22, 1992 Lethbridge, Ontario,  
Resides: Mesa, AZ  
Acquired: Signed by the Giants as a NOKA  
March 11, 2016



## FUN FACT

Once again the traveling man for the Giants organization made appearances for three of the Giants farm teams including San Jose, Richmond, and Sacramento. Bennett started and ended the season with the Squirrels but was unable to finish out the year due to injury. Bennett played his third season of winter ball in the Australian Baseball League with the Brisbane Bandits.

## HIGHEST LEVEL OF ACHIEVEMENT: TRIPLE-A

### ---THE BENNETT FILE---

Flying Squirrels Debut:

6/10/16 @ POR

Last Team:

Richmond Flying Squirrels

### Career Highs

Runs: ..... 2 (x6), Last, 4/20/17 @ BOW  
Hits: ..... 4, 8/6/16 vs. STK  
HR: ..... 2, 8/18/16 @ BAK  
RBI: ..... 4, 8/18/16 @ BAK  
SB: ..... 1 (x2), Last 8/2/16 @ BAK

## 2017

Started and finished the season with Richmond (AA) but also made stops at San Jose (A+) and Sacramento (AAA)... Over his 59 games played between the three teams, he batted .222 with nine doubles, 11 RBI's and three home runs... Played his last game of the season was on 8/17 due to an injury.

## 2016

Made minor league debut with Augusta (A) on 6/9/16 where he went 1-for-4 with a double and two RBI's... The following day he played one game with Richmond (AA) also going 1-for-4 with a double and two RBI's... Played in four games with Sacramento (AAA) from 7/23-7/28... On 7/30 he was assigned to San Jose (A+) where he would finish out the season... Awarded the California League Player of the Week on 8/7/16... From 8/1-8/7 he hit three home runs, seven RBI's and 12 hits.

## 2015

Played 19 games with the Brisbane Bandits of the Australian Baseball League... Batted .313 with five home runs in 48 at-bats

## 2014

Played the full season for the Gateway Grizzlies of the Independent Frontier League... Batted .260 with 37 RBI's.

## Personal & Miscellaneous

Born and raised in Mesa, Arizona... Played for the University of Utah for two years in 2013 and 2014... Signed by the Giants as a non-drafted free agent on March 11, 2016. Bennett played one season at Oral Roberts (2011) and one season at Mesa Community College (2012) prior to arriving at Utah.

## BENNETT'S CAREER HITTING STATISTICS

Year	Team	League	ORG	AVG	G	AB	R	H	2B	3B	HR	RBI	BB	IBB	SO	SB	CS	OBP	SLG	OPS
2016	Augusta	SAL	SF	.350	1	4	1	1	1	0	0	2	0	0	0	0	0	.250	.500	.750
2016	Richmond	EAS	SF	.350	1	4	0	1	1	0	0	2	0	0	1	0	0	.250	.500	.750
2016	Sacramento	PCL	SF	.350	4	8	1	2	1	0	0	1	1	0	3	0	0	.400	.375	.775
2016	San Jose	CAL	SF	.284	65	222	32	63	15	1	9	28	20	0	67	2	1	.337	.482	.839
2017	San Jose	CAL	SF	.195	29	87	5	17	3	1	1	5	8	1	31	2	4	.268	.287	.555
2017	Sacramento	PCL	SF	.286	6	14	1	4	0	0	0	1	2	4	0	4	0	.444	.500	.944
2017	Richmond	EAS	SF	.242	24	66	11	16	6	1	1	4	6	0	12	0	0	.315	.409	.724
Minor League Totals				.257	130	405	51	104	27	3	12	44	39	1	118	4	5	.334	.427	.761



# 2018 FLYING SQUIRRELS

Organization

2018 Flying Squirrels

2017: In Review

History & Records

Eastern League

SF Giants

General Info



Height/Weight: 6-3, 235  
Bats/Throws: Switch/Right  
Born: July 26, 1993 in Lodi, CA  
Resides: Lodi, CA  
Acquired: Selected by Giants in the 6th Round  
2016 June Draft

## OF Gio Brusa



### FUNN FACT

In his first season in professional baseball, Brusa immediately made waves in the Northwest League as a member of the Salem-Keizer Volcanoes. Named a NWL Mid-Season and Post-Season All-Star, Brusa smashed 10 home runs, 15 doubles and 42 RBI's in 53 games. Brusa continued his power surge in 2017 knocking 17 home runs including home-runs in back-to-back games on three separate occasions.

### HIGHEST LEVEL OF ACHIEVEMENT: ADVANCED-A

---THE BRUSA FILE---

Flying Squirrels Debut:

N/A

Last Team:

San Jose Giants

### Career Highs

Runs:..... 3 (3x), Last, 9/2/17 @ STK  
Hits:..... 3 (Many), Last, 8/27/17 vs STK  
HR:..... 2 (2x), Last, 9/2/17 @ STK  
RBI:..... 4, 7/22/16 vs EVE  
SB:..... 1 (2x), Last, 5/27/17 @ MOD

### 2017

Was a member of the San Jose Giants (A+) for the entire season playing in 113 games... Slashed .237/.296/.432...Drove in 55 runs on 17 home runs, 28 doubles, and two triples...Finished the season second on the team in doubles (28) and tied for first for home runs (17)... Had better success against left-handed pitchers batting .291 as opposed to right-handers where he batted .224.

### 2016

Joined Salem-Keizer (SS) immediately after being drafted in the sixth round by the Giants...Appeared in 53 games batting .264 along with 10 home runs, 15 doubles and 42 RBI's...Garnered Northwest League Midseason All-Star and Post-Season All-Star accolades... Hit home runs in back-to-back games three times during the season.

### Personal & Miscellaneous


Born and raised in Lodi, California... Played for Pacific University for four years from 2013-2016...Played for two summers in the Cape Cod League... One season for the Brewster Whitecaps where he was named the No. 4 overall prospect in the Cape... Garnered all-star recognition in the summer of 2014 after hitting .322 with 20 RBI's and six home runs... Brusa ended his career at Pacific second all-time in doubles (47), fourth in homers (25), 12th in runs (109), and fifth in RBI (122). Brusa is one of just eight Tigers ever with 100 runs and 100 RBI...Drafted by the Giants in the 6th round of the 2016 MLB June Draft

### BRUSA'S CAREER HITTING STATISTICS

Year	Team	League	ORG	AVG	G	AB	R	H	2B	3B	HR	RBI	BB	IBB	SO	SB	CS	OBP	SLG	OPS
2016	Salem-Keizer	NWL	SF	.264	53	220	36	58	15	3	10	42	11	0	69	1	1	.298	.495	.793
2017	San Jose	CAL	SF	.237	113	426	58	101	28	2	17	55	33	0	124	1	2	.296	.432	.728
Minor League Totals				.246	166	646	94	159	43	5	27	97	44	0	193	2	3	.296	.454	.750



# 2018 FLYING SQUIRRELS



## OF Daniel Carbonell

Height/Weight: 6-3/196  
Bats/Throws: Right/Right  
Born: March 29, 1991 in Camaguey, Cuba  
Resides: Merida, Yucatan, Mexico  
Acquired: Signed by the Giants as an International Free Agent June 16, 2014



### FUNN FACT

Oddly enough, Carbonell made his Double-A debut for the Flying Squirrels back in the 2014 postseason. The Giants inserted the Cuban signee into the leadoff role in the ELDS and he did not disappoint. Carbonell tripled in his second at bat against Akron and helped lead Richmond into the Championship Series. He also stole a pair of bases in the playoffs and played a solid defensive centerfield.

### HIGHEST LEVEL OF ACHIEVEMENT: TRIPLE-A

#### ---THE CARBONELL FILE---

Flying Squirrels Debut:

9/3/14 @ AKR

Last Team:

Richmond Flying Squirrels

#### Career Highs

Runs:.....3, 8/19/14 vs MOD  
Hits:.....4 (2x), Last, 8/27/14 @ LE  
HR:.....2 (2x), Last, 5/7/17 @ STK  
RBI:.....4, 5/7/17 @ STK  
SB:.....2 (6x), Last, 8/4/17 @ NH

### 2017

Started the season with San Jose (A+) where he hit to a .304 average with 25 RBI's and four home runs in just 39 games played...Recieved the call up to Richmond (AA) on 6/20...Hit a two-run home run in his first at bat and would go on to hit three more home runs in 55 games with the Squirrels...Finished out the season strong hitting .287 in the month of August with four stolen bases, two home runs and 14 RBI's.

### 2016

Played the majority of the season with San Jose (A+)... Hit .284 with 20 RBI's and 12 doubles...Tied for third on the team with 11 stolen bases although was caught stealing five times... Committed just two errors in the outfield in 77 total chances...Went 2-for-3 in two games with Sacramento (AAA)

### 2015

Played in 122 regular season games with Richmond (AA, 56 games) and San Jose (A+, 66 games) ... Started the season with the Flying Squirrels, where he had a hit in five of his first six games ... Hit just .146 (30-for-206) with Richmond, adding one home run and 12 runs batted in ... Assigned to San Jose on 6/23, closing out the season there with a .279 average (72-for-258), six home runs, and 27 runs batted in ... Finished the year 18-for-26 on stolen bases between the two levels ... Appeared in seven playoff games with San Jose, but totaled only three hits in 34 at-bats (.088 average) with 14 strikeouts.

### 2014

First year in Giants' organization ... Started the season with the AZL Giants (R) and finished the regular season in San Jose ... Saw playoff action with Richmond ... Went 32-for-93 (.344) with San Jose and had an OBP of .369 ... Played in seven playoff games for the Squirrels, going 7-for-28 (.250) with two triples and two RBIs ... Reported for the Arizona Fall League after the playoffs, hitting .190.

### 2013

Defected from Cuba and trained in the Dominican Republic, but didn't play professionally.

### Personal & Miscellaneous

Signed with the San Francisco Giants on June 6, 2014 ... Signed a four year contract worth 3.175 million dollars and added to the 40-man roster... Entered the 2015 season ranked as the #14 prospect in the Giants system by *Baseball America*... Removed from 40-man roster on Sept. 16, 2015.

### CARBONELL'S CAREER HITTING STATISTICS

Year	Team	League	ORG	AVG	G	AB	R	H	2B	3B	HR	RBI	BB	IBB	SO	SB	CS	OBP	SLG	OPS
2014	AZL Giants	AZL	SF	.314	10	35	10	11	3	0	1	4	2	0	4	4	0	.368	.486	.854
2014	San Jose	CAL	SF	.344	21	93	17	32	3	3	3	12	6	0	19	7	2	.390	.538	.928
2015	Richmond	EAS	SF	.146	56	206	18	30	3	2	1	12	4	0	53	9	1	.173	.194	.367
2015	San Jose	CAL	SF	.279	66	258	35	72	14	2	6	27	13	0	51	9	7	.327	.419	.746
2016	San Jose	CAL	SF	.284	64	211	28	60	12	0	3	20	17	0	51	11	5	.348	.384	.732
2016	Sacramento	PCL	SF	.667	2	3	0	2	0	0	0	0	1	0	1	0	0	.750	.667	1.417
2017	San Jose	CAL	SF	.304	39	148	22	45	13	1	4	25	5	0	31	3	2	.338	.486	.824
2017	Richmond	EAS	SF	.242	55	190	21	46	11	1	4	22	11	1	39	5	2	.288	.374	.662
Minor League Totals				.260	313	1144	151	298	59	9	22	122	59	1	249	48	19	.307	.385	.692

Organization

2018 Flying Squirrels

2017: In Review

History & Records

Eastern League

SF Giants

General Info





# 2018 FLYING SQUIRRELS

Organization

2018 Flying Squirrels

2017: In Review

History & Records

Eastern League

SF Giants

General Info



## RHP Michael Cederoth

Height/Weight: 6-6, 195  
Bats/Throws: Right/Right  
Born: November 25, 1992 in El Cajon, CA  
Resides: El Cajon, CA  
Acquired: Signed by Giants as a MLFA  
May 23, 2017



### FUNN FACT

Cederoth was born and raised in San Diego, California and decided to continue his baseball career at San Diego State University. In his junior year Cederoth was a 2013 second team All-Mountain West Conference selection. Cederoth Led the Mountain West in strikeouts both overall and in conference contests. His 109 strikeouts ranked ninth on the SDSU all-time single-season list.

### HIGHEST LEVEL OF ACHIEVEMENT: HIGH-A

#### ---THE CEDEROTH FILE---

Flying Squirrels Debut:

N/A

Last Team:

San Jose Giants

### Career Highs

IP (S): ..... 6.0 (2x), Last, 5/9/15 @ BEL  
IP (R): ..... 3.1, 5/27/16 vs VIS  
H: ..... 8, 4/25/15 vs KC  
BB: ..... 5, 5/2/15 vs CLI  
SO: ..... 7 (2x), Last, 5/2/15 vs CLI

### 2017

Released by the Minnesota Twins on 5/19 and was signed by the San Francisco Giants organization four days later on 5/23... Assigned to San Jose (A+) where he pitched the remainder of the season... Appeared in 16 games out of the bullpen and allowed nine earned runs in 25.1 innings for a 3.20 ERA.

### 2016

Rebounded from a difficult 2015 season to pitch to a 4-0 record and a 2.45 ERA over a full season with Cedar Rapids (A)... Made the full transition from the starting rotation to relief pitcher... Pitched in a career-high 30 games and also struck out a career-high 61 batters which ranked him second amongst all relief pitchers on the team.

### 2015

Promoted to Cedar Rapids (A) where he pitched in 11 games, starting six, but made his final appearance of the season on 6/4... Was placed on the retroactive disabled-list for what was "a personal illness" that he had dealt with his entire life... Over his 11 games played, he struggled pitching to a 1-4 record and a 4.08 ERA.

### 2014

Made his professional debut with Elizabethton (R) on 6/24 tossing 2.2 scoreless innings with three strikeouts... Made 11 appearances, 10 of which were starts... Pitched to a 4-2 record and a 3.55 ERA over 45.2 innings... Finished tied for second on the team in wins and finished sixth on the team with 42 strikeouts.

### Personal & Miscellaneous

Finished 2015 ranked by MLB.com as the Minnesota Twins' No. 25 prospect. ... Selected by the Minnesota Twins in the third round of the 2014 First-Year Player Draft out of San Diego State University. ... Was named a first team Louisville Slugger All-American in 2014 after going 6-2 with a 2.28 ERA, 20 saves and 55 strikeouts over 51 1/3 innings in 32 appearances for San Diego State. ... Selected by the Arizona Diamondbacks in the 41st round of the 2011 Draft but did not sign... Released by the Twins on 5/19/2017 and was signed by the San Francisco Giants four days later.

### CEDEROTH'S CAREER PITCHING STATISTICS

Year	Team	League	ORG	W	L	PCT	ERA	G	GS	CG	SHO	SV	SVO	IP	H	R	ER	HR	BB	SO	AVG
2014	Elizabethton	APP	MIN	4	2	.667	3.55	11	10	0	0	0	0	45.2	41	26	18	1	7	18	.227
2015	Cedar Rapids	MID	MIN	1	4	.200	4.08	11	6	0	0	0	0	35.1	33	23	16	2	2	18	.232
2016	Cedar Rapids	MID	MIN	4	0	1.000	2.45	30	0	0	0	0	2	47.2	35	15	13	3	1	33	.200
2017	San Jose	CAL	SF	0	0	--	3.20	16	0	0	0	0	0	25.1	18	13	9	4	1	15	.200
	Minor League Totals			9	6	.600	3.27	68	16	0	0	2	2	154.0	127	77	56	10	11	84	.216



# 2018 FLYING SQUIRRELS



## RHP Mike Connolly

Height/Weight: 6-1, 205  
Bats/Throws: Right/Right  
Born: October 31, 1991 in La Habra, CT  
Resides: Bridgewater MA  
Acquired: Selected by the Giants in the 27th round  
2013 MLB June Draft



### FUN FACT

Connolly was not only a standout pitcher at the University of Maine, but he was also a catcher. Connolly got it done on both sides of the ball. As a catcher he threw out 27 of the 52 potential base-stealers and batted .310 with one home run and 14 RBI's. Connolly became the first player in the American East Conference to be awarded all-conference honors at two different positions. He was named first-team as a catcher and second-team as a pitcher.

### HIGHEST LEVEL OF ACHIEVEMENT: HIGH-A

#### ---THE CONNOLLY FILE---

Flying Squirrels Debut:

N/A

Last Team:

San Jose Giants

### Career Highs

IP (S): ..... 8.0 (5x), Last, 6/5/17 vs LAN  
IP (R): ..... 5.0, 8/19/16 @ COL  
H: ..... 12, 8/26/16 @ ROM  
BB: ..... 5, 7/7/15 vs TRI  
SO: ..... 7 (5x), Last, 8/8/16 @ HIC

### 2017

Promoted to San Jose (A+) where he spent the entire season... Pitched to a 4-8 record and a 4.85 ERA... Started 15 of his 18 appearances... Named a California League Mid-Season All-Star after pitching to a 4-5 record and a 3.86 ERA over the first half of the season... Struggled down the stretch compiling an 0-3 record and a 6.82 ERA Post All-Star game.

### 2016

Spent the entire season with Augusta (A) appearing in 25 games starting in 18... Tossed a career-high and team-high 135.2 innings... Led the Greenjackets to 11 wins and finished the season with an 11-7 record and a 3.05 ERA... Named the South Atlantic League Pitcher of the Week on 8/6 after allowing just two hits and no runs in back-to-back starts spanning 13.0 innings.

### 2015

Played the entire season with Salem-Keizer (SS) appearing and starting in 13 games... Pitched to a 4-3 record and a 3.66 ERA over the course of 71.1 innings. Led the team in strikeouts with 58 and tied for second with four wins... Did not allow a single home run all season.

### 2014

Started the season with the AZL Giants (R) appearing in 11 games pitching to a 2-1 record and a 2.70 ERA... Allowed five earned runs in 16.2 innings... Promoted to Augusta (A) on 8/22 where he pitched in four games tossing a combined 4.2 innings allowing just one earned run.

### Personal & Miscellaneous

Born and raised in Bridgewater, Massachusetts... Played three seasons of college baseball for the University of Maine where he was a dual threat player... Connolly became the first player in the American East Conference to be awarded all-conference honors at two different positions. He was named first-team as a catcher and second-team as a pitcher... Selected in the 27th round of the 2013 MLB June Draft.

### CONNOLLY'S CAREER PITCHING STATISTICS

Year	Team	League	ORG	W	L	PCT	ERA	G	GS	CG	SHO	SV	SVO	IP	H	R	ER	HR	HB	BB	SO	AVG
2013	AZL	SF	2	0	1.000	1.32	8	0	0	0	0	0	0	13.2	8	3	2	0	0	7	7	.174
2013	Salem-Keizer	NOR	SF	0	2	.000	10.61	6	0	0	0	0	0	9.1	18	11	11	1	1	6	9	.419
2014	AZL	SF	2	1	.667	2.70	11	0	0	0	0	0	0	16.2	8	5	5	2	0	5	14	.148
2014	Augusta	SAL	SF	0	0	---	1.93	4	0	0	0	0	1	4.2	5	1	1	0	1	3	6	.263
2015	Salem-Keizer	NWL	SF	4	3	.571	3.66	13	13	0	0	0	0	71.1	75	31	29	0	3	16	58	.275
2016	Augusta	SAL	SF	11	7	.611	3.05	25	18	1	0	0	1	135.2	134	59	46	8	8	31	107	.258
2017	San Jose	CAL	SF	4	8	.333	4.85	18	15	0	0	0	0	94.2	117	55	51	12	2	21	60	.312
Minor League Totals				23	21	.523	3.77	85	46	1	0	0	2	346.0	365	165	145	23	15	89	261	.274



# 2018 FLYING SQUIRRELS

Organization

2018 Flying Squirrels

2017: In Review

History & Records

Eastern League

SF Giants

General Info



## RHP Sam Coonrod

Height/Weight: 6-2/225  
Bats/Throws: Right/Right  
Born: September 22, 1992 in Carrollton, ILL  
Resides: Carrollton, ILL  
Acquired: Selected by the Giants in the 5th Round  
2014 MLB June Draft



### FUNN FACT

Coonrod arrived in Richmond June of 2016 and immediately helped bolster the rotation down the stretch. The modest right-hander made 13 starts and finished with a 3.03 ERA. The hurler also made an impact at the plate, at least once in his time at Double-A. Coonrod recorded his first and only hit on August 3 at Altoona. More impressively is that the single was recorded against former UVA standout Brandon Waddell. Both starters Waddell and Coonrod received no decision in the 12-inning Altoona win.

### HIGHEST LEVEL OF ACHIEVEMENT: DOUBLE-A

#### ---THE COONROD FILE---

Flying Squirrels Debut:

6/18/16 vs. POR

Last Team:

Richmond Flying Squirrels

### Career Highs

IP (S):..... 8.0, 6/12/16 @ MOD  
IP (R):..... 3.0, 8/7/14 vs RAN  
H:..... 8 (4x), Last, 7/15/16 @ BOW  
BB:..... 5 (4x), Last 6/13/17 vs NH  
SO:..... 10, 6/9/15 @ GVL

### 2017

Spent the entire season with Richmond (AA) where he made 18 starts and tossed a total of 103.2 innings... Compiled a 4-11 record and a 4.69 ERA... Last six appearances of the season were in relief... Averaged 8.2 strikeouts per nine innings... Made his last appearance on 8/20 due to an arm injury... Had surgery following the season and will likely miss most of, if not all of the 2018 season

### 2016

Started the season with San Jose (A+) going 5-3 with a 1.98 ERA before the All-Star break... Named a California League Midseason All-Star... Named the MiLB Player of the Month in May after going 5-0 with a 0.57 ERA and giving up just two runs in 31.1 innings pitched... Assigned to Richmond (AA) on 6/17 where he would finish out the season with a 4-3 record and a 3.03 ERA in 77.1 innings.

### 2015

Played the full season with Augusta (A), started 22 of his 23 appearances... Named the South Atlantic League Pitcher of the Week 7/27... Went 8.0 innings strong on 7/20 allowing just three hits and one unearned run taking the win against Hickory (A)... Had a career high and a team high of 114 strikeouts.

### 2014

Played in 15 games with the AZL Giants (R), five of which he started... Had a 1-0 record and a 3.90 ERA... Pitched 27.2 innings striking out 25.

### Personal & Miscellaneous

Ranked the #29 prospect in the Giants organization by Baseball America heading into the 2018 season.... Drafted in the fifth round of the 2014 draft out of Southern Illinois... Pitched three seasons at SIU and started 40 of his 48 career appearances.

### COONROD'S CAREER PITCHING STATISTICS

Year	Team	League	ORG	W	L	PCT	ERA	G	GS	CG	SHO	SV	SVO	IP	H	R	ER	HR	HB	BB	SO	WP
2014	AZL Giants	AZL	SF	1	0	1.000	3.90	15	5	0	0	0	1	27.2	32	14	12	0	1	6	25	2
2015	Augusta	SAL	SF	7	5	.583	3.14	23	22	0	0	0	0	111.2	103	49	39	3	10	34	114	1
2016	San Jose	CAL	SF	5	3	.625	1.98	11	11	0	0	0	0	63.2	46	19	14	3	2	22	42	1
2016	Richmond	EAS	SF	4	3	.571	3.03	13	13	0	0	0	0	77.1	59	33	26	7	10	38	52	1
2017	Richmond	EAS	SF	4	11	.267	4.69	24	18	0	0	0	1	103.2	96	62	54	7	10	42	94	4
Minor League Totals				21	22	.488	3.40	86	69	0	0	0	2	384.0	336	177	145	20	33	142	327	9





# 2018 FLYING SQUIRRELS



## OF Dylan Davis

Height/Weight: 6-0/216  
Bats/Throws: Right/Right  
Born: July 20, 1993 in Bellevue, WA  
Resides: Redmond, WA  
Acquired: Selected by the Giants in the 3rd round  
2014 MLB June Draft



### FUN FACT

The Oregon State product has also been known as a for his arm strength. Prior to his time in the Giants system, Davis played both ways in college and according to *Baseball America* he was considered "on the short list for having the best pure arm in the Pacific Northwest." Davis tossed 16 innings over five relief appearances in his final year at OSU. He punched out 14 and walked 14 to close out his pitching career. The power arm translated into 16 outfield assists in 2015 with Augusta.

### HIGHEST LEVEL OF ACHIEVEMENT: DOUBLE-A

#### ---THE DAVIS FILE---

Flying Squirrels Debut:

4/25/17 vs BOW

Last Team:

Richmond Flying Squirrels

### Career Highs

Runs: ..... 3 (5x), Last, 5/15/16 vs GVL  
Hits: ..... 4 (2x), Last, 7/27/16 vs BAK  
HR: ..... 2 (3x), Last, 6/9/16 @ GVL  
RBI: ..... 5, 8/2/15 @ LEX  
SB: ..... 1 (7x), Last, 7/24/16 vs IE

## 2017

Started the season at Extended Spring Training...Arrived in Richmond (AA) on 4/22 and spent the entire season with The Squirrels appearing in 99 games... Despite hitting to a .217 average, Davis smacked 10 home runs placing him third on the team... Hit home runs in back-to-back games on 5/16-17...Made just one error in 106 total chances in the outfield for a 99% fielding percentage.

## 2016

Had his best offensive year of his professional career in 2016... Despite playing just half of the season with San Jose (A+), he led the team with 18 home runs... Named a South Atlantic League Mid-Season All-Star and an MiLB.com Organization All-Star.

## 2015

Started the season with San Jose (A+) playing in 29 games...Hit just .206 with 22 hits in 107 at bats... Promoted to Augusta (A) on 6/6 where his batting began to improve... Hit nine home runs with 13 doubles and 30 RBI's... committed only five errors in the outfield between San Jose and Augusta.

## 2014

Played in just nine games with the AZL Giants (R) where he batted .297 with eight RBI's and 11 hits...Promoted to Salem-Keizer (A-) where he played in 23 games... Struggled at the plate hitting just .200 and striking out 23 times in 85 at bats...Did not commit one error in 144.2 innings in the outfield.

### Personal & Miscellaneous

Selected by the San Francisco Giants in the third round of the 2014 First-Year Player Draft out of Oregon State University... Led the Beavers with 64 RBIs in 2014 while batting .283 with seven homers and 14 doubles... Ranks fourth all-time in school history with 155 career RBI's.

### DAVIS' CAREER BATTING STATISTICS

Year	Team	League	ORG	AVG	G	AB	R	H	2B	3B	HR	RBI	BB	IBB	SO	SB	CS	OBP	SLG	OPS
2014	AZL Giants	AZL	SF	.297	9	37	6	11	7	0	0	8	3	0	12	0	0	.341	.486	.827
2014	Salem-Keizer	NOR	SF	.200	23	85	11	17	0	0	4	7	7	0	23	1	0	.269	.341	.610
2015	San Jose	CAL	SF	.206	29	107	18	22	3	0	3	11	14	0	28	0	1	.295	.318	.613
2015	Augusta	SAL	SF	.250	72	256	37	64	13	0	9	30	28	0	76	2	1	.322	.406	.728
2016	Augusta	SAL	SF	.288	63	236	38	68	17	4	8	43	30	0	58	3	1	.368	.496	.864
2016	San Jose	CAL	SF	.278	63	248	36	69	10	1	18	49	22	2	61	1	0	.344	.544	.888
2017	Richmond	EAS	SF	.217	99	327	32	71	17	0	10	38	26	0	92	0	0	.280	.361	.641
Minor League Totals				.248	358	1296	178	322	67	5	52	186	130	2	350	7	3	.319	.428	.747

Organization

2018 Flying Squirrels

2017: In Review

History & Records

Eastern League

SF Giants

General Info





# 2018 FLYING SQUIRRELS

Organization

2018 Flying Squirrels

2017: In Review

History & Records

Eastern League

SF Giants

General Info



## LHP Carlos Diaz

Height/Weight: 6-2/176  
Bats/Throws: Left/Left  
Born: November 18, 1993 in Monteria, Columbia  
Resides: Monteria, Columbia  
Acquired: Signed by the Giants as a NOFA  
March 15, 2011



### FUNN FACT

Diaz is hoping his next trip to Richmond is longer than the last one. The lefty made his Double-A debut at The Diamond on 6/22/15 against New Britain. Diaz entered the game in the fourth inning to replace a struggling Joe Biagini. He lasted 2.1 innings and allowed three hits and one run before being removed for Stephen Johnson. Diaz was sent back to Augusta after the outing.

### HIGHEST LEVEL OF ACHIEVEMENT: DOUBLE-A

---THE DIAZ FILE---  
Flying Squirrels Debut:  
6/22/15 vs. NBR  
Last Team:  
San Jose Giants

### Career Highs

IP (S): .....8.0, 6/11/14 @ ROM  
IP (R): .....4.0 (2x), Last, 9/1/4 vs CSC  
H: .....8 (6x), Last, 6/30/14 @ LEX  
BB: .....5 (3x), Last, 7/6/14 vs GVL  
SO: .....13, 8/23/12 DSL MET

### 2017

Spent the entire 2017 season with San Jose (A+) appearing in 34 games pitching to a 2-2 record and a 2.47 ERA... Had a 13.2 inning scoreless streak from 5/25-6/16... Allowed just two home runs in 58.1 innings... Averaged 10.3 strikeouts and 3.5 walks per nine innings... Made three trips to the disabled list over the course of the season.

### 2016

Pitched just two games with San Jose (A+) giving up three runs in a total of one inning and would not pitch in another game until 6/21 with Salem-Keizer (A-)... Tossed just 8.1 innings for Salem-Keizer giving up four earned runs and striking out seven for an ERA of 4.32... Returned to San Jose where he finished the season throwing 11.2 innings and giving up 13 earned runs.

### 2015

Made a career-high 41 appearances during the regular season, including 40 with Augusta (A) ... Finished with 75 strikeouts and 17 walks in 55.1 IP in the South Atlantic League ... Didn't allow a run in his last nine outings with the Greenjackets in a span of 12.1 IP ... Made his Double-A debut on 6/22 against New Britain, allowing one earned run on three hits in 2.1 IP ... Was called up to help Richmond during a stretch where they played 30 games in 29 days without a day off leading into the All-Star break ... Assigned to San Jose (A+) and made his California League debut on 9/9 in the first game of the playoffs against Stockton ... Suffered the loss in game one of the Division Finals against Visalia but earned the win in game four which forced a deciding fifth game.

### 2014

Spent the entire season in Low-A Augusta where he split time between the starting rotation and bullpen ... Made 13 starts in his first 14 appearances before settling into the bullpen for the remainder of the season starting on 7/9 ... Went 6-6 with a 4.16 ERA in a career-high 101.2 IP.

### 2013

Made his U.S. debut with the AZL Giants (R), going 2-3 with a 4.99 ERA in 12 appearances, including 11 starts ... Struck out 51 batters in 39.2 IP.

### 2012

Led the DSL Giants rotation with eight wins while tying for the team-lead with 14 starts ... Finished second in the league with 80.1 IP.

### Personal & Miscellaneous

Born Carlos Mario Diaz in Monteria, Cordoba, Colombia ... Signed as an international free agent on March 15, 2011.

### DIAZ' CAREER PITCHING STATISTICS

Year	Team	League	ORG	W	L	PCT	ERA	G	GS	CG	SHO	SV	SVO	IP	H	R	ER	HR	HB	BB	SO	AVG
2011	DSL	DSL	SF	2	2	.500	3.31	10	6	1	1	0	0	35.1	30	16	13	0	1	14	21	.226
2012	DSL	DSL	SF	8	2	.800	2.91	15	14	0	0	0	0	80.1	64	35	26	2	7	20	68	.225
2013	AZL	AZL	SF	2	3	.400	4.99	12	11	0	0	0	0	39.2	43	26	22	1	2	21	51	.283
2014	Augusta	SAL	SF	6	6	.500	4.16	29	14	0	0	0	0	101.2	105	53	47	5	10	37	76	.269
2015	Richmond	EAS	SF	0	0	—	3.86	1	0	0	0	0	0	2.1	3	1	1	0	0	2	1	.333
2015	Augusta	SAL	SF	4	3	.571	1.63	40	0	0	0	5	9	55.1	41	17	10	2	3	17	75	.206
2016	Salem-Keizer	NWL	SF	1	1	.500	4.32	10	0	0	0	0	0	8.1	9	6	4	0	0	3	7	.290
2016	San Jose	CAL	SF	0	3	.000	10.54	11	0	0	0	0	1	13.2	25	16	16	2	2	11	13	.397
2017	San Jose	CAL	SF	2	2	.500	2.47	34	0	0	0	1	1	58.1	45	18	16	2	1	23	67	.214
Minor League Totals				25	22	.532	3.53	162	45	1	1	6	11	395.0	365	188	155	14	26	148	379	.248







# 2018 FLYING SQUIRRELS



## 1B Dillon Dobson

Height/Weight: 6-2/220  
Bats/Throws: Left/Right  
Born: August 21, 1993 in Winston-Salem  
Resides: Hamptonville, NC  
Acquired: Selected by the Giants in the 23rd round  
2015 MLB June Draft



### HIGHEST LEVEL OF ACHIEVEMENT: HIGH-A

#### ---THE DOBSON FILE---

Flying Squirrels Debut:  
N/A

Last Team:  
San Jose Giants

#### Career Highs

Runs:.....4, 4/28/17 vs STK  
Hits:.....4, 4/28/17 vs STK  
HR:.....3, 4/28/17 vs STK  
RBI:.....5 (2x), Last, 4/28/17 vs STK  
SB:.....1 (7x), Last, 8/25/17 vs STK

#### FUNN FACT

Dobson spent three years at Appalachian State University and made a conference transition from the Southern Conference to the Sun Belt in his final year as a Mountaineer. Dobson played under the tutelage Billy Jones, the father of Flying Squirrels third baseman former Flying Squirrel Ryder Jones. The Elder Jones led Appalachian State to an 86-130 overall record in his four seasons at the helm.

### 2017

Played the entire season with San Jose (A+) appearing in a career-high 110 games... Ranked second on the team with 15 home runs and 68 RBI's in 428 at-bats... Slashed .234/.294/.402 with San Jose... Smashed three home runs in a single game on 4/28 becoming just the third player to complete the feat in franchise history spanning 30 years... Had two, eight-game hit streaks from 6/17-30 and 8/3-8/12.

### 2016

Spent the entire 2016 season with Augusta (A)... Led the team with 60 RBI's, 27 doubles, and 31 walks... Tied for first with 13 home runs. Played 52 games at first base and 42 games and third base... Had a 15 game hit-streak from 4/8-4/22.

### 2015

Played a full season with the AZL Giants (R)... Led the AZL Giants in hits (60), triples (6) and RBI's (31)... Also hit three home runs, 15 doubles and walked 15 times... Finished the year playing in six games with Salem-Keizer (A-)... Had four hits, a triple and one RBI.

### Personal & Miscellaneous

Born in Winston-Salem, NC... Played college baseball at Appalachian State... Drafted by the San Francisco Giants in the 23rd round of the 2015 draft... Played three years of baseball at Appalachian State... His freshman year he was an All Southern Conference Nominee starting 53 of 54 games... Hit .252 with a team high six home runs as a true freshman... First-team all-Southern Conference honoree hit .299 with 11 doubles, 11 home runs and 39 RBI as a sophomore... Led team in home runs, RBI and slugging percentage (.545)

#### DOBSON'S CAREER BATTING STATISTICS

Year	Team	League	ORG	AVG	G	AB	R	H	2B	3B	HR	RBI	BB	IBB	SO	SB	CS	OBP	SLG	OPS
2015	AZL	AZL	SF	.297	51	202	25	60	15	6	3	31	15	1	45	2	1	.347	.475	.822
2015	Salem-Keizer	NWL	SF	.182	6	22	0	4	0	1	0	1	1	0	4	0	0	.217	.273	.490
2016	Augusta	SAL	SF	.273	106	396	52	108	27	5	13	60	31	1	99	2	0	.328	.465	.793
2016	San Jose	CAL	SF	.234	110	428	56	100	21	3	15	68	35	0	146	3	1	.294	.402	.696
2017	San Jose	CAL	SF	.234	110	428	56	100	21	3	15	68	35	0	146	3	1	.294	.402	.696
Minor League Totals				.260	273	1048	133	272	63	15	31	160	82	2	294	7	2	.316	.437	.753

Organization

2018 Flying Squirrels

2017: In Review

History & Records

Eastern League

SF Giants

General Info





# 2018 FLYING SQUIRRELS

Organization

2018 Flying Squirrels

2017: In Review

History & Records

Eastern League

SF Giants

General Info



## OF Johneshwy Fargas

Height/Weight: 6-1/170  
Bats/Throws: Right/Right  
Born: December 15, 1994 in Carolina, PR  
Resides: Trujillo, PR  
Acquired: Selected by the Giants in the 11th Round  
2013 MLB June Draft



### FUNN FACT

The Giants selected Fargas along with Rayan Hernandez (34th round) from the Puerto Rico Baseball Academy in 2013. Houston Astros stand-out shortstop Carlos Correa is the most well-known and accomplished from the academy. San Francisco has not selected a player from the school since the 2013 draft that produced Fargas.

### HIGHEST LEVEL OF ACHIEVEMENT: ADVANCED-A

#### ---THE FARGAS FILE---

Flying Squirrels Debut:  
N/A

Last Team:  
Augusta GreenJackets

#### Career Highs

Runs:..... 3 (x2), Last, 7/22/15 vs GVL  
Hits:..... 3 (Many), Last, 8/17/16 vs. CSC  
HR:..... 1 (Many), Last, 6/25/17 @ HIC  
RBI:..... 4, 8/22/14 @ TRI  
SB:..... 4 (x2), Last, 7/3/15 @ SAV

### 2017

Started the season with San Jose (A+) where he appeared in 31 games batting to a .194 batting average in 103 at bats...Assigned to Augusta (A) on 5/22 where he finished out the rest of the season playing in 37 games batting .205... Stole 15 bases in 23 attempts over the course of the season.

### 2016

Assigned to San Jose (A+) to begin the year...made Carolina League debut on 4/7 vs. Lancaster and went 2-4 with a pair of RBI... Fargas opened the year as the SJ Giants everyday left fielder but hit .172 over 32 games and was demoted to Low-A Augusta... Fargas thrived once again in the South Atlantic League and hit .275 (80-291) over 83 games and stole 32 bases and was caught nine (9) times... Stole nine bases (9) and was caught seven (7) times in San Jose...Led the Giants organization with 41 stolen bases.

### 2015

Spent the entire season in Augusta (A) and played in a career-high 102 games ... Named a South Atlantic League Midseason All-Star, and finished 59-for-78 (76%) on stolen bases to lead the organization ... Hit .293 in the first half of the season and .260 in the second half to balance out a .278 average ... Batted .338 (44-for-130) against LHP and .250 (70-for-280) against RHP ... Had 34 multi-hit games ... Finished a perfect 4-for-4 on the bases in two games in Charleston on 4/13 and Savannah on 7/3 ... Had 11 games with two or more stolen bases, and wasn't caught once in those games ... Had a 15-game hitting streak at home from 7/5 to 8/8.

### 2014

Played in 49 games with Salem-Keizer (SS), batting .240 with three home runs and 13 runs batted in ... Converted 15-of-21 stolen base attempts and scored 33 runs ... Finished with a .373 on-base percentage ... Spent the winter playing for the Gigantes de Carolina in the Puerto Rican Winter League ... Finished 6-for-26 (.231) in 21 games.

### 2013

Debuted with the AZL Giants (R) on 7/2 shortly after being drafted in June ... Hit .299 (23-for-77) and scored 21 runs in 30 games ... Added eight stolen bases on 11 attempts ... Played in eight games with Carolina in the Puerto Rican Winter League during the offseason ... Went hitless in seven at-bats but scored five runs.

### Personal & Miscellaneous

Born Johneshwy Ali Fargas in Trujillo Alto, Puerto Rico ... Was one of three draft picks selected in the 11th round of the 2013 June Draft out of the Puerto Rico Baseball Academy ... Became the fifth Giants draft pick taken from the academy, and the highest overall with the 342nd pick ... Signed for \$100,000.

### FARGAS' CAREER BATTING STATISTICS

Year	Team	League	ORG	AVG	G	AB	R	H	2B	3B	HR	RBI	BB	IBB	SO	SB	CS	OBP	SLG	OPS
2013	AZL	SF		.299	30	77	21	23	4	0	2	9	0	11	8	3	.393	.351	.744	
2014	Salem-Keizer	NOR	SF	.240	49	167	33	40	6	0	3	13	24	0	27	15	6	.373	.329	.702
2015	Augusta	SAL	SF	.278	102	410	71	114	19	2	2	35	28	0	65	59	19	.347	.349	.696
2016	San Jose	CAL	SF	.172	36	134	14	23	0	3	0	9	12	0	40	9	7	.255	.216	.471
2016	Augusta	SAL	SF	.275	83	291	31	80	11	3	2	25	24	0	57	32	9	.340	.354	.694
2017	San Jose	CAL	SF	.194	31	103	15	20	4	2	2	11	3	0	24	5	1	.222	.330	.552
2017	Augusta	SAL	SF	.205	37	117	14	24	6	1	1	10	6	0	24	10	7	.285	.299	.584
Minor League Totals				.249	368	1299	199	324	50	11	10	105	106	0	248	138	52	.328	.328	.656





# 2018 FLYING SQUIRRELS



## ss Wander Franco

Height/Weight: 6-2, 170  
Bats/Throws: Right/Right  
Born: December 13, 1994 in Bani, DR  
Resides: Bani, DR  
Acquired: Selected by Giants in 2017  
Rule 5 Draft (Minors phase)



### FUNN FACT

Franco comes from a long line of baseball royalty. His uncle, Erick Aybar, has played in the big leagues for 12 years, 10 of which were with the Los Angeles Angels. His other uncle Willy Aybar played five season in the big leagues with the Dodgers, Braves and the Rays. Erick has served as a mentor for Wander and has helped his nephew navigate his way through the minor leagues.

### HIGHEST LEVEL OF ACHIEVEMENT: HIGH-A

#### ---THE FRANCO FILE---

Flying Squirrels Debut:

N/A

Last Team:

Wilmington Blue Rocks

### Career Highs

Runs:..... 3 (5x), Last, 7/21/17 @ FRE  
Hits:..... 4 (4x), Last, 6/12/16 vs SAL  
HR:..... 1 (Many), Last, 7/21/17 @ FRE  
RBI:..... 7, 7/4/16 @ POT  
SB:..... 2 (3x), 8/18/12 vs DSL SEA

### 2017

Played a second season with Wilmington (A+) appearing in a career-high 129 games... Had arguably his best offensive season hitting to a .279 average while leading the team in hits (134) and total bases (181)... Finished tied for first on the team in runs scored (54) and third in RBI's (46)... Hit .348 (31-for-89) in the month of June with 10 doubles, 11 RBI's and a .402 OBP.

### 2016

Played the majority of the season with Wilmington (A+) playing in 95 games where he struggled hitting to a .220 average with 83 strikeouts... Finished fourth on the team offensively with 24 doubles and second on the team with 47 RBI's... Finished out the season appearing in three games with the AZL Royals (R) where he went 8-for-13 (.615) with one home run and four RBI's

### 2015

Promoted to Lexington (A) where he played an entire season playing in 123 games... Slashed .268/.310/.403 while leading the team in many offensive categories including hits (128), doubles (30), RBI's (74) and total bases (194)... Had better success with left-handers hitting to a .319 average as opposed to hitting righties at a .247 clip.

### 2014

Spent a full season with Idaho Falls (R) where he appeared in 42 games and received 152 at-bats... Batted to an average of .323 with 13 doubles, three home runs, and 19 RBI's... Named the Pioneer League Player of the Week on 7/14 after going on a seven-game hitting streak with five doubles, a triple, a home run and six RBI's.

### Personal & Miscellaneous

Signed as a non-drafted free agent 9/26/11 by the Kansas City Royals... batted .323 in 42 games for Idaho Falls (Pioneer) in 2014 with 13 doubles, three triples and three homers... spent 2013 with Surprise (Arizona), batting .277 in 43 games... 2012 Dominican Summer League All-Star and Dominican Royals Player of the Year... finished eighth in walks and on-base percentage (.431), 2012... Picked up by the San Francisco Giants in the Triple-A phase of the 2017 Rule 5 Draft... Son of Wander Franco and nephew of Angels infielder Erick Aybar.

### FRANCO'S CAREER HITTING STATISTICS

Year	Team	League	ORG	AVG	G	AB	R	H	2B	3B	HR	RBI	BB	IBB	SO	SB	CS	OBP	SLG	OPS
2012	DSL Royals	DSL	KC	.311	66	235	45	73	13	5	2	38	44	5	30	13	7	.431	.434	.865
2013	AZL Royals	AZL	KC	.277	43	159	27	44	11	4	0	23	13	0	30	2	4	.331	.396	.727
2014	Idaho Falls	PJO	KC	.323	42	158	19	51	13	3	3	19	8	0	36	3	1	.374	.500	.874
2015	Lexington	SAL	KC	.268	123	477	62	128	30	2	10	74	21	0	83	2	9	.310	.403	.713
2016	Wilmington	CAR	KC	.220	95	368	29	81	24	2	5	47	19	0	83	5	1	.259	.337	.596
2016	AZL Royals	AZL	KC	.615	3	13	3	8	1	0	1	4	1	0	0	0	0	.643	.923	1.566
2017	Wilmington	CAR	KC	.279	129	481	52	134	19	8	4	46	25	0	92	5	3	.319	.376	.695
	Minor League Totals			.274	501	1891	237	519	111	24	25	251	131	5	354	30	25	.329	.398	.727

Organization

2018 Flying Squirrels

2017: In Review

History & Records

Eastern League

SF Giants

General Info





# 2018 FLYING SQUIRRELS

Organization

2018 Flying Squirrels

2017: In Review

History & Records

Eastern League

SF Giants

General Info



**LHP Matt Gage**

Height/Weight: 6-4/240  
Bats/Throws: Right/Left  
Born: February 11, 1993 in Niskayuna, NY  
Resides: Johnstown, NY  
Acquired: Selected by the Giants in the 10th Round  
2014 MLB June Draft



## FUNN FACT:

Not only did Gage stop the Squirrels 14-game losing streak on 5/21/16, but he nearly threw the franchise's first nine inning no-hitter. Gage cruised through the Erie lineup until Jacoby Jones guided a single up the middle for a base hit in the eighth. Gage lasted eight innings in the outing, stopping the Squirrels from matching their longest losing streak.

## HIGHEST LEVEL OF ACHIEVEMENT: TRIPLE-A

### ---THE GAGE FILE---

Flying Squirrels Debut:

7/17/15 vs. ALT

Last Team:

Sacramento RiverCats

### Career Highs

IP (S):.....9.0, 6/22/17 vs HFD  
IP (R):.....4.0, 7/31/14 vs AZL Angels  
H:.....11 (2x), Last, 8/13/17 vs SL  
BB:.....5, 8/3/17 @ OMA  
SO:.....9 (x3), Last, 8/31/16 vs HFD

## 2017

Pitched the entire season in the Richmond rotation and led the Squirrels in wins (9)...Earned Eastern League Pitcher of the Week Award...Tossed just the fourth complete game in Flying Squirrels franchise history on 6/22 against Hartford allowing just five hits and no earned runs...Named Eastern League Pitcher of the Week on 6/25 after his complete game shutout...Became just the fourth player in Flying Squirrels history to throw a complete game shutout. Named a 2017 Eastern League All-Star but did not appear due to his promotion to Sacramento (AAA) on 6/30... Finished out the season with Sacramento pitching to a 2-7 record and a 5.75 ERA over 12 starts.

## 2016

Week Award (5/15-5/22) by tossing eight shutout, one-hit innings against Erie to snap Squirrels 14-game losing streak...Lost first four decisions and then won nine (9) of his last 11....Drilled first career home run, a three-run shot, on July 4 in front of a capacity crowd against Reading...Gage also picked up the win in the contest by going 7.0 IP, R, ER, 6K in the victory...Did not allow a run over his final 13.2 innings pitched.

## 2015

Started the season in Augusta (A) and pitched at least five innings in 11 of his 15 starts ... Took a no decision on 7/4 against Kannapolis, throwing 7.2 scoreless IP while allowing three hits and striking out six ... Followed that start with 7.0 scoreless innings in a win against Rome on 7/10, allowing three hits and a walk while matching a career-high with nine strikeouts ... Named South Atlantic League Pitcher of the Week on 7/13 ... Made his Richmond (AA) debut on 7/17 and won his first two starts against Altoona and Erie ... Went 5+ IP in six of his nine appearances with the Flying Squirrels.

## 2014

Spent his entire rookie season with the AZL Giants (R) and pitched in relief in his first six professional appearances ... Won his only two decisions in July while coming out of the bullpen against the AZL Marlins and AZL Angels ... Started six of his last seven games during the regular season but never pitched more than four innings ... Went 5.0 innings for the first time in his career on 9/1 in the Arizona League Championship against the AZL Indians, suffering the loss despite allowing just one run on five hits while striking out five in a 14-0 Indians win.

## Personal & Miscellaneous

Selected by the Giants in 10th round of 2014 June Draft ... Attended Broadalbin-Perth High School (NY) ... Pitched collegiately at Siena, where he broke his own program single-season record with 90 strikeouts as a junior in 2014 ... Finished with 212 strikeouts in his career, second in school history ... Went 4-7 and had a 4.50 ERA during his final season, hurling four complete games in 16 starts as the Saints won their fifth MAAC Championship and first since 1999 ... Threw 10 innings and 130 pitches, allowing just one earned run in a no decision against Fairfield at the MAAC Tournament (lost 5-3 in 12 innings) ... Made his final collegiate start in Siena's first NCAA Tournament game in 15 years, throwing 9.0 innings of one-run ball in a no-decision against Brandon Finnegan (17th overall pick in 2014, Royals) and TCU at the Fort Worth Regional (lost 2-1 in 11 innings).

## GAGE'S CAREER PITCHING STATISTICS

Year	Team	League	ORG	W	L	PCT	ERA	G	GS	CG	SHO	SV	SVO	IP	H	R	ER	HR	HB	BB	SO	AVG
2014	AZL	AZL	SF	2	0	1.000	1.89	13	6	0	0	0	0	33.1	27	8	7	1	0	8	32	.225
2015	Augusta	SAL	SF	4	4	.500	4.07	15	15	0	0	0	0	77.1	87	43	35	3	1	13	71	.290
2015	Richmond	EAS	SF	2	3	.400	4.66	9	7	0	0	0	0	38.2	39	21	20	2	0	10	30	.262
2016	Richmond	EAS	SF	9	7	.563	3.38	23	23	1	0	0	0	136.0	130	55	51	2	3	34	106	.248
2017	Richmond	EAS	SF	4	4	.500	2.88	13	13	1	1	0	0	78.0	77	25	25	5	4	20	55	.261
2017	Sacramento	PCL	SF	2	7	.222	5.75	13	12	0	0	0	0	67.1	99	49	43	3	2	20	40	.350
Minor League Totals				23	25	.479	3.78	86	76	2	1	0	0	430.2	459	201	181	16	10	105	334	.275



# 2018 FLYING SQUIRRELS



## cAramis Garcia

Height/Weight: 6-2/220  
Bats/Throws: Right/Right  
Born: January 12, 1993 in Hialeah, FL  
Resides: Pembroke Pines, FL  
Acquired: Selected by the Giants in the 2nd Round  
2014 MLB June Draft



### FUNN FACT:

Garcia has made his way back from a scary moment in the 2016 season. On 5/22/16 Garcia tried to break up a double play while sliding into second and suffered a season-altering injury. "I made a late decision to slide," Garcia said, "and I just slid right into his knee." That slide into 2B Tim Lincecum's knee caused facial fractures for Garcia. He had surgery and plates inserted around his eye and cheekbone... Garcia sat out two months, lost about 20 pounds, then returned in late July.

### HIGHEST LEVEL OF ACHIEVEMENT: DOUBLE-A

#### ---THE GARCIA FILE---

Flying Squirrels Debut:

8/2/17 @ POR

Last Team:

Richmond Flying Squirrels

### Career Highs

Runs:..... 3 (x5) Last 6/26/17 vs. STK  
Hits:..... 4, (x4) Last 8/25/17 @ TRN  
HR:..... 2, 7/14/15 @ GVL  
RBI:..... 4 (x5) Last, 6/26/17 vs STK  
SB:..... 1 (x2) Last 4/8/16 vs. LAN

### 2017

Spent the majority of the season with San Jose (A+) appearing in 88 games... Tied for a team high 17 home runs and finished third on the team with 65 RBI's... Promoted to Richmond (AA) on 8/1 where he spent the remainder of the season... Hit .282 over 22 games with Richmond while knocking 12 doubles and eight RBI's... Finished the season ranked the top catching prospect in the Giants organization.

### 2016

Started the season in San Jose (A+)... Injured after colliding with Rancho Cucamonga Quakes (A+) second baseman Tim Lincecum on a slide attempting to break up a double play on 5/22... Garcia was diagnosed with a facial fracture and would not return until 7/28 where he would rehab with the AZL Giants (R) for six games... Prior to the injury, he was hitting .301 with a .356 OBP... He returned to San Jose (A+) on 8/9 and finished out the season there... Had 24 RBI's in 47 games... Currently ranked as the #6 prospect in the organization.

### 2015

Played the majority of the year with Augusta (A) before being promoted to San Jose (A+) where he would finish the season... Hit .273 in Augusta with 61 RBI's and 15 home runs... Led Augusta in home runs and was second in RBI's... Hit two home runs in the playoffs and also had a game-winning RBI single in the ninth inning of Division Series Game 3... Named the Player of the Week for 7/20... Awarded Mid-Season All-Star in South Atlantic League... Awarded 2015 MiLB Organization All-Star.

### 2014

Made professional debut on 4/7/14 with Salem Keizer (SS)... Played 20 games with Salem before being assigned to the AZL Giants (R) for 8 games... Hit a combined .225... 8 game hit-streak from 7/31 to 8/13.

### Personal & Miscellaneous

Born on January 12, 1993 in Pembroke Pines, Florida... Played three seasons at Florida International University before getting drafted by the Giants in the second round of the 2014 draft... In his sophomore year, he was named one of the 15 semifinalists for the Johnny Bench Award recognizing Division I baseball's top catcher... Named to the All-Sun Belt Conference First team in 2013... Enters the 2018 season ranked the #6 prospect in the San Francisco Giants organization according to *Baseball America*.

### GARCIA'S CAREER HITTING STATISTICS

Year	Team	League	ORG	AVG	G	AB	R	H	2B	3B	HR	RBI	BB	IBB	SO	SB	CS	OBP	SLG	OPS
2014	AZL	SF		.219	8	32	6	7	3	0	0	3	5	0	6	0	0	.324	.313	.637
2014	Salem-Keizer	NOR	SF	.229	20	70	5	16	3	0	2	12	5	0	19	0	0	.289	.357	.646
2015	Augusta	SAL	SF	.273	83	319	42	87	15	1	15	61	35	0	77	0	1	.350	.467	.817
2015	San Jose	CAL	SF	.227	20	75	10	17	4	0	0	5	9	0	22	1	0	.310	.280	.590
2016	AZL	SF		.227	6	22	1	5	1	0	0	4	0	0	1	0	0	.217	.273	.490
2016	San Jose	CAL	SF	.257	41	144	20	37	6	0	2	20	14	0	42	1	0	.323	.340	.663
2017	San Jose	CAL	SF	.272	81	324	43	88	20	1	17	65	15	0	73	0	0	.314	.497	.811
2017	Richmond	EAS	SF	.282	22	78	11	22	12	0	0	8	9	0	21	0	0	.360	.436	.796
Minor League Totals				.262	281	1064	138	279	64	2	36	178	92	0	261	2	1	.326	.428	.754





# 2018 FLYING SQUIRRELS

Organization

2018 Flying Squirrels

2017: In Review

History & Records

Eastern League

SF Giants

General Info



Height/Weight:  
Bats/Throws:  
Born:  
Resides:  
Acquired:

5-7, 210  
Left/Left  
August 31, 1988 in Pensacola, FL  
Pensacola, FL  
Signed by Giants as a MLFA  
July 16, 2017

## OF Caleb Gindl



### FUNN FACT:

Gindl was taken in the 5th round of the 2007 MLB June Draft by the Milwaukee Brewers. The left-handed power hitter quickly made his way through the minor leagues and made his big league debut on 6/15/13. Over two seasons and 65 games in the big leagues, Gindl hit five home runs and 14 RBI's. His first home run in the majors was a walk-off in the bottom of the 13th inning off of Marlins reliever Ryan Webb. The Brewers would win 1-0.

### HIGHEST LEVEL OF ACHIEVEMENT: MLB

#### ---THE GINDLE FILE---

Flying Squirrels Debut:

8/2/17 @ POR

Last Team:

Richmond Flying Squirrels

### Career Highs

Runs:..... 3 (Many), Last, 7/1/12 vs IOW  
Hits:..... 4 (Many), Last, 5/18/13 @ SLC  
HR:..... 2 (2x), Last, 8/21/12 @ OMA  
RBI:..... 5 7/9/11 @ ALB  
SB:..... 2 6/14/09 @ PMB

### 2017

Played in 82 games with the Lancaster Barnstormers in the Atlantic League prior to getting signed by the San Francisco Giants on 7/16...Assigned to Richmond (AA) where he finished out the season...Played in 44 games and hit eight home runs, six of which came in a span of nine games...Also finished tied for first in the league with seven triples.

### 2016

Signed by the Chicago White Sox in the offseason to a minor league contract but was released at the end of Spring Training...Signed with the Lancaster Barnstormers in the Atlantic League where he played in 135 games hitting .295 with 36 doubles, 72 RBI's and 10 home runs.

### 2015

Signed as a free agent in the offseason with the Toronto Blue Jays and was assigned to Buffalo (AAA) where he spent the entire season...Appeared in 85 games and hit .228 with four home runs and 27 RBI's.

### 2014

Spent the majority of the season with Nashville (AAA) where he appeared in 110 games hitting to a .227 average with 32 RBI's with eight home runs...Appeared in eight games with the Brewers where he compiled three hits in 19 at bats for a .158 average.

### Personal & Miscellaneous

Born and raised in Pensacola, Florida... Drafted by the Milwaukee Brewers in the 5th round of the 2007 MLB June Draft... Made his Major League debut on 6/15/13 with the Brewers... Played in a combined 65 Major League games with the Brewers between the 2013 and 2014 season... Hit to an average of .232 with five home runs and 14 RBI's... Signed as a free agent with the Toronto Blue Jays organization after the 2014 season as a free agent...Signed by the San Francisco Giants on 7/16/17 and was assigned to Richmond (AA) where he spent the remainder of the 2017 season.

### GINDL'S CAREER HITTING STATISTICS

Year	Team	League	ORG	AVG	G	AB	R	H	2B	3B	HR	RBI	BB	IBB	SO	SB	CS	OBP	SLG	OPS
2007	Helena	PiO	MIL	.372	55	207	40	77	22	3	5	42	20	1	38	4	4	.420	.580	1.000
2008	West Virginia	SAL	MIL	.307	137	508	86	156	38	4	13	81	63	2	144	14	5	.388	.474	.862
2009	Brevard County	FSU	MIL	.277	112	394	61	109	15	3	17	71	57	5	92	18	4	.363	.459	.822
2010	Huntsville	SOU	MIL	.272	128	463	61	126	33	1	9	60	55	0	78	10	5	.352	.406	.758
2011	Nashville	PCL	MIL	.307	126	472	84	145	23	5	15	60	63	2	93	6	5	.390	.472	.862
2012	Nashville	PCL	MIL	.261	127	452	54	118	27	5	12	50	37	1	98	4	1	.317	.423	.740
2013	Nashville	PCL	MIL	.295	83	312	33	92	21	3	11	51	30	1	72	1	2	.358	.487	.845
2013	Milwaukee	NL	MIL	.242	57	132	17	32	7	2	5	14	20	1	25	2	1	.340	.439	.779
2014	Milwaukee	NL	MIL	.158	8	19	0	3	0	0	0	0	0	4	0	5	0	.304	.158	.462
2014	Nashville	PCL	MIL	.227	110	362	40	82	20	1	8	32	42	3	88	2	2	.310	.354	.664
2015	Buffalo	INT	TOR	.228	85	307	29	70	12	2	4	27	25	0	54	2	2	.287	.319	.606
2017	Richmond	EAS	SF	.284	44	169	27	48	4	7	8	25	14	1	35	0	1	.335	.533	.868
Minor League Totals				.281	1007	3646	515	1023	215	34	102	499	406	16	792	61	31	.353	.442	.795
Major League Totals				.232	65	151	17	35	7	2	5	14	24	1	30	2	1	.335	.404	.739



# 2018 FLYING SQUIRRELS



## RHP Ryan Halstead

Height/Weight: 6-5, 220  
 Bats/Throws: Left/Right  
 Born: May 13, 1992 in Pomona, CA  
 Resides: Rancho Cucamonga, CA  
 Acquired: Selected by the Giants in the 21st round  
 2015 MLB June Draft



### FUNN FACT

Halstead is one of the few baseball players to get the special phone call from a big league team on draft day not once, not twice, but three times. Halstead was drafted by the Houston Astros in the 36th round out of high school in 2010, then again by the Minnesota Twins in the 26th round of the 2013 draft. After his senior year at Indiana, he was drafted by the San Francisco Giants in the 21st round of the 2015 MLB June Draft and signed.

### HIGHEST LEVEL OF ACHIEVEMENT: DOUBLE-A

#### ---THE HALSTEAD FILE---

Flying Squirrels Debut:

6/3/17

Last Team:

Richmond Flying Squirrels

### Career Highs

IP (S):..... Has Not Started  
 IP (R):..... 3.0, 6/7/16 vs COL  
 H:..... 5 (2x), Last, 6/12/16 @ GVL  
 BB:..... 2, 5/18/17 @ VIS  
 SO:..... 5, 5/7/17 @ STK

### 2017

Started the season with San Jose (A+) where he appeared in 22 games and allowed just three earned runs in 24.1 innings for a 1.11 ERA... Named a California League Mid-Season All-Star... Promoted to Richmond (AA) on 6/1 where he would finish out the season... Appeared in 26 games for the Squirrels pitching to a 2-0 record and a 4.56 ERA.

### 2016

Played the entire season with Augusta (A) where he pitched a career-high 54.0 innings... Compiled a 4-3 record and a 3.83 ERA... Finished third on the team with 40 appearances and also third amongst relievers with 62 strikeouts... Had a 21.1 scoreless-inning streak that lasted a span of 16 games... Did not allow an earned run from 7/14 through the rest of the season (16 appearances).

### 2015

Made his Giants debut for Salem-Keizer (SS) on 6/26... In his first professional season and 23 games with the Volcanoes, he allowed just seven earned runs in 27.0 innings for a 2.33 ERA... Led the team in saves with eight and led all bullpen arms with a mere 0.81 WHIP.

### Personal & Miscellaneous

Born and raised in Pomona, California... Selected by the Houston Astros in the 36th round of the 2010 First-Year Player Draft out of Los Osos High School in Rancho Cucamonga, Calif... Decided to defer and attend Indiana University where he played for four seasons... Finished his career as the Hoosiers all-time leader in pitching appearances (105) and saves (33)... Drafted by the San Francisco Giants in the 21st round of the 2015 MLB June draft.

### HALSTEAD'S CAREER PITCHING STATISTICS

Year	Team	League	ORG	W	L	PCT	ERA	G	GS	CG	SHO	SV	SVO	IP	H	R	ER	HR	HB	BB	SO	AVG
2015	Salem-Keizer	NVFL	SF	1	2	.333	2.33	23	0	0	0	8	10	27.0	18	9	7	5	3	4	32	.182
2016	Augusta	SAL	SF	4	3	.571	3.83	40	0	0	0	4	5	54.0	52	26	23	3	0	9	62	.249
2017	San Jose	CAL	SF	0	0	---	1.11	22	0	0	0	8	8	24.1	24	5	3	0	1	2	27	.247
2017	Richmond	EAS	SF	2	0	1.000	4.56	26	0	0	0	0	0	23.2	28	13	12	3	0	7	21	.295
Minor League Totals				7	5	.583	3.14	111	0	0	0	20	23	129.0	122	53	45	11	4	22	142	.244

Organization

2018 Flying Squirrels

2017: In Review

History & Records

Eastern League

SF Giants

General Info



# 2018 FLYING SQUIRRELS

Organization

2018 Flying Squirrels

2017: In Review

History & Records

Eastern League

SF Giants

General Info



INF **CJ Hinojosa**

Height/Weight: 5-10/175  
Bats/Throws: Right/Right  
Born: July 15, 1994 in Houston, TX  
Resides: Spring, TX  
Acquired: Selected by the Giants in the 11th Round  
2015 MLB June Draft



## FUNN FACT

The Texas shortstop was in full multi-hit mode upon arrival to Richmond in 2016. Hinojosa racked up his first four-hit performance for the Squirrels on 7/4/16 against Reading. A short time later, Hinojosa added another four-hit day on 7/15 on the road against Bowie. Overall, Hinojosa collected 14 multi-hit games in just 57 played at Double-A in 2016.

## HIGHEST LEVEL OF ACHIEVEMENT: DOUBLE-A

---THE HINOJOSA FILE---

Flying Squirrels Debut:

6/30/16

Last Team:

Richmond Flying Squirrels

## Career Highs

Runs:.....4 (x3), Last, 7/4/16 vs. REA  
Hits:.....4 (x6), Last, 7/23/17 @ AKR  
HR:.....2, 5/24/16 @ VIS  
RBI:.....4, 6/24/16 @ STK  
SB:.....1 (Many), Last, 8/13/17 vs. REA

## 2017

Began the season rehabbing an injury in Arizona... Played his first game of the season with Richmond (AA) on 5/8 going 1-for-4... Hit .265 with four home runs, 35 RBI's in 99 games played... Was one of the hardest batters to strikeout in the league, striking out just 42 times in 373 at bats... Was named an Eastern League All-Star after slashing .315/.360/.424 in the month of June... Played the majority of his defense at the shortstop position where he made just six errors in 263 total chances for a 97.7% fielding percentage... Tore his achilles rounding third base in the penultimate game of the season and had surgery later that month.

## 2016

Spent the entire season with Salem-Keiser (SS)... Batted .296 with five home runs and 19 RBI's in 48 games... Awarded the Northwest League Player of the Week on 8/17/15... from 8/10-17 he tallied 16 hits, eight RBI's... led the team in doubles... Was a non-roster invitee to 2017 Spring Training.

## 2015

Played the first 69 games of the season with San Jose (A+) where he slashed .296/.348/.393... Promoted to Richmond (AA) on 6/30 where he would finish out the season... Went hitless in first seven games in Richmond but then went 9-for-24 (.375 batting average)... Made only 11 errors in 602 innings for a fielding percentage of 96.6%... Named a California League Mid-Season All-Star and a MiLB.com Organization All-Star.

## Personal & Miscellaneous

Rated #30 prospect by *Baseball America* entering the 2018 season... Played college baseball for the University of Texas where he was the primary shortstop for his three-years as a Longhorn... Had a career batting average of .283... Named to the 2014 College World Series All-Tournament Team... Played on the 2013 United States Collegiate National team as well as the U-16 National team in 2009... Rated the #4 high school prospect in Texas according to Perfect Game in 2012... Originally a 26th round draft pick of the Houston Astros in 2012 out of high school, but did not sign.

## HINOJOSA'S CAREER BATTING STATISTICS

Year	Team	League	ORG	AVG	G	AB	R	H	2B	3B	HR	RBI	BB	IBB	SO	SB	CS	OBP	SLG	OPS
2015	Salem-Keiser	NWFL	SF	.296	48	189	24	56	18	1	5	19	8	0	15	2	3	.328	.481	.809
2016	San Jose	CAL	SF	.296	69	260	45	77	14	3	6	34	36	0	46	1	4	.378	.442	.820
2016	Richmond	EAS	SF	.248	57	226	27	56	7	2	3	19	20	1	43	1	0	.312	.336	.648
2017	Richmond	EAS	SF	.265	99	373	47	99	16	0	4	35	31	1	42	5	4	.321	.340	.662
Minor League Totals				.275	273	1048	143	288	55	6	18	107	95	2	146	9	11	.335	.390	.725



# 2018 FLYING SQUIRRELS



## 1B K.C. Hobson

Height/Weight: 6-2, 230  
Bats/Throws: Left/Left  
Born: August 22, 1990 in Bakersfield, CA  
Resides: Bakersfield, CA  
Acquired: Signed by Giants as a MLFA  
June 29,, 2017



### FUN FACT

Raised in a baseball household, Hobson was introduced to the game at a very young age. Hobson's father, Butch Hobson, played in the big leagues for eight seasons, spending most of his time in a Boston Red Sox uniform. K.C. began his career with the Toronto Blue Jays getting signed in the sixth round of the 2009 MLB draft. After he was released from the Blue Jays in 2016, he went to play Independent ball for the Lancaster Barnstormers where his father was also the manager.

### HIGHEST LEVEL OF ACHIEVEMENT: DOUBLE-A

---THE HOBSON FILE---  
Flying Squirrels Debut:  
6/30/17  
Last Team:  
Richmond Flying Squirrels

### Career Hits

Runs:..... 5 (5x), Last, 8/2/17 @ POR  
Hits:..... 5, 4/25/15 vs BIN  
HR:..... 2, 6/9/15 @ AKR  
RBI:..... 6 (2x), Last, 9/1/13 vs CLR  
SB:..... 1 (Many), Last, 7/7/17 @ BOW

### 2017

Started the season in the Independent ranks in the Atlantic League with the Lancaster Barnstormers playing in 63 games batting .326 with 21 home runs which led the Atlantic League at the time... Caught the eye of the San Francisco Giants organization and was signed as a free agent on 5/29 and assigned to Richmond (AA)... While with the Squirrels he hit to a .246 average including 11 home runs and 35 RBI's over the course of 56 games.

### 2016

Appeared in only 39 games for New Hampshire (AA) hitting to a .163 average with three home runs and 15 RBI's... Was eventually released by the Blue Jays on 5/27... Finished the year with the Lancaster Barnstormers in the Atlantic League in Independent ball... While with the Barnstormers, he hit .320 over 98 games with 24 home runs and 65 RBI's.

### 2015

Spent the entire season with New Hampshire (AA) appearing in a team-high and career-high 130 games hitting to a .240 average... Finished second on the team with 14 home runs and first on the team with 67 RBI's... Named an Eastern League Mid-Season All-Star after hitting .253 with 10 home runs and 43 RBI's in the first half of the season.

### 2014

Started the season with Dunedin (A+) in the Florida State League where he appeared in 61 games... Hit seven home runs with 57 RBI's and 13 doubles while with Dunedin... Promoted to New Hampshire (AA) on 6/16 where he finished out the rest of the season hitting to a .215 average through 53 games with 21 RBI's and five home runs.

### Personal & Miscellaneous

Born and raised in Bakersfield, California... Father, Butch Hobson, played eight years in the major leagues with most of his time spent with the Boston Red Sox... Selected by the Toronto Blue Jays in the sixth round of the 2009 First-Year Player Draft out of Stockdale High School in Bakersfield, Calif... Released by the Blue Jays on 5/27/16... Signed as a free agent with the Chicago White Sox on 10/19/16... Released by the White Sox on 3/20/17 and signed with the San Francisco Giants 6/29/17.

### HOBSON'S CAREER BATTING STATISTICS

Year	Team	League	ORG	AVG	G	AB	R	H	2B	3B	HR	RBI	BB	IBB	SO	SB	CS	OBP	SLG	OPS
2010	GCL	GCL	TOR	.279	35	129	17	36	5	0	4	17	7	0	17	1	5	.316	.411	.727
2010	Lansing	MID	TOR	.261	23	92	14	24	4	1	2	9	4	0	17	0	0	.286	.391	.677
2011	Lansing	MID	TOR	.250	128	480	65	120	24	2	4	53	61	1	73	1	0	.336	.333	.669
2012	Lansing	MID	TOR	.276	128	490	57	135	43	2	10	86	56	3	85	2	1	.345	.433	.778
2013	Dunedin	FSL	TOR	.215	108	396	37	85	22	0	19	72	26	4	69	2	0	.258	.414	.672
2014	Dunedin	FSL	TOR	.238	61	227	21	54	13	0	7	57	28	0	30	2	0	.317	.388	.705
2014	New Hampshire	EAS	TOR	.215	53	177	18	38	8	0	5	21	15	0	41	1	1	.276	.345	.621
2015	New Hampshire	EAS	TOR	.240	130	499	45	120	19	1	14	67	34	2	106	1	0	.288	.367	.655
2016	New Hampshire	EAS	TOR	.163	39	141	13	23	5	1	3	15	16	1	33	0	0	.252	.277	.529
2017	Richmond	EAS	SF	.246	56	203	26	50	5	1	11	35	17	2	55	1	0	.305	.443	.748
Minor League Totals				.242	761	2834	313	685	148	8	79	432	264	13	526	11	7	.304	.383	.688

Organization

2018 Flying Squirrels

2017: In Review

History & Records

Eastern League

SF Giants

General Info



# 2018 FLYING SQUIRRELS

Organization

2018 Flying Squirrels

2017: In Review

History & Records

Eastern League

SF Giants

General Info



## ss Ryan Howard

Height/Weight: 6-2, 195  
Bats/Throws: Right/Right  
Born: July 25, 1994 in St. Peters, MO  
Resides: St. Peters, MO  
Acquired: Selected by the Giants in the 5th round  
2016 MLB June Draft



### FUNN FACT

Howard is one of the few players that has had the chance to get drafted by the same MLB team more than once. The San Francisco Giants selected Howard in the 31st round of the 2015 MLB June Draft but he decided to return for his junior year at Missouri. The following season, Howard was selected by the Giants in the 5th round and signed.

### HIGHEST LEVEL OF ACHIEVEMENT: HIGH-A

---THE HOWARD FILE---

Flying Squirrels Debut:

N/A

Last Team:

San Jose Giants

### Career Highs

Runs:..... 3 (2x), Last, 6/27/17 vs STK  
Hits:..... 4 (3x), Last, 8/4/17 vs IE  
HR:..... 1 (Many), Last, 8/27/17 vs STK  
RBI:..... 3 (2x), Last, 8/13/16 @ EVE  
SB:..... 1 (Many), Last, 8/12/17 @ MOD

### 2017

Spent the entire season with San Jose (A+) playing a career-high 127 games... Slashed .306/.342/.397 with nine home runs, 50 RBI's and 21 doubles... Led the team with 526 at bats and finished fourth with 59 runs scored... Named a California League Mid-Season All-Star after hitting .325 in the first half with 30 RBI's and five home runs... Was awarded an MiLB Organizational All-Star for the 2017 season.

### 2016

Made his professional debut with the AZL Giants (R) 10 days after being drafted... Played in two games in the Arizona League before getting promoted to Salem-Keizer (SS) on 6/24... Spent the rest of the season with the Volcanoes playing in 59 games, all of which at shortstop... Hit .272 with four home runs, 31 RBI's and 10 doubles...

### Personal & Miscellaneous

Born and raised in St. Peters, Missouri... Played three years of college baseball at the University of Missouri... Became the highest draft pick from the University of Missouri (5th round, 2016) since 2005... In his junior season, he hit .295 with 13 doubles, five homers and a triple while driving in 27 runs and scoring 40 more... Howard is one of the few players to be drafted by the same Major League team twice... He had originally been drafted by the San Francisco Giants in the 31st round of the 2015 MLB draft. Enters 2018 as the #16 prospect in the system, per *Baseball America*.

### HOWARD'S CAREER BATTING STATISTICS

Year	Team	League	ORG	AVG	G	AB	R	H	2B	3B	HR	RBI	BB	IBB	SO	SB	CS	OBP	SLG	OPS
2016	AZL	SF		.250	2	8	1	2	0	0	0	0	2	0	0	0	0	.400	.250	.650
2016	Salem-Keizer	NWL	SF	.272	59	224	33	61	10	0	4	31	13	0	24	2	2	.313	.371	.684
2017	San Jose	CAL	SF	.306	127	526	59	161	21	0	9	50	23	0	81	7	2	.342	.397	.739
	Minor League Totals			.296	188	758	93	224	31	0	13	81	38	0	105	9	4	.334	.388	.722





# 2018 FLYING SQUIRRELS



## OF Ronnie Jebavy

Height/Weight: 6-2/205  
 Bats/Throws: Right/Right  
 Born: May 17, 1994 in Murfreesboro, TN  
 Resides: Murfreesboro, TN  
 Acquired: Selected by the Giants in the 5th round  
 2015 MLB June Draft



### HIGHEST LEVEL OF ACHIEVEMENT: ADVANCED-A

#### ---THE JEBAVY FILE---

Flying Squirrels Debut:

N/A

Last Team:

San Jose Giants

#### Career Highs

Runs: .....3 (7x), Last, 7/21/16 vs IE  
 Hits: .....4 (2x), Last, 8/17/16 vs HIL  
 HR: .....2, 8/19/15 vs HIL  
 RBI: .....4 (2x), Last, 5/31/16 vs LAN  
 SB: .....3, 8/30/15 vs BOI

### FUNN FACT

Spent two seasons at Columbia State Junior College (TN) before transferring to MTSU. Upon returning to his hometown of Murfreesboro, Jebavy made a pair of SportsCenter top 10 plays in April of 2015. Jebavy made a diving catch against Rice that came in as #6 on SC. Four days later he managed to top that with the #4 play, robbing Austin Peay's Cayce Bredlau of a home run.

### 2017

Spent the entire season with San Jose (A+) appearing in 77 games... Did not appear in a game until 6/2 due to an injury... Had an immediate impact once healthy batting .294 in the month of June with seven doubles and four RBI... Finished the season tied for second on the team with four triples... Slashed .251/.301/.387.

### 2016

Played in 127 games with San Jose (A+)... Led the team in runs scored (76) and hits (132)... Second on the team with 29 stolen bases... Batted .247... Led the team in strike outs by 43, striking out 153 times but was third on the team in walks with 34... Had 47 RBI's, 12 home runs and 28 doubles.

### 2015

Played in 63 games Salem-Keizer (SS) slashing .263/.303/.722... Led the team in stolen bases (23), triples (4) and hit-by-pitch (8)... Made just three errors in 559.1 innings in centerfield for a 97.7% fielding percentage

### Personal & Miscellaneous

Played at Middle Tennessee State... Was selected by the San Francisco Giants in the 5th round of the 2015 draft... Was the highest draft pick from MTSU since former outfielder Bryce Brentz was selected number 36 overall in the 2010 draft... Was the fifth player in school history to be selected in the first five rounds... Was a Conference USA newcomer of the year after leading the school in batting average (.359), on-base percentage (.408), hits (88), and stolen bases (24)... Spent two seasons at Columbia State Junior College (TN) before transferring to MTSU.

### JEBAVY'S CAREER BATTING STATISTICS

Year	Team	League	ORG	AVG	G	AB	R	H	2B	3B	HR	RBI	BB	IBB	SO	SB	CS	OBP	SLG	OPS
2015	Salem-Keizer	NWL	SF	.263	63	270	44	71	10	4	8	30	9	0	55	23	4	.303	.419	.722
2016	San Jose	CAL	SF	.247	127	535	76	132	28	5	12	47	34	0	153	24	14	.305	.385	.690
2017	San Jose	CAL	SF	.251	77	307	35	77	14	4	4	20	12	0	96	15	0	.291	.362	.653
Minor League Totals				.252	267	1112	155	280	52	13	24	97	55	0	304	62	18	.301	.387	.687

Organization

2018 Flying Squirrels

2017: In Review

History & Records

Eastern League

SF Giants

General Info



# 2018 FLYING SQUIRRELS

Organization

2018 Flying Squirrels

2017: In Review

History & Records

Eastern League

SF Giants

General Info



## RHP Chase Johnson

Height/Weight: 6-3/190  
Bats/Throws: Right/Right  
Born: January 9, 1992 in Fallbrook, CA  
Resides: Fallbrook, CA  
Acquired: Selected by the Giants in the 3rd Round  
2013 MLB June Draft



### FUNN FACT

Johnson was added to the Giants 40-man roster after his standout 2016 season. His progression to the big leagues was stunted after he injured his elbow at the start of the 2017 season. Johnson underwent Tommy John surgery and missed the remainder of the season. After extensive rehab and recovery, Johnson is poised to return strong in the 2018 season.

### HIGHEST LEVEL OF ACHIEVEMENT: TRIPLE-A

---THE JOHNSON FILE---

Flying Squirrels Debut:

8/21/15 @ TRE

Last Team:

Sacramento RiverCats

### Career Highs

IP (S): .....7.2, 6/7/15 vs HD  
IP (R): .....6.0, 8/14/15 vs LAN  
H: .....9 (x2) last, 4/27/16 @ BOW  
BB: .....4 (x3), Last, 8/13/14 @ WV  
SO: .....14, 8/14/15 vs LAN

### 2017

Spent the majority of the season on the disabled list with Sacramento (AAA)...Appeared in six games to start the season, all of which came in relief...Was placed on the disabled list on 4/23 with an elbow injury and did not pitch the rest of the season...Allowed five earned runs including two home runs in 10.1 innings...Pitched to an 0-2 record for a 4.35 ERA with nine strikeouts...

### 2016

Was a member of the Squirrels for the entire 2016 season...Began year in the rotation and made seven starts from 4/9 -5/20...Moved into bullpen (by design, see Funn Fact) on 5/26 @ BIN and made seven relief appearances before being placed on disabled list (shoulder)...Placed on DL 6/24 and returned 7/16...Posted a 1.93 ERA over final ten (10) appearances until being shut down for the season on 8/10...Allowed only two home runs all season...Did not allow a run in final eight outings.

### 2015

Split his first six decisions in San Jose (A+) from 4/10-6/21, pitching to a 3.55 ERA in 11 first-half starts while allowing a hit per inning ... Went 5-0 with a 0.94 ERA in seven starts during the second-half, lowering his opponents batting average from .268 to .189 ... Named the California League Pitcher of the Week on 7/13 after firing seven scoreless innings with eight strikeouts in a win against Modesto on 7/1 ... Followed that start with seven innings of one-run ball, striking out eight more on 7/19 in a win against Lancaster ... Pitched in relief once during the second half for San Jose, firing six scoreless innings while striking out a career-high 14 in a win against Lancaster on 8/14 ... Made his Richmond (AA) debut on 8/21 in Trenton, suffering the loss as he gave up five earned runs on on seven hits in 4.0 IP despite nine strikeouts ... Ranked as the Giants #15 prospect by MLB.com entering the 2016 season.

### 2014

Pitched his entire first full season in Augusta (A), where he went 4-7 with a 4.58 ERA in 22 starts ... Threw seven innings in each of his last two starts after lasting seven IP for the first time in his career on 7/25 against Savannah.

### Personal & Miscellaneous

Selected by the Giants in the third round of the 2013 June Draft out of Cal-Poly San Luis Obispo ... Previously selected by the Rangers in the 26th round of the 2010 June Draft out of Fallbrook (CA) Union High School but did not sign ... Did not allow a run in his final six college appearances as a junior in 2013, including 4.1 scoreless innings in the Los Angeles Regional at the NCAA Tournament ... Was used as Cal Poly's closer during his sophomore year after becoming a reliever during the final month of his freshman season ... Pitched for the Corvallis Knights (Flying Squirrels alumni include Matt Duffy, Andrew Susac, and Josh Osich) in the West Coast Collegiate Baseball League in 2011, and was named the 10th-best prospect by Baseball America ... Was also recruited by Wake Forest, UCLA, Duke, and Stanford. Added to 40-man roster on 11/18/16.

### JOHNSON'S CAREER PITCHING STATISTICS

Year	Team	League	ORG	W	L	PCT	ERA	G	GS	CG	SHO	SV	SVO	IP	H	R	ER	HR	HB	BB	SO	WP	AVG
2013	AZL	AZL	SF	1	0	1.000	1.69	3	0	0	0	0	0	5.1	5	1	1	0	0	1	7	3	.263
2013	Salem-Keizer	NOR	SF	3	2	.600	4.17	10	10	0	0	0	0	41.0	36	24	19	3	4	12	37	3	.240
2014	Augusta	SAL	SF	4	7	.364	4.57	23	22	0	0	0	0	110.1	111	69	56	5	10	40	94	18	.260
2015	San Jose	CAL	SF	8	3	.727	2.43	20	18	0	0	0	0	111.0	95	36	30	5	4	34	111	13	.235
2015	Richmond	EAS	SF	1	1	.500	5.93	3	3	0	0	0	0	13.2	16	9	9	0	0	8	18	6	.281
2016	Richmond	EAS	SF	1	4	.200	3.27	24	7	0	0	5	5	52.1	47	21	19	2	3	18	37	3	.242
2017	Sacramento	PCL	SF	0	2	.000	4.35	6	0	0	0	0	0	10.1	11	5	5	2	0	0	9	0	.268
Minor League Totals				18	19	.486	3.64	89	60	0	0	5	6	344.0	321	165	139	17	21	113	313	46	.248



# 2018 FLYING SQUIRRELS



## RHP Jordan Johnson

Height/Weight: 6-3, 210  
Bats/Throws: Right/Right  
Born: September 15, 1993 in Sacramento, CA  
Resides: Elk Grove, CA  
Acquired: Selected by the Giants in the 23rd round  
2014 MLB June Draft



### FUNN FACT

Johnson had 13 official at bats in the 2017 season and his only hit was a triple. Unfortunately, while rounding second base, Johnson pulled a hamstring but was still able to leg-out the triple with a headfirst dive into third. Due to the hamstring injury, Johnson was forced to spend time on the disabled list but he remained the only pitcher on the Squirrels team in the 2017 season to hit a triple.

### HIGHEST LEVEL OF ACHIEVEMENT: DOUBLE-A

#### ---THE JOHNSON FILE---

Flying Squirrels Debut:

4/6/17

Last Team:

Richmond Flying Squirrels

### Career Highs

IP (S): ..... 7.0 (Many), Last, 6/2/17 vs TRN  
IP (R): ..... 4.0, 4/25/17 vs BOW  
H: ..... 11, 6/26/16 @ STK  
BB: ..... 6, 5/27/17 @ HBG  
SO: ..... 10, 9/6/15 @ BAK

### 2017

Spent the entire season with Richmond (AA) where he compiled a 4-6 record and a 4.48 ERA...Finished fourth on the team with 65 strikeouts and third on the team with 92.1 innings pitched...Spent just under a month on the disabled list after a hamstring injury aquired while running the bases...Made four appearances out of the bullpen, an inning each, to finish out the season... Had five or more strikeouts 6 of his 15 starts.

### 2016

Spent the entire season with San Jose (A+) where he pitched to a record of 8-9 with a 5.33 ERA...Made a career-high 22 starts and also pitched a career-high 120.0 innings... Led the Giants in strikeouts with 111... Struggled with the deep ball allowing a team-high 24 home runs over the course of the season...Walked just 39 batters averaging 2.9 walks per nine innings... 15 of his 22 starts were six innings or more... Won three straight starts from 5/7-5/20 allowing a combined six earned runs over 17.0 innings with nine strikeouts.

### 2015

Started the season making seven starts with the AZL Giants (R) allowing just four earned runs in 23.1 innings for a 1.54 ERA... Transferred to Salem-Keizer on 7/27 where he would one start before getting promoted to San Jose (A+)... Spent the rest of the year making six starts for the Giants pitching to a 2-3 record and a 4.31 ERA.

### 2014

Appeared in three games for the AZL Giants (R) after getting drafted... Pitched a total of 2.2 innings without allowing a run or a hit while striking out three batters.

### Personal & Miscellaneous

Born and raised in Elk Grove, California... Played three seasons of college baseball at California State University at Northridge...Had a total record of 3-7 with a 5.25 ERA... Drafted by the San Francisco Giants in the 23rd round of the 2014 MLB June Draft... Ranked the #29 prospect entering the 2018 season by MLB.com

### JOHNSON'S CAREER PITCHING STATISTICS

Year	Team	League	ORG	W	L	PCT	ERA	G	GS	CG	SHO	SV	SVO	IP	H	R	ER	HR	HB	BB	SO	WP	AVG
2014	AZL	AZL	SF	0	0	---	0.00	3	0	0	0	0	0	2.2	0	0	0	0	0	2	3	0	.000
2015	AZL	AZL	SF	0	1	.000	1.54	7	7	0	0	0	0	23.1	19	6	4	0	0	1	32	2	.221
2015	Salem-Keizer	NWL	SF	0	1	.000	3.86	1	1	0	0	0	0	4.2	5	2	2	0	0	0	6	0	.363
2015	San Jose	CAL	SF	2	3	.400	4.31	6	6	0	0	0	0	31.1	34	17	15	3	0	10	33	2	.272
2016	San Jose	CAL	SF	8	9	.471	5.33	22	22	0	0	0	0	120.0	133	78	71	24	5	39	111	11	.277
2017	Richmond	EAS	SF	4	6	.400	4.48	21	15	0	0	0	0	92.1	89	51	46	12	4	37	65	5	.359
Minor League Totals				14	20	.412	4.53	60	51	0	0	0	0	274.1	280	154	138	39	9	89	250	20	.264



# 2018 FLYING SQUIRRELS

Organization

2018 Flying Squirrels

2017: In Review

History & Records

Eastern League

SF Giants

General Info



## RHP Connor Kaden

Height/Weight: 6-4, 205  
Bats/Throws: Right/Right  
Born: October 27, 1992 in Lakewood, NJ  
Resides: Toms River, NJ  
Acquired: Selected by the Giants in the 27th round  
2014 MLB June Draft



### FUNN FACT

In Kaden's most recent stint with Augusta to end the 2017 season, he allowed just one earned run in 21 innings pitched. He had a 14.2 scoreless-inning streak to start his final stretch of the season with the Greenjackets. Over 168 combined innings with the Greenjackets, Kaden pitched to a 3.32 ERA over 168 innings.

### HIGHEST LEVEL OF ACHIEVEMENT: HIGH-A

---THE KADEN FILE---  
Flying Squirrels Debut: N/A  
Last Team: Augusta Greenjackets

### Career Highs

IP (S):..... 6.0, 8/30/17 @ LEX  
IP (R):..... 5.0, 7/15/16 vs DEL  
H:..... 7, 7/16/15 @ GVL  
BB:..... 4, 5/9/17 vs RC  
SO:..... 5 (Many), Last, 8/22/17 @ ASH

### 2017

Started and played the majority of the season with San Jose (A+) pitching to a 4-0 record and a 4.34 ERA... Pitched in three games for Salem-Keizer (A-) from 7/16-23... Assigned to Augusta (A) on 8/4 where he finished out the season... Had a 3-0 record with a 0.43 ERA allowing just one earned run over 21.0 innings.

### 2016

Played the entire season with Augusta (A) and pitched to a 6-3 record and a 3.71 ERA... Appeared in a career-high 44 games and also a career-high 80 strikeouts... Led all bullpen arms in innings pitched with 87.1 and finished second on the team with 17 games finished... Had a 9.2-inning scoreless streak from 8/19-30

### 2015

Started the season with Augusta (A) where he pitched in eight games before being sent back to the AZL Giants (ROK) for five games... Promoted back to Augusta on 7/9 where he finished out the season... Finished the 2015 season with a combined 2-4 record and a 3.67 ERA over 56.1 innings pitched.

### 2014

Appeared in nine games out of the bullpen for the AZL Giants (R)... Allowed just three earned runs in 9.2 innings for a 2.79 ERA... Promoted to Augusta (A) where he made seven appearances out of the bullpen pitching 10.0 innings with a 3.60 ERA.

### Personal & Miscellaneous

Born and raised in Toms River, New Jersey... Ranked in the Top 500 according to Perfect Game in 2011 ... Named All-Conference as a sophomore and junior in high school ... Pitched for the New Jersey Marlins in the summer... Averaged nearly two strikeouts an inning as a junior ... Ranked in the Top 15 players in the state of New Jersey in spring of 2011 ... Moved from the bullpen to the starting rotation his junior year... Made 12 starts and appeared in 17 games compiling a 2-3 record and a 3.52 ERA... Drafted by the San Francisco Giants in the 27th round of the 2014 MLB June Draft out of Wake Forest University.

### KADEN'S CAREER PITCHING STATISTICS

Year	Team	League	ORG	W	L	PCT	ERA	G	GS	CG	SHO	SV	SVO	IP	H	R	ER	HR	HB	BB	SO	WP	AVG
2014	AZL	AZL	SF	1	0	1.000	2.79	9	0	0	0	1	1	9.2	11	4	3	0	0	4	16	1	.282
2014	Augusta	SAL	SF	0	1	.000	3.60	7	0	0	0	0	0	10.0	14	5	4	0	0	3	7	1	.341
2015	AZL	AZL	SF	0	0	--	2.70	5	0	0	0	1	1	6.2	5	2	2	0	0	2	6	0	.208
2015	Augusta	SAL	SF	2	4	.333	3.81	21	1	0	0	1	2	49.2	41	26	21	1	1	23	37	3	.218
2016	Augusta	SAL	SF	6	3	.667	3.71	44	0	0	0	3	5	87.1	86	41	36	3	3	26	80	9	.257
2017	Salem-Keizer	NWL	SF	1	1	.500	3.60	3	0	0	0	0	0	5.0	5	2	2	0	0	0	6	1	.250
2017	San Jose	CAL	SF	4	0	1.000	4.34	21	0	0	0	0	0	37.1	35	19	18	3	1	31	24	3	.245
2017	Augusta	SAL	SF	3	0	1.000	0.43	6	2	0	0	1	1	21.0	12	1	1	0	1	3	21	0	.164
Minor League Totals				17	9	.654	3.45	116	3	0	0	7	10	226.2	209	100	87	7	6	92	197	18	.242



# 2018 FLYING SQUIRRELS



## RHP Dusten Knight

Height/Weight: 6-0, 200  
Bats/Throws: Right/Right  
Born: September 2, 1990 in Tahlequah, OK  
Resides: Tahlequah, OK  
Acquired: Selected by the Giants in the 28th round  
2013 MLB June Draft



### FUN FACT

Knight was one of the more dominant pitchers in all of NCAA Division I baseball in 2013. Ranked eighth in the NCAA in strikeouts per nine innings (11.08), 45th in total strikeouts (96) and 44th in complete games (four). While in his final season at the University of Texas Rio Grande Valley, Knight compiled 96 strikeouts which tied him for 11th highest single-season total in program history.

### HIGHEST LEVEL OF ACHIEVEMENT: TRIPLE-A

---THE KNIGHT FILE---  
Flying Squirrels Debut:  
N/A

Last Team:  
Sacramento RiverCats

### Career Highs

IP (S):..... 5.2, 7/8/17 vs TAC  
IP (R):..... 5.2, 7/28/15 vs DEL  
H:..... 8, 7/9/16 vs STK  
BB:..... 4, 7/16/17 @ SL  
SO:..... 8 (2x), Last, 8/3/15 @ LEX

### 2017

Bounced back starting the season with San Jose (A+) where he allowed just two earned runs in 16.1 innings for a 1.10 ERA... Promoted to Sacramento (AAA) on 5/1... Spent the rest of the season with the RiverCats appearing in 31 games compiling a 3-2 record and a 3.43 ERA... Held opposing batters to a .207 average between San Jose and Sacramento.

### 2016

Member of San Jose (A+) for the whole season where he pitched a career-high 80.2 innings and also had a career-high 90 strikeouts... Struggled keeping runs off the board allowing 45 earned runs for a 5.02 ERA... Had a 7.2 inning scoreless streak from 5/12-24... Struck out three or more batters in 15 of his 43 appearances and struck out six batters over four innings on 8/19.

### 2015

Played the entire season with Augusta (A) and racked up a career high seven wins on his way to a 7-3 record... Finished tied for third with Sam Coonrod in wins... Finished the season with a career best 2.69 ERA averaging 10.5 strikeouts per nine innings against a 2.9 walks per nine.

### 2014

Spent the entire season with Salem-Keizer (SS) where he pitched in 24 games once again all in relief... Led all relief pitchers with 37.0 innings pitched... Had a 1-3 record and a 3.65 ERA... Led the team averaging 10.9 strikeouts per nine innings.

### 2013

Appeared in 18 games for the AZL Giants (R) after the draft, all of which came in relief... Compiled a 5-1 record and a mere 1.13 ERA allowing just four earned runs over 32.0 innings pitched... Did not allow an earned run in his last 11 appearances and 18.2 innings.

### Personal & Miscellaneous

Born and raised in Tahlequah, Oklahoma... Played his college baseball at The University of Texas-Pan American... Drafted by the San Francisco Giants in the 28th round of the 2013 MLB June Draft... In the 2013 season, Knight ranked eighth in the NCAA in strikeouts per nine innings (11.08), 45th in total strikeouts (96) and 44th in complete games (four), one of which was a shutout... Knight earned several honors throughout the 2013 season, including sharing a GWC Pitcher of the Week award with six of teammates, College Sports Madness All-GWC Second Team honors, All-GWC Second Team honors, and All-GWC Tournament Team honors.

### KNIGHT'S CAREER PITCHING STATISTICS

Year	Team	League	ORG	W	L	PCT	ERA	G	GS	CG	SHO	SV	SVO	IP	H	R	ER	HR	HB	BB	SO	WP	AVG
2013	AZL	AZL	SF	5	1	.833	1.13	18	0	0	0	2	2	32.0	24	8	4	1	2	11	43	2	.209
2014	Salem-Keizer	NOR	SF	1	3	.250	3.65	24	0	0	0	1	5	37.0	26	18	15	4	2	20	44	2	.202
2015	Augusta	SAL	SF	7	3	.700	2.69	38	1	0	0	3	8	73.2	58	26	22	1	8	24	86	14	.212
2016	San Jose	CAL	SF	3	1	.750	5.02	43	0	0	0	2	2	80.2	90	49	45	11	1	20	90	11	.279
2017	San Jose	CAL	SF	2	0	1.000	1.10	8	0	0	0	1	2	16.1	6	2	2	0	1	1	24	2	.111
2017	Sacramento	PCL	SF	3	2	.600	3.43	31	3	0	0	0	1	60.1	51	28	23	6	4	31	59	4	.230
	Minor League Totals			21	10	.677	3.33	162	4	0	0	9	20	300.0	255	131	111	23	18	107	346	35	.228





# 2018 FLYING SQUIRRELS

Organization

2018 Flying Squirrels

2017: In Review

History & Records

Eastern League

SF Giants

General Info



## RHP Will LaMarche

Height/Weight: 6-3, 220  
Bats/Throws: Right/Right  
Born: August 7, 1991 in Santa Clara, CA  
Resides: Santa Clara, CA  
Acquired: Signed by Giants as a MLFA  
May 5, 2017



### FUNN FACT

It has been a wild ride it has been for the hard throwing right-hander out of LSU. In an interview with Next Level Ballplayer, LaMarche said this when asked about how he describes his baseball experience: "When I am asked to speak about my baseball career, the only place I know where to start is one deep breath. To be honest, I don't really think about the teams I've played for, Even the success I've had isn't the first thing that comes to mind. What I think about- naturally- is taking that deep breath. It seems symbolic for my career. Long, slow and grounding."

### HIGHEST LEVEL OF ACHIEVEMENT: TRIPLE-A

---THE LaMARCHÉ FILE---

Flying Squirrels Debut:

N/A

Last Team:

San Jose Giants

### Career Highs

IP (S): ..... Has Not Started  
IP (R): ..... 4.0, 7/31/14 @ WIL  
H: ..... 5 (2X), Last, 7/9/17 vs TAC  
BB: ..... 3, 7/14/14 @ DAY  
SO: ..... 5 (3x), Last, 9/3/17 @ STK

### 2017

Started the season in San Jose (A+) and made his official organizational debut on 5/22 where he tossed two scoreless innings in relief... Made one appearance with Sacramento (AAA) on 7/9 where he allowed five earned runs over 0.2 innings... Finished the season with San Jose compiling a 4-2 record and a 3.46 ERA over 41.2 innings

### 2016

After being released by the Tigers during spring training, he played the 2016 season with the Gateway Grizzlies (IND) of the Frontier League... Bounced back allowing just seven earned runs over 31.1 innings for a 2.01 ERA... Finished fourth on the team averaging just 0.6 hits per nine innings.

### 2015

Did not play due to elbow surgery

### 2014

Started the season with the West Michigan Whitecaps (A) appearing in 26 games, all of which came in relief... Compiled a 2-0 record and a 4.99 ERA... Despite the elevated ERA, he still held opposing batters to a .211 average... Transferred to Connecticut (SS) for the last four games of the season where he three earned runs over 11.1 innings for a 2.38 ERA... Finished the season with a combined 3-0 record and a 4.41 ERA.

### 2013

Pitched in two games with the FSL Tigers and allowed two hits in two innings... Transferred to the Connecticut Tigers (Short-A) on 7/10 where he spent the rest of the season... Allowed just four earned over 17.2 innings for a 2.04 ERA... Averaged 10.7 strikeouts per nine innings.

### Personal & Miscellaneous

Born and raised in Santa Clara, California... Drafted by the Detroit Tigers in the ninth round of the 2013 MLB June Draft out of Louisiana State... Released by the Tigers organization on 3/24/16... Signed as a free agent by the San Francisco Giants on 5/5/17... Originally drafted by the Minnesota Twins in the 18th round of 2012 draft out of Chabot Community College but elected to transfer to LSU... Played one season with the LSU Tigers where he pitched to a 3-0 record and a 3.42 ERA.

### LaMARCHÉ'S CAREER PITCHING STATISTICS

Year	Team	League	ORG	W	L	PCT	ERA	G	GS	CG	SHO	SV	SVO	IP	H	R	ER	HR	BB	HB	SO	WP	AVG
2013	GCL	GCL	DET	1	0	1.000	0.00	2	0	0	0	0	0	2.0	2	0	0	0	0	0	3	0	.250
2013	Connecticut	NYP	DET	1	0	1.000	2.04	15	0	0	0	0	0	23	17	14	5	4	0	2	7	21	.212
2014	West Michigan	MID	DET	2	0	1.000	4.99	26	0	0	0	1	2	39.2	30	23	22	1	6	24	40	6	.211
2014	Connecticut	NYP	DET	1	0	1.000	2.38	4	0	0	0	0	0	11.1	4	3	3	1	0	3	17	0	.105
2017	Sacramento	FCL	SF	0	0	—	67.50	1	0	0	0	0	0	0.2	5	5	5	1	0	1	0	0	.714
2017	San Jose	CAL	SF	4	2	.667	3.46	30	0	0	0	2	3	41.2	38	18	16	1	3	8	49	7	.241
Minor League Totals				9	2	.818	3.98	78	0	0	0	5	8	113.0	93	54	50	4	11	43	130	13	.222



# 2018 FLYING SQUIRRELS



## RHP Rodolfo Martinez

Height/Weight: 6-2/180  
Bats/Throws: Right/Right  
Born: April 4, 1994 in Boca Chica, DR  
Resides: Boca Chica, DR  
Acquired: Signed by the Giants as a NDFB  
September 16, 2013



### HIGHEST LEVEL OF ACHIEVEMENT: DOUBLE-A

#### ---THE MARTINEZ FILE---

Flying Squirrels Debut:

6/26/16 vs. AKR

Last Team:

Richmond Flying Squirrels

#### Career Highs

IP (S): .....4.2, 7/23/14 vs AZL PAD  
IP (R): .....2.0 (Many), Last, 9/3/15 vs CSC  
H: .....10, 7/9/14 vs AZL ANG  
BB: .....3 (4x), Last, 5/10/16 @ BAK  
SO: .....8, 7/9/14 vs AZL ANG

#### FUNN FACT

Martinez was one of the older players signed in the 2013 international class. The then 20-year-old still fetched a lucrative deal, thanks to his powerful arm, signing with San Francisco for \$350,000. He quickly made his way to Double-A in just his third professional season in 2016. Martinez encountered some difficulty in the level transition, but still managed to strike out 17 batters in 23 innings.

#### 2017

Started the season with Richmond (AA) where he appeared in eight games for 8.0 innings, compiling a 5.63 ERA... Struggled to get outs and find the strikezone allowing five earned runs with five walks... Transferred to the AZL Giants on 7/27 for a rehab assignment where he pitched in two games... After not allowing a run over two innings, he was promoted to Augusta (A) where he finished out the season with a 2-0 record and a 4.05 ERA over 10 games and 13.1 innings.

#### 2016

Spent the majority of the season with San Jose (A+)... Gave up just one earned run in his first 15 appearances of the season... Completed 21 saves out of 23 save opportunities... Struck out 33 in 30.2 innings pitched... Was named a California League Midseason All-Star... Promoted to Richmond (AA) on 6/28 through the remainder of the season... Went 0-3 with a 6.65 ERA and gave up 17 earned runs in 23 innings pitched.

#### 2015

Pitched the entire season with Augusta (A)... made an official move to the bullpen where his numbers drastically improved from 2014... Had the fourth best ERA on the team at 2.54... Pitched a career high 46.0 innings and only allowed 13 earned runs... Opponents batted just .232 against him.

#### 2014

Made professional debut with the AZL Giants (R)... Went 1-5 with an 8.78 ERA... Pitched 27.2 innings and gave up 27 earned runs and opponents batted .375 against him... Started seven straight appearances before getting moved to the bullpen for his remaining eight appearances.

#### Personal & Miscellaneous

Ranked the #24 prospect in the Giants organization according to *Baseball America* heading into the 2018 season... Signed by the Giants at the age of 20 as an international free agent... Skipped the Giants DSL league and went straight to the AZL Giants in 2011.

#### MARTINEZ' CAREER PITCHING STATISTICS

Year	Team	League	ORG	W	L	PCT	ERA	G	GS	CG	SHO	SV	SVO	IP	H	R	ER	HR	HB	BB	SO	WP	AVG
2014	AZL	SF	SF	1	5	.167	8.78	15	7	0	0	0	0	27.2	45	32	27	1	1	16	35	8	.375
2015	Augusta	SAL	SF	1	2	.333	2.54	35	0	0	0	0	0	46.0	41	16	13	1	0	14	44	7	.232
2016	San Jose	CAL	SF	1	1	.500	0.88	32	0	0	0	21	23	30.2	23	9	3	1	0	10	33	1	.205
2016	Richmond	EAS	SF	0	3	.000	6.65	25	0	0	0	3	5	23.0	29	17	17	1	2	15	17	6	.315
2017	Richmond	EAS	SF	0	0	--	5.63	8	0	0	0	0	0	8.0	12	7	5	0	1	5	0	0	.364
2017	AZL	AZL	SF	0	0	--	0.00	2	0	0	0	0	0	2.0	2	0	0	0	0	0	2	0	.250
2017	San Jose	CAL	SF	2	0	1.000	4.05	10	0	0	0	0	0	13.1	14	6	6	2	0	1	12	0	.269
2017	Minor League Totals			5	11	.313	4.24	127	7	0	0	24	28	150.2	166	87	71	6	4	61	148	22	.279

Organization

2018 Flying Squirrels

2017: In Review

History & Records

Eastern League

SF Giants

General Info



# 2018 FLYING SQUIRRELS

Organization

2018 Flying Squirrels

2017: In Review

History & Records

Eastern League

SF Giants

General Info



## RHP Jacob McCasland

Height/Weight: 6-2/225  
Bats/Throws: Right/Right  
Born: September 13, 1991 in Farmington, NM  
Resides: Farmington, NM  
Acquired: Selected by the Giants in the 26th Round  
2013 MLB June Draft



### FUNN FACT

McCasland worked his magic in a seven-inning no-hitter on 7/17/16 against Delmarva. McCasland punched out five Shorebirds and was one error away from a perfect game. He only needed 72 pitches in the outing and used 52 of them for strikes. It was the first no-hitter for the GreenJackets since Sergio Romo, Osiris Matos and David Quinowski accomplished the feat against the Rome Braves 5-0.

### HIGHEST LEVEL OF ACHIEVEMENT: HIGH-A

#### ---THE MCCASLAND FILE---

Flying Squirrels Debut:

N/A

Last Team:

San Jose Giants

### Career Highs

IP (S): .....7.2 (2x), Last, 6/16/17 vs VIS  
IP (R): .....6.0, 8/14/15 vs LAN  
H: .....11, 7/14/17 @ RC  
BB: .....4 (x4), Last, 8/13/14 @ WV  
SO: .....14, 5/15/17 vs IE

### 2017

Was a member of the San Jose Giants (A+) the entire season making 20 starts compiling a record of 5-11 with a 4.78 ERA...Allowed just nine home runs in 101.1 innings pitched...Finished third on the team with 95 strikeouts...Averaged 8.9 strikeouts and 2.7 walks per nine innings...Won back-to-back starts on 5/21 and 5/27 as well as on 6/29 and 7/6... Had a strong finish to the season compiling a 3.61 ERA after the All-Star break.

### 2016

Had his best professional year with Augusta (A)...Worked 109.1 innings and led the team with a 1.65 ERA... Tied for first on the team with 107 strikeouts... Made a switch from the bullpen to a starting role for 13 games of his 27 appearances.Went 5.0 innings in his second professional start giving up one earned run and striking out five...South Atlantic League Player of the Week on 7/17 and awarded MiLB South Atlantic League Player of the Month for August where he went 4-1 with a 1.13 ERA with 38 strikeouts.

### 2015

Pitched a full year with Augusta (A)... For the second straight year he had an ERA over 5.0 (5.40)... Gave up 30 earned runs in 50 innings pitched... Opponents batted .302 against him...Made spot start on 9/1 and tossed season-high five innings against Savannah

### 2014

Spent full season with Salem Keizer (SS)... Had the team's highest ERA of 7.76 and was second on the team in walks with 23...Tossed 26.2 innings giving up 23 earned runs... Had a 13.50 ERA in the first half of the season and a 2.57 ERA in the second half.

### 2013

Spent a full season with the AZL Giants (R)...Threw 13.1 innings in 15 appearances striking out 13 and allowing seven earned runs... Had a 1-0 record and did not allow a home run... Finished the year with a 4.73 ERA.

### Personal & Miscellaneous

Drafted by the San Francisco Giants in the 26th round of the 2013 draft out of the University of New Mexico... Born and raised in Farmington, NM...Was initially selected by San Francisco in the 38th round out of Piedra Vista HS, Farmington, N.M but did not sign... Named New Mexico's Baseball Player of the Year in 2010

### MCCASLAND'S CAREER PITCHING STATISTICS

Year	Team	League	ORG	W	L	PCT	ERA	G	GS	CG	SHO	SV	SVO	IP	H	R	ER	HR	BB	HB	SO	WP	AVG
2013	AZL	AZL	SF	1	0	1.000	4.73	15	0	0	0	0	0	13.1	17	8	7	0	0	10	13	0	.321
2014	Salem-Keizer	NOR	SF	2	3	.400	7.76	22	0	0	0	2	2	26.2	26	23	23	1	3	23	32	6	.260
2015	Augusta	SAL	SF	1	2	.333	5.40	23	1	0	0	0	1	50.0	61	35	30	5	4	19	44	1	.302
2016	Augusta	SAL	SF	8	5	.615	1.65	27	13	1	1	3	3	109.1	77	23	20	4	3	24	107	6	.197
2017	San Jose Giants	CAL	SF	5	11	.313	4.78	20	20	0	0	0	0	101.2	125	71	54	9	8	30	95	5	.299
Minor League Totals				17	21	.447	4.01	107	34	1	1	3	6	301.0	306	160	134	19	18	106	291	18	.263



# 2018 FLYING SQUIRRELS



## LHP Conner Menez

Height/Weight: 6-3, 195  
 Bats/Throws: Left/Left  
 Born: May 29, 1995 in Lakeview, OR  
 Resides: Ormond Beach, FL  
 Acquired: Selected by the Giants in the 14th round  
 2016 MLB June Draft



### FUNN FACT

The hard throwing southpaw was a "late bloomer" according to many scouts and many Division I colleges. Menez recieved scholarship offers from The Master's, University of New Mexico, and Trevecca Nazarene, a Division II program in Tennessee. Menez decided that The Master's College was going to be the best fit and it was also the school that his parents attended and played sports for.

### HIGHEST LEVEL OF ACHIEVEMENT: HIGH-A

---THE MENEZ FILE---

Flying Squirrels Debut:

N/A

Last Team:

San Jose Giants

### Career Highs

IP(S): ..... 8.0, 6/30/17 @ MOD  
 IP(R): ..... 4.0, 7/16/16 @ ANG  
 H: ..... 9 (2x), Last, 8/18/17 vs VIS  
 BB: ..... 5, 5/28/17 vs MOD  
 SO: ..... 10, 4/27/17 @ RC

### 2017

Spent the entire season with San Jose (A+) where made an official transition to starting pitcher... Made 22 starts and finished the season with a 7-7 record and a 4.41 ERA... Tossed a career-high and team-high 114.1 innings and finished second on the team with 99 strikeouts... Threw a season-high 8.0 innings on 6/30 in a win allowing just one earned run with six strikeouts.

### 2016

Made his organizational debut with the AZL Giants (R) on 6/22 tossing three scoreless innings allowing just one hit... Had a 2-0 record and a 2.57 ERA in eight appearances with the AZL Giants... Made one start with Salem-Keizer (SS) on 7/25 where he went 5.0 innings allowing four earned runs on five hits... Promoted to San Jose (A+) on 8/2 where he spent the rest of the season... Pitched in six games, five of which he started... Compiled a 2-0 record and a 4.94 ERA over 27.1 innings.

### Personal & Miscellaneous

Born and raised in Hollister, California... Played high school ball at San Benito and decided to play college baseball at The Masters College in Santa Clarita, California... Drafted by the San Francisco Giants in the 14th round of the 2016 MLB June Draft.

### MENEZ' CAREER PITCHING STATISTICS

Year	Team	League	ORG	W	L	PCT	ERA	G	GS	CG	SHO	SV	SVO	IP	H	R	ER	HR	HB	BB	SO	WP	AVG
2016	AZL	SF		2	0	1.000	2.57	8	2	0	0	0	0	21.0	15	7	6	0	1	4	26	1	.190
2016	Salem-Keizer	NWL	SF	0	1	.000	7.20	1	1	0	0	0	0	5.0	5	4	4	0	1	1	4	0	.278
2016	San Jose	CAL	SF	2	0	1.000	4.94	6	5	0	0	0	0	27.1	29	21	15	4	1	11	20	2	.266
2017	San Jose	CAL	SF	7	7	.500	4.41	23	22	0	0	0	0	114.1	127	64	56	5	13	50	99	10	.282
	Minor League Totals			11	8	.579	4.35	38	30	0	0	0	0	167.2	176	96	81	9	16	66	149	13	.268

Organization

2018 Flying Squirrels

2017: In Review

History & Records

Eastern League

SF Giants

General Info



# 2018 FLYING SQUIRRELS

Organization

2018 Flying Squirrels

2017: In Review

History & Records

Eastern League

SF Giants

General Info



## 28 Jalen Miller

Height/Weight: 5-11, 195  
Bats/Throws: Right/Right  
Born: December 19, 1996 in Atlanta, GA  
Resides: Atlanta, GA  
Acquired: Selected by the Giants in the 3rd round  
2015 MLB June Draft



### FUNN FACT

Drafted by the Giants at the age of 19, Miller has been one of the youngest players on every roster that he has been on in the Giants farm system.

### HIGHEST LEVEL OF ACHIEVEMENT: HIGH-A

---THE MILLER FILE---

Flying Squirrels Debut:

N/A

Last Team:

San Jose Giants

### Career Highs

Runs: ..... 4, 4/23/17 @ STK  
Hits: ..... 4, 5/22/16 @ ROM  
HR: ..... 1 (Many), Last, 7/10/17 vs MOD  
RBI: ..... 4, 6/24/16 @ COL  
SB: ..... 2 (2x), Last, 8/2/16 vs COL

### 2017

Spent the entire season with San Jose (A+) and appeared in a career high 117 games... Batted .227 with six home runs and 44 RBI's... Played the majority of defensive plays at second base but also played 28 games at shortstop... Finished the season ranked third on the team with 61 runs scored.

### 2016

Skipped over Salem-Keizer (SS) and spent the entire season with Augusta (A) in 2016... Appeared in 112 games with the GreenJackets as the team's everyday second baseman... Made 20 errors in 463 total chances for a .957 fielding percentage... Added some power hitting five home runs and 20 doubles for 44 RBI's over the course of the season.

### 2015

Made his professional debut on 6/25 for the AZL Giants (R) immediately after the 2015 MLB June Draft... Had a hit in nine of the first ten games in his professional career... Batted .218 in 44 games with the AZL Giants with five doubles and 13 RBI's... Had two separated nine-game hit streaks

### Personal & Miscellaneous

Born and raised in Atlanta, Georgia... Drafted by the San Francisco Giants in the 3rd round of the 2015 MLB June Draft out of Riverwood International Charter School in Sandy Springs, Georgia...

### MILLER'S CAREER HITTING STATISTICS

Year	Team	League	ORG	AVG	G	AB	R	H	2B	3B	HR	RBI	BB	IBB	SO	SB	CS	OBP	SLG	OPS
2015	AZL	SF		.218	44	174	28	38	5	1	0	13	17	0	42	11	2	.292	.259	.551
2016	Augusta	SAL	SF	.223	112	457	65	102	20	5	5	44	26	0	107	11	5	.271	.322	.593
2017	San Jose	CAL	SF	.227	117	431	61	98	25	4	6	44	31	0	100	6	4	.283	.346	.629
Minor League Totals				.224	273	1062	154	238	50	10	11	101	74	0	249	28	11	.279	.321	.601







# 2018 FLYING SQUIRRELS



## c Matt Pare

Height/Weight: 5-11, 195  
Bats/Throws: Left/Right  
Born: November 17, 1993 in Portland, ME  
Resides: Lighthouse Point, FL  
Acquired: Signed by the Giants as NDFA  
June 26, 2013



### FUNN FACT

After Pare is done on the field, he takes his talents to the internet with his website, Pare homelessminorleaguer.com, where he posts commical videos and articles about what it is like to live like a minor league ball player. The website and youtube page has recieved thousands of views and Pare has made a name for himself outside of the ballpark.

### HIGHEST LEVEL OF ACHIEVEMENT: DOUBLE-A

---THE PARE FILE---  
Flying Squirrels Debut: N/A

Last Team:  
San Jose

### Career Highs

Runs:..... 2 (3x), Last, 8/28/16 @ ROM  
Hits:..... 3 (2x), Last, 6/11/17 @ VIS  
HR:..... 1 (Many), Last, 6/12/17 @ MOD  
RBI:..... 3 (4x), Last, 7/31/17 vs LWD  
SB:..... 1 (2x), Last, 9/3/17 @ STK

### 2017

Appeared in 15 games for San Jose (A+)... Had eight hits in 42 at bats for an average of .190... Promoted to Sacramento (AAA) on 7/29 for the remainder of the season but he did not play.

### 2016

Spent the entire season with Augusta (A) appearing in 44 games, all of which behind the plate... Batted .222 with a career-high six home runs and 19 RBI's... Threw out seven of 13 runners.

### 2015

Started the season with San Jose (A+) where he played in a total of 15 games and had 37 at bats... Transferred to Augusta (A) where he spent the majority of the season and appeared in 45 games and had 138 at bats... Batted .225 with two home runs and 11 doubles with the Greenjackets.

### Personal & Miscellaneous

Signed with the San Francisco Giants as a free agent on June 27, 2013... was selected by the Houston Astros in the 26th round of the 2009 Draft but did not sign... attended Boston College from 2010-2013, where he was voted team captain and was chosen as a candidate for the Senior CLASS Award... named to the All-ACC Academic Team... finished BC career ranked seventh in games started (169), ninth in games played (178) and first for getting hit by a pitch 51 times... graduated with a degree in applied psychology and human development from the Lynch School of Education... runs a website at homelessminorleaguer.com... earned the New England Top Prospect Award in the Cape Cod Baseball League in 2010... made his Minor League debut on July 11, 2013.

### PARE'S CAREER HITTING STATISTICS

Year	Team	League	ORG	AVG	G	AB	R	H	2B	3B	HR	RBI	BB	IBB	SO	SB	CS	OBP	SLG	OPS
2013	AZL	AZL	SF	.200	9	20	3	4	0	0	1	5	4	0	6	0	0	.320	.350	.670
2013	Augusta	SAL	SF	.111	3	9	0	1	0	0	0	1	0	0	3	1	0	.200	.111	.311
2014	AZL	AZL	SF	.286	4	7	0	2	0	0	0	1	0	0	1	0	0	.375	.286	.661
2014	San Jose	CAL	SF	.238	13	42	3	10	4	0	0	9	4	0	12	0	0	.358	.333	.691
2015	San Jose	CAL	SF	.189	13	37	4	7	1	0	1	7	5	0	11	0	0	.273	.297	.570
2015	Augusta	SAL	SF	.225	45	138	12	31	11	0	2	13	17	0	37	0	1	.335	.348	.683
2016	Augusta	SAL	SF	.222	44	144	21	32	4	1	6	19	13	1	36	0	0	.317	.389	.706
2017	San Jose	CAL	SF	.190	15	42	3	8	2	0	1	3	7	0	12	1	0	.352	.310	.662
Minor League Totals				.216	146	439	46	95	22	1	11	58	50	1	118	2	1	.326	.346	.672

Organization

2018 Flying Squirrels

2017: In Review

History & Records

Eastern League

SF Giants

General Info





# 2018 FLYING SQUIRRELS

Organization

2018 Flying Squirrels

2017: In Review

History & Records

Eastern League

SF Giants

General Info



## OF Heath Quinn

Height/Weight: 6-3, 220  
Bats/Throws: Right/Right  
Born: June 7, 1995 in Birmingham, AL  
Resides: Birmingham, AL  
Acquired: Selected by the Giants in the 3rd round  
2016 MLB June Draft



### FUNN FACT

Quinn got to a rip-roaring start in the Giants organization. He tore through the Northwest League batting a massive .337 while smashing nine home runs over 54 games. Quinn was recognized and named the Baseball America Short-Season All-Star. After battling injuries throughout the entire 2017 season, Quinn hopes to rebound back to his normal healthy Heath.

### HIGHEST LEVEL OF ACHIEVEMENT: HIGH-A

---THE QUINN FILE---

Flying Squirrels Debut:

N/A

Last Team:

San Jose Giants

### Career Highs

Runs:..... 3 (2x), Last, 8/27/16 vs EUG  
Hits:..... 4, 8/13/16 @ EVE  
HR:..... 1 (Many), Last, 8/26/17 vs STK  
RBI:..... 3 (4x), Last, 8/22/17 @ VIS  
SB:..... 1 (3x), Last, 8/6/16 vs SPO

### 2017

Battled with injuries all season which held him back after a booming start to his professional career... Broke his hand while swinging a bat during Spring Training which delayed his start to the season by six weeks... Injured his shoulder in late June which once again placed him back on the disabled list... Played in 75 games with San Jose (A+) where he hit .228 with 10 home runs, nine doubles and 29 RBI's.

### 2016

Made his professional debut with the Giants on 6/20 with the AZL Giants (ROK)... Played in two games with the AZL Giants before being promoted to Salem-Keizer (SS)... Spent the majority of the season with the Volcanoes where he hit .337 with nine home runs and 34 RBI's in 54 games... Assigned to San Jose (A+) on 9/1 for a playoff push where he played in four games and went 6-for-17 (.353) with a double... Named the Baseball America Short-Season All-Star during his time with Salem-Keizer and was also named a Post-Season All-Star as well as the Northwest League Player of the Week on 7/31

### Personal & Miscellaneous

Born and raised in Birmingham, Alabama... Played his college baseball at Samford University... Became the second highest draft pick out of Samford after the Cincinnati Reds selected Phil Ervin in the first round of the 2013 draft... Quinn was selected by the San Francisco Giants in the third round of the 2016 MLB June Draft... In his final season with the Bulldogs in 2016, Quinn hit .343 with 62 runs, 17 doubles, one triple, 21 home runs and 77 RBIs in 61 games. He led the Southern Conference in home runs, RBIs and total bases (165) and his RBI total set a Samford single-season record... Quinn was an All-Southern Conference selection player twice and was named a second-team choice on Baseball America All-American Team... Enters the 2018 season the #12 ranked prospect in the San Francisco Giants organization according to MLB.com.

### QUINN'S CAREER BATTING STATISTICS

Year	Team	League	ORG	AVG	G	AB	R	H	2B	3B	HR	RBI	BB	IBB	SO	SB	CS	OBP	SLG	OPS
2016	AZL	SF		.600	2	5	4	3	1	0	0	0	2	0	1	0	0	.778	.800	1.578
2016	Salem-Keizer	NWL	SF	.337	54	205	37	69	19	1	9	34	26	0	50	3	0	.423	.571	.994
2016	San Jose	CAL	SF	.353	4	17	2	6	1	0	0	0	2	0	7	0	0	.421	.412	.833
2017	San Jose	CAL	SF	.228	75	272	24	62	9	0	10	29	20	0	86	0	0	.290	.371	.661
Minor League Totals				.281	135	499	67	140	30	1	19	63	50	0	144	3	0	.358	.459	.817



# 2018 FLYING SQUIRRELS



## LHP Mark Reyes

Height/Weight: 6-1/205  
Bats/Throws: Right/Left  
Born: October 8, 1992 in Mobile, AL  
Resides: Hot Springs Village, AR  
Acquired: Selected by the Giants in the 22nd Round  
2014 MLB June Draft



### FUNN FACT

Reyes attended Arkansas for one year but transferred to Crowder College in Neosho, MO. During the 2014 Region 16 baseball championships, Reyes pitched his Crowder College Roughriders to a 9-2 victory in a complete-game effort over Mineral Area Community college to capture the school's first region title in four years. Reyes, who retired the final 20 batters in order and didn't surrender a hit after the third inning.

### HIGHEST LEVEL OF ACHIEVEMENT: TRIPLE-A

#### ---THE REYES FILE---

Flying Squirrels Debut:

N/A

Last Team:

Sacramento RiverCats

### Career Highs

IP (S): .....8.2, 6/9/16 @ MOD  
IP (R): .....2.0, 7/3/14 @ RAN  
H: .....10 (3x), Last, 6/15/16 vs IE  
BB: .....6, 5/15/16 @ MOD  
SO: .....6 (Many), Last, 7/31/16 @ MOD

## 2017

Started in 21 of his 25 appearances with San Jose (A+) pitching in a total of 111.0 innings... Struggled throughout the season pitching to a 4-13 record with a 6.08 ERA. Had his best stretch during the month of June where he pitched to a 3-2 record and a 3.80 ERA. Struggled with command averaging 6.2 walks per nine innings... Made one appearance with Sacramento (AAA) on 9/3 where he came out of the pen to throw 3.0 innings allowing three hits and one earned run

## 2016

Spent a full year with San Jose (A+) tossing 127.1 innings... His ERA more than doubled from 2015 to 4.74 even though he started the same amount of games (23)... Gave up 13 home runs compared to just one in the previous year.

## 2015

Went 9-6 in his first full professional season with Augusta (A)... Led the team in most pitching categories including innings pitched (139.2), Wins (9), and ERA for pitchers that threw over 60 innings (2.13 ERA)... Named a 2015 MiLB Organization All-Star as well as a South Atlantic League Postseason All-Star... Gave up just one home run all season.

## 2014

Joined the AZL Giants (R) late in the season only getting 5 appearances, giving up 4 runs in 12 innings for an ERA of 3.00.

### Personal & Miscellaneous

Drafted by the San Francisco Giants in the 22nd round of the 2014 MLB Draft... After his freshman year at Arkansas in 2012 he was forced to undergo Tommy John surgery... Missed 2013 season and transferred to Crowder College.

### REYES' CAREER PITCHING STATISTICS

Year	Team	League	ORG	W	L	PCT	ERA	G	GS	CG	SHO	SV	SVO	IP	H	R	ER	HR	HB	BB	SO	WP	AVG
2014	AZL	AZL	SF	1	1	.500	3.00	5	3	0	0	0	0	12.0	13	8	4	0	0	3	14	0	.277
2015	Augusta	SAL	SF	9	6	.600	2.13	23	23	0	0	0	0	139.2	115	47	33	1	8	36	89	6	.222
2016	San Jose	CAL	SF	9	9	.500	4.74	23	23	0	0	0	0	127.1	137	73	67	13	9	60	80	8	.279
2017	San Jose	CAL	SF	4	13	.235	6.08	25	21	0	0	0	0	111.0	128	82	75	9	5	77	60	6	.299
2017	Sacramento	PCL	SF	0	0	~	3.00	1	0	0	0	0	0	3.0	3	1	1	0	0	2	2	0	.231
Minor League Totals				23	29	.442	4.12	77	70	0	0	0	0	393.0	396	211	180	23	22	178	245	20	.265



# 2018 FLYING SQUIRRELS

Organization

2018 Flying Squirrels

2017: In Review

History & Records

Eastern League

SF Giants

General Info



## RHP Dylan Rheault

Height/Weight: 6-9/245  
Bats/Throws: Right/Right  
Born: March 21 1992 in Garson, Ontario  
Resides: Garson, Ontario  
Acquired: Signed by the Giants as a  
Minor League free agent April 1, 2017



### FUNN FACT

Rheault found his niche as the go-to closer last season for the San Jose Giants. Rheault completed 21 of his 24 save opportunities which not only led the team but also led the California League. Rheault went on a streak where he completed a perfect 10-for-10 saves in a row spanning from 6/29-8/16.

### HIGHEST LEVEL OF ACHIEVEMENT: HIGH-A

---THE RHEULT FILE---

Flying Squirrels Debut:

N/A

Last Team:

San Jose Giants

### Career Highs

IP(S): ..... 4.0, 8/11/13 @ BAT  
IP(R): ..... 4.2 (3x), Last, 8/24/13 vs CT  
H: ..... 9, 8/30/13 vs HV  
BB: ..... 3 (4x), Last, 4/22/17 @ STK  
SO: ..... 6 (2x), Last, 8/24/13 vs CT

### 2017

Had a breakout season with San Jose (A+) in 2017 pitching to a 2.70 ERA over 60 innings... Had a record of 2-1 over 50 appearances... Named the California Pitcher of the Week on 8/6 after not allowing a run over his past six appearances and 5.1 innings... Was also named a California League Postseason All-Star... Held right-handed batters to a .228 batting average and allowed just eight earned runs in 33.1 innings versus righties... Led the team and the league in saves completing 21 of 24 opportunities.

### 2016

After not getting signed as a free agent, he spent the 2016 season in the Independent ranks with the Souix City Explorers... Appeared in 33 games allowing 20 earned runs in 45.1 innings for a 3.97 ERA.

### 2015

Spent the entire season with the Frederick Keys (A+) where he made 38 appearances as a reliever and compiled a 3-2 record and a 6.39 ERA... Found success in the month of June where he allowed just four earned runs in 13.1 innings for a 2.63 ERA.

### Personal & Miscellaneous

Born and raised in Garson, Ontario Canada... Drafted in the 19th round of the 2013 MLB June Draft by the Baltimore Orioles... Released by Baltimore in spring training of ahead of the 2016 season... Signed by the San Francisco Giants as a free agent on April 1st, 2017.

### RHEULT'S CAREER PITCHING STATISTICS

Year	Team	League	ORG	W	L	PCT	ERA	G	GS	CG	SHO	SV	SVO	IP	H	R	ER	HR	HB	BB	SO	WP	AVG
2013	Aberdeen	NYP	BAL	1	2	.333	3.57	13	4	0	0	0	0	40.1	41	17	16	2	1	1	26	0	.277
2014	Delmarva	SAL	BAL	8	4	.667	2.82	34	0	0	0	3	7	67.0	60	24	21	2	6	1	50	12	.248
2014	Frederick	CAR	BAL	0	3	.000	3.38	4	0	0	0	0	0	5.1	5	3	2	0	1	1	2	1	.263
2015	Frederick	CAR	BAL	3	2	.600	6.39	38	1	0	0	1	2	69.0	75	51	49	7	5	0	26	11	.293
2017	San Jose	CAL	SF	2	1	.667	2.70	55	0	0	0	21	24	60.0	51	23	18	4	0	1	46	6	.229
Minor League Totals				14	12	.538	3.95	144	5	0	0	25	33	241.2	232	118	106	15	13	4	150	30	.261





# 2018 FLYING SQUIRRELS



## RHP Eduardo Rivera

Height/Weight: 6-5, 190  
Bats/Throws: Right/Right  
Born: September 24, 1992 in La Romana, DR  
Resides: La Romana, DR  
Acquired: Selected by Giants in 2017 Rule 5 Draft (Minors phase)



### FUNN FACT

If you were to look at Rivera's stats for the first couple of years in his Yankees career, it's hard to believe that he's made it this far. His first three years in the Yankees minor league system were spent as a starter, where he would go 1-16 with a 6.10 ERA and 133 strikeouts. In 2015 the Yankees decided to move Rivera up to the Appalachian League along with a move into the bullpen. In 15 games with the Pulaski Yankees Rivera would go 2-0 with a 3.06 ERA striking out 46 batters.

### HIGHEST LEVEL OF ACHIEVEMENT: HIGH-A

---THE RIVERA FILE---  
Flying Squirrels Debut:  
N/A  
Last Team:  
Staten Island Yankees  
Career Highs

IP(S): ..... 5 (Many), Last, 8/2/13 @ DSL PIR  
IP(R): ..... 3.1, 8/25/15 vs BLU  
H: ..... 6 (2x), Last, 8/18/12 @ DSL PIR  
BB: ..... 6, 6/2/12 vs DSL FLA  
SO: ..... 7, 6/26/13 vs DSL ROCK

### 2017

Played in 19 games for the Staten Island Yankees (A+) and was used as the closer towards the end of the season... Completed six of his seven save opportunities... Finished the season with a 3-2 record and a 1.90 ERA... Averaged a team-high 12.5 strikeouts per nine innings, however struggled with control averaging 5.0 walks per nine innings... Allowed just one home run over the course of the season spanning 23.2 innings.

### 2016

Started the season with State Island (SS) and did not allow a single run over seven appearances and 12.1 innings... Promoted to Charleston (A) on 7/17 where he pitched in six games allowing just two earned runs over 14.1 innings... Promoted for the final time to Tampa (A+) on 8/17 where he spent the remainder of the season appearing in five games out of the bullpen... Allowed three earned runs in 7.0 innings for a 3.86 ERA.

### 2015

Played a full season with the Pulaski Yankees (A+)... Appeared in 15 games out of the bullpen pitching to a 2-0 record and a 3.06 ERA... Allowed 12 earned runs in 35.1 innings... Held opponents to a .195 batting average... Served as the primary long-relief pitcher for Pulaski pitching multiple innings in 13 of the 15 outings.

### Personal & Miscellaneous

Born and raised in La Romana, Dominican Republic Signed by the New York Yankees as a non-drafted free agent on Sept. 21, 2010 at the age of 17... Selected by the San Francisco Giants in the Rule 5 Minors Phase draft in December 2017.

### RIVERA'S CAREER PITCHING STATISTICS

Year	Team	League	ORG	W	L	PCT	ERA	G	GS	CG	SHO	SV	SVO	IP	H	R	ER	HR	BB	BB	SO	WP	AVG
2011	DSL	DSL	NY	0	5	.000	9.79	14	14	0	0	0	0	34.0	40	43	37	0	14	42	40	19	.299
2012	DSL	DSL	NY	0	6	.000	5.02	14	14	0	0	0	0	52.0	41	41	29	1	6	43	45	16	.220
2013	DSL	DSL	NY	1	5	.167	3.50	13	13	0	0	0	0	46.1	40	30	18	0	11	32	48	11	.226
2014	GCL	GCL	NY	0	1	.000	5.02	7	4	0	0	0	0	14.1	10	8	8	2	0	14	12	7	.208
2015	Pulaski	APP	NY	2	0	1.000	3.06	15	0	0	0	1	1	35.1	25	12	12	3	2	18	46	4	.195
2016	Staten Island	NYP	NY	0	0	---	0.00	7	0	0	0	2	2	12.1	8	0	0	0	0	6	13	3	.182
2016	Charleston	SAL	NY	0	0	---	1.26	6	0	0	0	1	1	14.1	7	2	2	0	1	5	21	2	.140
2016	Tampa	FSL	NY	0	0	---	3.86	5	0	0	0	0	0	7.0	7	5	3	0	1	8	13	1	.250
2017	Staten Island	NYP	NY	3	2	.600	1.90	19	0	0	0	6	7	23.2	12	6	5	1	2	13	33	4	.150
Minor League Totals				6	19	.240	4.29	100	45	0	0	10	11	239.1	190	147	114	7	37	181	271	67	.217

Organization

2018 Flying Squirrels

2017: In Review

History & Records

Eastern League

SF Giants

General Info





# 2018 FLYING SQUIRRELS

Organization

2018 Flying Squirrels

2017: In Review

History & Records

Eastern League

SF Giants

General Info



## RHP Dereck Rodriguez

Height/Weight:  
Date/Throws:  
Born:  
Resides:  
Acquired:

6-1, 180  
Right/Right  
June 5, 1992 in Arlington, TX  
Oak, OR  
Selected by Giants as a MLBFA  
November 15, 2017



### FUN FACT

Rodriguez was originally drafted by the Minnesota Twins as an outfielder in the 2011 MLB June Draft. The Twins decided to make Rodriguez transition to a pitcher following the 2013 season. In his first season as a pitcher, Rodriguez went 2-2 with a 1.05 ERA over 25.2 innings. His father, Ivan Rodriguez was elected to the Baseball Hall of Fame in the 2017 class.

### HIGHEST LEVEL OF ACHIEVEMENT: DOUBLE-A

---THE RODRIGUEZ FILE---

Flying Squirrels Debut:

N/A

Last Team:

Chattanooga Lookouts

Career Highs

IP(S): ..... 8.0, 4/12/17 @ TAM  
IP(R): ..... 3.0 (3x), Last, 8/7/17 vs JXN  
H: ..... 10 (2x), Last, 8/19/16 vs JUP  
BB: ..... 6, 5/7/16 @ GL  
SO: ..... 11, 9/1/15 vs BRS

### 2017

Made 11 starts with Fort Myers (A+) pitching to a 5-2 record and a 2.51 ERA... Allowed just 19 earned runs over 68.0 innings... Named a Florida State League Mid-Season All-Star... Promoted to Chattanooga (AA) on 6/13 where he pitched the remainder of the season appearing in 15 games and starting 13... Had a 5-4 record and a 3.94 ERA with the Lookouts... Finished the season tossing a combined career-high 143.1 innings with a 10-6 record and a 3.27 ERA.

### 2016

Started the season with Cedar Rapids (A) making 18 starts pitching a total of 101.0 innings... Had a record of 4-11 and a 4.08 ERA... Finished out the season with Fort Myers (A+) starting in five games collecting a 1-2 record and a 2.56 ERA... Held batters to a .248 batting average while with Fort Myers.

### 2015

Made stops at three different teams in the Twins organization... Made one appearance for Fort Myers (A+) on 4/26 tossing 2.0 scoreless innings... Would not pitch again until 6/4 with Cedar Rapids (A)... Pitched in two games with the Kernels before getting transferred to Elizabethton (R) where he would spend the remainder of the year as a starter... Made 12 starts compiling a 6-3 record and a 2.85 ERA... Named the Pitcher of the Year in the Appalachian League as well as a Post-Season All-Star.

### Personal & Miscellaneous

Made the transition from outfielder to pitcher following the 2013 season. ... Selected by the Minnesota Twins in the sixth round of the 2011 First-Year Player Draft out of Pace High School in Miami Gardens, Fla. ... His father, Ivan, spent 21 years in the Major Leagues, won 13 Gold Gloves and was a 14-time All-Star and was inducted into the Hall of Fame in 2017... Signed by the San Francisco Giants as a free agent on 11/15/17 and invited him to Spring Training.

### RODRIGUEZ' CAREER PITCHING STATISTICS

Year	Team	League	ORG	W	L	PCT	ERA	G	GS	CG	SHO	SV	SVO	IP	H	R	ER	HR	HB	BB	SO	WP	AVG
2014	Elizabethton	APP	MIN	2	2	.500	1.05	17	0	0	0	5	7	35.2	19	6	3	0	3	8	19	1	.211
2015	Fort Myers	FSL	MIN	0	0	—	0.00	1	0	0	0	0	0	2.0	1	0	0	0	0	2	2	1	.143
2015	Cedar Rapids	MID	MIN	0	1	.000	9.00	2	2	0	0	0	0	7.0	9	7	7	1	0	6	3	3	.300
2015	Elizabethton	APP	MIN	6	3	.667	2.85	12	12	0	0	0	0	66.1	64	28	21	5	3	11	61	9	.250
2016	Cedar Rapids	MID	MIN	4	11	.267	5.08	18	0	0	0	0	0	101.0	98	64	57	7	7	38	93	11	.254
2016	Fort Myers	FSL	MIN	1	2	.333	2.56	5	5	0	0	0	0	31.2	29	12	9	4	1	2	18	2	.248
2017	Fort Myers	FSL	MIN	5	2	.714	2.51	11	11	1	0	0	0	68.0	59	22	19	7	4	11	59	6	.238
2017	Chattanooga	SOU	MIN	5	4	.556	3.94	15	13	0	0	0	0	75.1	74	36	33	9	3	27	62	4	.255
Minor League Totals				23	25	.479	3.56	81	61	1	0	5	7	377.0	353	175	149	33	21	105	317	37	.248





# 2018 FLYING SQUIRRELS



## INF/OF Jerry Sands

Height/Weight: 6-4/225  
Bats/Throws: Right/Right  
Born: September 28, 1987 in Middletown, NY  
Resides: Wendell, NC  
Acquired: Selected by the Giants as a MLBFA June 3, 2017



### FUNN FACT

Sands has already logged plenty of miles in Major League Baseball since his call-up in 2011 with the Los Angeles Dodgers. Sands has played a total of 156 games in the big leagues with four different teams (Dodgers, Rays, Indians, White Sox). Somehow, Sands slipped through the cracks last year and wound up in the Independent ranks with Somerset. The Giants scooped him up to help an ailing Richmond team. Sands re-signed with San Francisco in the offseason.

### HIGHEST LEVEL OF ACHIEVEMENT: MLB

#### ---THE SANDS FILE---

Flying Squirrels Debut:

8/8/16 vs. TRN

Last Team:

Flying Squirrels

### Career Highs

Runs:.....4, 5/13/12 @ SLC  
Hits:.....5, 8/20/12 vs NEW  
HR:.....2 (Many), Last, 6/22/16 @ DUR  
RBI:.....8, 7/29/12 @ NAS  
SB:.....2, 6/9/10 @ BUR

## 2017

Started the season in the Atlantic League with the Somerset Patriots... Played in 39 games smashing 13 home runs, 14 doubles and 45 RBI's before the San Francisco Giants took notice... Sands was signed by the Giants as a free agent on 6/3 and assigned to Richmond (AA)... Spent the rest of the year in a Squirrels jersey utilized as a designated hitter and first baseman... Hit .298 over 64 games with 17 doubles, four home runs and 28 RBI's.

## 2016

Signed by the Chicago White Sox as a free agent on 12/23/15 with an invite to spring training... Started the season with the big league club appearing in 24 games garnering 13 hits in 55 at bats for a .236 average... Was designated for assignment to Charlotte where he spent the remainder of the season hitting .252 with 12 doubles, eight home runs and 37 RBI's.

## Personal & Miscellaneous

Born in Middletown, New York... Played at Catawba College in Salisbury, North Carolina... Drafted by the Los Angeles Dodgers in the 25th round of the 2008 MLB June draft... Made his MLB debut with Dodgers on 4/17/11... Played in 61 games with Los Angeles in 2011 hitting to a .253 average... Was traded twice in the 2012 offseason, once to the Boston Red Sox on 10/4/12 and then traded from Boston to the Pittsburgh Pirates on 12/26/12 along with closer Mark Melancon... After spending a season in the Pirates farm system, he was designated for assignment on 12/12/13... On 12/23/13, the Tampa Bay Rays claimed Sands off of waivers... He would go on to play in 12 games for the Rays in 2014 only receiving 21 official at bats and four hits, one of which was a home run... Following the 2013 season, Sands was signed by the Cleveland Indians as a free agent and quickly made it to the big league team where he would play in 50 games hitting .236 with four home runs and 19 RBI's... Sands was claimed off waivers by the Chicago White Sox on 12/23/15 and played in 23 big league games in the 2016 season... After the 2016 season, Sands went unsigned and started the 2017 season in the Independent League playing for Somerset Patriots. Lead the league in home runs (13), and RBI's (45) before getting signed by the San Francisco Giants on 6/3 and assigned to Richmond (AA).

## SANDS' CAREER BATTING STATISTICS

Year	Team	League	ORG	AVG	G	AB	R	H	2B	3B	HR	RBI	BB	IBB	SO	SB	CS	OBP	SLG	OPS
2008	GCL Dodgers	GCL	LAD	.205	46	146	29	30	4	0	10	33	29	0	43	5	0	.346	.438	.784
2009	Ogden	PIO	LAD	.350	41	163	41	57	9	2	14	39	22	1	28	0	1	.427	.687	1.114
2009	Great Lakes	MID	LAD	.260	32	104	22	27	7	2	5	19	15	0	32	1	0	.361	.510	.871
2010	Great Lakes	MID	LAD	.333	69	243	48	81	16	3	18	46	40	6	61	14	2	.432	.646	1.078
2010	Chattanooga	SOU	LAD	.270	68	259	54	70	12	2	17	47	33	2	62	4	0	.360	.529	.889
2011	Albuquerque	PCL	LAD	.278	94	370	78	103	21	3	29	88	38	2	86	3	1	.344	.586	.930
2011	Los Angeles (N)	NL	LAD	.253	61	198	20	50	15	0	4	26	25	0	51	3	3	.338	.389	.727
2012	Los Angeles (N)	NL	LAD	.174	9	23	2	4	2	0	0	1	1	0	9	0	0	.208	.261	.469
2012	Albuquerque	PCL	LAD	.296	119	452	84	134	17	4	26	107	59	1	106	1	0	.375	.524	.899
2013	GCL Pirates	GCL	PIT	.364	4	11	4	4	0	0	2	3	2	0	4	0	0	.462	.909	1.371
2013	Indianapolis	INT	PIT	.207	106	343	37	71	17	2	7	34	50	1	105	0	1	.311	.329	.640
2014	Durham	INT	TB	.268	54	190	32	51	12	0	9	36	26	0	53	1	0	.352	.474	.826
2014	Tampa Bay	AL	TB	.190	12	21	1	4	0	0	1	4	0	0	6	0	0	.227	.333	.560
2015	Columbus	INT	CLE	.287	66	223	41	64	12	1	14	46	45	0	40	1	2	.409	.538	.947
2015	Cleveland	AL	CLE	.236	50	123	11	29	5	1	4	19	9	0	36	0	0	.286	.390	.676
2016	Chicago	AL	CWS	.236	24	55	2	13	0	0	1	7	3	0	24	0	0	.276	.291	.567
2016	Charlotte	INT	CWS	.252	73	270	32	68	12	1	8	37	26	1	62	0	1	.318	.393	.711
2017	Richmond	EAS	SF	.298	64	215	30	64	17	4	5	28	38	2	44	3	1	.402	.484	.886
Minor League Totals				.276	836	2989	532	824	156	24	164	563	423	16	726	33	9	.367	.509	.875
Major League Totals				.238	156	420	36	100	22	1	10	57	38	0	126	3	3	.303	.367	.670



# 2018 FLYING SQUIRRELS

Organization

2018 Flying Squirrels

2017: In Review

History & Records

Eastern League

SF Giants

General Info



## RHP Cory Taylor

Height/Weight: 6-2/252  
Bats/Throws: Right/Right  
Born: December 14, 1993 in Laredo, TX  
Resides: Broken Arrow, OK  
Acquired: Selected by the Giants in the 8th round  
2015 MLB June Draft



### FUNN FACT

Taylor dominated for Dallas Baptist University in the NCAA Regionals against the University of Texas. Taylor pitched a complete game on 5/31/15 in his last outing as a Patriot. The righty punched out nine batters and allowed one run in an 8-1 victory. DBU was ranked as the #13 team in the country, but eventually lost in the Regional round to VCU. Richmond-native Matt Lees closed out the final game of the Regional with 3.2 scoreless innings to sink Taylor's Patriots.

### HIGHEST LEVEL OF ACHIEVEMENT: DOUBLE-A

---THE TAYLOR FILE---

Flying Squirrels Debut:

8/8/16 vs. TRN

Last Team:

San Jose Giants

### Career Highs

IP(S): .....7.1, 5/26/16 vs AUG  
IP(R): .....3.0 (3x), Last, 7/11/15 @ VAN  
H: .....11 (2x), Last, 8/17/17 @ HBG  
BB: .....6 (2x), Last, 8/10/17 vs POR  
SO: .....9 (2x), Last, 7/13/16 @ WV

### 2017

Was a member of the Richmond Flying Squirrels (AA) starting rotation all season... Named Eastern League Pitcher of the Week on 7/30 after tossing a seven-inning complete game shutout against Erie allowing just one hit in the win... Lasted six innings or more in nine of his 24 starts... Finished the second half of the season strong compiling a 3.10 ERA over nine starts and 52.1 innings.

### 2016

Spent the majority of the season with Augusta (A)... Finished second on the team in wins with 9 and third on the team in strikeouts with 100... Made two appearances for Richmond (AA) at the end of the year allowed just one earned run in 12 innings... Made three starts for San Jose (A+) going 9.1 innings and giving up seven earned runs.

### 2015

Pitched the full season with Salem-Keizer (SS)... Appeared in 18 games, all of which came from the bullpen... Posted a 2.45 ERA in 33 innings of work... Finished 3rd on the team in strikeouts with 50 and finished first on the team with 8 holds on the year.

### Personal & Miscellaneous

Born and raised in Laredo, TX... Drafted by the Giants in the eighth round of the 2015 MLB Draft out of Dallas Baptist University... While in his sophomore season at Dallas Baptist, Taylor made 16 appearances, including 14 starts... Posted a 4-4 record with 3.50 ERA... Recorded a team-high 90 strikeouts in 82.1 innings... Ranked No. 25 in the nation in strikeouts per nine innings with 9.84... Strikeout per nine inning average also ranks third best all-time in DBU Baseball history since the program joined the NCAA Division I ranks in 2004.

### TAYLOR'S CAREER PITCHING STATISTICS

Year	Team	League	ORG	W	L	PCT	ERA	G	GS	CG	SHO	SV	SVO	IP	H	R	ER	HR	HB	BB	SO	WP	AVG
2015	Salem-Keizer	NWL	SF	2	0	1.000	2.45	18	0	0	0	1	2	33.0	36	11	9	1	2	12	50	3	.286
2016	Augusta	SAL	SF	9	5	.643	2.58	18	18	0	0	0	0	97.2	99	44	28	4	7	25	100	11	.261
2016	Richmond	EAS	SF	1	0	1.000	0.75	2	2	0	0	0	0	12.0	10	4	1	0	0	5	10	0	.227
2016	San Jose	CAL	SF	1	1	.500	6.75	3	3	0	0	0	0	9.1	12	7	7	0	1	4	11	0	.300
2017	Richmond	EAS	SF	4	11	.267	4.30	25	24	2	1	0	0	127.2	125	66	61	9	5	58	100	12	.258
Minor League Totals				17	17	.500	3.41	66	47	2	1	1	2	279.2	282	132	106	14	15	104	271	26	.263



# 2018 FLYING SQUIRRELS



**c Matt Winn**

Height/Weight: 6-1/210  
Bats/Throws: Right/Right  
Born: August 5, 1992 in Richmond, VA  
Resides: Glen Allen, VA  
Acquired: Signed by the Giants in the 14th round  
2015 MLB June Draft



## FUNN FACT

On Opening Day 2016, Winn became the first Richmond-born player to suit up as a member of the Flying Squirrels. Winn earned the starting job out of Spring Training and spent the first few weeks in the Eastern League. Winn was sent down to Augusta on April 29, but returned as a celebrity guest to join the Squirrels for the Charity Hot Stove Banquet on Feb 2 at the Siegel Center. Bruce Bochy was the keynote speaker for the event.

## HIGHEST LEVEL OF ACHIEVEMENT: TRIPLE-A

---THE WINN FILE---  
Flying Squirrels Debut:  
4/7/16 @ HFD  
Last Team:  
Augusta Greenjackets

## Career Highs

Runs:.....3, 5/7/16 @ ROM  
Hits:.....4, 5/7/16 @ ROM  
HR:.....2, 8/5/16 @ ASH  
RBI:.....5, 8/5/16 @ ASH  
SB:.....1, 5/19/16 @ ROM

## 2017

The Virginia native started the season with Richmond (AA) appearing in 12 games behind the plate before getting transferred to San Jose (A+) where he played the majority of the season...Hit .215 with six home runs and 17 doubles over 71 games with San Jose... Appeared in six games with Sacramento (AAA) from 6/28-7/8 and got six hits in 18 at bats.

## 2016

Began the season with Richmond (AA) playing in 15 games before getting assigned to Augusta (A) for the remainder of the season... Started the season with a four game hit-streak...Awarded the South Atlantic League Player of the Week on 5/08/16 after tallying nine hits in 17 at-bats, four doubles and four RBI's...Named a mid-season All-Star in the South Atlantic League...Hit a career high 13 home runs on Augusta (A), tied for most on the team and slugged .395 for the season...Led the team in strike outs with 110.

## 2015

Made professional debut with the AZL Giants (R) on 6/28 against the AZL Cubs...Hit one of his only two home runs of the season in his first game...Played 16 games with the AZL Giants (R) before being promoted to Augusta (A) on 8/06/16 where he would finish the season...Hit .275 in Augusta (A) with seven doubles and 10 RBI's.

## Personal & Miscellaneous

Born and raised in Richmond, Va., Winn attended the Virginia Military Institute for four years before getting drafted by the Giants in the 14th round of the 2015 MLB draft... As a redshirt senior, he hit .304 with 14 home runs and played in all but one of VMI's games.

## WINN'S CAREER BATTING STATISTICS

Year	Team	League	ORG	AVG	G	AB	R	H	2B	3B	HR	RBI	BB	IBB	SO	SB	CS	OBP	SLG	OPS
2015	AZL	SF		.143	16	56	4	8	1	0	1	7	6	0	18	2	0	.219	.214	.433
2015	Augusta	SAL	SF	.275	20	69	9	19	7	0	1	10	5	0	18	0	0	.325	.420	.745
2016	Richmond	EAS	SF	.250	15	56	6	14	3	0	2	4	3	0	12	0	0	.288	.411	.699
2016	Augusta	SAL	SF	.230	95	331	45	76	13	1	13	49	44	0	110	1	1	.325	.393	.718
2017	Richmond	EAS	SF	.125	12	40	3	5	0	0	0	7	0	0	17	0	0	.255	.125	.380
2017	Sacramento	PCL	SF	.333	6	18	4	6	3	0	1	5	1	0	7	0	0	.350	.667	1.017
2017	San Jose	CAL	SF	.215	71	251	32	54	17	1	6	23	25	0	96	0	0	.288	.363	.651
	Minor League Totals			.222	235	821	103	182	44	2	24	98	91	0	278	3	1	.301	.368	.669

Organization

2018 Flying Squirrels

2017: In Review

History & Records

Eastern League

SF Giants

General Info



# 2017 IN REVIEW

Organization

2018 Flying Squirrels

2017: In Review

History & Records

Eastern League

SF Giants

General Info

## 2017: Top 10 Moments



### 10) Welcome to the RVA Boch!

2017 got off on the right foot with the Flying Squirrels Charity Hot Stove Banquet, headlined by San Francisco Giants Manager Bruce Bochy. The accomplished skipper signed autographs and recounted stories from his established career. The event raised over \$30,000 for Flying Squirrels Charities and Operation Renovating Richmond's Recreation.

### 9) And The Award Goes to...

During the annual Hot Stove Banquet, the Flying Squirrels handed out some much-deserved hardware. The annual Paul Keyes Award was given to VCU Head Coach Shawn Stiffler. Stiffler spent six seasons as Keyes' pitching coach and recruiting coordinator prior to his passing in 2012. In addition to the annual Paul Keyes Award, the Flying Squirrels introduced the "Spirit Award," given to one person who embodies the "funn, excitement and spirit of the Squirrels franchise." The first ever Spirit Award was given to Clubhouse Assistant I.J. Balaban, a mainstay for the team on and off the field.

### 8) New Man In Charge

Kyle Haines is announced as the sixth manager in Flying Squirrels history. Haines was publicly introduced to the Richmond community during halftime at a VCU basketball game. Haines became the youngest manager in team history at 34 years old.

### 7) Opening Night Sellout

On April 6, 2017 the Flying Squirrels announced a sellout crowd of 9,560 to kick off their eighth season at The Diamond. It was the eighth consecutive Opening Night sellout crowd. The Flying Squirrels later went on to set the single-game franchise record for attendance on July 4, 2018. The team announced a record crowd of 9,810 for the Independence Day celebration.

### 6) Brandon Crawford Returns to Richmond

While recovering from injury, Giants All-Star shortstop Brandon Crawford made a quick return to Richmond. On May 8, 2017 Crawford joined the reeling Flying Squirrels squad and helped advance them to a 3-1 win over the Altoona Curve. The Squirrels received the rare San Francisco Giants player rehab appearance with the Giants on the East Coast playing a series against the New York Mets. Crawford became the fourth Giants player to rehab with Richmond, joining Ryan Vogelsong, Matt Cain and Josh Osich. Eduardo Nunez would later join the team on the road in a quick rehab stint.





# 2017 IN REVIEW



## 2017: Top 10 Cont..



### 5) The Future of the Giants is SHAWESOME!

Despite the team's slow start to the season, Squirrels first baseman-turned-left fielder Chris Shaw (Twitter handle: @shawesome) was outstanding during his stay in Richmond. The Giants #3 prospect cranked out ten doubles and six home runs while batting .301 through the first two months of the season. Shaw was (and still is) looked upon by Giants fans as the left fielder of the future and was promoted to Triple-A Sacramento on May 23. Shaw continued to excel at the next level and was named "Giants Prospect of the Year" by MLB.com

### 4) Moronta Makes It... Sort Of.

As Brandon Crawford returned the Giants, Flying Squirrels closer Reyes Moronta was also summoned from Richmond to join the Major League squad. Moronta, a member of the 40-man roster, was called up on May 10 to replace the injured Mark Melancon. The burly right-hander arrived in New York to meet the team. He suited up in a matinee 6-5 Giants win over the Mets, but did not appear in the contest. The next day he was sent back down to Richmond to make room for Crawford's return to the active roster. Moronta eventually made his MLB debut on September 5 and was reunited with 2017 teammate Miguel Gomez in San Francisco.

### 3) Independence Day Spectacular

July 4th at The Diamond is a time-honored Richmond tradition, and the 2107 version did not disappoint. In front of a record crowd of 9,810 fans, the Flying Squirrels defeated the Erie SeaWolves in a thrilling 4-3 walkoff win. Richmond plated a pair of runs in the eighth inning to tie the game and sent The Diamond into a tizzy when C.J. Hinojosa lined a game-winning single into right field.

### 2) Gage & Herb Go The Distance

Up until the 2017 season, only three Flying Squirrels starting pitchers had gone the distance to toss 9.0 inning complete games. (Mike McDonald, Jack Snodgrass and Tyler Beede). At the end of the 2017 season, that number increased to five pitchers that went the distance. Matt Gage became the fourth Flying Squirrels pitcher to toss a nine-inning complete game on 6/22 against Hartford. Gage allowed just five hits while striking out three in the win and he did so in 106 pitches. Almost two months later, on 8/21, Tyler Herb went the distance tossing a complete game allowing just one earned run while striking out four. Herb needed just 89 pitches to seal the win for the Squirrels.

### 1) We salute you Army Veteran Kal Skeirik

On July 29, 2017, 100-year-old World War II Army Veteran Kal Skeirik threw out the ceremonial first on Military Appreciation Night. Skeirik served in intelligence for the 14th Armored Division and was sent to the front lines of battle in France. The hero was presented with a Flying Squirrels jersey, stitched with the number "100" on the back. Kal had been working on his fastball weeks leading up to the event.



Organization

2018 Flying Squirrels

2017: In Review

History & Records

Eastern League

SF Giants

General Info





# 2017 IN REVIEW

Organization

2018 Flying Squirrels

2017: In Review

History & Records

Eastern League

SF Giants

General Info

## FIELD STAFF HISTORY



### 2010

STAFF	W	L	PCT	GB	AVG	HR	ERA
Manager: Andy Skeels	68	73	.482	13.5	.253	71	3.71
Hitting Coach: Russ Morman	Pitching Coach: Ross Grimsley						
Athletic Trainer: Eric Ortega							

### 2011

STAFF	W	L	PCT	GB	AVG	HR	ERA
Manager: Dave Machemer	76	66	.563	4.0	.247	83	3.46
Hitting Coach: Kenny Joyce	Pitching Coach: Ross Grimsley						
Athletic Trainer: Eric Ortega	Strength Coach: Garrett Sherrill						

### 2012

STAFF	W	L	PCT	GB	AVG	HR	ERA
Manager: Dave Machemer	70	71	.496	12.0	.255	76	3.51
Hitting Coach: Kenny Joyce	Pitching Coach: Ross Grimsley						
Athletic Trainer: L.J. Petra	Strength Coach: Jim Bose						

### 2013

STAFF	W	L	PCT	GB	AVG	HR	ERA
Manager: Dave Machemer	70	72	.493	7.0	.252	109	4.32
Hitting Coach: Kenny Joyce	Pitching Coach: Ross Grimsley						
Athletic Trainer: L.J. Petra	Strength Coach: Brad Lawson						

### 2014

STAFF	W	L	PCT	GB	AVG	HR	ERA
Manager: Russ Morman	79	63	.556	-	.256	74	3.60
Hitting Coach: Kenny Joyce	Pitching Coach: Ross Grimsley						
Athletic Trainer: David Getsoff	Strength Coach: Adam Vish						

### 2015

STAFF	W	L	PCT	GB	AVG	HR	ERA
Manager: Jose Alguacil	79	63	.556	-	.256	74	3.60
Hitting Coach: Kenny Joyce	Pitching Coach: Steve Kline						
Athletic Trainer: David Getsoff	Strength Coach: Adam Vish						

### 2016

STAFF	W	L	PCT	GB	AVG	HR	ERA
Manager: Miguel Ojeda	62	79	.440	15.0	.257	83	3.48
Hitting Hector Borg	Pitching Coach: Steve Kline						
Athletic Trainer: David Getsoff	Strength Coach: Mike Lidge						







# 2017 IN REVIEW



## MANAGER HISTORY(CONT.)/FINAL STANDINGS

### 2017

STAFF	W	L	PCT	GB	AVG	HR	ERA
Manager: Kyle Haines	72	68	.514	6.0	.249	61	3.12
Hitting Coach: Lipso Nava	Pitching Coach: Steve Kline						
Athletic Trainer: Garrett Havig	Strength Coach: Andy King						

### 2018

STAFF	W	L	PCT	GB	AVG	HR	ERA
Manager: Willie Harris	N/A	N/A	N/A	N/A	N/A	N/A	N/A
Hitting Coach: Francisco Morales	Pitching Coach: Glenn Dishman						
Athletic Trainer: Hiro Sato	Strength Coach: Jonathan Medici						

Organization

2018 Flying Squirrels

2017: In Review

History & Records

Eastern League

SF Giants

General Info

## WESTERN DIVISION

TEAM	W	L	PCT	GB	HOME	AWAY	DIV
Altoona Curve #	74	66	.529	-	40-30	34-36	46-47
Bowie Baysox @	72	68	.514	2.0	39-31	33-37	52-38
Akron RubberDucks	69	71	.493	5.0	39-33	30-38	38-43
Erie SeaVolves	65	75	.464	9.0	39-29	26-46	41-40
Richmond Flying Squirrels	63	77	.450	11.0	34-36	29-41	42-42
Harrisburg Senators	60	80	.429	14.0	30-40	30-40	33-42

# - Division Winner @ - Wild Card Entrant

## EASTERN DIVISION

TEAM	W	L	PCT	GB	HOME	AWAY	DIV
Trenton Thunder#	92	48	.657	-	52-20	40-28	53-23
Binghamton Rumble Ponies @	85	54	.612	6.5	42-24	43-30	42-36
Reading Fightin Phils	72	68	.514	20.0	37-33	35-35	30-42
Portland Sea Dogs	65	74	.468	26.5	37-33	28-41	45-57
Hartford Yard Goats	62	77	.446	25.5	34-36	28-41	36-34
New Hampshire Fisher Cats	59	80	.424	32.5	29-41	30-39	30-39

# - Division Winner @ - Wild Card Entrant

## 2017 POSTSEASON

### Eastern Division Series:

Trenton over Binghamton, 3-1

Game 1: Binghamton 4, Trenton 1

Game 2: Trenton 9, Binghamton 6

Game 3: Trenton 2, Binghamton 0

Game 4: Trenton 9, Binghamton 1

### Western Division Series:

Altoona Curve over Bowie, 3-0

Game 1: Altoona 2, Bowie 0

Game 2: Altoona 8, Bowie 4

Game 3: Altoona 6, Bowie 1

### Eastern League Championship Series

Altoona Curve Defeats Trenton, 3-0

Game 1: Altoona 2, Trenton 1

Game 2: Altoona 4, Trenton 2

Game 3: Altoona 4, Trenton 2





# 2017 IN REVIEW

## EASTERN LEAGUE AWARDS

Eastern League Most Valuable Player .....	Garabez Rosa, BOW
Eastern League Rookie of the Year .....	Francisco Mejia, AKR
Eastern League Pitcher of the Year .....	Corey Oswalt, BNG
Eastern League Post-Season Most Valuable Player .....	Mitch Keller, ALT
Eastern League Manager of the Year .....	Bobby Mitchell, TRN

## 2017 EASTERN LEAGUE POSTSEASON ALL-STAR TEAM

First Base .....	Edwin Espinal, Altoona	Catcher .....	Francisco Mejia, Akron
Second Base .....	Luis Guillorme, Binghamton	Utility Player .....	Garabez Rosa, Bowie
Second Base .....	Thairo Estrada, Trenton	Designated Hitter .....	Eric Haase, Akron
Third Base .....	Josh Fuentes, Hartford	RH Starting Pitcher .....	Corey Oswalt, Binghamton
Outfield .....	Christin Stewart, Reading	LH Starting Pitcher .....	P.J. Conlon, Binghamton
Outfield .....	Danny Mars, Portland	Relief Pitcher .....	Shane Broyles, Hartford
Outfield .....	Jeremy Barfield, Portland		

## 2017 EASTERN LEAGUE MID-SEASON ALL-STARS

### EASTERN DIVISION ROSTER

Pitchers: Conner Greene (NH), Corey Oswalt (BNG), Drew Anderson (REA), Dusty Isaacs (NH), Justus Sheffield (TRN), Nester Cortes (TRN), P.J. Conlon (BNG), Shane Broyles (HFD), Teddy Stankiewicz (POR), Williams Jerez (POR), Yacksel Rios (REA), Yefry Ramirez (HFD), Yency Almonte (HFD), Catchers: Danny Jansen (NH), Tomas Nido (BNG), Infielders: Mike Ford (TRN), Ryan McBroom (NH), Ashley Graeter (HFD), Thairo Estrada (TRN), Mitch Waldring (REA), Rafael Devers (POR), Gunnar Heidt (NH), Luis Guillorme (BNG), Carlos Tocci (REA), Danny Mars (POR), Drew Weeks (HFD), Jiandido Tromp (REA), Kevin Taylor (BNG), Zach Zehner (TRN)

### WESTERN DIVISION ROSTER

Pitchers: Alex McRae (ALT), Cameron Hill (ALT), Jairo Labourt (ERI), John Simms (HBG), Lucas Long (BOW), Matt Gage (RIC), Montana DuRapau (ALT), Ryan Brinley (HBG), Tanner Scott (BOW), Thomas Pannone (AKR), **Tyler Cyr (RIC)**, Catchers: Francisco Mejia (AKR), Raudy Read (HBG), Infielders: Dominic Ficocello (ERI), Edwin Espinal (ALT), Jose Marmalejos (HBG), Garabez Rosa (BOW), Kevin Kramer (ALT), Aderlin Rodriguez (BOW), Gabriel Quintana (ERI), **Miguel Gomez (RIC)**, Wyatt Mathisen (ALT), Adrian Marin (BOW), **C.J. Hinojosa (RIC)**, Yu-Cheng Chang (AKR), Christin Stewart (ERI), Jordan Luplow (ALT), Mike Gerber (ERI), **Slade Heathcott (RIC)**

## 2017 EASTERN LEAGUE WEEKLY AWARD WINNERS

### Batters

APR 6-16 .....	Cedric Mullins, BOW
APR 17-23 .....	Ryan McMahon, HFD
APR 24-30 .....	Champ Stuart, BNG
MAY 1-7 .....	Rafael Devers, POR
MAY 8-14 .....	Mike Gerber, ERI
MAY 15-21 .....	Scott Kingery, REA
MAY 22-28 .....	Gabriel Quintana, ERI
MAY 29-JUN 4 .....	Jordan Luplow, ALT
JUN 5-11 .....	Francisco Mejia, AKR
JUN 12-18 .....	Billy McKinney, TRN
JUN 19-25 .....	Jiandido Tromp, REA
JUN 26-JUL 2 .....	Jorge Mateo, TRN
JUL 3-9 .....	Eric Haase, AKR
JUL 10-16 .....	Billy Fleming, TRN
JUL 17-23 .....	Josh Fuentes, HFD
JUL 24-30 .....	Jeremy Barfield, POR
JUL 31-AUG 6 .....	Josh Fuentes, HFD
AUG 7-13 .....	Harold Castro, ERI
AUG 14-20 .....	Reese McGuire, NH
AUG 21-27 .....	Jose Marmolejos, HBG
AUG 28-SEP 4 .....	Yadiel Hernandez, HBG

### Pitchers

APR 6-16 .....	Chance Adams, TRN
APR 17-23 .....	Yency Almonte, HFD
APR 24-30 .....	Julian Merryweather, AKR
MAY 1-7 .....	P.J. Conlon, BNG
MAY 8-14 .....	Drew Anderson, REA
MAY 15-21 .....	Yefry Ramirez, TRN
MAY 22-28 .....	Justus Sheffield, TRN
MAY 29-JUN 4 .....	Drew Anderson, REA
JUN 5-11 .....	Ronald Herrera, TRN
JUN 12-18 .....	Justus Sheffield, TRN
JUN 19-25 .....	<b>Matt Gage, RIC</b>
JUN 26-JUL 2 .....	David Hess, BOW
JUL 3-9 .....	Brody Koerner, TRN
JUL 10-16 .....	Chris Flexen, BNG
JUL 17-23 .....	P.J. Conlon, BNG
JUL 24-30 .....	<b>Cory Taylor, RIC</b>
JUL 31-AUG 6 .....	Corey Oswalt, BNG
AUG 7-13 .....	Beau Burrows, ERI
AUG 14-20 .....	<b>Dan Slania, RIC</b>
AUG 21-27 .....	David Hess, BOW
AUG 28-SEP 4 .....	Austin Coley, ALT



# 2017 IN REVIEW



## EASTERN LEAGUE 2017 TEAM BATTING

TEAM BATTING	AVG	G	AB	R	H	TB	2B	3B	HR	RBI	SAC	SF	HBP	BB	IBB	SO	SB	CS	SLG	OBP
Bowie	.283	140	4816	697	610	1361	2100	268	21	143	661	32	49	429	15	940	68	36	.436	.345
Portland	.264	139	4549	619	680	1202	1855	239	18	126	578	33	53	413	13	1050	62	38	.408	.331
Trenton	.264	140	4560	659	442	1202	1836	237	44	103	616	28	51	492	7	935	79	43	.403	.339
Erie	.261	140	4666	614	643	1218	1950	236	29	146	573	24	49	429	6	1059	86	39	.418	.327
Reading	.261	140	4700	642	600	1226	1985	240	30	153	590	29	52	423	11	1080	87	36	.422	.326
Binghamton	.260	139	4457	582	462	1159	1619	222	20	66	540	35	40	503	15	918	111	45	.363	.337
Harrisburg	.258	140	4614	588	671	1189	1783	225	21	109	538	54	44	468	9	1082	67	31	.386	.330
Altoona	.255	140	4666	584	563	1192	1786	223	37	99	540	48	63	454	23	931	83	49	.383	.327
New Hampshire	.255	139	4460	564	650	1139	1680	230	22	89	512	30	59	464	13	953	97	52	.377	.330
Akron	.251	140	4507	621	664	1132	1843	227	26	144	589	33	70	482	10	1147	115	47	.409	.330
Richmond	.250	140	4591	523	603	1148	1731	238	33	93	485	36	41	399	13	971	41	31	.377	.313
Hartford	.246	139	4506	549	654	1107	1715	210	31	112	515	55	61	439	22	1145	111	82	.381	.319

## EASTERN LEAGUE 2017 HITTING LEADERS

BATTING AVERAGE*		HITS		WALKS		OBP*	
(Min. 378 PA)						(Min. 378 PA)	
Rosa, Garabez, BOW	.310	Rosa, Garabez, BOW	162	Ford, Mike, TRN	76	Ford, Mike, TRN	.410
Tocci, Carlos, REA	.307	Estrada, Thairo, TRN	149	Guillorme, Luis, BNG	72	Ficociello, Dominic, ERI	.379
Fuentes, Josh, HFD	.307	Mars, Danny, POR	145	Davis, Jonathan, NH	69	Hernandez, Yadiel, HBG	.379
Ficociello, Dominic, ERI	.306	Guillorme, Luis, BNG	136	Stewart, D.J., BOW	65	Stewart, D.J., BOW	.378
Mars, Danny, POR	.304	Rodriguez, Aderlin, BOW	135	Zehner, Zack, TRN	64	Wynns, Austin, BOW	.377
GAMES		DOUBLES		INTENTIONAL WALKS		SLG*	
						(Min. 378 PA)	
Stewart, Christin, ERI	136	Urena, Richard, NH	36	Rodriguez, Aderlin, BOW	5	Barfield, Jeremy, POR	.584
McBroom, Ryan, TRN	134	Tromp, Jandido, REA	31	Ford, Mike, TRN	5	Haase, Eric, AKR	.574
Thompson, David BNG	133	Quintana, Gabriel, ERI	30			Fuentes, Josh, HFD	.517
Bradley, Bobby, AKR	131	Stewart, Christin, ERI	29			Walding, Mitch, REA	.516
2 others tied	129	Thompson, David, BNG	29			Stewart, Christin, ERI	.501
AT-BATS		TRIPLES		STRIKEOUTS		OPS*	
						(Min. 378 PA)	
Rosa, Garabez, BOW	523	Fuentes, Josh, HFD	7	Heidt, Gunnar, NH	138	Barfield, Jeremy, POR	.944
Urena, Richard NH	510	<b>Gindl, Caleb, RIC</b>	7	Stewart, Christin, ERI	138	Fuentes, Josh, HFD	.869
Estrada, Thairo, TRN	495	Tocci, Carlos, REA	7	Chang, Yu-Cheng, AKR	134	Ford, Mike, TRN	.861
McBroom, Ryan, TRN	486	9 others tied at 5.		Martin, Kyle, REA	134	Stewart, D.J., BOW	.859
Stewart, Christin, ERI	485			Ward, Drew, HBG	131	Walding, Mitch, REA	.842
TOTAL BASES		HOME RUNS		STOLEN BASES		EXTRA-BASE HITS	
		Stewart, Christin, ERI	28				
Stewart, Christin, ERI	243	Barfield, Jeremy, POR	27	Stuart, Champ, BNG	35	Stewart, Christin, ERI	60
Rosa, Garabez, BOW	232	Haase, Eric, AKR	26	Coppola, Zachary, REA	29	Quintana, Gabriel, ERI	55
Rodriguez, Aderlin, BOW	228	Walding, Mitch, REA	25	Biondi, Patrick, BNG	26	Chang, Yu-Cheng, AKR	53
Tromp, Jandido, REA	221	Chang, Yu-Cheng, AKR	24	White, Max, HFD	24	Tromp, Jandido, REA	52
Stewart, D.J., BOW	220		3 others tied		21	Bradley, Bobby, AKR	51
RUNS		RBI		CAUGHT STEALING		HIT BY PITCH	
		Dylan Cozens, REA	125				
Stewart, D.J., BOW	80	Rhys Hoskins, REA	116	Weeks, Drew, HFD	14	McBroom, Ryan, TRN	14
Davis, Jonathan, NH	75	Dominic Smith, BIN	91	Davis, Johnathan, NH	14		
Rosa, Garabez, BOW	75	Dustin Fowler, TRN	88	Reyes, Pablo, ALT	14		
Estrada, Thairo, TRN	72	Nellie Rodriguez, AKR	85				
Chang, Yu-Cheng, AKR	72						

Organization

2018 Flying Squirrels

2017: In Review

History & Records

Eastern League

SF Giants

General Info





# 2017 IN REVIEW

## EASTERN LEAGUE FINAL 2017 PITCHING STATISTICS

TEAM PITCHING	W-L	PCT	ERA	G	GS	CG	SHO	SV	IP	H	R	ER	HR	SAC	SF	HB	BB	IBB	SO	WP	BK
Trenton	92-48	.657	2.83	140	140	7	20	47	1211.1	1057	442	381	92	31	22	53	429	19	1160	50	8
Binghamton	85-54	.612	3.20	139	139	14	20	41	1176.2	1079	462	419	86	41	36	31	365	19	990	53	8
Altoona	74-66	.529	3.67	140	140	2	9	46	1238.1	1229	563	505	82	36	37	68	464	11	1046	77	5
Reading	72-68	.514	3.94	140	140	1	8	35	1214.0	1157	600	532	134	39	44	52	467	10	960	98	10
Richmond	63-77	.450	4.04	140	140	5	8	29	1201.1	1200	603	539	96	58	38	56	497	8	1032	85	4
Bowie	72-68	.514	4.10	140	140	3	9	36	1219.1	1226	610	556	126	30	36	45	491	8	1097	70	2
Erie	65-75	.464	4.22	140	140	4	9	38	1205.1	1250	643	565	128	29	41	40	397	15	1097	44	5
Hartford	62-77	.446	4.35	139	139	5	10	37	1203.0	1214	654	581	134	39	42	58	413	22	971	67	9
Akron	69-71	.493	4.43	140	140	3	7	39	1188.2	1214	664	585	125	34	46	52	397	8	958	80	4
New Hampshire	59-80	.424	4.47	139	139	2	6	26	1175.0	1182	650	584	133	31	52	51	496	18	962	52	4
Harrisburg	60-80	.429	4.50	140	140	4	5	38	1199.0	1257	671	599	136	45	45	54	441	16	899	63	4
Portland	65-74	.468	4.62	139	139	4	12	26	1170.1	1210	680	601	111	24	42	72	538	3	1039	82	12

## EASTERN LEAGUE 2017 PITCHING LEADERS

WINS	COMPLETE GAMES	HITS	STRIKEOUTS
Ramirez, Yefry, BOW	15 Conlon, P.J., BNG	3 Alexander, Tyler, ERI	178 Castellani, Ryan, HFD
Oswalt, Corey, BNG	12 Ramirez, Yefry, BOW	3 McRae, Alex, ALT	170 Means, John, BOW
Delgado, Casey, BNG	11 8 others tied	2 Wynkoop, Jack, HFD	170 Hess, David, BOW
Hess, David, BOW	11	Harris, Jon, NH	169 Reid-Foley, Sean, NH
4 others tied at 10.	SHUTOUTS	Stankiewicz, Teddy, POR	169 Alexander, Tyler, ERI
LOSSES	SAVES	RUNS	WHIP
Conlon, P.J., BNG	3	(Min. 0.8 IP/league games)	
13 others tied	1		
Ball, Trey, POR	12	French, Parker, HFD	108 Pannone, Thomas, NH
Castellani, Ryan, HFD	12	Harris, Jon, NH	97 Simms, John, HBG
6 others tied	11	Alexander, Tyler, NH	95 Oswalt, Corey, BNG
		Castellani, Ryan, HFD	94 Coley, Austin, ALT
		Ball, Trey, POR	93 Long, Lucas, BOW
ERA	GAMES FINISHED	EARNED RUNS	HOLDS
(Min. 0.8 IP/league games)			
Oswalt, Corey, BNG	2.28	21	
Pannone, Thomas, NH	2.92 Broyles, Shane, HFD	19 French, Parker, HFD	91 Peterson, Tim, BNG
Long, Lucas, BOW	2.95 Burns, Cory, BNG	18 Harris, Jon, NH	86 Keselica, Sean, ALT
Coley, Austin, ALT	3.01 <b>Cyr, Tyler, RIC</b>	15 Castellani, Ryan, HFD	84 <b>Martin, Jarret, RIC</b>
Anderson, Tanner, ALT	3.38 Coshow, Cale, TRN	14 Viza, Tyler, REA	81 Davis, Austin, REA
	2 others tied	Alexander, Tyler, NH	78 Johnson, D.J., HFD
GAMES	HOME RUNS	AVERAGE AGAINST	
Broyles, Shane, HFD	47		
<b>Cyr, Tyler, RIC</b>	47 Broyles, Shane, HFD		
Scioneaux, Tate, ALT	47 Coshow, Cale, TRN		
<b>Alvarado, Carlos, RIC</b>	43 <b>Cyr, Tyler, RIC</b>		
Johnson, D.J., HFD	43 Burns, Cory, BNG		
	Hill, Cameron, AKR		
GAMES STARTED	INNINGS PITCHED	WALKS	
Castellani, Ryan, HFD	27	Greene, Conner, NH	83
Reid-Foley, Sean, NH	27 Castellani, Ryan, HFD	<b>Taylor, Cory, RIC</b>	<b>58 STRIKEOUTS/9 (Relievers)</b>
4 others tied	26 Hess, David, BOW	Ball, Trey, POR	57 Isaacs, Dusty, NH
	Wynkoop, Jack, HFD	3 others tied at 55.	<b>Alvarado, Carlos, RIC</b>
	McRae, Alex, ALT		Smith, Josh, POR
	Coley, Austin, ALT		Meisinger, Ryan, BOW
			Garcia, Jason, BOW





# 2017 IN REVIEW



## FLYING SQUIRRELS 2017 BATTING STATISTICS

BATTERS	G	AB	R	H	2B	3B	HR	RBI	BB	IBB	SO	SB	CS	OBP	SLG	AVG	E
Jeff Arnold	61	185	19	34	10	1	6	22	29	2	70	0	1	.300	.346	.184	2
Brandon Bednar	117	411	54	115	24	1	1	34	26	0	63	2	2	.326	.350	.280	10
T.J. Bennett	24	66	11	16	6	1	1	4	6	0	12	0	0	.315	.409	.242	5
Daniel Carbonell	55	190	21	46	11	1	4	22	11	1	39	5	2	.288	.374	.242	4
Ali Castillo	34	101	1	30	3	0	0	7	6	0	9	1	2	.336	.327	.297	5
Hunter Cole	83	281	29	70	20	5	7	34	31	0	64	2	1	.323	.431	.249	2
Brandon Crawford	2	8	1	4	1	0	0	0	0	0	0	0	0	.500	.625	.500	0
Dylan Davis	99	327	32	71	17	0	10	38	26	0	92	0	0	.280	.361	.217	5
Carlos Garcia	47	132	15	32	4	1	2	12	3	0	20	6	3	.266	.333	.242	4
Aramis Garcia	22	78	11	22	12	0	0	8	9	0	21	0	0	.360	.436	.282	3
Caleb Gindl	44	169	27	48	4	7	8	25	14	1	35	0	1	.335	.533	.284	1
Miguel Gomez	78	308	43	94	19	2	8	38	12	0	36	0	0	.330	.458	.305	12
Slade Heathcott	93	347	52	91	20	2	12	33	37	0	88	8	6	.339	.435	.262	4
C.J. Hinojosa	99	373	47	99	16	0	4	35	31	1	42	5	4	.321	.340	.265	9
K.C. Hobson	56	203	26	50	5	1	11	35	17	1	55	1	0	.305	.443	.246	2
Tyler Horan	33	78	6	17	3	1	1	9	7	2	22	0	2	.279	.321	.218	0
Ryan Lollis	57	165	9	38	4	0	0	13	10	0	25	1	1	.277	.255	.230	1
Rando Moreno	68	185	13	37	5	0	0	16	12	0	25	3	3	.247	.227	.200	7
Eduardo Nunez	1	3	1	1	1	0	0	0	2	1	0	1	0	0	.333	.667	0
Jerry Sands	64	215	30	64	17	4	5	28	38	2	44	3	1	.402	.484	.298	2
Myles Schroder	89	332	47	86	22	4	7	30	36	0	76	4	1	.353	.413	.259	7
Chris Shaw	37	133	16	40	10	0	6	29	18	0	26	0	0	.390	.511	.301	1
Adam Sonabend	4	13	1	3	1	0	0	2	1	0	2	0	0	.286	.308	.231	0
Matt Winn	12	40	3	5	0	0	0	0	7	0	17	0	0	.255	.125	.125	3
Eliezer Zambrano	35	115	4	23	2	1	0	4	3	0	19	0	1	.220	.235	.200	2

## FLYING SQUIRRELS' FINAL 2017 INDIVIDUAL BATTING LEADERS

BATTING AVERAGE* (Min. 200 PA)	HITS	WALKS	OBP* (Min. 200 PA)
Miguel Gomez .305	C.J. Hinojosa	99 Jerry Sands	38 Jerry Sands .401
Chris Shaw .301	Miguel Gomez	94 Slade Heathcott	37 Myles Schroder .353
Jerry Sands .298	Slade Heathcott	91 Myles Schroder	36 Slade Heathcott .339
Brandon Bednar .280	Myles Schroder	86 C.J. Hinojosa	31 Miguel Gomez .330
C.J. Hinojosa .265	Dylan Davis	71 Hunter Cole	31 Brandon Bednar .326
GAMES	DOUBLES	INTENTIONAL WALKS	SLG* (Min. 200 PA)
Hunter Cole 126	Brandon Bednar	24 Jeff Arnold	2 Jerry Sands .484
Ryder Jones 126	Myles Schroder	22 Jerry Sands	2 Miguel Gomez .458
Christian Arroyo 119	Slade Heathcott	20 Chris Shaw	2 K.C. Hobson .443
Tyler Horan 92	Hunter Cole	20 K.C. Hobson	2 Slade Heathcott .435
Carlos Moncrief 72	Miguel Gomez	19 5 others tied	1 Hunter Cole .431
AT-BATS	TRIPLES	STRIKEOUTS	SAC BUNTS
Brandon Bednar 411	Caleb Gindl	7 Dylan Davis	92 C.J. Hinojosa 6
C.J. Hinojosa 373	Hunter Cole	5 Slade Heathcott	88 Slade Heathcott 5
Slade Heathcott 347	Jerry Sands	4 Myles Schroder	76 Myles Schroder 5
Myles Schroder 332	Miguel Gomez	4 Jeff Arnold	70 Brandon Bednar 3
Dylan Davis 327	2 others tied	2 Hunter Cole	64 Others 1
PLATE APPEARANCES	HOME RUNS	STOLEN BASES	EXTRA-BASE HITS
Ricky Oropesa 499	Slade Heathcott	12 Slade Heathcott	8
Mitch Delfino 494	K.C. Hobson	11 Carlos Garcia	6
Rando Moreno 484	Dylan Davis	10 Daniel Carbonell	5
Devin Harris 442	Miguel Gomez	8 C.J. Hinojosa	5
Myles Schroder 406	Caleb Gindl	8 Myles Schroder	5
RUNS	RBI	CAUGHT STEALING	HIT BY PITCH
Brandon Bednar 54	Miguel Gomez	38 Slade Heathcott	5 Myles Schroder 12
Slade Heathcott 52	Dylan Davis	38 C.J. Hinojosa	Slade Heathcott 4
C.J. Hinojosa 47	C.J. Hinojosa	35 Rando Moreno	Brandon Bednar 4
Myles Schroder 47	K.C. Hobson	35 4 others tied	Others 3
Miguel Gomez 43	Brandon Bednar	34	





# 2017 IN REVIEW

## FLYING SQUIRRELS' FINAL 2017 PITCHING STATISTICS

PITCHERS	W	L	ERA	G	GS	CG	SHO	SV	SVO	IP	H	R	ER	HR	HB	BB	SO	AVG
Alvarado, Carlos	1	4	3.22	43	0	0	0	2	5	58.2	50	21	21	6	0	28	70	.213
Balester, Collin	1	4	2.75	12	1	0	0	1	2	19.2	15	7	6	1	0	3	21	.211
Black, Vic	1	1	5.28	19	0	0	0	0	1	29.0	27	20	17	2	2	28	16	.245
Cabrera, Yordy	0	1	7.04	11	0	0	0	0	0	15.1	25	15	12	3	4	10	11	.368
Coonrod, Sam	4	11	4.69	24	18	0	0	0	1	103.2	96	62	54	7	10	42	94	.249
Cyr, Tyler	5	2	2.19	47	0	0	0	18	20	49.1	50	20	12	3	2	20	57	.260
Flores, Jose	3	1	2.09	19	7	0	0	0	0	47.1	33	12	11	0	1	15	45	.194
Gage, Matt	4	4	2.88	13	13	1	1	0	0	78.0	77	25	25	5	4	20	55	.261
Gindl, Caleb	1	0	0.00	1	0	0	0	0	0	2.0	1	0	0	0	0	3	2	.167
Hall, Cody	4	2	2.79	25	0	0	0	1	5	29.0	23	10	9	3	0	12	40	.215
Halstead, Ryan	2	0	4.56	26	0	0	0	0	0	23.2	28	13	12	3	0	7	21	.295
Herb, Tyler	2	3	2.76	10	10	1	0	0	0	65.1	61	27	20	5	3	18	48	.246
Horan, Tyler	1	0	9.00	1	0	0	0	0	0	1.0	1	1	1	0	1	2	0	.250
Johnson, Jordan	4	6	4.48	21	15	0	0	0	0	92.1	89	51	46	12	4	37	65	.259
Johnson, Stephen	0	1	9.82	6	0	0	0	0	0	3.2	3	5	4	2	1	3	4	.200
Jones, Christian	0	3	5.33	20	0	0	0	1	1	25.1	34	16	15	2	2	12	24	.330
Lollis, Ryan	0	0	0.00	1	0	0	0	0	0	1.0	0	0	0	0	0	2	0	.000
Lujan, Matt	4	5	4.99	15	11	0	0	0	0	70.1	88	39	39	8	1	18	55	.307
Martin, Jarret	4	2	2.04	37	1	0	0	1	1	39.2	22	9	9	0	3	30	40	.167
Martinez, Rodolfo	0	0	5.63	8	0	0	0	0	0	8.0	12	7	5	0	1	5	5	.364
McNamara, Dillon	0	3	5.48	8	6	0	0	0	0	21.1	19	14	13	3	0	12	11	.238
Moreno, Rando	0	0	18.00	2	0	0	0	0	0	2.0	4	4	4	1	0	2	0	.444
Moronta, Reyes	0	1	4.00	19	0	0	0	5	8	18.0	15	9	8	1	0	12	26	.217
Pino, Luis	0	0	11.66	11	8	0	0	0	0	14.2	26	19	19	0	1	8	10	.394
Reed, Nate	3	2	6.40	11	8	0	0	0	0	52.0	62	39	37	6	4	26	44	.207
Rosin, Seth	2	1	4.67	22	1	0	0	0	4	27.0	31	14	14	6	0	7	26	.304
Slania, Dan	5	3	3.59	13	13	1	1	0	0	80.1	81	35	32	5	0	28	0	.266
Snelten, D.J.	4	1	1.66	15	0	1	0	0	0	21.2	19	6	4	0	1	5	28	.226
Suarez, Andrew	4	4	2.96	11	11	0	0	0	0	67.0	72	30	22	3	3	15	55	.276
Taylor, Cory	4	11	4.30	25	24	2	1	0	0	127.2	125	66	61	9	5	58	100	.258

## FLYING SQUIRRELS' FINAL 2017 INDIVIDUAL PITCHING LEADERS

WINS	COMPLETE GAMES	HITS	STRIKEOUTS
Dan Slania	5 Cory Taylor	2 Cory Taylor	125 Cory Taylor
Tyler Cyr	5 Matt Gage	1 Sam Coonrod	96 Sam Coonrod
9 others tied	4 Dan Slania	1 Jordan Johnson	89 Carlos Alvarado
	Tyler Herb	1 Matt Lujan	88 Jordan Johnson
		Dan Slania	81 Tyler Cyr
LOSSES	SHUTOUTS	RUNS	WHIP (Min. 112.0 IP)
Cory Taylor	11 Cory Taylor	1 Cory Taylor	66 Cory Taylor
Sam Coonrod	11 Dan Slania	1 Sam Coonrod	62 No Other Pitchers Qualify
Jordan Johnson	6 Matt Gage	1 Jordan Johnson	51
Matt Lujan	5	Matt Lujan	39
4 others tied	4	Nate Reed	39
ERA (Min. 112.0 IP)	SAVES	EARNED RUNS	HIT BY PITCH
Cory Taylor	4.35 Tyler Cyr	18 Cory Taylor	61 Sam Coonrod
No Other Pitchers Qualify	Reyes Moronta	5 Sam Coonrod	54 Cory Taylor
	Carlos Alvarado	2 Jordan Johnson	46 4 others tied
	5 others tied	1 Matt Lujan	39
		Nate Reed	37
GAMES	SAVE OPPORTUNITIES	HOME RUNS	WILD PITCHES
Tyler Cyr	47 Tyler Cyr	20 Jordan Johnson	12 Dan Slania
Carlos Alvarado	43 Reyes Moronta	8 Cory Taylor	9 Andrew Suarez
Jarret Martin	37 Carlos Alvarado	5 Matt Lujan	8 Vic Black
Ryan Halstead	26 Cody Hall	5 Sam Coonrod	7 3 others tied
2 others tied	25 Seth Rosin	4 3 others tied	6
GAMES STARTED	INNINGS PITCHED	WALKS	BATTERS FACED
Cory Taylor	24 Cory Taylor	127.2 Cory Taylor	58 Cory Taylor
Sam Coonrod	18 Sam Coonrod	103.2 Sam Coonrod	42 Sam Coonrod
Jordan Johnson	15 Jordan Johnson	92.1 Jordan Johnson	37 Jordan Johnson
Matt Gage	13 Dan Slania	80.1 Jarret Martin	30 Dan Slania
Dan Slania	13 Matt Gage	78.0 3 others tied	28 Matt Gage







# 2017 IN REVIEW



## FLYING SQUIRRELS 2017 ASSORTED RECORDS HIGH & LOWS

### 2017 Assorted Record

	TOTAL	HOME	ROAD
Akron RubberDucks	6-7	4-2	2-5
Altoona Curve	9-7	6-4	3-3
Binghamton Mets	2-5	0-4	2-1
Bowie Baysox	10-12	5-7	5-5
Erie SeaWolves	9-4	5-2	4-2
Harrisburg Senators	8-12	5-5	3-7
Hartford Yard Goats	7-6	4-3	3-3
New Hampshire	2-4	0-4	2-0
Portland Sea Dogs	1-5	0-3	1-2
Reading Fightin Phils	3-10	2-4	1-6
Trenton Thunder	6-5	2-1	4-4
Vs. Eastern	21-35	8-19	13-16
Vs. Western	42-42	24-20	18-22
TOTALS	63-77	33-39	31-38

	TOT	HOME	ROAD	1H	2H
Overall Record	63-77	33-39	31-38	27-44	35-34
vs Eastern Division	29-34	15-15	14-19	13-20	16-14
vs Western Division	33-44	19-20	14-24	14-24	19-20
Day Games	13-20	7-5	6-15	7-13	6-7
Night Games	49-58	27-30	22-28	20-31	29-27
Day After Night	12-16	7-5	5-11	6-9	6-7
Squirrels Score 1st	43-32	20-13	20-19	16-14	24-18
Opponent Scores 1st	22-46	14-23	8-23	11-30	11-16
Games Won Last AB	7-5	7-0	0-5	3-2	4-3
Vs. RH Starters	44-55	25-25	19-30	19-32	25-23
Vs. LH Starters	18-23	9-9	9-14	8-12	10-11
Starter 6+ IP	44-34	27-20	17-14	15-19	29-15
Starter 7+ IP	21-13	14-8	7-5	7-8	14-5
Squirrels Starter 8+ IP	7-0	5-0	2-0	3-0	4-0
When Hitting a HR	35-24	18-7	17-17	14-16	21-8
When No HR	27-54	16-28	11-26	13-28	14-26
Outhit Opponents	48-23	22-8	26-15	20-13	28-10
Equal # of Hits	6-5	4-2	2-3	4-1	2-4
Outhit by Opponent	8-50	8-25	0-25	3-30	5-20
Commit 0 Errors	38-29	20-12	18-17	18-18	20-11
Commit 1-2 Errors	22-44	13-20	9-24	8-22	14-22
Commit 3+ Errors	1-5	1-2	0-3	1-4	0-1
Leading After 7th	44-7	22-4	22-3	17-4	27-3
Trailing After 7th	6-55	5-20	1-35	5-30	1-25
Tied After 7th	8-9	5-7	3-2	2-4	6-5
Leading After 8th	48-5	25-5	23-0	20-4	28-1
Trailing After 8th	4-58	3-23	1-35	2-31	2-27
Tied After 8th	6-8	4-4	2-4	2-3	4-5
Extra-Inning Games	3-9	2-6	1-3	2-4	1-5
Doubleheaders	4-6	2-2	2-4	3-5	1-1
Shortened Game	0-1	0-1	0-0	0-1	
Series Record	16-20-6	11-8-2	5-12-46	13-3	10-7-3
One-Run Games	18-25	11-10	7-15	10-13	8-12
Two-Run Games	11-15	6-7	5-8	6-9	5-6
5+ Run Games	11-14	6-6	5-8	4-8	7-6
Shutout Record	12-5	9-4	3-1	5-5	7-0
April Record	8-15	3-6	5-9	8-15	
May Record	9-19	4-10	5-9	9-19	
June Record	12-16	7-8	5-8	10-10	2-6
July Record	16-11	9-5	7-6		16-11
August Record	13-17	7-6	6-11		13-17
September Record	4-0	4-0			4-0
Monday Record	6-7	3-4	3-3	2-4	4-3
Tuesday Record	11-10	4-7	7-3	7-5	4-5
Wednesday Record	10-11	6-5	4-6	6-6	4-5
Thursday Record	10-10	6-2	4-8	5-4	5-6
Friday Record	10-11	6-5	4-6	2-8	8-3
Saturday Record	6-18	2-9	4-9	3-10	3-8
Sunday Record	9-11	7-3	2-8	2-7	7-4

### MISCELLANEOUS

LONGEST WINNING STREAK	5, August 18-22
LONGEST LOSING STREAK	7, May 20-26
LARGEST MARGIN OF VICTORY	10, 8/21 @ ERI
LARGEST MARGIN OF DEFEAT	10, (2x), Last, 5/30 @ HFD
LARGEST SHUTOUT WIN	6-0, 7/25 vs HBG
LARGEST SHUTOUT LOSS	8-0, 4/23 vs REA
LONGEST GAME, TIME	4 hours, 20 minutes (8/28 vs ALT)

### TEAM BATTING

MOST RUNS	14, May 9 vs ALT
MOST RUNS, INNING	12, 5th Inning, 8/27 @ AKR
SHUT OUT	(x15), Last, 7/9 vs TRE (5-0)
MOST HITS	19 (x2), Last, 9/3 vs BOW
MOST HITS, INNING	9, 5th Inning, 8/27 @ AKR
FEWEST HITS	2, June 12 @ POR
MOST HOME RUNS, GAME	4, 5/21 vs Erie
MOST HOME RUNS, INNING	2 (x8), Last (8th Inning), 8/30 vs HFD
MOST DOUBLES, GAME	6, 7/15 @ BOW
MOST TRIPLES, GAME	1 (Many), Last, Gindl, 8/27 vs AKR
MOST EXTRA-BASE HITS, GAME	8 (x2), Last, 7/15 @ BOW
MOST STOLEN BASES, GAME	2 (x2), Last, 8/14 vs BOW
MOST BASE ON BALLS, GAME	11, 9/3 vs ALT
MOST STRIKEOUTS, 9-INNING	14 (4/13 @ REA)
MOST STRIKEOUTS, ALL GAMES	14 (4/13 @ REA)

### TEAM PITCHING

MOST RUNS ALLOWED	12 (x2), Last, 8/8 vs TRE
MOST RUNS ALLOWED, INNING	6 (x3), Last, 5th inning, 7/5 vs REA
LAST SHUTOUT	(x12), Last, 9/1 vs HFD (7-0)
MOST HITS ALLOWED	15, 7/15 @ BOW
MOST HITS ALLOWED, INNING	6, 6th inning, 8/23 @ Erie
FEWEST HITS ALLOWED	1 (x2), Last, (6/2 vs BOW, 9-inning game)
MOST HOME RUNS ALLOWED	3 (x2), Last, 8/24 @ Erie
MOST HOME RUNS ALLOWED, INNING	
2 (x2), Last, 1st inning, 7/7 vs REA	
MOST CONSECUTIVE GAMES ALLOWING A HOME RUN	
5, June 5-10	
MOST STRIKEOUTS, 9-INNING GAME	
13 (x3), Last, 7/18 vs AKR	
MOST STRIKEOUTS, ALL GAMES	13 (x3), Last, 7/18 vs AKR
MOST BASE ON BALLS	8 (x6), Last, 8/9 vs Trenton
MOST EXTRA-BASE HITS ALLOWED	
7, June 18 vs Portland	

### INDIVIDUAL BATTING

MOST RUNS SCORED	3 (Many), Last, Hinojosa, 7/06 vs ERI
MOST HITS	4, Gomez, 5/19 @ HBG
MOST EXTRA-BASE HITS	3, Gomez, 5/19 @ HBG
MOST DOUBLES	3, Garcia, 8/25 vs TRN
MOST HOME RUNS	2 (x5), Last, Cole, 9/4 vs BOW
MOST TOTAL BASES	10, Gomez, 5/19 vs HBG
MOST RBI	5, Gomez, 4/20 vs BOW
MOST STOLEN BASES	2 (x2), Last, Heathcott, 5/8 vs ALT
MOST BASE ON BALLS	4, Sands, 8/25 vs TRN
MOST STRIKEOUTS	3 (x6), Last, Gindl, 7/27 @ ERI
LONGEST HITTING STREAK	14, Gomez, 5/16-6/2
LONGEST ON-BASE STREAK	14, Gomez, 5/16-6/2

### INDIVIDUAL PITCHING

MOST INNINGS PITCHED, STARTER	9.0 IP (CG), (2x), Last, Herb, 8/21 vs ERI *** FIFTH IN FRANCHISE HISTORY
MOST INNINGS PITCHED, RELIEVER	3.2 IP, Flores, 4/12 vs ALT
MOST HITS ALLOWED, STARTER	10, Gage, 4/25 @ BOW
MOST HITS ALLOWED, RELIEVER	8, Pino, 5/5 vs BOW
MOST STRIKEOUTS, STARTER	9, Coonrod, 4/14 @ REA
MOST STRIKEOUTS, RELIEVER	6, Alvarado, 4/12 @ ALT
MOST BASE ON BALLS, STARTER	6 (x3), Last, Taylor, 8/10 @ POR
MOST BASE ON BALLS, RELIEVER	3, (8x), Last, Hall, 8/27 vs TRN
MOST EARNED RUNS ALLOWED	7, Coonrod, 5/10 vs ALT
MOST CONSECUTIVE SCORELESS IP	18.1 IP, Jose Flores (4/30-6/4)

Organization

2018 Flying Squirrels

2017: In Review

History & Records

Eastern League

SF Giants

General Info



# 2017 IN REVIEW

## FLYING SQUIRRELS 2017 ASSORTED OFFENSIVE CATEGORIES

### Regular Season Scoring Breakdown

	1st	2nd	3rd	4th	5th	6th	7th	8th	9th	Extras	Totals
<b>RICH</b>	<b>63</b>	<b>44</b>	<b>66</b>	<b>68</b>	<b>79</b>	<b>55</b>	<b>46</b>	<b>86</b>	<b>47</b>	<b>5</b>	<b>523</b>
<b>OPP</b>	<b>59</b>	<b>61</b>	<b>51</b>	<b>53</b>	<b>67</b>	<b>68</b>	<b>76</b>	<b>60</b>	<b>51</b>	<b>17</b>	<b>567</b>

### Regular Season Single-Game Bests

#### Multi Hit Games

	2H	3H	4H	5+	Total
Arnold	3	--	--	--	3
Bednar	30	5	--	--	35
Bennett	4	--	--	--	4
Carbonell	7	2	--	--	9
Castillo	5	3	--	--	8
Cole	18	2	--	--	20
Davis	11	3	--	--	14
Garcia, A	3	--	1	--	4
Garcia, C	2	4	--	--	6
Gindl	10	3	--	--	13
Gomez	20	6	1	--	27
Heathcott	14	7	--	--	21
Hinojosa	18	6	2	--	26
Hobson	10	2	--	--	12
Horan	2	--	--	--	2
Lollis	6	3	--	--	9
Moreno	5	--	--	--	5
Sands	16	2	1	--	19
Schroder	20	4	1	--	25
Shaw	7	5	--	--	12
Zambrano	5	--	--	--	5

#### MULTI-RBI GAMES

	TOTAL	2	3	4	5+
Arnold	5	3	2	--	--
Bednar	6	4	2	--	--
Bennett	1	--	--	--	--
Carbonell	6	3	3	--	--
Castillo	1	--	--	--	--
Cole	10	7	--	--	--
Davis	8	5	2	--	1
Garcia, A	1	1	--	--	--
Garcia, C	2	2	--	--	--
Gindl	6	4	2	--	--
Gomez	11	10	--	--	1
Heathcott	5	3	1	--	1
Hinojosa	7	6	1	--	--
Hobson	9	8	1	--	--
Horan	2	1	1	--	--
Lollis	3	3	--	--	--
Moreno	2	2	--	--	--
Sands	8	7	1	--	--
Schroder	7	2	5	--	--
Shaw	8	5	2	1	--

### Regular Season Pitchers at the Plate

BATTER	AB	H	BB	K	SAC
Sam Coonrod	16	0	--	7	--
Jose Flores	11	1	--	7	1
Matt Gage	14	2	--	6	--
Tyler Herb	1	7	--	4	--
Jordan Johnson	13	1	1	7	3
Christian Jones	1	0	--	--	--
Matt Lujan	7	1	1	3	--
Dillon McNamara	1	0	--	1	--
Nate Reed	9	0	--	6	1
Dan Slania	11	0	--	9	1
Andrew Suarez	11	2	2	6	2
Cory Taylor	20	3	1	6	2

### Regular Season Pinch-Hitters

BATTER	H	AB	AVG
Jeff Arnold	1	2	.500
Brandon Bednar	1	4	.250
T.J. Bennett	0	1	.000
Daniel Carbonell	0	2	.000
Ali Castillo	0	1	.000
Hunter Cole	1	4	.250
Dylan Davis	2	7	.286
Carlos Garcia	1	7	.143
Caleb Gindl	0	3	.000
Miguel Gomez	0	1	.000
Slade Heathcott	2	3	.667
C.J. Hinojosa	0	4	.000
K.C. Hobson	0	2	.000
Tyler Horan	3	9	.333
Ryan Lollis	3	9	.333
Rando Moreno	1	6	.167
Jerry Sands	0	2	.000
Chris Shaw	0	1	.000
Eliezer Zambrano	1	2	.500





# 2017 IN REVIEW



## FLYING SQUIRRELS' 2017 TRANSACTIONS

### 2017 OPENING DAY ROSTER (25 + 4 Inactive)

**P:** Alvarado, Carlos, Coonrod, Sam, Cyr, Tyler, Flores, Jose Gage, Matthew, Johnson, Jordan Jones, Christian, Lujan, Matt, Martinez, Rodolfo, Moranta, Reyes, Slania, Dan, Snelton, D.J., Suarez, Andrew, Taylor, Cory, Young, Pat  
**C:** Adam Sonabend, Matt Winn, Eliezer Zambrano  
**INF:** Bennett, T.J., Bednar, Brandon, Gomez, Miguel, Moreno, Rando, Polonius, Jon, Shaw, Chris  
**OF:** Hunter Cole, Tyler Horan, Cole, Garcia, Carlos, Heathcott, Slade, Horan, Tyler, Lollis, Ryan

#### APRIL

+ 4/18 RHP Dan Slania and Eliezer Zambrano called up to Sacramento (AAA)  
+ 4/18 RHP Jose Flores and Adam Sonabend transferred from Extended Spring Training to Richmond (AA)  
+ 4/22 INF Brandon Bednar placed on the DL (hamstring)  
+ 4/22 OF Dylan Davis reinstated from San Jose DL and transferred to Richmond  
+ 4/22 RHP Luis Pino transferred from Extended Spring Training  
+ 4/22 RHP Pat Young placed on the DL  
+ 4/25- Catcher Jeff Arnold transferred from SAC to RIC  
+ 4/25- Catcher Eliezer Zambrano transfer from SAC to RIC  
+ 4/25- IF Ali Castillo transferred from SJ to RIC  
+ 4/25- Catcher Matt Winn transferred from RIC to SJ  
+ 4/25- Catcher Adam Sonabend placed on the RIC DL  
+ 4/25- OF Tyler Horan placed on the RIC DL  
+ 4/29: IF T.J. Bennett transferred to San Jose  
+ 4/29: IF Brandon Bednar activate from RICH DL

#### MAY

+ 5/2: IF Ryan Lollis placed on RIC DL  
+ 5/2: OF Tyler Horan activated from RIC DL  
+ 5/6: RHP Tyler Cyr placed on the RIC DL  
+ 5/6: RHP Rodolfo Martinez activated from Extended Spring Training to RIC  
+ 5/11: IF Ryan Lollis activated from RIC DL  
+ 5/11: RHP Luis Pino placed on RIC DL  
+ 5/11: SS Brandon Crawford returned from rehab in RIC and reinstated from San Francisco DL  
+ 5/11: RHP Reyes Moranta optioned from San Francisco to RIC  
+ 5/16: Catcher Jeff Arnold placed on the RIC DL  
+ 5/16: Catcher Adam Sonabend activated to the RIC roster  
+ 5/19: LHP Matt Lujan placed on the RIC DL  
+ 5/19: INF Myles Schroder activated from Extended Spring Training to Richmond (AA)  
+ 5/22: RHP Luis Pino placed on the RIC DL  
+ 5/22: RHP Collin Balester recieved from Extended Spring Training to Richmond (AA)  
+ 5/23: LHP D.J. Snelton transferred from RIC (AA) to SAC (AAA)  
+ 5/24: INF/OF Chris Shaw transferred from RIC (AA) to SAC (AAA)  
+ 5/24: INF Rando Moreno activated from the RIC DL  
+ 5/31: RHP Rodolfo Martinez placed on the RIC DL

#### JUNE

+ 6/1: RHP Rodolfo Martinez transferred from RIC to AZL Extended  
+ 6/2: RHP Ryan Halstead transferred from San Jose (A+) to Richmond (AA)  
+ 6/2: Ali Castillo transfer from Richmond (AA) to Sacramento (AAA)  
+ 6/2: Carlos Garcia activated from the Richmond DL  
+ 6/2: Luis Pino placed on the RIC DL  
+ 6/4: Hunter Cole placed on the RIC DL  
+ 6/4: Adam Sonabend activated off the RIC DL  
+ 6/6: Jeff Arnold activated off the RIC DL  
+ 6/6: Adam Sonabend optioned from RIC to Augusta (A)

+ 6/7: Giants sign Jerry Sands and assign to RIC  
+ 6/7: Giants sign Jerret Martin and assign to RIC  
+ 6/13: Andrew Suarez transferred from RIC to SAC  
+ 6/13: Luis Pino transferred from RIC to SK  
+ 6/13: Tyler Horan activated off the RIC DL  
+ 6/18: RHP Dan Slania transferred from SAC to RIC  
+ 6/18: C Eliezer Zambrano placed on the RIC DL  
+ 6/20: OF Daniel Carbonell transferred from SJ to RIC  
+ 6/20: LHP Christian Jones retired  
+ 6/22: Hunter Cole activated off the RIC DL  
+ 6/22: Tyler Horan released  
+ 6/26: Dan Slania signed by SFG from RIC  
+ 6/28: Cody Hall signed by SFG, assigned to RIC  
+ 6/28: Hunter Cole placed on the RIC DL  
+ 6/30: Matt Gage transferred from RIC to SAC  
+ 6/30: Collin Balester transferred from RIC to SAC  
7/2: Jose Flores promoted to AAA  
7/2: Ryan Lollis promoted to AAA  
7/2: Eliezer Zambrano activated from Richmond DL  
7/2: Stephen Johnson received from AZL  
7/5 Seth Rosin activated to RIC roster  
7/5 Yordy Cabrerra placed on the RIC DL  
7/7 Miguel Gomez recalled by the San Francisco Giants  
7/8 RHP Tyler Herb traded to SFG and assigned to RIC  
7/14 Jerry Sands activated off the RIC DL  
7/14 Stephen Johnson placed on the RIC DL  
7/24 Carlos Garcia transferred from RIC to AUG  
7/24 Yordy Cabrera transferred from RIC to AUG  
7/25 Dillon McNamara recieved in trade from NYY and assigned to RIC  
7/25 Jordan Johnson placed on RIC DL (left hamstring)  
7/27 Rando Moreno placed on RIC DL (hamstring)  
7/27 Hunter Cole activated off RIC DL  
7/28 T.J. Bennett transferred from SAC to RIC

#### August:

8/1 Slade Heathcott transferred from RIC to SAC  
8/2 Aramis Garcia transferred from SJ to RIC  
8/2 Eliezer Zambrando transferred off RIC roster  
8/4 Ryan Halstead activated off RIC DL  
8/4 Stephen Johnson placed on the RIC DL  
8/8 Matt Lujan transferred from RIC to SK  
8/8 Carlos Alvarado activated off the RIC DL  
8/10 Rando Moreno activated off the RIC DL  
8/10 Dillon McNamara sent from RIC to SK

Organization

2018 Flying Squirrels

2017: In Review

History & Records

Eastern League

SF Giants

General Info





# History & Records

## FLYING SQUIRRELS' LOGO GUIDE

### Official Club Logos



Primary Logo



Funnville



Flying Squirrels - White Word Mark



Flying Squirrels - Red Word Mark



Richmond - White Word Mark



Richmond - Red Word Mark



Acorn - "Red R"



Acorn - "White R"



Squirrels Head



Cap "R" Logo



# History & Records



## FLYING SQUIRRELS' TEAM RECORDS - SINGLE GAME

Largest Margin of Victory.....	17, 7/4/16 vs. Reading
Largest Margin of Defeat.....	14, 4/14/13 @ Trenton
Largest Shutout Win.....	14-0, 9/2/10 @ Erie
Largest Shutout Loss.....	0-13, 7/13/13 @ Bowie
Longest Game (Innings).....	18, 4/30/11 @ Bowie
Longest Game Time (9 Innings).....	3:41, 7/15/12 @ Harrisburg
Longest Game Time (All).....	5:27, 4/30/11 @ Bowie (18)
Shortest Game (9 Innings).....	1:54, 7/29/15 @ Altoona
Shortest Game (All).....	1:26, 7/17/15 vs. Altoona (7)
Largest Home Crowd.....	9,810, 7/4/17 vs. Erie
Largest Road Crowd.....	9,784, 5/21/10 @ Reading
Smallest Road Crowd.....	50 (6/21 @ HFD in New Hampshire)
Most Errors.....	6, 4/26/17 vs. Bowie
Most Errors by Opponent.....	5 (x4), last 8/21/14 vs New Britain
Most LOB.....	16(x2), 7/20/14 vs Harrisonburg
Fewest LOB.....	0 (x3), last 6/5/12 @ New Hampshire
Most Runs (Game).....	20, 5/26/13 @ Altoona
Most Runs Allowed (Game).....	19, 4/17/12 vs. Reading
Most Runs (Inning).....	12, 8/27/16 @ Akron (5th)
Most Runs Allowed (Inning).....	10, 4/17/12 vs. Reading (6th)
Most Hits (Game).....	22 (x3), last 5/26/13 @ Altoona
Most Hits Allowed (Game).....	22, 4/17/12 vs. Reading
Most Hits (Inning).....	9, 8/27/16 @ Akron (5th)
Most Hits Allowed (Inning).....	9, 4/17/12 vs. Reading (6th)
Most Home Runs (Game).....	4 (many), Last, 6/16/17 @ Harrisburg
Most Home Runs Allowed (Game).....	4, 6/28/13 @ Erie
Most Home Runs (Inning).....	3, 8/30/15 @ Akron
Most Home Runs Allowed (Inning).....	2 (Many)

## FLYING SQUIRRELS' TEAM RECORDS - SEASON

Longest Winning Streak.....	7, 4/27/10 - 5/3/10
Longest Losing Streak.....	15, 4/15/15 - 5/3/15
Most Games Without an Error.....	7, 7/8/10 - 7/17/10
Most Games With an Error.....	10, Last, 5/23/11 - 6/1/11
Wins.....	79 (2014)
Losses.....	79 (2016)
Highest Batting Average.....	.257 (2016)
Lowest Batting Average.....	.247 (2011)
Lowest ERA.....	3.12 (2015)
Highest ERA.....	4.13 (2013)
At-Bats.....	4764 (2010)
Most Runs Scored.....	611 (2013)
Fewest Runs Scored.....	503 (2015)
Most Hits.....	1217 (2016)
Fewest Hits.....	1147 (2015)
Most Doubles.....	243 (x2) (2013, 2016)
Fewest Doubles.....	202 (2015)
Most Triples.....	47 (2010)
Fewest Triples.....	19 (x2) (2012, 2013)
Most Home Runs.....	109 (2013)
Fewest Home Runs.....	61 (2015)
Most RBI.....	577 (2013)
Fewest RBI.....	462 (2015)
Most Total Bases.....	1772 (213)
Fewest Total Bases.....	1586 (2015)
Most Walks.....	510 (2014)
Fewest Walks.....	333 (2015)
Most Intentional Walks.....	18 (2011)
Fewest Intentional Walks.....	8 (2016)

Organization

2018 Flying Squirrels

2017: In Review

History & Records

Eastern League

SF Giants

General Info





# History & Records

## FLYING SQUIRRELS' TEAM RECORDS - SEASON (CONT.)

Most Strikeouts (Batters).....	1115 (2013)
Fewest Strikeouts (Batters).....	957 (2012)
Most Stolen Bases.....	168 (2014)
Fewest Stolen Bases.....	41 (2017)
Most Caught Stealing.....	65 (2012)
Fewest Caught Stealing.....	31 (2017)
Highest Stolen Base Percentage.....	76% (2014)
Lowest Stolen Base Percentage.....	62% (2012)
Highest On-Base Percentage.....	333 (2013)
Lowest On-Base Percentage.....	302 (2011)
Highest Slugging Percentage.....	383 (2013)
Lowest Slugging Percentage.....	344 (2015)
Highest OPS.....	716 (2013)
Lowest OPS.....	647 (2015)
Most Sacrifice Flies.....	49 (2012)
Fewest Sacrifice Flies.....	33 (2015)
Most Sacrifice Hits.....	62 (2015)
Fewest Sacrifice Hits.....	36 (2014)
Most Batters Hit By Pitch.....	79 (2014)
Fewest Batters Hit By Pitch.....	41 (2011 & 2017)
Most Double Plays.....	131 (2012)
Fewest Double Plays.....	93 (2011)
Most Errors Committed.....	122 (2013)
Fewest Errors Committed.....	104 (2012)
Most Complete Games.....	5 (2017)
Fewest Complete Games.....	1 (2013, 2015)
Most Shutouts (Pitchers).....	15 (x2) (2012, 2013)
Fewest Shutouts (Pitchers).....	8 (2017)
Most Shutouts (Batters).....	17 (2015)
Fewest Shutouts (Batters).....	6 (2016)
Most Saves.....	46 (2015)
Fewest Saves.....	29 (2017)
Most Save Opportunities.....	66 (2015)
Fewest Save Opportunities.....	48 (2017)
Most Innings Pitched.....	1253.3 (2010)
Fewest Innings Pitched.....	1219 (2013)
Most Hits Allowed.....	1227 (2010)
Fewest Hits Allowed.....	1107 (2015)
Most Runs Allowed.....	661 (2013)
Fewest Runs Allowed.....	488 (2015)
Most Earned Runs Allowed.....	585 (2013)
Fewest Earned Runs Allowed.....	426 (2015)
Most Home Runs Allowed.....	96 (2017)
Fewest Home Runs Allowed.....	52 (2015)
Most Hit By Pitch (Pitchers).....	56 (2015 & 2017)
Fewest Hit By Pitch (Pitchers).....	42 (2012)
Most Intentional Walks Issued.....	27 (2012)
Fewest Intentional Walks Issued.....	8 (2017)
Most Strikeouts (Pitchers).....	1096 (2011)
Fewest Strikeouts (Pitchers).....	915 (2010)
Most Balks.....	4 (2017)
Fewest Balks.....	6 (2010, 2015)
Most Wild Pitches.....	94 (2013)
Fewest Wild Pitches.....	69 (2014)
Most Double Plays.....	138 (2010)
Fewest Double Plays.....	96 (2011)
Lowest WHIP.....	1.29 (x2) (2015, 2016)
Highest WHIP.....	1.46 (2013)
Lowest Average Against.....	242 (2015)
Highest Average Against.....	262 (2017)
Most At-Bats Against.....	4727 (2010)
Fewest At-Bats Against.....	4572 (2015)
Most Batters Faced.....	5360 (2013)
Fewest Batters Faced.....	5179 (2015)
Most Holds.....	86 (2015)
Fewest Holds.....	40 (2013)







# History & Records



## FLYING SQUIRRELS' INDIVIDUAL RECORDS - SINGLE GAME

### BATTING

Runs .....	4, Many
Hits .....	5 (x7), Last, Slater, 5/10/16 vs. Harrisburg
Extra-Base Hits .....	4, Parker, 4/22/14 @ Reading
Triples .....	2, Peguero, 7/31/11 vs. Trenton
Home Runs .....	3, Neal, 6/26/10 @ Erie
RBI's .....	7 (x2), Last, Parker, 5/26/13 @ Altoona
Stolen Bases .....	5, Tomlinson, 5/9/14 vs. Erie
Walks .....	4 (x6), Last, Sands, 8/25/17 @ Trenton
Strikeouts .....	7, Koshansky, 4/30/11 @ Bowie

### PITCHING

Innings Pitched (Starter) .....	9.0 (x5), Last, Herb 8/21/17 @ Erie
Innings Pitched (Reliever) .....	5.2, Surkamp, 7/4/11 vs. Trenton
Hits Allowed (Starter) .....	13, Westcott, 4/11/12 @ Bowie
Hits Allowed (Reliever) .....	8 (2x), Pino, 5/5/17 vs. Bowie
Strikeouts (Starter) .....	12 (x3), Last, Kickham, 8/2/12 vs. Reading
Strikeouts (Reliever) .....	11, Surkamp, 7/4/11 vs. Trenton
Walks (Starter) .....	6 (Many)
Walks (Reliever) .....	5, Whitaker, 6/11/10 @ Reading
Wild Pitches .....	3 (x5), Last, Heston, 8/28/12 vs. Harrisburg
Runs Allowed (Starter) .....	10, Reed 8/3/17 @ Portland
Runs Allowed (Reliever) .....	7, Quirarte, 7/26/11 @ Erie
Earned Runs Allowed (Starter) .....	10, Reed 8/3/17 @ Portland

## FLYING SQUIRRELS' INDIVIDUAL BATTING RECORDS - SEASON

Longest Hit Streak .....	19, Stevan Duggar (7/18/16 - 8/6/16)
Batting Average (Min. 384 PA) .....	Matt Duffy, .332 (2014)
Games .....	137 (x3), Charlie Culberson (2011), Daniel Mayora (2012), Joe Panik (2013)
At-Bats .....	553, Charlie Culberson (2011)
Runs Scored .....	74, Mark Minicozzi (2013)
Hits .....	153, Thomas Neal (2010)
Doubles .....	40, Thomas Neal (2010)
Triples .....	10, Juan Perez (2011)
Home Runs .....	18, (x2) Last, Mario Lisson (2014)
Extra-Base Hits .....	56, Javier Herrera (2013)
RBI's .....	76 (x2), Mario Lisson (2014), Ricky Oropesa (2015)
Total Bases .....	233, Javier Herrera (2013)
Walks .....	62, Mark Minicozzi (2013)
Intentional Walks .....	5, Nick Noonan (2011)
Strikeouts .....	161, Jarrett Parker (2013)
Stolen Bases .....	49, Kelby Tomlinson (2014)
Caught Stealing .....	18, Gary Brown (2012)
Stolen Base Percentage (Min. 10 Attempts) .....	100% (11-11), Mario Lisson (2014)
On-Base Percentage (Min. 384 PA) .....	.400, Mark Minicozzi (2013)
Slugging Percentage (Min. 384 PA) .....	.485, Javier Herrera (2013)
OPS (Min. 384 PA) .....	.861, Javier Herrera (2013)
Sacrifice Flies .....	11, Mark Minicozzi (2012)
Sacrifice Hits .....	21, Rando Moreno (2015)
Hit By Pitch .....	19, Gary Brown (2012)
Double Plays .....	24, Daniel Mayora (2012)

## FLYING SQUIRRELS' INDIVIDUAL PITCHING RECORDS - SEASON

Longest Scoreless Innings Streak .....	23.2, Tyler Rogers, (4/22/16 - 6/23/16)
Wins .....	11, Many
Losses .....	11, Kyle Crick (2016)
Earned Run Average (Min. 114 IP) .....	2.02, Eric Surkamp (2011)
Games .....	58, Phil McCormick (2015)
Starts .....	28, Justin Fitzgerald & Craig Westcott (2012)
Complete Games .....	1, Many

Organization

2018 Flying Squirrels

2017: In Review

History & Records

Eastern League

SF Giants

General Info





# History & Records

## FLYING SQUIRRELS' INDIVIDUAL PITCHING RECORDS - SEASON


Saves.....	23, Rafael Cova (2010)
Save Opportunities.....	29, Rafael Cova (2010)
Innings Pitched.....	165.0, Craig Westcott (2012)
Hits Allowed.....	181, Craig Westcott (2012)
Runs Allowed.....	85, Craig Westcott (2012)
Earned Runs Allowed.....	75, Craig Westcott (2012)
Home Runs Allowed.....	16, Chris Gloor (2013)
Hit Batsmen.....	10 (x3), Clayton Tanner, Kyle Crick & Sam Coonrod (2011, 2016, 2016)
Walks.....	75, Mike Kickham (2012)
Intentional Walks.....	5, Daniel Turpen (2010)
Strikeouts.....	165, Eric Surkamp (2011)
Balks.....	4, Carlos Teller (2013)
Wild Pitches.....	18, Justin Fitzgerald (2012)
Double Plays Induced.....	27, Craig Westcott (2012)
WHIP (Min. 114 IP).....	1.08, Eric Surkamp (2011)
Average Against (Min. 114 IP).....	.213, Eric Surkamp (2011)
Total Batters Faced.....	698, Craig Westcott (2012)
Holds.....	15 (x2), Stephen Johnson & Jose Casilla (2015)

## Complete Domination

On August 29, 2016 San Francisco Giants -pitching prospect Tyler Beede became the third Squirrels pitcher to throw a complete-game, nine-inning shutout. Beede's command against the Hartford Yard Goats en route to the 2016 ERA title (2.81). Beede joined Squirrels pitcher Snodgrass and Mike MacDonald as the only pitchers to accomplish the feat. MacDonald did so on August 5, 2010 on the road against New Hampshire while Snodgrass did so on June 24, 2014 against Harrisburg. Beede struck out 11 batters in his outing, making it one of the most stellar Squirrels starts ever.

cisco Giants  
Beede became  
to au-  
nine in-  
was in  
the  
Goats  
his

joined  
rels pitcher  
Snodgrass and  
Mike MacDon-  
ald as the only  
pitchers to ac-  
the feat. MacDonald  
August 5, 2010 on the  
Hampshire while Snodgrass  
against Harrisburg. Beede  
his outing, making it one of  
starts ever.



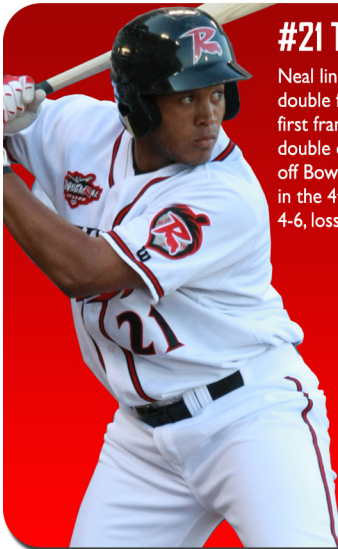


# History & Records



## FLYING SQUIRRELS' FRANCHISE FIRSTS

Game.....	4/8/10 @ Bowie (Prince George's Stadium)
.....	Bowie 6, Richmond 4 (Game Completed 4/9 Due to Rain)
Win (Team).....	(W, Pat Egan - L, Ronnie Ray - S, Chad Thall)
.....	4/9/10 @ Bowie (Prince George's Stadium)
.....	Richmond 2, Bowie 0 (7 Innings) (W, Clayton Tanner - L, Eduardo Gamboa - S, Rafael Cova)
Loss (Team).....	4/8/10 @ Bowie (Prince George's Stadium)
.....	Bowie 6, Richmond 4
.....	(W, Pat Egan - L, Ronnie Ray - S, Chad Thall)
Pitcher/Batter.....	Bowie's LHP Zach Britton to Richmond's Darren Ford (4/8/10 @ Bowie, Prince George's Stadium)
.....	Ford Grounded Out to SS Pedro Florimon
Hit.....	Thomas Neal, 4/8/10 @ Bowie (4th Inning - Double - Zach Britton)
Double.....	Thomas Neal, 4/8/10 @ Bowie (4th Inning - Zach Britton)
Triple.....	Roger Kieschnick, 4/16/10 vs. Reading (3rd Inning - Yohan Flande)
Home Run.....	Conor Gillaspie, 4/10/10 @ Bowie (6th Inning - Pedro Beato)
Grand Slam.....	Chris Dominguez, 6/27/11 vs. Harrisburg (7th Inning - Hassan Pena)
Run.....	Michael Ambort, 4/8/10 @ Bowie (5th Inning)
RBI.....	Jackson Williams, 4/8/10 @ Bowie (5th Inning)
Walk.....	Brandon Crawford, 4/8/10 @ Bowie (6th Inning - Pat Egan)
Strikeout (Pitcher).....	Ronnie Ray, 4/8/10 @ Bowie (5th Inning - Danny Figueroa)
Strikeout (Batter).....	Roger Kieschnick, 4/8/10 @ Bowie (2nd Inning - Zach Britton)
Stolen Base.....	Tyler Graham, 4/8/10 @ Bowie (7th Inning)
Caught Stealing.....	Darren Ford, 4/12/10 vs. Altoona (1st Inning - Justin Wilson)
Sacrifice Fly.....	Clay Timpner, 4/9/10 @ Bowie (6th Inning)
Hit By Pitch.....	Jackson Williams, 4/8/10 @ Bowie (8th Inning - Chad Thall)
Ground Into Double Play.....	Thomas Neal, 4/10/10 @ Bowie (6th Inning - Eduardo Gamboa)
Error.....	Thomas Neal, 4/10/10 @ Bowie (7th Inning)
Wild Pitch.....	Clayton Tanner, 4/9/10 @ Bowie (3rd Inning)
Balk.....	David Mixon, 5/3/10 vs. Altoona (2nd Inning)
Win (Individual).....	Clayton Tanner, 4/9/10 @ Bowie
Loss (Individual).....	Ronnie Ray (4/8/10) @ Bowie
Save.....	Rafael Cova, 4/9/10 @ Bowie
Complete Game (Seven Innings).....	David Mixon, 4/27/10 @ New Britain
Complete Game (Nine Innings).....	Mike MacDonald, 8/5/10 @ New Hampshire
Complete-Game Shutout (Seven Innings).....	David Mixon, 4/27/10 @ New Britain
Complete-Game Shutout (Nine Innings).....	Mike MacDonald, 8/5/10 @ New Hampshire



### #21 Thomas Neal

Neal lined an opposite-field double for the Flying Squirrels first franchise hit. He lined the double down the right-field line off Bowie left-hander Zach Britton in the 4th inning of the Squirrels, 4-6, loss on April 8th, 2010.

### #10 Clayton Tanner

Tanner earned the first win in franchise history on April 9th, 2010 against Bowie at Prince George's Stadium.

The lefty tossed 5 1/3 shutout innings, fanning two, as the Squirrels prevailed, 2-0



Organization

2018 Flying Squirrels

2017: In Review

History & Records

Eastern League

SF Giants

General Info





# History & Records

## FLYING SQUIRRELS' CAREER BATTING LEADERS

Batting Average*		On-Base Percentage*		SLG*		OPS*	
Matt Duffy.....	.332	Matt Duffy.....	.398	Javier Herrera.....	.485	Javier Herrera.....	.861
Austin Slater.....	.305	Mark Minicozzi.....	.382	Adam Duvall.....	.465	Mario Lissou.....	.837
Mark Minicozzi.....	.299	Austin Slater.....	.378	Chris Shaw.....	.449	Mark Minicozzi.....	.823
Javier Herrera.....	.296	Javier Herrera.....	.376	Jarrett Parker.....	.445	Jarrett Parker.....	.806
Thomas Neal.....	.291	Jarrett Parker.....	.361	Mark Minicozzi.....	.441	Thomas Neal.....	.799
Conor Gillaspie.....	.287	Thomas Neal.....	.359	Thomas Neal.....	.440	Austin Slater.....	.794
Brandon Bednar.....	.282	Skyler Stromsmoe.....	.350	Slade Heathcott.....	.435	Chris Shaw.....	.788
Daniel Mayora.....	.281	Gary Brown.....	.347	Wes Hodges.....	.428	Adam Duvall.....	.785
Juan Perez.....	.280	Clay Timpner.....	.346	Devin Harris.....	.427	Slade Heathcott.....	.774
Wes Hodges.....	.275	Daniel Mayora.....	.345	Conor Gillaspie.....	.420	Johnny Monell.....	.758
Games		At-Bats		Plate Appearances		Runs	
Ricky Oropesa.....	381	Myles Schroder.....	1313	Myles Schroder.....	1461	Myles Schroder.....	150
Myles Schroder.....	374	Ricky Oropesa.....	1276	Ricky Oropesa.....	1409	Jarrett Parker.....	124
Skyler Stromsmoe.....	291	Hunter Cole.....	942	Hunter Cole.....	1040	Juan Perez.....	123
Ryan Lollis.....	273	Juan Perez.....	940	Juan Perez.....	1010	Kelby Tomlinson.....	119
Hunter Cole.....	260	Ryan Lollis.....	863	Ryan Lollis.....	969	Ricky Oropesa.....	115
Hits		Doubles		Triples		Home Runs	
Myles Schroder.....	339	Hunter Cole.....	61	Juan Perez.....	14	Ricky Oropesa.....	37
Ricky Oropesa.....	300	Myles Schroder.....	56	Myles Schroder.....	14	Jarrett Parker.....	30
Juan Perez.....	263	Devin Harris.....	54	Hunter Cole.....	12	Devin Harris.....	27
Hunter Cole.....	253	Ricky Oropesa.....	54	Jarrett Parker.....	11	Hunter Cole.....	23
Lollis/Tomlinson.....	217	Juan Perez.....	51	Darren Ford.....	11	Johnny Monell.....	21
RBI		Walks		Intentional Walks		Strikeouts	
Ricky Oropesa.....	165	Ricky Oropesa.....	113	Nick Noonan.....	7	Ricky Oropesa.....	357
Hunter Cole.....	117	Jarrett Parker.....	105	Conor Gillaspie.....	4	Myles Schroder.....	285
Myles Schroder.....	117	Skyler Stromsmoe.....	104	Sharon Schoop.....	4	Jarrett Parker.....	264
Jarrett Parker.....	115	Mark Minicozzi.....	94	Mac Williamson.....	4	Devin Harris.....	231
Devin Harris.....	112	Johnny Monell.....	89	Five Players Tied.....	3	Hunter Cole.....	225
Stolen Bases		Caught Stealing		Double Plays		Sacrifice Flies	
Kelby Tomlinson.....	68	Darren Ford.....	22	Ricky Oropesa.....	28	Hunter Cole.....	12
Darren Ford.....	56	Juan Perez.....	21	Mark Minicozzi.....	25	5 tied.....	11
Juan Perez.....	40	Kelby Tomlinson.....	19	Daniel Mora.....	24		
Tyler Graham.....	39	Gary Brown.....	18	Johnny Monell.....	24		
Myles Schroder.....	34	Skyler Stromsmoe.....	17	Myles Schroder.....	22		
Sacrifice Hits		HBP		Extra-Base Hits		Total Bases	
Rando Moreno.....	23	Myles Schroder.....	39	Hunter Cole.....	96	Myles Schroder.....	486
Ehire Adrianza.....	17	Jarrett Parker.....	25	Devin Harris.....	85	Ricky Oropesa.....	467
Kelby Tomlinson.....	17	Gary Brown.....	19	Myles Schroder.....	81	Hunter Cole.....	407
Skyler Stromsmoe.....	15	Skyler Stromsmoe.....	17	Juan Perez.....	80	Juan Perez.....	387
Darren Ford.....	14	Jackson Williams.....	13	Jarrett Parker.....	79	Jarrett Parker.....	359

\*Minimum of 384 Plate Appearances \*\*Minimum of 10 Attempts





# History & Records



## FLYING SQUIRRELS' CAREER PITCHING LEADERS

ERA*	WHIP*	Average Against*	Strikeouts/9.0 IP*
Eric Surkamp..... 2.02	Eric Surkamp..... 1.08	Eric Surkamp..... .213	Eric Surkamp..... 10.43
Chris Heston..... 2.24	Chris Heston..... 1.10	Joan Gregorio..... .211	Kyle Crick..... 9.30
Joe Biagini..... 2.42	David Mixon..... 1.19	Joe Biagini..... .228	Ryan Verdugo..... 9.18
Jose Casilla..... 2.80	Adalberto Mejia..... 1.20	Chris Heston..... .230	Mike Kickham..... 8.18
Dan Slania..... 2.89	Dan Slania..... 1.22	Mike Kickham..... .234	Chris Heston..... 8.17
Kelvin Marte..... 3.11	Matt Gage..... 1.23	Ryan Verdugo..... .241	Phil McCormick..... 7.9
Justin Fitzgerald..... 3.13	Jose Casilla..... 1.23	Kyle Crick..... .242	Justin Fitzgerald..... 7.30
Ty Blach..... 3.13	Jack Snodgrass..... 1.24	Adalberto Mejia..... .243	Andrew Suarez..... 7.2
Austin Fleet..... 3.14	Kelvin Marte..... 1.24	Justin Fitzgerald..... .244	Adalberto Media..... 7.1
Phil McCormick..... 3.21	Justin Fitzgerald..... 1.26	Dan Slania..... .245	Dan Slania..... 7.1
Wins	Losses	Winning Percentage**	Games
Jack Snodgrass..... 27	Craig Westcott..... 25	Eric Surkamp..... .714	Edwin Quirarte..... 204
Craig Westcott..... 19	Daryl Maday..... 25	Austin Fleet..... .714	Phil McCormick..... 175
Justin Fitzgerald..... 19	Kyle Crick..... 22	Brett Bochy..... .700	Jose Casilla..... 88
Kelvin Marte..... 18	Clayton Tanner..... 19	Jack Snodgrass..... .675	Daryl Maday..... 119
Edwin Quirarte..... 18	Edwin Quirarte..... 18	Kelvin Marte..... .666	Kyle Crick..... 82
Games Started	Complete Games	Shutouts	Balks
Craig Westcott..... 68	Jack Snodgrass..... 2	Kelvin Marte..... 2	Clayton Tanner..... 5
Justin Fitzgerald..... 61	Kelvin Marte..... 2	Others tied..... 1	Edwin Quirarte..... 5
Jack Snodgrass..... 56	Cory Taylor..... 2		Carlos Teller..... 4
Kyle Crick..... 56	Matt Gage..... 2		Others..... 3
Clayton Tanner..... 49	Others tied..... 1		
Saves	Innings Pitched	Hits Allowed	At-Bats Against
Daryl Maday..... 28	Craig Westcott..... 375.2	Craig Westcott..... 415	Craig Westcott..... 1453
Derek Law..... 26	Justin Fitzgerald..... 344.0	Daryl Maday..... 347	Daryl Maday..... 1294
Rafael Cova..... 23	Daryl Maday..... 340.0	Justin Fitzgerald..... 311	Justin Fitzgerald..... 1276
Josh Osich..... 22	Jack Snodgrass..... 322.1	Jack Snodgrass..... 302	Clayton Tanner..... 1032
Two tied with..... 19	Edwin Quirarte..... 306.1	Edwin Quirarte..... 302	Jack Snodgrass..... 1013
Total Batters Faced	Runs Allowed	Earned Runs Allowed	Home Runs Allowed
Craig Westcott..... 1633	Craig Westcott..... 204	Craig Westcott..... 180	Daryl Maday..... 28
Justin Fitzgerald..... 1436	Daryl Maday..... 153	Daryl Maday..... 139	Craig Westcott..... 27
Daryl Maday..... 1434	Clayton Tanner..... 149	Jack Snodgrass..... 133	Clayton Tanner..... 23
Jack Snodgrass..... 1336	Jack Snodgrass..... 146	Kyle Crick..... 122	Chris Gloor..... 23
Edwin Quirarte..... 1313	Edwin Quirarte..... 143	Justin Fitzgerald..... 120	Justin Fitzgerald..... 17
Hit Batsmen	Walks	Strikeouts	Wild Pitches
Edwin Quirarte..... 22	Kyle Crick..... 194	Justin Fitzgerald..... 282	Justin Fitzgerald..... 31
Sam Coonrod..... 20	Craig Westcott..... 141	Kyle Crick..... 270	Kyle Crick..... 27
Kyle Crick..... 18	Justin Fitzgerald..... 123	Daryl Maday..... 255	Clayton Tanner..... 24
Clayton Tanner..... 17	Edwin Quirarte..... 106	Craig Westcott..... 208	Daryl Maday..... 22
Justin Fitzgerald..... 16	Jack Snodgrass..... 100	Edwin Quirarte..... 208	Craig Westcott..... 21

\*Minimum of 114 Innings Pitched \*\*Minimum of 10 Decisions

Organization

2018 Flying Squirrels

2017: In Review

History & Records

Eastern League

SF Giants

General Info





# History & Records

## FLYING SQUIRRELS FIRST GAME



VS.



April 8th, 2010  
Prince George's Stadium

Bowie Baysox (1-0) 6, Richmond Flying Squirrels (0-1) 4  
April 8, 2010

	1	2	3	4	5	6	7	8	9	R	H	E
Richmond	0	0	0	0	2	0	0	2	0	4	11	0
Bowie	0	0	0	1	1	1	3	0	x	6	14	0

Richmond	AB	R	H	RBI	BB	SO	LOB	AVG
Ford, CF	5	0	0	0	0	1	3	.000
Crawford, SS	4	0	1	0	1	1	2	.250
Neal, LF	4	1	2	0	1	1	1	.500
Kieschnick, RF	5	1	2	0	0	3	3	.400
Gillaspie, 3B	5	0	1	2	0	0	4	.200
Ambort, 1B	3	1	1	0	1	0	2	.333
Noonan, 2B	4	1	1	0	0	0	1	.250
Williams, J, C	3	0	2	2	0	0	0	.667
Graham, T, DH	4	0	1	0	0	2	3	.250
MacDonald, P	0	0	0	0	0	0	0	.000
Ray, R, P	0	0	0	0	0	0	0	.000
Sisco, P	0	0	0	0	0	0	0	.000
Totals	37	4	11	4	3	8	19	.297

Bowie	AB	R	H	RBI	BB	SO	LOB	AVG
Figueroa, D, CF	4	0	0	0	1	1	1	.000
Abreu, M, RF	4	1	2	0	0	0	0	.500
Figueroa, P, DH	5	2	3	0	0	1	2	.600
Waring, 3B	5	1	3	1	0	0	2	.600
Widlansky, 1B	4	1	2	0	0	1	2	.500
Joseph, C	1	1	1	2	0	0	0	1.000
Henson, LF	3	0	1	2	1	0	4	.333
Adams, 2B	4	0	2	1	0	0	4	.500
Florimon Jr., SS	4	0	0	0	0	0	1	.000
Britton, Z, P	0	0	0	0	0	0	0	.000
Egan, P	0	0	0	0	0	0	0	.000
Gabino, P	0	0	0	0	0	0	0	.000
Thall, P	0	0	0	0	0	0	0	.000
Totals	34	6	14	6	4	3	16	.412

Bowie	AB	R	H	RBI	BB	SO	LOB	AVG
Figueroa, D, CF	4	0	0	0	1	1	1	.000
Abreu, M, RF	4	1	2	0	0	0	0	.500
Figueroa, P, DH	5	2	3	0	0	1	2	.600
Waring, 3B	5	1	3	1	0	0	2	.600
Widlansky, 1B	4	1	2	0	0	1	2	.500
Joseph, C	1	1	1	2	0	0	0	1.000
Henson, LF	3	0	1	2	1	0	4	.333
Adams, 2B	4	0	2	1	0	0	4	.500
Florimon Jr., SS	4	0	0	0	0	0	1	.000
Britton, Z, P	0	0	0	0	0	0	0	.000
Egan, P	0	0	0	0	0	0	0	.000
Gabino, P	0	0	0	0	0	0	0	.000
Thall, P	0	0	0	0	0	0	0	.000
Totals	34	6	14	6	4	3	16	.412

### BATTING

2B: Neal (1, Britton, Z), Williams, J 2 (2, Egan, Gabino), Gillaspie (1, Gabino).

TB: Crawford; Neal 3; Kieschnick 2; Gillaspie 2; Ambort; Noonan; Williams, J 4; Graham, T.

RBI: Williams, J 2 (2), Gillaspie 2 (2).

Runners left in scoring position, 2 out: Kieschnick; Ford; Ambort; Crawford 2; Graham, T; Gillaspie.

Team RISP: 3-for-13.

Team LOB: 10.

### BASERUNNING

SB: Graham, T (1, 2nd base off Gabino/Joseph).

### FIELDING

Outfield assists: Kieschnick (Joseph at home).

DP: (Gillaspie-Williams, J-Ambort).

Richmond	IP	H	R	ER	BB	SO	HR	ERA
MacDonald	4.0	5	1	1	2	0	0	2.25
Ray, R (L, 0-1)	2.1	6	4	4	1	2	0	15.43
Sisco	1.2	3	1	1	1	1	0	5.40
Totals	8.0	14	6	6	4	3	0	6.75

WP: Egan.

HBP: Abreu, M (by MacDonald), Williams, J (by Thall).

Groundouts-flyouts: MacDonald 9-1, Ray, R 3-2, Sisco 0-4, Britton, Z 7-3, Egan 3-1, Gabino 2-0, Thall 0-2.

Batters faced: MacDonald 17, Ray, R 14, Sisco 9, Britton, Z 16, Egan 8, Gabino 9, Thall 8.

Inherited runners-scored: Sisco 2-2, Egan 2-2, Thall 1-0.

Umpires: HP: Chad Whitson. 1B: Jon Saphire. 2B: . 3B: Tim Eastman.

Weather: 77 degrees, clear.

Wind: 13 mph, Out to CF.

T: 2:53 (1:17 delay).

Att: 3,761.

### BATTING

2B: Adams (1, Ray, R), Henson (1, Sisco), Abreu, M (1, Sisco).

TB: Abreu, M 3; Figueroa, P 3; Waring 3; Widlansky 2; Joseph; Henson 2; Adams 3.

RBI: Joseph 2 (2), Waring (1), Adams (1), Henson 2 (2).

2-out RBI: Waring; Henson 2.

Runners left in scoring position, 2 out: Widlansky; Figueroa,

D; Adams; Waring 2.

SF: Joseph.

GIDP: Adams.

Team RISP: 6-for-14.

Team LOB: 10.

### BASERUNNING

CS: Abreu, M (1, 2nd base by MacDonald/Williams, J).

### FIELDING

Outfield assists: Abreu, M (Gillaspie at 3rd base).

Bowie	IP	H	R	ER	BB	SO	HR	ERA
Britton, Z	4.1	3	2	2	0	3	0	4.15
Egan (W, 1-0)	1.2	2	0	0	1	1	0	0.00
Gabino (H, 1)	1.1	4	2	2	2	1	0	13.50
Thall (S, 1)	1.2	2	0	0	0	3	0	0.00
Totals	9.0	11	4	4	3	8	0	4.00







# History & Records



## FLYING SQUIRRELS DIAMOND FIRSTS

Game.....	4/15/10 vs. Reading
.....	Richmond 3, Reading 0
Win .....	(W,Daryl Maday - L, Michael Cisco - S, Rafael Cova)
.....	4/15/10 vs. Reading
.....	Richmond 3, Reading 0
Loss .....	(W,Daryl Maday - L, Michael Cisco - S, Rafael Cova)
.....	4/18/10 vs. Reading
.....	Reading 5, Richmond 2
.....	(W,Vance Worley - L, Mike MacDonald - S, Michael Stutes)
Pitcher/Batter.....	Richmond's Daryl Maday to Reading's Tyson Gillies, 4/15/10 @ 7:13 PM (Struck Out Looking)
Hit.....	Thomas Neal, 4/15/10 vs. Reading (2nd Inning - Single - Mike Cisco)
Double.....	Nick Noonan, 4/15/10 vs. Reading (2nd Inning - Mike Cisco)
Triple.....	Roger Kieschnick, 4/16/10 vs. Reading (3rd Inning - Yohan Flande)
Home Run.....	Jackson Williams, 4/15/10 vs. Reading (5th Inning - Mike Cisco)
Grand Slam.....	Chris Dominguez, 6/27/11 vs. Harrisburg (7th Inning - Hassan Pena)
Run.....	Thomas Neal, 4/15/10 vs. Reading (2nd Inning)
RBI.....	Nick Noonan, 4/15/10 vs. Reading (2nd Inning)
Walk.....	Jackson Williams, 4/15/10 vs. Reading (2nd Inning - Mike Cisco)
Strikeout (Pitcher).....	Daryl Maday, 4/15/10 vs. Reading (1st Inning - Tyson Gillies)
Strikeout (Batter).....	Darren Ford, 4/15/10 vs. Reading (1st Inning - Mike Cisco)
Stolen Base.....	Skyler Stromsmoe, 4/16/10 vs. Reading (1st Inning)
Caught Stealing.....	Nick Noonan, 4/15/10 vs. Reading (7th Inning - Tuffy Gosewisch)
Sacrifice Fly.....	Conor Gillaspie, 4/19/10 vs. New Britain (3rd Inning)
Hit By Pitch.....	Roger Kieschnick, 4/16/10 vs. Reading (2nd Inning)
Ground Into Double Play.....	Roger Kieschnick, 4/15/10 vs. Reading (6th Inning, 6-4-3)
Error.....	Brandon Crawford, 4/16/10 vs. Reading (5th Inning)
Wild Pitch.....	Tony Pena Jr., 4/16/10 vs. Reading (9th Inning)
Balk.....	David Mixon, 5/3/10 vs. Altoona (2nd Inning)
Win (Individual).....	Daryl Maday, 4/15/10 vs. Reading
Loss (Individual).....	Mike MacDonald, 4/18/10 vs. Reading
Save.....	Rafael Cova, 4/15/10 vs. Reading
Complete Game (7 Innings).....	Mike Kickham, 6/2/12 vs. Erie
CompleteGame (9 Innings).....	Jack Snodgrass, 6/24/14 vs. Harrisburg
Complete-Game Shutout (7 Innings).....	Mike Kickham, 6/2/12 vs. Erie
Complete-Game Shutout (9 Innings).....	Jack Snodgrass, 6/24/14 vs. Harrisburg



### #28 Daryl Maday

(At Left) Flying Squirrels' right-hander Daryl Maday throws the first pitch in franchise history at The Diamond. Maday's first pitch was delivered on April 15th at 7:13 PM to Reading Phillies' leadoff hitter Tyson Gillies. Maday's first offering was a ball, but he went on to strike out Gillies looking. Maday turned in a strong outing in what turned in to the first victory for Richmond at the renovated Diamond. He worked 5 2/3 scoreless innings, allowing just four hits, while walking two and striking out four. He earned the victory as the Flying Squirrels posted a 3-0 shutout of Reading. Richmond catcher Jackson Williams provided the first home run for the Squirrels at The Diamond, a solo-shot in the 5th inning off Reading's Mike Cisco. Conor Gillaspie also homered in the game, curious due to the fact that the Squirrels hit just 19 more home runs in their home park on the year.

Organization

2018 Flying Squirrels

2017: In Review

History & Records

Eastern League

SF Giants

General Info





# History & Records

## FLYING SQUIRRELS' FIRST GAME AT THE DIAMOND



VS.



April 15th, 2010  
The Diamond

Richmond Flying Squirrels (2-6) 3, Reading Phillies (5-3) 0  
April 15, 2010

	1	2	3	4	5	6	7	8	9	R	H	E
Reading	0	0	0	0	0	0	0	0	0	0	4	0
Richmond	0	1	0	0	1	1	0	0	x	3	6	0

Reading	AB	R	H	RBI	BB	SO	LOB	AVG
Gillies, CF	3	0	0	0	1	2	0	.121
Galvis, SS	4	0	0	0	0	1	3	.258
Brown, D, RF	3	0	1	0	1	0	0	.333
Mahar, 1B-LF	3	0	0	0	1	1	1	.310
Pinckney, 3B	3	0	1	0	1	1	0	.310
Spidale, LF	4	0	0	0	0	0	4	.348
Escalona, S, P	0	0	0	0	0	0	0	.000
Gosewisch, C	4	0	1	0	0	1	0	.200
Chavez, O, 2B	3	0	0	0	1	1	1	.111
Cisco, P	2	0	1	0	0	0	0	.500
a-Stavisky, PH	1	0	0	0	0	0	0	.000
Chapman, P	0	0	0	0	0	0	0	.000
Bozied, 1B	1	0	0	0	0	0	0	.333
Totals	31	0	4	0	5	7	9	.257

a-Grounded out for Cisco in the 7th.

### BATTING

2B: Brown, D (4, Maday).

TB: Brown, D 2; Pinckney; Gosewisch; Cisco.

Runners left in scoring position, 2 out: Mahar; Galvis 2; Spidale 2.

Team RISP: 0-for-3.

Team LOB: 9.

### FIELDING

Outfield assists: Gillies (Crawford at 3rd base).

DP: (Galvis-Chavez, O-Mahar).

Richmond	AB	R	H	RBI	BB	SO	LOB	AVG
Ford, CF	4	0	0	0	0	1	1	.194
Crawford, SS	4	0	1	0	0	1	0	.360
Gillaspie, 3B	4	1	1	1	0	0	0	.212
Neal, LF	3	1	1	0	1	1	0	.188
Kieschnick, RF	3	0	1	0	0	0	2	.250
Ambort, 1B	3	0	0	0	0	1	2	.100
Noonan, 2B	2	0	1	1	1	0	1	.226
Williams, J, C	2	1	1	1	1	0	1	.444
Maday, P	2	0	0	0	0	2	2	.000
Ray, R, P	0	0	0	0	0	0	0	.000
a-Timpner, PH	0	0	0	0	1	0	0	.375
Stevens, J, P	0	0	0	0	0	0	0	.000
Cova, P	0	0	0	0	0	0	0	.000
Totals	27	3	6	3	4	6	9	.234

a-Walked for Ray, R in the 7th.

### BATTING

2B: Noonan (3, Cisco), Crawford (3, Cisco).

HR: Williams, J (1, 5th inning off Cisco, 0 on, 0 out), Gillaspie (3, 6th inning off Cisco, 0 on, 0 out).

TB: Crawford 2; Gillaspie 4; Neal; Kieschnick; Noonan 2; Williams, J 4.

RBI: Noonan (1), Williams, J (3), Gillaspie (8).

2-out RBI: Noonan.

Runners left in scoring position, 2 out: Maday.

GIDP: Kieschnick.

Team RISP: 1-for-3.

Team LOB: 4.

### BASERUNNING

SB: Noonan (2, 3rd base off Cisco/Gosewisch).

CS: Noonan (1, 2nd base by Chapman/Gosewisch).

Reading	IP	H	R	ER	BB	SO	HR	ERA
Cisco (L, 1-1)	6.0	6	3	3	2	4	2	3.00
Chapman	1.0	0	0	0	2	0	0	0.00
Escalona, S	1.0	0	0	0	0	2	0	0.00
Totals	8.0	6	3	3	4	6	2	4.31

IBB: Williams, J (by Cisco).

Groundouts-flyouts: Cisco 9-4, Chapman 1-1, Escalona, S 0-1, Maday 10-3, Ray, R 2-1, Stevens, J 0-1, Cova 1-1.

Batters faced: Cisco 24, Chapman 4, Escalona, S 3, Maday 23, Ray, R 4, Stevens, J 4, Cova 5.

Inherited runners-scored: Ray, R 1-0, Cova 2-0.

Umpires: HP: Chris Hamner. 1B: Jordan Ferrell. 2B: . 3B: Cory Hinga.

Weather: 73 degrees, clear.

Wind: 5 mph, Out to CF.

T: 2:38.

Att: 9,560.

Richmond	IP	H	R	ER	BB	SO	HR	ERA
Maday (W, 1-0)	5.2	4	0	0	2	4	0	1.69
Ray, R (H, 1)	1.1	0	0	0	0	1	0	7.71
Stevens, J (H, 2)	0.2	0	0	0	2	1	0	0.00
Cova (S, 2)	1.1	0	0	0	1	1	0	0.00
Totals	9.0	4	0	0	5	7	0	2.97

Compiled by MLB Advanced Media





# History & Records



## FLYING SQUIRRELS' ALL-TIME ROSTER

### A

Adrianza, Ehire - SS (2012, 2013)  
Alguacil, Jose - Manager (2015)  
Alvarado, Carlos - RHP (2014, 2016, 2017)  
Ambort, Michael - 1B (2010)  
Amion, Richard - INF (2016)  
Anders, Luke - 1B/DH (2012)  
Arnold Jeff - C/DH (2014, 2016, 2017)  
Arroyo, Christian - SS/3B/2B (2016)

### B

Balester, Colin - RHP (2017)  
Bandida, Bryce - LHP (2014)  
Beede, Tyler - RHP (2015, 2016)  
Bednar, Brandon - 2B/SS (2016, 2017)  
Belt, Brandon - 1B/OF (2010)  
Beltre, Engel - OF (2015)  
Bennett, TJ - 1B (2016, 2017)  
Biagini, Joe - RHP (2015)  
Biery, Drew - 1B (2011)  
Blair, Elliott - OF (2014)  
Blach, Ty - LHP (2014)  
Black, Ray - RHP (2016)  
Black, Vic - RHP (2017)  
Blackburn, Clayton - RHP (2014)  
Bochy, Brett - RHP (2012)  
Bond, Brock - INF (2010)  
Bowlin, Drew - RHP (2011, 2013)  
Borg, Hector - Coach (2016)  
Bose, Jim - S & C Coach (2012)  
Boyer, Brad - INF (2010)  
Bradley, Ryan - LHP (2013, 2014)  
Brown, Gary - OF (2012)

### C

Cabrera, Yordy - RHP (2017)  
Carbonell, Daniel - OF (2015, 2017)  
Cargnani, Andrew - RHP (2014)  
Castilla, Jose - RHP (2014, 2015, 2016)  
Castillo, Ali - INF (2016, 2017)  
Castillo, Fabio - RHP (2013)  
Cavan, Ryan - 2B (2012)  
Christian, Justin - OF (2011)  
Claiborne, Preston - RHP (2016)  
Ciriaco, Juan - INF (2010-2013, 2015)  
Clark, Craig - LHP (2010)  
Cole, Hunter - OF (2015, 2016, 2017)  
Coonrod, Sam - RHP (2016, 2017)  
Correa, Hector - RHP (2011)  
Cova, Rafael - RHP (2010)  
Crawford, Brandon - SS (2010, 2017)  
Crick, Kyle - RHP (2014, 2015, 2016)  
Culberson, Charlie - 2B (2011)  
Cyr, Tyler - RHP (2017)

### D

D'Alessio, Andy - 1B (2010)  
Davis, Dylan - OF (2017)  
Delfino, Mitch - 3B (2015)  
Diaz, Carlos - LHP (2015)  
Dominguez, Chris - 3B/OF (2011, 2012)  
Dowdy, Justin - LHP (2011)  
Duffy, Matt - SS (2014)  
Dugger - OF (2016)  
Dunning, Jake - RHP (2012)  
Dunnington, Jacob - RHP (2012)  
Duvall, Adam - 3B (2013)

### E

Escobar, Edwin - LHP (2013)  
Eshleman, John - UTIL (2012)

### F

Fairley, Wendell - OF (2011, 2012)  
Fitzgerald, Justin - RHP (2011, 2012, 2013)  
Fleet, Austin - RHP (2011, 2012, 2014)  
Flores, Jose - UTIL (2011, 2012)  
Flores, Jose - RHP (2017)  
Ford, Darren - CF (2010, 2011, 2016)

### G

Gage, Matt - LHP (2015, 2016, 2017)  
Galindo, Jesus - OF (2015)  
Garcia, Aramiz - C (2017)  
Garcia, Carlos - UTIL (2017)  
Getsoff, David - Athletic Trainer (2014, 2015)  
Gillaspie, Conor - 3B (2010)  
Gindl, Caleb - OF (2017)  
Gomez, Miguel - 2B (2017)  
Gonzalez, Abe - S & C Coach (2010)  
Gloor, Chris - LHP (2012, 2013)  
Graham, Tyler - OF (2010, 2014)

### H

Gregorio, Joan - RHP (2015, 2016)  
Grimsley, Ross - Pitching Coach (2010-2014)

### I

Haines, Kyle - Manager (2017)  
Hall, Cody - RHP (2014, 2017)  
Halstead, Ryan - RHP (2017)  
Harris, Devin - OF (2014, 2015)  
Havig, Garrett - Athletic Trainer (2017)

### J

Heathcott, Slade - OF (2017)  
Hern, Tyler - RHP (2017)  
Hembree, Heath - RHP (2011)  
Herrera, Javier - OF (2013, 2015)  
Heston, Chris - RHP (2012)  
Hinojosa, CJ - SS (2016, 2017)  
Hinshaw, Alex - LHP (2011)  
Hobson, K.C. - INF/OF (2017)  
Hodges, Wes - 1B (2011, 2012)  
Horan, Tyler - OF (2014, 2016, 2017)

### K

Javier, Omar - RHP (2013)  
Johnson, Chase - RHP (2015, 2016)  
Johnson, Jordan - RHP (2017)  
Johnson, Stephen - RHP (2015, 2017)  
Jones, Christian - LHP (2016, 2017)  
Jones, Ryder - 1B/3B (2011, 2016)  
Joseph, Tommy - C (2012)  
Joyce, Ken - Hitting Coach (2011-2015)

### L

Kickham, Mike - LHP (2012, 2016)  
Kieschnick, Roger - OF (2010, 2011)  
Kind, Andy - Strength Coach (2017)  
Klimas, Matt - C (2010)  
Kline, Steve - Pitching Coach (2015, 2016, 2017)  
Krill, Brett - OF (2013, 2014)  
Koshansky, Joe - 1B (2011)

### M

Lara, Braulio - LHP (2015)  
Law, Derek - RHP (2014, 2015)  
Lawson, Brad - S & C Coach (2013)  
La Torre, Tyler - C (2010, 2013, 2014)  
Lerud, Steve - C (2016)  
Lidge, Mike - Strength & Conditioning (2016)  
Liles, Nick - OF (2012)  
Lisson, Mario - 3B (2014)  
Lively, Mitch - RHP (2010, 2011)  
Loftgren, Chuck - LHP (2011)  
Lolis, Ryan - OF (2013, 2015, 2017)  
Lormand, Ryan - INF (2010, 2011)  
Lowenstein, Aaron - C (2015, 2017)  
Lujan, Matthew - LHP (2015, 2017)

### N

MacDonald, Mike - RHP (2010)  
Machemer, Dave - Manager (2011-2013)  
Mady, Daryl - RHP (2010, 2011, 2012, 2013)  
Main, Michael - RHP (2010)  
Marte, Kelvin - LHP (2014, 2015)  
Martin, Adrian - RHP (2010)  
Martin, Jarrett - LHP (2017)  
Martinez-Estevé, Eddy - OF (2010)  
Martinez, Rodolfo (2016, 2017)  
Matos, Osiris - RHP (2011)  
Mayora, Daniel - 3B (2012)  
McBryde, Mike - OF (2011)  
McCormick, Phil - LHP (2013-2016)  
McNamara, Dillon - RHP (2017)  
Mejia, Adalberto - LHP (2014, 2015, 2016)  
Miller, Blake - 2B (2014, 2015)  
Miniccozzi, Mark - INF/OF (2012, 2013)  
Mitchell, Russ - INF/OF (2012)  
Mixon, David - RHP (2010, 2011)  
Mizenko, Tyler - RHP (2015, 2016)  
Molina, Nestor - RHP (2016)  
Moss, Brad - C (2013)  
Moncrief, Carlos (2016)  
Monnell, Johnny - C (2011, 2012)  
Moreno, Rando - SS (2015, 2016, 2017)  
Morman, Russ - Hitting Coach/Manager (2010, 2014)  
Moronta, Reyes - RHP (2017)

### O

Ojeda, Miguel - Manager (2016)  
Okert, Stephen - LHP (2014)  
Oropesa, Ricky - 1B (2013-2016)  
Ortega, Eric - Athletic Trainer (2010, 2011)  
Osch, Josh - LHP (2013-2016)  
Otero, Dan - RHP (2011)

### P

Panik, Joe - INF (2013)  
Parker, Jarrett - OF (2013, 2014)  
Peguero, Francisco - OF (2011)  
Perez, Juan - OF (2011, 2012)  
Pena Jr, Tony - RHP (2010)  
Petra, LJ - Athletic Trainer (2012, 2013)  
Pino, Luis - RHP (2017)  
Polovina, John - SS (2016)

### Q

Quinowski, David - LHP (2010, 2011)  
Quirarte, Edwin - RHP (2011-2015)

### R

Ray, Ronnie - RHP (2010, 2011)  
Reed, Nari - LHP (2017)  
Reichard, Andy - RHP (2012)  
Relaford, Travious - INF (2013)  
Reynolds, Matt - LHP (2016)  
Rodriguez, Pedro - RHP (2015, 2016)  
Rodriguez, Wilmin - LHP (2010, 2011)  
Rogers, Taylor - RHP (2013)  
Rogers, Tyler - RHP (2015, 2016)  
Rojas, Nestor - C (2010)  
Romero, Felix - RHP (2010)  
Ronick, Ari - LHP (2012)  
Rossin, Seth - RHP (2017)

### S

Sands, Jerry (2017)  
Schoop, Sharlon - INF (2010, 2011)  
Schroder, Myles - INF (2014, 2015, 2016, 2017)  
Schumer, Justin - RHP (2011)  
Shaw, Chris - 1B (2016, 2017)  
Sherrill, Garrett - S & C Coach (2011)  
Shuman, Scott - RHP (2013)  
Slisco, Andy - LHP (2010)  
Siano, Daniel - RHP (2014, 2016, 2017)  
Slater, Austin - 2B/OF (2015, 2016)  
Skeels, Andy - Manager (2010)  
Smith, Jake - RHP (2016)  
Snelten, DJ - LHP (2017)  
Snedgrass, Jack - LHP (2013-2015)  
Sosa, Henry - RHP (2011)  
Sonabend, Adam - C (2015, 2017)  
Stevens, Jake - LHP (2010)  
Stevenson, Jason - LHP (2011, 2012)  
Stoffel, Jason - RHP (2011)  
Stratton, Chris - RHP (2014, 2015)  
Stromsmoe, Skyler - UTIL (2010, 2011, 2013-2015)  
Suares, Andrew - LHP (2016, 2017)  
Susak, Andrew - C (2013)  
Surkamp, Eric - LHP (2011)

### T

Tanner, Clayton - LHP (2010, 2011)  
Taylor, Cory - RHP (2016, 2017)  
Teller, Carlos - LHP (2013)  
Timpern, Clay - OF (2010)  
Tomlinson, Kelby - INF (2013-2015)  
Turpen, Daniel - RHP (2010)  
Turner, Ben - C (2016)

### V

Valdez, Jose - RHP (2013)  
Verdugo, Ryan - LHP (2011)  
Vessella, Tom - LHP (2011, 2012, 2013)  
Villalona, Angel - 1B (2013-2016)  
Vogelsong, Ryan - RHP (2013)

### W/Y/Z

Wagner, Mark - C (2013)  
Weeks, Joel - UTIL (2011, 2012)  
Westcott, Craig - RHP (2010, 2012, 2013)  
Whitaker, Craig - RHP (2010)  
Williams, Jackson - C (2010, 2011, 2015)  
Williamson, Mac - OF (2015)  
Wilson, Chris - RHP (2012)  
Winn, Matt - C (2016, 2017)  
Young, Pat - RHP (2017)  
Zambrano, Eliezer - C (2010-2017)

Organization

2018 Flying Squirrels

2017: In Review

History & Records

Eastern League

SF Giants

General Info





# History & Records

## FROM THE BOULEVARD TO THE BAY

A year-by-year breakdown of Flying Squirrels players who have reached the Major Leagues on their way through Richmond.

### 2010 Flying Squirrels

Tyler Graham - OF (RFS 2010, 2014) MLB Debut 9/7/12 (Diamondbacks)  
Brandon Crawford - SS (RFS - 2010) MLB Debut - 5/27/11 (Giants)\*\*  
Brandon Belt - 1B (RFS - 2010) MLB Debut - 3/31/11 (Giants)  
Darren Ford - OF (RFS - 2010, 2011, 2016) MLB Debut - 9/1/10 (Giants)  
Thomas Neal - OF (RFS - 2010) MLB Debut - 9/2/12 (Indians)  
Roger Kieschnick - OF (RFS - 2010, 2011) MLB Debut - 7/31/13 (Giants)  
Nick Noonan - INF (RFS - 2010, 2011) MLB Debut - 4/3/13 (Giants)  
Andy Sisco - LHP (RFS - 2010) MLB Debut - 4/4/05 (Royals)\*  
Conor Gillaspie - 3B (RFS 2010) MLB Debut -9/9/08 (Giants)\*\*\*  
Tony Pena - RHP (RFS 2010) MLB Debut- 4/13/06 (Braves)\*  
Clay Timpner - LHP (RFS 2010) MLB Debut - 4/8/08 (Giants)\*  
Jackson Williams - C (RFS - 2010)MLB Debut - 8/27/14 (Rockies)

### 2011 Flying Squirrels

Justin Christian - OF (RFS 2011) MLB Debut 6/24/08 (Yankees)\*  
Joe Koshansky- INF 9RFS 2011) MLB Debut 9/1/07 (Rockies)\*  
Francisco Peguero - OF (RFS - 2011) MLB Debut - 8/25/12 (Giants)  
Ryan Verdugo - LHP (RFS - 2011) MLB Debut - 7/17/12 (Royals)  
Dan Otero - RHP (RFS - 2011) MLB Debut - 4/7/12 (Giants)  
Heath Hembree - RHP (RFS - 2011) MLB Debut - 9/3/13 (Giants)  
Alex Hinshaw - LHP (RFS 2011) MLB Debut -5/15/08 (Giants)\*  
Eric Surkamp - LHP (RFS - 2011)MLB Debut - 8/27/11 (Giants)  
Juan Perez - OF (RFS - 2011, 2012) MLB Debut - 6/9/13 (Giants)  
Charlie Culberson - 2B (RFS - 2011) MLB Debut - 5/13/12 (Giants)  
Chris Dominguez - 3B (RFS - 2011) MLB Debut - 9/3/14 (Giants)  
Ryan Lollis - OF (RFS - 2011, 2013, 2014, 2015) MLB Debut 7/4/15 (Giants)  
Johnny Monell - C (RFS 2011,2012) MLB Debut 9/5/13 (Giants)  
Osiris Matos - RHP (RFS 2011) MLB Debut 7/3/08 (Giants)\*  
Henry Sosa - RHP (RFS 2011) MLB Debut 8/10/11 (Astros)

### 2012 Flying Squirrels

Gary Brown - OF (RFS - 2012) MLB Debut - 9/13/14 (Giants)  
Chris Heston - SP (RFS - 2012) MLB Debut - 9/13/14 (Giants)  
Brett Bochy - RP (RFS - 2012) MLB Debut - 9/13/14 (Giants)  
Ehire Adrianza - SS (RFS - 2012, 2013) MLB Debut - 9/9/13 (Giants)  
Russ Mitchell - INF (RFS -2012) MLB Debut - 9/8/10 (Dodgers)\*  
Jake Dunning - RP (RFS - 2012) MLB Debut - 6/16/13 (Giants)  
Mike Kickham - LHP (RFS - 2012) MLB Debut - 5/28/13 (Giants)  
Tommy Joseph - C (RFS 2012) MLB Debut - 5/13/16 (Phillies)

### 2013 Flying Squirrels

Joe Panik - 2B (RFS 2013) MLB Debut - 6/21/14  
Adam Duval - 3B (RFS - 2013) MLB Debut - 6/26/14  
Edwin Escobar - SP (RFS - 2013) MLB Debut - 8/27/14  
Andrew Susac - C (RFS - 2013) MLB Debut - 7/26/14  
Josh Osich - RP (RFS 2013, 2014, 2015) MLB Debut 7/3/15 (Giants)  
Jarrett Parker - OF (RFS 2013, 2014) MLB Debut 6/13/15 (Giants)

### 2013 Flying Squirrels (cont)

Kelby Tomlinson - SS (RFS 2013, 2014, 2015) MLB Debut 8/3/15 (Giants)  
Cody Hall - RHP (RFS 2013, 2014) MLB Debut 9/3/15 (Giants)  
Ryan Vogelsong (RFS 2-13) MLB Debut 9/2/2000 (Giants)\*\*\*  
Fabio Castillo RHP (RFS-2013) MLB Debut 9/2/17 (Dodgers)

### 2014 Flying Squirrels

Andrew Carignan - RHP (RFS 2014) MLB Debut - 9/2/11 (A's)\*  
Hunter Strickland - RHP (RFS 2014) MLB Debut - 9/1/14 (Giants)  
Matt Duffy - INF (RFS 2014) MLB Debut - 8/1/14 (Giants)  
Derek Law - RHP (RFS 2014, 2015) MLB Debut 4/15/16 (Giants)  
Steven Okert- RHP (RFS 2014) MLB Debut 4/19/16 (Giants)  
Chris Stratton - RHP (RFS 2014, 2015) MLB Debut 5/30/16 (Giants)  
Adalberto Mejia - LHP (RFS 2014, 2015, 2016) MLB Debut 8/20/16 (Twins)  
Ty Blach - LHP (RFS 2014) MLB Debut 9/5/16 (Giants)  
Kelvin Marte LHP - (RFS 2014, 2015) MLB Debut 9/3/16 (Pirates)  
Kyle Crick RHP - (RFS 2014, 2015, 2016) MLB Debut 6/22/17 (Giants)  
Dan Slania OF - (RFS 2014, 2016, 2017) MLB Devbut 6/30/17 (Giants)

### 2015 Flying Squirrels

Mac Williamson - OF (RFS 2015) MLB Debut 9/23/15 (Giants)  
Joe Biagini - RHP (RFS 2015) MLB Debut 4/8/16 (Blue Jays)  
Matt Cain - RHP (RFS 2015) MLB Debut 8/29/05 (Giants)^  
Engle Beltre - OF (RFS 2014) MLB Debut 6/26/13 (Rangers)\*  
Austin Slater - OF (RFS 2015, 2016) MLB Debut 6/2/17 (Giants)

### 2016 Flying Squirrels

Matt Reynolds - LHP (RFS 2016) MLB Debut 8/19/10 (Rockies)\*  
Jake Smith - RHP (RFS 2016) MLB Debut 9/7/16 (Padres)  
Preston Claiborne - RHP (RFS 2016) MLB Debut 5/5/13 (Yankees)\*  
Steve Lerud - C (RFS 2016) MLB Debut 8/30/12 (Phillies)\*  
Joe Nathan - RHP (RFS 2016) MLB Debut 4/21/99 (Giants)\*  
Christian Arroyo - INF (RFS 2016) MLB Debut 4/24/17 (Giants)  
Ryder Jones - 3B (RFS 2016) MLB Debut 6/24/17 (Giants)  
Carlos Moncreif - OF (RFS 2016) MLB Debut 7/29/17 (Giants)

### 2017 Flying Squirrels

Miguel Gomez - 2B (RFS 2017) MLB Debut 7/7/17 (Giants)  
Eduardo Nunez (RFS 2017) MLB Debut 8/19/10 (NYY) ^  
Reyes Moronta - RHP (RFS 2017) MLB Debut 9/5/17 (Giants)  
Collin Balestar - RHP (RFS 2017) MLB Debut 7/1/08 (Nationals)\*  
Vic Black - RHP (RFS 2017) MLB Debut 7/25/13 (Mets)\*  
Caleb Gindl - OF (RFS 2017) MLB Debut 6/15/13 (Brewers)\*  
Slade Heathcott - OF (RFS 2017) MLB Debut 5/20/15 (Yankees)\*  
Jerry Sands - 1B (RFS 2017) MLB Debut 4/18/11 (Dodgers)\*  
Seth Rosin - (RFS 2017) MLB Debut 3/31/14 (Texas)\*

\* Made MLB Debut prior to arriving in Richmond

\*\*Denotes MLB All-Star

\*\*\* Denotes contractual agreement made MLB debut before playing





# History & Records



## POSTSEASON HISTORY



### 2011 Western Division Championship Series Richmond Flying Squirrels vs. Harrisburg Senators Flying Squirrels Win Series (3-0)



WDCS - Game 1	1	2	3	4	5	6	7	8	9	R	H	E
Richmond	0	1	0	0	0	2	0	2	1	6	13	0
Harrisburg	0	0	0	0	0	0	0	0	0	0	7	2

Date/Venue: 9/9/11/The Diamond

WP: D. Maday (1-0)

LP: E. Arnesen (0-1)

S: None

T: 2:51

Att.: 6,447

WDCS - Game 2	1	2	3	4	5	6	7	8	9	10	11	R	H	E
Richmond	0	0	0	0	0	0	0	2	0	0	2	4	7	0
Harrisburg	0	0	0	2	0	0	0	0	0	0	0	2	6	2

Date/Venue: 9/10/11/The Diamond

WP: H. Hembree (1-0)

LP: P. Lehman (0-1)

S: None

T: 3:21

Att.: 6,489

WDCS - Game 3	1	2	3	4	5	6	7	8	9	R	H	E
Harrisburg	0	0	0	0	0	0	0	1	0	1	5	0
Richmond	0	0	0	0	0	2	0	0	x	2	8	0

Date/Venue: 9/11/11/The Diamond

WP: J. Fitzgerald (1-0)

LP: T. Roark (0-1)

S: H. Correa (1)

T: 2:21

Att.: 2,891



### 2011 Eastern League Championship Series Richmond Flying Squirrels vs. N. Hampshire Fisher Cats Fisher Cats Win Series (3-1)



ELCS - Game 1	1	2	3	4	5	6	7	8	9	R	H	E
Richmond	1	2	0	3	1	0	1	0	2	10	17	3
New Hampshire	0	0	4	0	1	1	0	3	0	9	10	2

Date/Venue: 9/13/11/NE Delta Dental Stadium

WP: H. Hembree (2-0)

LP: B. Korecky (0-1)

S: None

T: 3:42

Att.: 2,491

ELCS - Game 2	1	2	3	4	5	6	7	8	9	R	H	E
Richmond	1	0	0	0	0	0	2	0	2	5	11	1
New Hampshire	0	3	0	0	1	0	3	0	x	7	11	1

Date/Venue: 9/14/11/NE Delta Dental Stadium

WP: N. Molina (1-1)

LP: D. Maday (1-1)

S: None

T: 3:15

Att.: 2,532

ELCS - Game 3	1	2	3	4	5	6	7	8	9	R	H	E
New Hampshire	0	0	0	0	0	5	0	0	0	5	6	1
Richmond	1	0	0	0	0	1	0	1	0	3	11	1

Date/Venue: 9/16/11/The Diamond

WP: W. Etheridge (1-0)

LP: J. Stevenson (0-1)

S: B. Korecky (4)

T: 2:59

Att.: 8,819

ELCS - Game 4	1	2	3	4	5	6	7	8	9	R	H	E
New Hampshire	0	1	0	2	0	0	0	0	1	4	8	1
Richmond	0	1	1	0	0	1	0	0	0	3	10	2

Date/Venue: 9/17/11/The Diamond

WP: C. Everts (1-0)

LP: H. Correa (0-1)

S: B. Korecky (5)

T: 2:58

Att.: 4,721

Organization

2018 Flying Squirrels

2017: In Review

History & Records

Eastern League

SF Giants

General Info





# Eastern League

## POSTSEASON HISTORY



### 2014 Western Division Championship Series Richmond Flying Squirrels vs. Akron Rubberducks Flying Squirrels Win Series (3-1)



WDCS - Game 1	1	2	3	4	5	6	7	8	9	10	11	R	H	E
Richmond	0	0	2	0	0	0	0	0	0	0	1	3	9	0
Akron	0	0	0	1	0	0	0	0	1	0	0	2	6	1

Date/Venue: 9/31/4/Canal Park WP: J. Casilla (1-0) LP: Araujo S: None T: 3:30 Att.: 2,414

WDCS - Game 2	1	2	3	4	5	6	7	8	9	R	H	E
Richmond	0	0	0	1	0	0	0	0	0	1	6	1
Akron	0	0	2	1	2	0	0	0	X	5	10	1

Date/Venue: 9/4/4/Canal Park WP: W. Roberts (1-0) LP: Snodgrass (0-1) S: Smith (1) T: 2:38 Att.: 2,672

WDCS - Game 3	1	2	3	4	5	6	7	8	9	R	H	E
Akron	0	0	0	0	0	0	0	0	0	0	3	0
Richmond	0	0	1	0	0	0	0	0	x	1	7	0

Date/Venue: 9/5/4/The Diamond WP: Blach (1-0) LP: C. Anderson (0-1) S: Okert (1) T: 2:35 Att.: 5,944

WDCS - Game 4	1	2	3	4	5	6	7	8	9	R	H	E
Akron	0	0	0	0	0	0	1	0	0	1	5	1
Richmond	0	0	0	2	0	0	0	3	x	5	4	0

Date/Venue: 9/6/4/The Diamond WP: Stratton (1-0) LP: Morimando (0-1) S: None T: 2:48 Att.: 4,893



### 2014 Eastern League Championship Series- Richmond Flying Squirrels vs. Binghamton Mets Mets Win Series (3-0)



ELCS - Game 1	1	2	3	4	5	6	7	8	9	R	H	E
Binghamton	0	1	0	0	2	0	0	2	0	5	11	0
Richmond	0	0	1	0	1	0	0	0	0	2	7	0

Date/Venue: 9/9/4/The Diamond WP: Pill (1-0) LP: Blackburn (0-1) S: Satterwhite (1) T: 3:07 Att.: 2,839

ELCS - Game 2	1	2	3	4	5	6	7	8	9	R	H	E
Binghamton	0	2	0	0	0	0	0	3	0	5	6	0
Richmond	0	1	0	0	0	0	0	0	0	1	6	0

Date/Venue: 9/10/4/The Diamond WP: Peavey (1-0) LP: Mejia (0-1) S: Tajeron (1) T: 2:45 Att.: 4,269

ELCS - Game 3	1	2	3	4	5	6	7	8	9	R	H	E
Richmond	0	0	0	0	0	0	0	1	0	1	4	0
Binghamton	0	0	0	1	0	0	0	0	1	2	8	0

Date/Venue: 9/12/4/The Diamond WP: Satterwhite (1-0) LP: Okert (0-1) S: None (1) T: 2:45 Att.: 4,269

Organization

2018 Flying Squirrels

2017: In Review

History & Records

Eastern League

SF Giants

General Info





# Eastern League





## EASTERN LEAGUE

**Eastern League**  
**30 Danforth St., Suite 208**  
**Portland, ME 04101**  
**Phone: (207) 761-2700**  
**Fax: (207) 761-7064**  
**www.easternleague.com**



Official Name.....	The Eastern League of Professional Baseball Clubs, Inc.
E-Mail.....	elpb@easternleague.com
President.....	Joseph R. McEacharn (15th year)
Assistant to the President.....	Bill Rosario
Years League Active.....	1923-Present
Schedule.....	140 Games, Unbalanced
2018 Opening Date.....	April 5
2018 Closing Date.....	September 3
Playoffs Begin.....	September 5
All-Star Break.....	July 10-12
2018 All-Star Game.....	July 11, Arm & Hammer Park, Trenton, NJ
League Roster Limit.....	25 Players, Entire Season
Playoff Format.....	Top two teams based on winning percentage qualify
Divisional Playoffs.....	Best of Five (2-3)
League Championship Series.....	Best of Five (2-3)
Tiebreakers (First).....	Head-to-Head Season Series
Tiebreakers (Second).....	Runs scored vs. Tied teams
League Statistician.....	MLB Advanced Media
Batting Title Minimum.....	75 Ninth Avenue, 5th Floor, New York, NY 10011
ERA Title Minimum.....	2.7 PA per scheduled game
	0.8 IP per scheduled game

## WESTERN



**Akron RubberDucks**



**Altoona Curve**



**Bowie Baysox**



**Erie SeaWolves**



**Harrisburg Senators**



**Richmond Flying Squirrels**

## EASTERN



**Binghamton Rumble Ponies**



**Hartford Yard Goats**



**New Hampshire Fisher Cats**



**Portland Sea Dogs**



**Reading Fightin' Phils**



**Trenton Thunder**

Organization

2018 Flying Squirrels

2017: In Review

History & Records

Eastern League

SF Giants

General Info



# Eastern League

## EASTERN LEAGUE MILEAGE CHART

	AKR	ALT	BNG	BOW	ERI	HAR	HFD	NHM	POR	REA	RIC	TRE
Akron	X	187	350	336	121	310	539	709	706	350	446	414
Altoona	187	X	201	167	175	138	378	520	552	170	271	239
Binghamton	350	201	X	266	254	181	232	338	360	143	400	165
Bowie	336	167	266	X	337	109	328	460	508	123	124	149
Erie	121	175	254	337	X	298	485	579	586	310	463	374
Harrisburg	310	138	181	109	298	X	295	430	480	65	217	132
Hartford	538	374	216	323	497	271	X	150	210	224	450	167
New Hampshire	709	520	338	460	579	430	134	X	94	370	586	304
Portland	706	552	360	508	586	480	198	94	X	420	654	360
Reading	350	170	143	123	310	65	243	370	420	X	259	73
Richmond	446	271	400	124	463	217	447	586	654	259	X	284
Trenton	414	239	165	149	374	132	187	304	360	73	284	X

## EASTERN LEAGUE UMPIRE ROSTER

#	Umpire	Resides	Experience	2017 League
98	Derek Gonzales	Mesa, AZ	7 years	Eastern
76	Rich Grassa	Lindenhurst, NY	6 years	Eastern
20	Aaron Higgins	Elk Grove, CA	5 years	Eastern
17	Justin Houser	Mattawan, MI	6 years	Eastern
5	Ben Levin	Cincinnati, OH	7 years	Eastern
59	John Mang	Poland, OH	6 years	Eastern
7	Christopher Marco	Waterdown, Ontario	5 years	Eastern
16	Takahito Matsuda	Seiyo, Japan	7 years	Eastern
9	Jacob Metz	Edmonds, WA	5 years	Eastern
2	Richard Riley	Alexandria, VA	6.5 years	Eastern
35	Thomas Roche	Hamden, CT	5 years	Carolina
14	Randy Rosenberg	Arlington, VA	7 years	Eastern
30	Mike Savakinas	Fairborn, OH	7 years	Eastern
6	Chris Scott	Davidsonville, MD	5 years	Eastern
28	Sean Shafer-Markle	Grand Rapids, MI	5 years	Florida State
3	Patrick Sharshel	Castle Pines, CO	5 years	Eastern
8	Derek Thomas	Cape Coral, FL	5 years	Florida State
4	JC Velez-Morales	San Juan, PR	5 years	Florida State





# Eastern League



## RUBBERDUCKS

Canal Park  
300 South Main Street  
Akron, OH 44308  
Phone: (330) 253-5151  
Fax: (330) 253-3300  
www.rubberducks.com



Affiliation.....	Cleveland Indians (since 1997)
First Year.....	1997
Ballpark.....	Canal Park (cap. 9,447)
Field Dimensions.....	LF-331, CF-400, RF-337
League Titles.....	5 ('03, '05, '09, '12, '16)
Last Eastern League Title.....	2016
Last Playoff Appearance.....	2016 (Won Championship)
2017 Record.....	69-71
Place (Western).....	3rd
2017 Record Vs. Flying Squirrels.....	7-6
All-Time Record Vs. Flying Squirrels.....	42-44
2017 Attendance (Total).....	343,351 (6th in EL)
2017 Attendance (Average).....	5,202 (5th in EL)

CEO/Owner.....	Ken Babby
President.....	Jim Pfander
Director of Public & Media Relations.....	Adam Liberman
Radio Broadcaster(s).....	Dave Wilson, Jim Clark
Flagship Radio Station.....	SportsRadio 1350 AM

Manager.....	Tony Mansolino
Hitting Coach.....	Kevin Howard
Pitching Coach.....	Rigo Beltran
Bench Coach.....	Dennis Malave
Trainer.....	Jeremy Heller

Distance from Richmond..... 446 Miles

Flying Squirrels' Hotel in Akron..... Courtyard Inn – Akron/Fairlawn  
100 Springside Dr  
Akron, OH 44333  
330-668-9090



Canal Park

### 2018 Series

@Akron		@Richmond	
5/25.....	6:35	5/7.....	6:35
5/26.....	6:35	5/8.....	6:35
5/27.....	6:35	5/9.....	12:05
5/28.....	1:05	7/4.....	6:35
7/19.....	7:05	7/5.....	6:35
7/21.....	7:05	7/6.....	7:05
7/22.....	2:05	7/7.....	6:05
		7/8.....	1:05

Organization

2018 Flying Squirrels

2017: In Review

History & Records

Eastern League

SF Giants

General Info





# Eastern League

Organization

2018 Flying Squirrels

2017: In Review

History & Records

Eastern League

SF Giants

General Info



## CURVE

Peoples Natural Gas Field  
1000 Park Avenue  
Altoona, PA 16602  
Phone: (814) 943-5400  
Fax: (814) 943-9050  
[www.altoonacurve.com](http://www.altoonacurve.com)



Affiliation.....	Pittsburgh Pirates (since 1999)
First Year.....	1999
Ballpark.....	Peoples Natural Gas Field (cap. 7,210)
Field Dimensions.....	LF-325, CF-405, RF-325
League Titles.....	2 ('10, '17)
Last Eastern League Title.....	2017
Last Playoff Appearance.....	2017 ( Defeated Trenton in ELCS)
2017 Record.....	74-66
Place (Western).....	1st
2017 Record Vs. Flying Squirrels.....	7-9
All-Time Record Vs. Flying Squirrels.....	89-75
2017 Attendance (Total).....	294,486 (7th in EL)
2017 Attendance (Average).....	4,395 (8th in EL)

Chief Operating Officer.....	David Lozinak
General Manager.....	Derek Martin
Radio Broadcaster.....	Trey Wilson
Flagship Radio Station.....	News Talk 1240 WRTA

Manager.....	Michael Ryan
Hitting Coach.....	Keoni De Renne
Pitching Coach.....	Bryan Hickerson
Coach.....	Gregory Picart
Trainer.....	Justin Ahrens

Distance from Richmond.....	271 Miles
-----------------------------	-----------

Flying Squirrels' Hotel in Altoona.....	Altoona Grand Hotel 1 Sheraton Drive Altoona, PA 16601 PH: 814.946.1631
---	--



Peoples Natural Gas Field

## 2018 Series

@Altoona		@Richmond	
4/20.....	6:00	4/30.....	6:35
4/21.....	4:00	5/1.....	6:35
4/22.....	1:00	5/2.....	10:35 (Ary)
5/14.....	6:00	6/19.....	6:35
5/15.....	6:00	6/20.....	6:35
5/16.....	6:00	6/21.....	6:35
8/24.....	6:00		
8/25.....	6:00		
8/26.....	1:00		





# Eastern League



## Rumble Ponies

NYSEG Stadium  
211 Henry Street  
Binghamton, NY 13901  
Phone: (607) 723-6387  
Fax: (607) 723-7779  
www.bmets.com



Affiliation.....	New York Mets (since 1992)
First Year.....	1992 (2017 was first year as "Rumble Ponies")
Ballpark.....	NYSEG Stadium (cap. 6,012)
Field Dimensions.....	LF-330, CF-400, RF-330
League Titles.....	3 ('92, '94, 14)
Last Eastern League Title.....	2014
Last Playoff Appearance.....	2017 (Lost to Trenton in ELDS)
2017 Record.....	85-54
Place (Eastern).....	2nd
2017 Vs. Flying Squirrels.....	5-2
All-Time Record Vs. Flying Squirrels.....	33-28
2017 Attendance (Total).....	190,765 (12th in EL)
2017 Attendance (Average).....	3,289 (121h in EL)

Managing Director.....	John "JB" Bayne
Director of Marketing.....	Eddie Saunders
Radio Broadcaster.....	Tim Heiman
Flagship Radio Station.....	WNBF Newsradio 1290 AM

Manager.....	Luis Rojas
Hitting Coach.....	Valentino Pascucci
Pitching Coach.....	Frank Viola
Bench Coach.....	Luis Rivera
Trainer.....	Bob Grimes

Distance from Richmond..... 400 Miles

Flying Squirrels' Hotel in Binghamton..... Holiday Inn  
2-8 Hawley St.  
Binghamton, NY 13901  
PH: (607) 722-1212  
FX: (607) 722 6063



NYSEG Stadium

### 2018 Series

#### @Binghamton

5/22.....6:35  
5/23.....6:35  
5/24.....10:35 (AM)

#### @Richmond

8/7.....6:35  
8/8.....6:35  
8/9.....6:35

Organization

2018 Flying Squirrels

2017: In Review

History & Records

Eastern League

SF Giants

General Info







# Eastern League

Organization

2018 Flying Squirrels

2017: In Review

History & Records

Eastern League

SF Giants

General Info



Affiliation.....	Baltimore Orioles (since 1993)
First Year.....	1993
Ballpark.....	Prince George's Stadium (cap. 10,000)
Field Dimensions.....	LF-309, CF-405, RF-309
League Titles.....	2015 (1st)
Last Eastern League Title.....	2015
Last Playoff Appearance.....	2017 (Lost to Altoona in ELDS)
2017 Record.....	72-68
Place (Western).....	2nd
2017 vs. Flying Squirrels.....	12-10
All-Time Vs. Flying Squirrels.....	94-95
2017 Attendance (Total).....	234,789 (10th in EL)
2017 Attendance (Average).....	3,453 (10th in EL)

General Manager.....	Brian Shallcross
Assistant General Manager.....	Phil Wrye
Broadcaster.....	Adam Pohl
Flagship Radio Station.....	Baysox.com/1430 WNAV

Manager.....	Gary Kendall
Hitting Coach.....	Keith Bodie
Pitching Coach.....	Kenny Steenstra
Trainer.....	Pat Wesley

Distance from Richmond.....	124 Miles
-----------------------------	-----------

Flying Squirrels' Hotel in Bowie.....	Crown Plaza - Annapolis 173 Jennifer Road Annapolis, MD 21401 PH: (410) 266-3131 FX: (410) 266-6247
---------------------------------------	---



Prince George's Stadium

## 2018 Series

### @Bowie

4/23.....	6:35
4/24.....	6:35
4/25.....	11:05 (AM)
8/14.....	7:05
8/15.....	7:05
8/16.....	7:05
8/22.....	7:05
8/23.....	7:05

### @Richmond

4/16.....	6:35
4/17.....	6:35
4/18.....	6:35
4/19.....	10:35 (AM)
5/29.....	6:35
5/30.....	6:35
5/31.....	6:35
6/22.....	7:05
6/23.....	6:05
6/24.....	1:05
8/20.....	6:35
8/21.....	6:35





# Eastern League



## SEAWOLVES

**UMPC Park**  
**110 East 10th Street**  
**Erie, PA 16501**  
**Phone: (814) 456-1300**  
**Fax: (814) 456-7520**  
**www.seawolves.com**



Affiliation.....	Detroit Tigers (since 2001)
First Year.....	1999
Ballpark.....	UMPC Park (cap. 6,952)
Field Dimensions.....	LF-312, CF-400, RF-328
League Titles.....	None
Last Eastern League Title.....	None
Last Playoff Appearance.....	2013 (Lost in Divisional Series)
2017 Record.....	65-75
Place (Western).....	4th
2017 Vs. Flying Squirrels.....	4-9
All-Time Record Vs. Flying Squirrels.....	35-50
2017 Attendance (Total).....	214,394 (11th in EL)
2017 Attendance (Average).....	3,350 (11th in EL)

President.....	Greg Coleman
Assistant General Manager/Sales.....	Mark Pirello
Assistant General Manager/Communications.....	Greg Gania
Radio Broadcaster.....	Greg Gania
Flagship Radio Station.....	Fox Sports Radio 1330 The Fan

Manager.....	Andrew Graham
Hitting Coach.....	Mike Hessman
Pitching Coach.....	Willie Blaire
Bench Coach.....	Santiago Garrido
Trainer.....	T.J. Saunders

Distance from Richmond..... 463 Miles

Flying Squirrels' Hotel in Erie

Baymont Inn & Suites Erie  
 8170 Perry Highway  
 Erie, PA 16509  
 PH: 814-866-8808



**UMPC Park**

### 2018 Series

@Erie		@Richmond	
7/23 .....	7:05	7/16 .....	6:35
7/24 .....	7:05	7/17 .....	6:35
7/25 .....	12:05	7/18 .....	12:05

Organization

2018 Flying Squirrels

2017: In Review

History & Records

Eastern League

SF Giants

General Info



# Eastern League

Organization

2018 Flying Squirrels

2017: In Review

History & Records

Eastern League

SF Giants

General Info



## SENATORS

**FNB Field**  
**112 Market Street**  
**Harrisburg, PA 17101**  
**Phone: (717) 231-4444**  
**Fax: (717) 231-4445**  
**www.senatorsbaseball.com**



Affiliation.....	Washington Nationals (since 1991)
First Year.....	1987
Ballpark.....	FNB Field (cap. 6,302)
Field Dimensions.....	LF-330, CF-400, RF-335
League Titles.....	6 ('87, '93, '96, '97, '98, '99)
Last Eastern League Title.....	1999
Last Playoff Appearance.....	2013 (Lost in ELCS)
2017 Record.....	60-80
Place (Western).....	6th
2017 Vs. Flying Squirrels.....	10-4
All-Time Vs. Flying Squirrels.....	59-59
2017 Attendance (Total).....	262,872 (9th in EL)
2017 Attendance (Average).....	3,983 (9th in EL)

Principal Owner.....	Mark Butler
President.....	Kevin Kulp
General Manager.....	Randy Whitaker
Radio Broadcasters.....	Terry Byrom
Flagship Radio Station.....	CBS Sports Radio 96.5-95.3-1400

Manager.....	Matt LeCroy
Hitting Coach.....	Brian Rupp
Pitching Coach.....	Michael Tejera
Trainer.....	T.D. Swinford

Distance from Richmond..... 217 Miles

Flying Squirrels' Hotel in Harrisburg..... Holiday Inn  
 815 S. Eisenhower Blvd.  
 Middletown, PA 17057  
 PH: 717-939-1600  
 FX: 717-939-2069



**FNB Field**

### 2018 Series

#### @Harrisburg

6/15.....	7:00
6/16.....	6:00
6/17.....	1:30
6/29.....	7:00
6/30.....	6:00
7/1.....	6:00
7/2.....	6:30
7/3.....	6:30

#### @Richmond

5/17.....	6:35
5/18.....	7:05
5/19.....	6:05
5/20.....	1:05
6/8.....	7:05
6/9.....	6:05
6/10.....	1:05
8/31.....	7:05
9/1.....	6:05
9/2.....	6:05
9/3.....	1:05





# Eastern League



## YARD GOATS

Dunkin' Donuts Park  
1214 Main Street  
Hartford, CT 06103  
Phone: (860) 246-4628  
Fax: (860) 247-4628  
[www.yardgoatsbaseball.com](http://www.yardgoatsbaseball.com)




Affiliation.....	Colorado Rockies (2015 as New Britain)
First Year.....	2016
Ballpark.....	Dunkin' Donuts Park (cap. 6,000)
Field Dimensions.....	LF-325 CF-400 RF-306
League Titles.....	N/A
Last Eastern League Title.....	N/A
Last Playoff Appearance.....	N/A
2017 Record.....	62-77
Place (Eastern).....	5th
2017 Vs. Flying Squirrels.....	8-5
All-Time Vs. Flying Squirrels.....	14-12
2017 Attendance (Total).....	395,196
2017 Attendance (Average).....	5,812

President.....	Tim Restall
General Manager.....	Mike Abramson
Media Relations Contact.....	Jeff Dooley
Radio Broadcaster.....	Jeff Dooley
Flagship Radio Station.....	Fox Sports Radio AM 1410

Manager.....	Warren Schaeffer
Hitting Coach.....	Lee Stevens
Pitching Coach.....	Mark Brewer
Trainer.....	Hoshito Mizutani

Distance from Richmond..... 450 Miles

Flying Squirrels' Hotel in Hartford..... Holiday Inn Express of Newington  
2553 Berlin Turnpike  
Newington, CT 06111  
(860) 372-4000



Dunkin' Donuts Park

### 2018 Series

@Hartford		@Richmond	
4/9.....	7:05	4/27.....	7:05
4/10.....	7:05	4/28.....	6:05
4/11.....	7:05	4/29.....	1:05
6/25.....	7:05	8/17.....	7:05
6/26.....	7:05	8/18.....	6:05
6/27.....	7:05	8/19.....	1:05
6/28.....	7:05		

Organization

2018 Flying Squirrels

2017: In Review

History & Records

Eastern League

SF Giants

General Info





# Eastern League

Organization

2018 Flying Squirrels

2017: In Review

History & Records

Eastern League

SF Giants

General Info



## FISHER CATS

Northeast Delta Dental Stadium  
1 Line Drive  
Manchester, NH 03101  
Phone: (603) 641-2005  
Fax: (603) 641-2055  
www.nhfishercats.com




Affiliation.....	Toronto Blue Jays (since 2004)
First Year.....	2004
Ballpark.....	Northeast Delta Dental Stadium (cap. 6,500)
Field Dimensions.....	LF-326, CF-400, RF-306
League Titles.....	2 (2004, 2011)
Last Eastern League Title.....	2011
Last Playoff Appearance.....	2011 (Won Eastern League Title)
2017 Record.....	59-80
Place (Eastern).....	6th
2017 Vs. Flying Squirrels.....	4-2
All-Time Vs. Flying Squirrels.....	18-31
2017 Attendance (Total).....	284,108 (8th in EL)
2017 Attendance (Average).....	4,735 (7th in EL)

President.....	Mike Ramshaw
General Manager.....	Jim Flavin
Radio Broadcasters.....	Bob Lipman
Flagship Radio Station.....	WGIR 610 AM

Manager.....	John Schneider
Hitting Coach.....	Hunter Mense
Pitching Coach.....	Vince Horsman
Position Player Coach.....	Andy Fermin
Trainer.....	Bob Tarpey

Distance from Richmond ..... 586 Miles

Flying Squirrels' Hotel in Manchester..... Country Inn & Suites  
250 River Road  
Bedford, N.H. 03110  
PH: (603) 666-4600



Northeast Delta Dental Stadium

### 2018 Series

#### @New Hampshire

7/31.....	7:05
8/1.....	12:05
8/2.....	7:05

#### @Richmond

8/10.....	7:05
8/11.....	6:05
8/12.....	1:05



# Eastern League



## SEA DOGS

**Hadlock Field**  
**271 Park Avenue**  
**Portland, ME 04102**  
**Phone: (207) 874-9300**  
**Fax: (207) 780-0317**  
**www.seadogs.com**



<b>Affiliation</b> .....	Boston Red Sox (since 2003)
<b>First Year</b> .....	1994
<b>Ballpark</b> .....	Hadlock Field (cap. 7,368)
<b>Field Dimensions</b> .....	LF-315, CF-400, RF-335
<b>League Titles</b> .....	1 (2006)
<b>Last Eastern League Title</b> .....	2006
<b>Last Playoff Appearance</b> .....	2014 (Lost in Divisional Series)
<b>2017 Record</b> .....	65-74
<b>Place (Eastern)</b> .....	4th
<b>2017 Vs. Flying Squirrels</b> .....	5-1
<b>All-Time Record Vs. Flying Squirrels</b> .....	19-29
<b>2017 Attendance (Total)</b> .....	356,153 (4th in EL)
<b>2017 Attendance (Average)</b> .....	5,653 (4th in EL)
<b>Chairman</b> .....	Bill Burke
<b>Executive Vice President/GM</b> .....	Geoff Iacuesa
<b>Radio Broadcaster</b> .....	Mike Antonellis
<b>Flagship Radio Station</b> .....	95.5/95.9 WPEI
<b>Manager</b> .....	Darren Fenster
<b>Hitting Coach</b> .....	Lee May Jr.
<b>Pitching Coach</b> .....	Paul Abbott
<b>Trainer</b> .....	Scott Gallon
<b>Distance from Richmond</b> .....	654 Miles
<b>Flying Squirrels' Hotel in Portland</b> .....	Fireside Inn & Suites 81 Riverside Street Portland, ME 04103 PH: (207) 775-6161



**Hadlock Field**

### 2018 Series

@Portland		@Richmond	
8/3.....	7:00	6/12.....	6:35
8/4.....	6:00	6/13.....	6:35
8/5.....	1:00	6/14.....	6:35

Organization

2018 Flying Squirrels

2017: In Review

History & Records

Eastern League

SF Giants

General Info





# Eastern League

Organization

2018 Flying Squirrels

2017: In Review

History & Records

Eastern League

SF Giants

General Info



## FIGHTIN PHILS

**FirstEnergy Stadium**  
1900 South Centre Avenue  
Reading, PA 19605  
Phone: (610) 375-8469  
Fax: (610) 373-5868  
[www.readingphillies.com](http://www.readingphillies.com)



Affiliation.....	Philadelphia Phillies (since 1967)
First Year.....	1952
Ballpark.....	FirstEnergy Stadium (cap. 9,000)
Field Dimensions.....	LF-330, CF-400, RF-330
League Titles.....	5 ('57, '68, '73, '95, '01)
Last Eastern League Title.....	2001
Last Playoff Appearance.....	2016 (Lost in Finals)
2017 Record.....	72-68
Place (Eastern).....	3rd
2017 Vs. Flying Squirrels.....	5-1
All-Time Vs. Flying Squirrels.....	58-51
2017 Attendance (Total).....	411,698 (1st in EL)
2017 Attendance (Average).....	6,054 (1st in EL)

General Manager.....	Scott Hunsicker
Executive Director of Sales.....	Joe Bailek
Radio Broadcaster.....	Mike Ventola
Flagship Radio Station.....	610 AM Sports

Manager.....	Greg Legg
Hitting Coach.....	Kevin Riggs
Pitching Coach.....	Steve Schrenk
Assistant Coach.....	Greg Brodzinski
Trainer.....	Mickey Kozack

Distance from Richmond ..... 259 Miles

Flying Squirrels' Hotel in Reading..... Crowne Plaza Reading  
1741 Papermill Rd.  
Wyomissing, PA 19610  
PH: (877) 354-1011



**FirstEnergy Stadium**

### 2018 Series

#### @Reading

5/4.....	7:05
5/5.....	6:05
5/6.....	2:05
6/1.....	7:05
6/2.....	6:35
6/3.....	2:05
6/4.....	9:35 (AM)

#### @Richmond

4/13.....	7:05
4/14.....	6:05
4/15.....	1:05
7/26.....	6:35
7/27.....	7:05
7/28.....	6:05
7/29.....	1:05
8/27.....	6:35
8/28.....	6:35
8/29.....	6:35
8/30.....	6:35





# Eastern League





## THUNDER

Arm & Hammer Park  
One Thunder Road  
Trenton, NJ 08611  
Phone: (609) 394-3300  
Fax: (609) 394-9666  
[www.trentonthunder.com](http://www.trentonthunder.com)




Affiliation.....	New York Yankees (since 2003)
First Year.....	1994
Ballpark.....	ARM & HAMMER Park (cap. 6,440)
Field Dimensions.....	LF-330, CF-407, RF-330
League Titles.....	3 ('07, '08, '13)
Last Eastern League Title.....	2013
Last Playoff Appearance.....	2017 (Lost in ELCS to Altoona)
2017 Record.....	92-48
Place (Eastern).....	1st
2017 Vs. Flying Squirrels.....	5-6
All-Time Vs. Flying Squirrels.....	41-36
2017 Attendance (Total).....	349,013 (6th in EL)
2017 Attendance (Average).....	5,133 (6th in EL)

COO/ General Manager.....	Jeff Hurley
Sr.VP of Corporate Sales and Partnerships.....	Eric Lipsman
Radio Broadcaster.....	Jon Mozes
Flagship Radio Station.....	Fox Sports 920 AM

Manager.....	Jay Bell
Hitting Coach.....	Ty Hawkins
Pitching Coach.....	Tim Norton
Bullpen Coach.....	Luis Dorante
Defensive Coach.....	Raul Dominguez
Trainer.....	Jimmy Downam
Distance from Richmond.....	284 Miles

Flying Squirrels' Hotel in Trenton.....	Wyndham Garden Trenton 1 West Lafayette Street Trenton, NJ 08608 PH: (609) 421-4000 FX: (609) 421-4002
---	--



### 2018 Series

@Trenton	@Richmond
4/5.....	7:00
4/6.....	7:00
4/7.....	1:00
4/8.....	1:00
4/8.....	1:00
6/5.....	7:00
6/6.....	7:00
6/7.....	7:00
7/12.....	7:00
7/13.....	7:00
7/14.....	7:00
7/15.....	1:00
5/10.....	6:35
5/11.....	7:05
5/12.....	6:05
5/13.....	1:00



# SAN FRANCISCO GIANTS



## GIANTS

AT&T Park  
24 Willie Mays Plaza  
San Francisco, CA 94107  
Phone: (415) 972-2000  
www.sfgiants.com



## San Francisco Baseball Associates L.P.

### EXECUTIVE

President and Chief Executive Officer .....	Laurence M. Baer
Special Assistant.....	Willie Mays
Senior Advisor .....	Willie McCovey
Special Advisor.....	Barry Bonds
Special Assistant.....	Will Clark
Community Ambassador .....	Orlando Cepeda
Community Ambassador .....	Jeffrey Leonard
Community Ambassador .....	Dave Dravecky
Vice President, Strategy & Development.....	Fran Weld
Executive Assistant to the President & Chief Executive Officer .....	Terri Guess
Administrative Assistant .....	Misha Hurd

### BASEBALL OPERATIONS

Executive Vice President of Baseball Operations.....	Brian R. Sabean
Senior Vice President and General Manager.....	Bobby Evans
Senior Vice President, Player Personnel & Senior Advisor to the General Manager .....	Dick Tidrow
Vice President and Assistant General Manager .....	Jeremy Shelley
Vice President and Assistant General Manager, Scouting and International Operations .....	John Barr
Vice President of Baseball Operations.....	Yeshayah Goldfarb
Vice President of Player Development.....	David Bell
Special Assistant to the General Manager.....	Felipe Alou
Special Assistant to the General Manager.....	Dave Righetti
Special Assistant to the General Manager.....	Jack Hiatt
Special Assistant to the General Manager.....	Randy Winn
Special Assignment, Pitching.....	Mark Gardner
Special Assistant, Baseball Operations.....	Shane Turner
Special Assistant, Baseball Operations.....	Steve Decker
Special Assistant, Scouting.....	Ellis Burks
Executive Assistant of Baseball Operations & Admin .....	Karen Sweeney
Senior Advisor, Baseball Operations .....	Tony Siegle
Director of Baseball Personnel Administration.....	Clara Ho
Director of Employee Assistant Program.....	Mike Mombrea
Senior Manager of Amateur & Pro Scouting.....	Adam Nieting
Manager of Minor League Operations.....	Eric Flemming
Manager of Professional Video Systems.....	Yo Miyamoto
Senior Coordinator of AZ Baseball Ops .....	Gabe Alvarez
Coordinator of Baseball Operations.....	Jose Bonilla
Coordinator of Baseball Systems.....	Paul Bien
Coordinator of Organizational Travel.....	Michael Scardino
Coordinator of Edu. & Cultural Dev.....	Laura Núñez
Assistant, Professional Video Systems .....	Patrick Yount

### COMMUNICATIONS

Executive Vice President, Communications and Senior Advisor to the CEO .....	Staci Slaughter
Executive Assistant to the Executive Vice President, Communications .....	Lyz Socha
Senior Director, Broadcast Communications and Media Operations.....	Maria Jacinto
Senior Director, Media Relations .....	Matt Chisholm
Hispanic Marketing and Media Relations Manager & Spanish Language Broadcaster .....	Erwin Higueros
Media Relations Manager .....	Liam Connolly
Media Relations Assistant .....	Megan Nelson
Media & Communications Consultant .....	Joan Ryan

Organization

2018 Flying Squirrels

2017: In Review

History & Records

Eastern League

SF Giants

General Info





# SAN FRANCISCO GIANTS



## San Francisco Giants' Media Relations Department

General Phone: (415) 972-2445

General Fax: (415) 947-2800

**Staci Slaughter**, Executive VP, Communications & Senior Advisor to the CEO (415) 972-1960  
**Maria Jacinto**, Senior Director, Broadcast Services (415) 972-1960  
**Matt Chisholm**, Senior Director, Media Relations (415) 972-2441  
**Erwin Higueros**, Hispanic Marketing & Media Relations Manager, Spanish Language Broadcaster  
N/A  
**Liam Connelly**, Media Relations Manager (415) 972-2443  
**Megan Brown**, Media Relations Assistant N/A

## GIANTS' 40-MAN ROSTER (As of March 20)

Pitchers	B-T	Ht	Wt	DOB
<b>Tyler Beede</b>	R-R	6'4"	200	May 23, 1993
<b>Ty Blach</b>	R-L	6'2"	200	Oct 20, 1990
Madison Bumgarner	R-L	6'5"	235	Aug 1, 1989
Johnny Cueto	R-R	5'11"	220	Feb 15, 1986
Sam Dyson	R-R	6'2"	195	May 7, 1988
Julian Fernandez	R-R	6'2"	160	Dec 5, 1995
Cory Gearrin	R-R	6'3"	200	Apr 14, 1986
Roberto Gomez	R-R	6'5"	178	Aug 3, 1989
<b>Tyler Herb</b>	R-R	6'2"	175	Apr 28, 1992
<b>Chase Johnson</b>	R-R	6'3"	185	Jan 9, 1992
Pierce Johnson	R-R	6'1"	170	May 10, 1991
<b>Derek Law</b>	R-R	6'2"	210	Sep 14, 1990
Mark Melancon	R-R	6'1"	175	Mar 28, 1985
<b>Reyes Moronta</b>	R-R	6'0"	175	Jan 6, 1993
<b>Steven Okert</b>	L-L	6'3"	210	July 7, 1991
<b>Josh Osich</b>	L-L	6'2"	230	Sep 3, 1988
Jeff Samardzija	R-R	6'5"	225	Jan 23, 1985
Will Smith	R-L	6'5"	265	Jul 10, 1989
<b>D.J. Snelton</b>	L-L	6'6"	215	May 29, 1992
<b>Chris Stratton</b>	R-R	6'3"	190	Aug 22, 1990
<b>Hunter Strickland</b>	R-R	6'4"	220	Sep 24, 1988
Tony Watson	L-L	6'3"	218	May 30, 1985
<b>Catchers</b>	B/T	Ht	Wt	DOB
<b>Aramis Garcia</b>	R-R	6'2"	195	Jan 12, 1993
Nick Hundley	R-R	6'1"	205	Sep 8, 1983
Buster Posey	R-R	6'1"	215	Mar 27, 1987
<b>Infielders</b>	B/T	Ht	Wt	DOB
<b>Brandon Belt</b>	L-L	6'5"	220	Apr 20, 1988
<b>Brandon Crawford</b>	L-R	6'2"	215	Jan 21, 1987
Miguel Gomez	S-R	5'10"	185	Dec 17, 1992
<b>Ryder Jones</b>	L-R	6'3"	185	Jun 07, 1994
Evan Longoria	R-R	6'2"	180	Oct 7, 1985
<b>Joe Panik</b>	L-R	6'1"	190	Oct 30, 1990
Pablo Sandoval	S-R	5'11"	255	Aug 11, 1986
<b>Kelby Tomlinson</b>	R-R	6'3"	180	Jun 16, 1990
<b>Outfielders</b>	B/T	Ht	Wt	DOB
Austin Jackson	R-R	6'1"	200	Feb 1, 1987
Gorkys Hernandez	R-R	6'1"	190	Sep 7, 1987
Andrew McCutchen	R-R	5'11"	175	Oct 10, 1986
<b>Jarrett Parker</b>	L-L	6'4"	210	Jan 1, 1989
Hunter Pence	R-R	6'4"	220	Apr 13, 1983
<b>Austin Slater</b>	R-R	6'2"	215	Dec 13, 1992
<b>Mac Williamson</b>	R-R	6'4"	213	Jul 15, 1990

\*\*\*BOLD Indicates Former Richmond Flying Squirrels\*\*\*



Organization

2018 Flying Squirrels

2017: In Review

History & Records

Eastern League

SF Giants

General Info





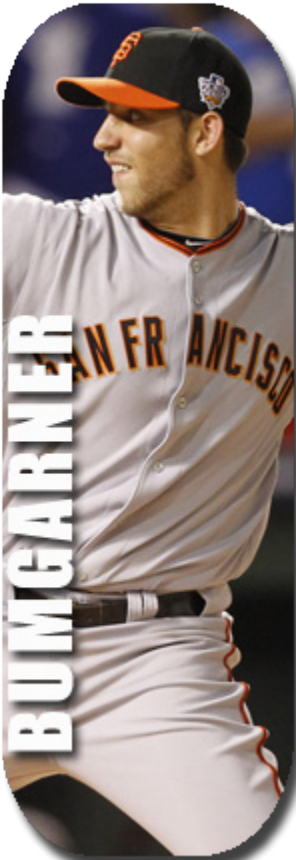


# SAN FRANCISCO GIANTS

## GIANTS FIRST ROUND DRAFT PICKS OF THE DECADE

Year	Player	Pos	Rd	#	B/T	Ht	Wt	DOB
2017	Heliot Ramos	OF	1	19	R/R	6'2"	195	9/7/99
2016	Bryan Reynolds*	OF	2	59	S/R	6'3"	200	1/27/95
2015	Phil Bickford	RHP	1	18	R/R	6'4"	200	7/10/1995
2014	Tyler Beede	RHP	1	14	R/R	6'4	200	5/23/93
2013	Christian Arroyo	SS	1	25	R/R	6'1"	180	5/30/95
2012	Chris Stratton	RHP	1	20	R/R	6'3"	186	08/22/90
2011	Joe Panik	SS	1	29	L/R	6-1	195	10/30/90
2010	Gary Brown	OF	1	24	R/R	6-0	170	09/28/88
2009	Zachary Wheeler	RHP	1	6	R/R	6-3	180	05/30/90
2008	Gerald (Buster) Posey	C	1	5	R/R	6-1	205	03/27/87
2007	Madison Bumgarner	LHP	1	10	R/L	6-4	215	08/01/89
2006	Tim Lincecum	RHP	1	10	L/R	5-11	170	06/15/84

The Giants are well-known for drafting and developing talent from within. Madison Bumgarner (1st rd, '07), Tim Lincecum (1st rd, '06) and Buster Posey (1st rd, '08) are just a few examples of the home-grown era. Former Squirrels Joe Panik, Brandon Crawford and Derek Law have carried on the legacy of the farm system as that of a top-tier organization. Note: The 2016 draft did not produce a 1st round selection due to the free agent signing of Jeff Samardzija





# SAN FRANCISCO GIANTS



## GIANTS' 2017 DRAFT RESULTS

PLAYER	POS	B/T	PLAYER INFO	RD	PICK	BONUS
Ramos, Heliot	CF	R/R	6'1" 188lbs DOB: 09/07/99	1	19	\$3,101,700
Gonzalez, Jacob	3B	R/R	6'4" 206lbs DOB: 06/26/98	2	58	\$950,000
Corry, Seth	LHP	L/L	6'2" 195lbs DOB: 11/03/98	3	96	\$1,000,000
Cave, Garrett	RHP	R/R	6'4" 200lbs DOB: 07/18/96	4	126	\$417,200
Bahr, Jason	RHP	R/R	6'4" 190lbs DOB: 02/15/95	5	156	\$250,000
Johnson, Bryce	CF	S/R	6'2" 180lbs DOB: 10/27/95	6	186	\$210,000
Harasta, Logan	RHP	R/R	6'7" 235lbs DOB: 08/29/96	7	216	\$140,000
Gavin, John	LHP	R/L	6'6" 230lbs DOB: 10/10/95	8	246	\$125,000
Phillips, Aaron	RHP	R/R	6'5" 215lbs DOB: 10/11/96	9	276	\$80,000
Calabrese, Rob	C	R/R	6'1" 205lbs DOB: 10/03/95	10	306	\$132,500
Still, Doug	LHP	L/L	6'2" 170lbs DOB: 08/02/95	11	336	\$125,000
Bond, Aaron	CF	L/R	6'5" 195lbs DOB: 02/16/97	12	366	\$125,000
Schimpf, Tyler	RHP	R/R	6'4" 210lbs DOB: 08/07/95	13	396	\$125,000
Sexton, Michael	3B	L/R	6'2" 230lbs DOB: 01/04/95	14	426	\$2,500
Garcia, Orlando	SS	R/R	6'2" 195lbs DOB: 12/31/95	15	456	\$125,000
Russell, John	RHP	R/R	6'3" 170lbs DOB: 10/17/95	16	486	\$125,000
Warren, Brac	RHP	R/R	6'4" 215lbs DOB: 02/14/96	17	516	\$50,000
Corbett, Chris	C	R/R	6'1" 195lbs DOB: 07/07/94	18	546	\$2,500
Tostado, Frankie	RF	L/L	6'2" 218lbs DOB: 03/31/98	19	576	\$175,000
Winn, Keaton	RHP	R/R	6'4" 205lbs DOB: 02/20/98	20	606	
Baldwin, Logan	CF	L/L	6'0" 166lbs DOB: 04/09/96	21	636	\$60,000
Jacknewitz, Greg	LHP	L/L	6'3" 210lbs DOB: 06/26/95	22	666	\$2,500
Matheny, Shane	3B	L/R	6'1" 205lbs DOB: 06/05/96	23	696	\$80,000
Giarratano, Nico	SS	S/R	6'0" 175lbs DOB: 12/15/94	24	726	\$2,500
Van Gorp, Franklin	RHP	R/R	6'1" 210lbs DOB: 10/26/95	25	756	\$50,000
McPherson, Kyle	SS	R/R	5'11" 180lbs DOB: 02/09/96	26	786	\$50,000
Brown, Matt	RHP	R/R	6'6" 215lbs DOB: 06/12/96	27	816	\$50,000
Lannoo, Peter	RHP	R/R	6'6" 220lbs DOB: 11/13/94	28	846	\$2,500
Rubio, Frank	RHP	R/R	5'11" 185lbs DOB: 04/23/95	29	876	--
Watkins, Sean	CF	R/R	5'10" 190lbs DOB: 11/16/95	30	906	--
Bartlett, Keenan	RHP	R/R	6'1" 170lbs DOB: 09/27/95	31	936	\$40,000
Rivera, Blake	RHP	R/R	6'4" 205lbs DOB: 01/09/98	32	966	--
Maddox, Peyton	C	R/R	6'3" 185lbs DOB: 08/01/96	33	996	--
Nurse, Connor	RHP	R/R	6'6" 210lbs DOB: 07/31/99	34	1026	\$250,000
Combs, Dalton	RF	L/L	6'3" 200lbs DOB: 10/29/94	35	1056	\$2,500
Marciano, Joe	LHP	L/L	6'5" 250lbs DOB: 01/11/95	36	1086	\$2,500
Rohloff, Andy	RHP	R/R	6'2" 180lbs DOB: 07/16/96	37	1116	\$10,000
Saldana, Antonio	LHP	L/L	6'6" 225lbs DOB: 07/03/99	38	1146	--
Dobzanski, Brad	RHP	R/R	6'3" 195lbs DOB: 02/12/99	39	1176	--
Jenkins, Liam	RHP	R/R	6'8" 225lbs DOB: 04/09/97	40	1206	--

Organization

2018 Flying Squirrels

2017: In Review

History & Records

Eastern League

Sf Giants

General Info







# SAN FRANCISCO GIANTS

## 2017 OVERALL ORGANIZATIONAL MINOR LEAGUE STANDINGS

RANK	TEAM	WON	LOST	PCT	16	17	18	19	20	21	22	23	24	25	26	27	28	29	30	Texas Rangers	409	420	.493
1	Minnesota Twins	446	308	.592	17	375	386	.493												Los Angeles Angels	375	386	.493
2	New York Yankees	520	367	.586	18	368	380	.492												Miami Marlins	368	380	.492
3	Los Angeles Dodgers	469	366	.562	19	394	409	.491												Detroit Tigers	394	409	.491
4	St. Louis Cardinals	440	381	.536	20	402	418	.490												San Diego Padres	402	418	.490
5	Philadelphia Phillies	442	391	.531	21	438	459	.488												New York Mets	438	459	.488
6	Tampa Bay Rays	470	429	.523	22	369	390	.486												Cleveland Indians	369	390	.486
7	Toronto Blue Jays	427	401	.516	23	366	394	.482												Seattle Mariners	366	394	.482
8	Boston Red Sox	391	372	.512	24	366	396	.480												Baltimore Orioles	366	396	.480
9	Houston Astros	456	437	.511	25	383	443	.464												Cincinnati Reds	383	443	.464
10	Chicago Cubs	418	411	.504	26	383	444	.463												Kansas City Royals	383	444	.463
11	Pittsburgh Pirates	411	410	.501	27	348	411	.458												San Francisco Giants	348	411	.458
12	Arizona Diamondbacks	455	454	.501	28	342	417	.451												Washington Nationals	342	417	.451
13	Oakland Athletics	379	379	.500	29	336	410	.450												Atlanta Braves	336	410	.450
14	Colorado Rockies	388	393	.497	30	336	424	.442												Chicago White Sox	336	424	.442
15	Milwaukee Brewers	372	381	.494																			

## 2017 GIANTS' SYSTEM BREAKDOWN

### COMPOSITE RECORD BREAKDOWN:

San Francisco Giants			
AZL Giants	34	22	.607
DSL Giants	41	30	.577
Sacramento	64	77	.454
Richmond	63	77	.450
San Jose	62	78	.443
Augusta	55	80	.407
Salem-Keizer	29	47	.382
TOTAL	348	411	.458

### PLAYOFF REVIEW:

The 2017 season was a rare down year for the Giants system top to bottom. The Flying Squirrels managed a fifth-place finish in the Eastern League's Western Division, while Sacramento (AAA) San Jose (A+) and Salem Keizer (SS) all found themselves in the basement by season's end. The lone bright spots in the organization shined from the lowest levels of the system. The Dominican Summer League Giants squad closed the year with a 2nd place finish, missing the postseason by 3.5 games. The Arizona Rookie League team won the East Division (34-22) and earned a first round bye in the postseason. Giants 2017 first round selection Heliot Ramos helped guide the team into the playoffs, batting a robust .348. The AZL Giants advanced to the league's championship series after taking down the Texas affiliate in a one game playoff. The team feel short of the crown, falling in a best of three series to the AZL Cubs.

### BASEBALL AMERICA'S POSTSEASON ALL-STAR SELECTIONS

Sacramento: N/A  
Richmond: N/A  
San Jose: SS Ryan Howard, RHP Dylan Rheault  
Augusta: N/A  
Salem-Keizer: RHP Stetson Woods  
AZL Giants: OF Heliot Ramos, 3B Jacob Gonzalez, OF Diego Rincones, LHP Joey Marciano, RHP Olbis Parra

### MINOR LEAGUE MID-SEASON ALL-STAR SELECTIONS:

Sacramento: RHP Tyler Rogers  
Richmond: RHP Tyler Cyr, LHP Matt Gage, SS C.J. Hinojosa, OF Slade Heathcott, 2B Miguel Gomez  
San Jose: RHP Mike Connolly, C Aramis Garcia, RHP Ryan Halstead, INF Ryan Howard, LHP Conner Menez and OF Bryan Reynolds  
Augusta: INF Kelvin Beltre, LHP Domenic Mazza  
Salem-Keizer: RHP Stetson Woods, 3B Manuel Geraldo, 1B Ryan Kirby, OF Malique Ziegler

### XM ALL-STAR FUTURES GAME SELECTIONS:

U.S. Team - Bryan Reynolds, OF

### STRAIGHT UP

The San Francisco Giants struggles in 2017, resulted in direct promotions to the Major League level for a trio of Squirrels players. Closer Reyes Moronta was called up from Richmond to join the Giants while the team was in Philadelphia on May 10. Moronta did not get into any game action during his initial call up, but later finished the year with the Giants. Starting pitcher Dan Slania was whisked away from the Squirrels to join the Giants during a series in Trenton, NJ. Slania flew cross country to join the Giants in San Francisco and two days later made his MLB debut on June 30. Slania tossed a scoreless inning in Pittsburgh against the Pirates prior to being shipped back to the Eastern League.

Perhaps the most significant promotion from Richmond was second baseman Miguel Gomez to San Francisco. Gomez was summoned to the Majors on July 7, shortly after being named to the Eastern League All-Star team. The powerful middle infielder stuck with the team for the remainder of the year, appearing in 22 games in his rookie campaign.





# SAN FRANCISCO GIANTS



## GIANTS' 2017 ORGANIZATIONAL BREAKDOWN

### 2017 TEAM BATTING STATISTICS

TEAM	AVG	AB	R	H	HR	BB	SO	SB	CS
AZL Giants	.282	1917	314	540	28	172	442	66	27
Salem-Keizer	.267	2622	390	699	38	243	678	138	80
Sacramento	.263	4842	608	1272	126	385	1133	104	27
San Jose	.256	4884	633	1252	124	335	1275	63	25
Richmond	.250	4591	523	1148	93	399	971	41	31
Augusta	.243	4427	514	1076	72	368	1070	149	72

### 2017 TEAM PITCHING STATISTICS

TEAM	W-L	ERA	H	C	G	SHO	SV	HR	BB	SO
Augusta	55-80	3.94	1153	3	13	23	56	461	1029	
AZL Giants	34-22	3.96	483	0	3	13	31	200	503	
Richmond	63-77	4.04	1200	5	8	29	96	497	1032	
Sacramento	64-77	4.23	1315	0	6	37	120	462	1034	
San Jose	62-78	4.52	1287	0	5	34	100	533	1134	
Salem-Keizer	29-47	4.99	732	1	2	14	53	317	622	

### 2017 INDIVIDUAL BATTING TOP-10

Player	Club	AVG	G	AB	R	H	HR	RBI
Ramos, Heliot	GIA	.348	35	138	33	48	6	27
Baldwin, Logan	SK	.342	50	184	38	63	3	25
Gonzalez, Jacob	GIA	.339	46	168	23	57	1	21
Munguia, Ismael	GIA	.331	42	142	31	47	1	19
Johnson, Bryce	SK	.329	57	222	41	73	0	16
Reynolds, Bryan	SJ	.312	121	491	72	153	10	63
Rincones, Diego	GIA	.308	47	159	19	49	3	34
Bond, Aaron	GIA	.306	41	147	26	45	8	31
Howard, Ryan	SJ	.306	127	526	59	161	9	50
Shaw, Chris	SAC	.292	125	469	58	137	24	79

### 2017 INDIVIDUAL PITCHING TOP-10

Pitcher	Club	W-L	ERA	IP	H	BB	SO
Suarez, Andrew	SAC	10-10	3.30	155.2	166	42	135
Woods, Stetson	SK	3-2	3.36	64.1	59	21	48
Mazza, Domenic	SJ	7-11	3.43	131.1	127	23	101
Gage, Matt	SAC	6-11	4.21	145.1	176	40	95
Taylor, Cory	RIC	4-11	4.30	127.2	125	58	100
Benitez, Julio	SK	1-7	4.30	69.0	85	12	35
Menez, Conner	SJ	7-7	4.41	114.1	127	50	99
Baragar, Caleb	AUG	5-7	4.63	114.2	127	35	81
Lujan, Matt	SK	4-6	4.99	83.0	103	22	66

(minimum 0.8 IP/team game)

(minimum 2.7 PA/team game)

## ADDITIONAL GIANTS' 2017 ORGANIZATIONAL LEADERS

### HOME RUNS

Shaw, Chris	SAC	24
Brusa, Gio	SJ	17
Garcia, Aramis	RIC	17
Dobson, Dillon	SJ	15

3 others tied at 14.

### WINS

Suarez, Andrew	SAC	10
Kaden, Connor	AUG	8
Snelten, D.J.	SAC	8

3 others tied at 7.

### RBI

Shaw, Chris	SAC	79
Arenado, Jonah	SJ	73
Garcia, Aramis	RIC	73
Kirby, Ryan	SK	73
Dobson, Dillon	SJ	68

### SAVES

Rheault, Dylan	SJ	21
Cyr, Tyler	RIC	18
Ruotolo, Patrick	AUG	17
Law, Derek	SAC	10
Rogers, Tyler	SAC	10

### STOLEN BASES

Paulino, Cristian	SJ	34
Geraldo, Manuel	SK	28
Ziegler, Malique	SK	26
Johnson, Bryce	SK	25
Calixte, Orlando	SAC	19

### STRIKEOUTS

Suarez, Andrew	SAC	135
Woods, Stephen	AUG	113
Slania, Dan	RIC	112
Flores, Jose	SAC	110
Krook, Matt	SJ	105

Organization

2018 Flying Squirrels

2017: In Review

History & Records

Eastern League

SF Giants

General Info



# SAN FRANCISCO GIANTS

Organization

2018 Flying Squirrels

2017: In Review

History & Records

Eastern League

SF Giants

General Info

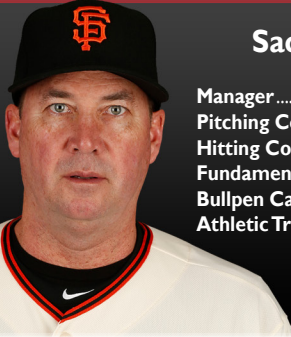


## RIVER CATS

Raley Field  
400 Ballpark Drive  
Sacramento, CA 95691  
Phone: (916) 376-4700  
Fax: (916) 376-4710  
www.rivercats.com



Brundage



### Sacramento River Cats Field Staff

Manager ..... Dave Brundage  
Pitching Coach ..... Steve Kline  
Hitting Coach ..... Damon Minor  
Fundamentals Coach ..... Nestor Rojas  
Bullpen Catcher ..... Travis Higgs  
Athletic Trainer ..... David Getsoff

### Sacramento River Cats

#### Pacific Coast League Standings

Pacific Northern Division	W	L	PCT	GB
Reno Aces	80	62	.563	--
Fresno Grizzlies	77	65	.542	3.0
Tacoma Rainiers	66	76	.465	14.0
Sacramento River Cats	64	77	.454	15.5

#### 2017 Playoffs

Did Not Qualify

#### 2017 Team Leaders

(\*\*\*Minimum 300 TPA or 75 IP)

AVG:	Tim Federowicz (.300)***
HR:	Chris Shaw (18)
RBI:	Jae-gyun Hwang (55)
RUNS:	Mac Williamson (54)
HITS:	Jae-gyun Hwang (100)
W:	Tyler Beede, Kraig Sitton, Andrew Suarez (6)
L:	Roberto Gomez (9)
SV:	Tyler Rogers, Derek Law (10)

### Team Information

Ballpark: ..... Raley Field (14,014)  
Ballpark Opened: ..... 2000  
Owner: ..... Susan Savage  
Radio Broadcaster: ..... Johnny Duskow

League: ..... Pacific Coast (AAA)  
Division: ..... Pacific Northern  
First Year: ..... 1978  
Giants Affiliate Since: ..... 2015  
2017 Record (Place): ..... 64-77 (4th)



Shaw





# SAN FRANCISCO GIANTS



## SACRAMENTO RIVER CATS - 2017 FINAL BATTING STATISTICS

BATTERS	AVG	G	AB	R	H	2B	3B	HR	RBI	BB	SO	SB	CS	OBP	SLG	OPS	E
Arnold, Jeff	.176	9	34	3	6	1	0	1	2	2	15	0	0	.222	.294	.516	1
Arroyo, Christian	.396	25	91	18	36	7	0	4	16	6	12	2	0	.461	.604	1.065	4
Bennett, T.J.	.286	6	14	1	4	0	0	1	2	4	4	0	0	.444	.500	.944	2
Bernard, Wynton	.254	82	193	28	49	8	2	2	14	12	41	13	1	.303	.347	.650	2
Blanks, Kyle	.232	35	82	11	19	4	0	3	12	7	28	0	0	.315	.390	.705	0
Brown, Trevor	.163	58	196	11	32	4	0	1	9	9	43	2	0	.208	.199	.407	2
Brown, Tyler	.000	1	1	0	0	0	0	0	0	0	0	0	0	.000	.000	.000	0
Calixte, Orlando	.243	97	378	48	92	15	5	14	43	21	84	19	4	.283	.421	.704	11
Castillo, Ali	.254	70	244	23	62	10	3	1	18	10	23	4	2	.284	.332	.616	8
Ciriaco, Juan	.277	75	235	28	65	13	2	4	30	16	46	7	0	.320	.400	.720	9
Duggar, Steven	.261	13	46	7	12	1	0	2	6	8	12	3	2	.370	.413	.783	0
Federowicz, Tim	.300	77	283	34	85	19	0	9	43	30	65	3	0	.366	.463	.829	6
Gillaspie, Conor	.311	29	90	13	28	7	0	0	4	3	8	3	2	.333	.389	.722	1
Heathcott, Slade	.290	26	69	8	20	2	1	2	8	11	22	3	1	.402	.435	.837	0
Hill, Aaron	.235	5	17	5	4	0	1	1	3	2	7	0	0	.381	.529	.910	0
Hwang, Jae-Gyun	.285	98	351	44	100	21	4	10	55	27	83	7	1	.332	.453	.785	14
Jones, Ryder	.312	64	237	44	74	19	2	13	44	29	53	7	0	.396	.574	.969	7
Lollis, Ryan	.292	56	185	16	54	14	0	1	22	11	19	1	0	.332	.384	.715	1
Marrero, Chris	.207	17	58	7	12	4	0	2	11	6	12	0	0	.299	.379	.678	1
Moncrief, Carlos	.287	71	171	17	49	17	0	2	18	17	45	4	2	.349	.421	.770	5
Morse, Michael	.273	3	11	1	3	1	0	0	2	1	3	0	0	.333	.364	.697	0
Panik, Joe	.000	1	2	0	0	0	0	0	0	0	1	0	0	.000	.000	.000	0
Parker, Jarrett	.232	30	112	22	26	5	0	3	8	21	31	1	1	.353	.357	.711	1
Polonium, John	.400	3	5	2	2	0	1	0	1	0	0	0	0	.400	.800	1.200	0
Querecuto, Juniel	.232	94	293	26	68	11	0	2	27	26	63	6	2	.298	.290	.589	10
Ruggiano, Justin	.280	45	157	23	44	13	0	6	21	9	33	1	2	.325	.478	.803	0
Sandoval, Pablo	.207	9	29	4	6	1	0	1	3	5	3	0	0	.324	.345	.669	0
Shaw, Chris	.289	88	336	42	97	25	1	18	50	20	106	0	0	.328	.530	.858	2
Slater, Austin	.321	50	184	28	59	12	0	5	27	15	39	4	3	.377	.467	.845	3
Stubbs, Drew	.256	10	39	6	10	1	0	2	7	6	16	1	0	.348	.436	.784	1
Tomlinson, Kelby	.296	26	108	17	32	6	0	0	8	13	12	9	2	.377	.352	.729	2
Upton Jr., Melvin	.244	12	45	4	11	1	0	1	4	4	14	0	0	.306	.333	.639	0
Williamson, Mac	.244	94	352	54	86	21	0	14	50	25	100	4	1	.301	.423	.724	7
Winn, Matt	.333	6	18	4	6	3	0	1	5	1	7	0	0	.350	.667	1.017	0
Zambrano, Eliezer	.417	4	12	2	5	0	0	0	1	2	2	0	0	.500	.417	.917	0
Team Total	.263	141	4842	608	1272	268	22	126	577	385	1133	104	27	.320	.405	.726	116

## SACRAMENTO RIVER CATS - 2017 FINAL PITCHING STATISTICS

PITCHERS	W	L	ERA	G	GS	CG	SHO	SV	SVO	IP	H	R	ER	HR	HB	BB	SO
Balester, Collin	1	0	5.79	14	0	0	0	0	1	23.1	31	15	2	0	7	0	0
Beede, Tyler	6	7	4.79	19	19	0	0	0	0	109.0	121	68	58	14	3	39	0
Blackburn, Clayton	0	0	15.00	1	1	0	0	0	0	3.0	6	5	4	1	0	1	0
Bumgarner, Madison	0	0	9.82	1	1	0	0	0	0	3.2	7	4	4	0	1	1	0
Crick, Kyle	1	2	2.76	24	0	0	0	6	11	29.1	24	9	9	1	1	13	1
Cueto, Johnny	0	0	0.00	1	1	0	0	0	0	3.0	3	0	0	0	0	0	0
Flores, Jose	2	4	4.04	12	12	0	0	0	0	64.2	64	31	29	4	3	24	1
Gage, Matt	2	7	5.75	13	12	0	0	0	0	67.1	99	49	43	3	2	20	0
Gomez, Roberto	3	9	4.07	38	13	0	0	0	4	97.1	100	52	44	8	3	38	2
Gregorio, Joan	4	4	3.04	13	13	0	0	0	0	74.0	63	33	25	9	1	35	1
Johnson, Chase	0	2	4.35	6	0	0	0	0	0	10.1	11	5	5	2	0	0	0
Kelly, Casey	2	3	4.17	7	7	0	0	0	0	41.0	43	22	19	7	1	15	0
Kelly, Casey	7	5	4.46	19	18	1	1	1	1	101.0	115	55	50	16	5	38	2
Knight, Dusten	3	2	3.43	31	3	0	0	0	1	60.1	51	28	23	6	4	31	1
LaMarche, Will	0	0	67.50	1	0	0	0	0	0	0.2	5	5	5	1	0	1	0
Law, Derek	1	1	2.48	25	0	0	0	10	13	32.2	32	9	9	1	0	12	1
Melancon, Mark	0	0	0.00	1	1	0	0	0	0	1.0	0	0	0	0	0	1	0
Moncrief, Carlos	0	1	9.00	1	0	0	0	0	0	2.0	4	2	2	0	0	1	0
Moronta, Reyes	3	0	2.12	13	0	0	0	0	1	17.0	13	4	4	1	0	8	0
Morris, Bryan	0	0	0.00	3	0	0	0	0	0	3.0	2	0	0	0	0	1	0
Muren, Drew	1	0	0.00	1	0	0	0	0	0	1.0	0	0	0	0	0	1	0
Muren, Drew	1	0	0.00	5	0	0	0	1	1	8.2	3	0	0	0	0	5	0
Okert, Steven	3	0	3.20	24	0	0	0	6	8	25.1	15	10	9	4	2	8	1
Osich, Josh	1	1	7.71	9	0	0	0	2	4	9.1	12	11	8	0	0	3	0
Owen, David	0	0	0.00	1	0	0	0	0	0	1.1	1	0	0	0	0	0	0
Reyes, Mark	0	0	3.00	1	0	0	0	0	0	3.0	3	1	1	0	0	2	0
Reynolds, Matt	2	1	3.86	29	0	0	0	0	0	30.1	28	15	13	3	1	6	0
Rogers, Tyler	4	4	2.37	55	0	0	0	10	16	76.0	65	26	20	2	6	28	3
Romero, Ricky	0	2	6.75	4	4	0	0	0	0	14.2	16	12	11	1	1	16	0
Roth, Michael	4	4	4.68	15	11	0	0	1	1	67.1	89	44	35	6	2	18	1
Sitton, Kraig	6	4	3.74	47	2	0	0	0	3	65.0	70	29	27	5	2	16	0
Slania, Dan	0	8	7.82	12	12	0	0	0	0	61.0	78	54	53	14	3	31	0
Slattery, Heath	0	0	12.60	4	0	0	0	0	0	5.0	8	8	7	1	0	6	0
Snelten, D.J.	4	0	2.42	36	0	0	0	0	3	52.0	38	20	14	4	0	18	1
Stratton, Chris	4	5	5.11	15	15	0	0	0	0	79.1	94	49	45	10	2	22	0
Suarez, Albert	0	0	0.00	1	1	0	0	0	0	3.0	3	0	0	0	0	0	0
Suarez, Andrew	6	6	3.55	15	13	0	0	0	0	88.2	94	39	35	7	3	27	2
Webb, Ryan	1	0	3.98	17	0	0	0	2	2	20.1	22	12	9	3	0	12	1
Team Total	64	77	4.23	141	141	0	6	37	68	1245.1	1315	671	585	120	41	462	16



# SAN FRANCISCO GIANTS

Organization

2018 Flying Squirrels

2017: In Review

History & Records

Eastern League

SF Giants


General Info



## GIANTS

Municipal Stadium  
588 East Alma Avenue  
San Jose, CA 95112  
Phone: (408) 297-1435  
Fax: (408) 297-1453  
www.sjgiants.com





### Nava

### San Jose Giants Field Staff

Manager.....Lipso Nava  
Pitching Coach.....Matt Yourkin  
Hitting Coach.....Wilfredo Romero  
Fundamentals Coach.....Gary Davenport  
Athletic Trainer.....Ryo Watanabe

### 2017 San Jose Giants

#### California League Standings

Northern Division	W	L	PCT	GB
Modesto Nuts	74	66	.529	-
Stockton Ports	71	69	.507	3.0
Visalia Rawhide	69	71	.493	5.0
San Jose Giants	62	78	.443	5.0

#### 2017 Playoffs N/A

#### 2017 Team Leaders (\*\*\*Minimum 300 TPA or 75 IP)

<b>AVG:</b>	Bryan Reynolds (.312)***
<b>HR:</b>	Gio Brusa & Aramis Garcia (17)
<b>RBI:</b>	Jonah Arenado (73)
<b>RUNS:</b>	Bryan Reynolds (72)
<b>HITS:</b>	Ryan Howard (161)
<b>W:</b>	Conner Menez (7)
<b>L:</b>	Mark Reyes (13)
<b>SV:</b>	Dylan Rheault (21)
<b>ERA:</b>	Grant Watson (3.96)***
<b>IP:</b>	Conner Menez (114.1)

### Team Information

Ballpark:.....San Jose Municipal Stadium (4,200)  
Ballpark Opened:.....1941  
President/CEO:.....Daniel Orum  
General Manager:.....Mark Wilson  
Director of Broadcasting:.....Joe Ritzo  
Senior VP Communications & CMO:.....Juliana Paoli

League:.....California (A)  
Division:.....Northern  
First Year.....1942  
Giants Affiliate Since:.....1988  
2017 Record (Place).....62-78 (4th)





# SAN FRANCISCO GIANTS



## SAN JOSE GIANTS - 2017 FINAL BATTING STATISTICS

BATTERS	AVG	G	AB	R	H	2B	3B	HR	RBI	BB	SO	SB	CS	OBP	SLG	OPS	E
Amion, Junior	.200	4	10	0	2	1	0	0	0	0	2	0	0	.200	.300	.500	0
Arenado, Jonah	.268	129	488	67	131	36	4	13	73	26	104	1	1	.308	.439	.747	25
Bennett, T.J.	.195	29	87	5	17	3	1	1	5	8	31	2	4	.268	.287	.555	4
Bernal, Michael	.250	11	40	9	10	1	0	0	5	5	10	0	0	.333	.275	.608	1
Bono, Christoph	.125	4	16	0	2	0	0	0	3	0	9	0	0	.125	.125	.250	0
Brusa, Gio	.237	113	426	58	101	28	2	17	55	33	124	1	2	.296	.432	.727	5
Carbonell, Daniel	.304	39	148	22	45	13	1	4	25	5	31	3	2	.338	.486	.824	3
Castillo, Ali	.154	3	13	0	2	1	0	0	1	0	4	0	0	.154	.231	.385	0
Dobson, Dillon	.234	110	428	56	100	21	3	15	68	35	146	3	1	.294	.402	.696	18
Duggar, Steven	.270	29	115	22	31	11	0	4	20	17	42	7	0	.361	.470	.830	2
Fargas, Johneshwy	.194	31	103	15	20	4	2	2	11	3	24	5	1	.222	.330	.552	1
Garcia, Aramis	.272	81	324	43	88	20	1	17	65	15	73	0	0	.314	.497	.811	5
Gillaspie, Conor	.286	5	14	1	4	1	0	0	1	1	3	0	0	.333	.357	.690	1
Hill, Aaron	.250	3	8	4	2	2	0	0	0	3	5	0	0	.500	.500	1.000	0
Howard, Ryan	.306	127	526	59	161	21	0	9	50	23	81	7	2	.342	.397	.739	20
Jebawy, Ronnie	.251	77	307	35	77	14	4	4	20	12	96	15	0	.291	.362	.652	0
Miller, Jalen	.227	117	431	61	98	25	4	6	44	31	100	6	4	.283	.346	.628	21
Morse, Michael	.222	3	9	2	2	0	0	0	1	1	2	0	0	.300	.222	.522	0
Nunez, Eduardo	.200	2	5	1	1	0	0	0	0	1	2	0	0	.333	.200	.533	0
Panik, Joe	.000	1	3	0	0	0	0	0	0	1	1	0	0	.250	.000	.250	0
Pare, Matt	.190	15	42	3	8	2	0	1	3	7	12	1	0	.352	.310	.661	2
Paulino, Cristian	.340	11	47	8	16	2	0	1	3	1	11	4	2	.367	.447	.814	2
Pence, Hunter	.300	3	10	3	3	0	0	0	0	2	2	0	0	.417	.300	.717	0
Polonius, John	.265	36	102	16	27	5	0	2	10	7	22	2	3	.327	.373	.700	4
Quinn, Heath	.228	75	272	24	62	9	0	10	29	20	86	0	0	.290	.371	.661	3
Reynolds, Bryan	.312	121	491	72	153	26	9	10	63	37	106	5	3	.364	.462	.826	4
Riley, John	.000	1	4	0	0	0	0	0	0	0	4	0	0	.000	.000	.000	0
Sabanosh, Connor	.200	15	45	2	9	0	0	0	1	1	13	0	0	.217	.200	.417	0
Sandoval, Pablo	.222	3	9	0	2	0	0	0	1	2	0	0	0	.364	.222	.586	0
Span, Denard	.333	2	6	0	2	0	0	0	0	1	0	0	0	.429	.333	.762	0
Vizcaino, Jose Jr.	.214	29	98	12	21	3	0	2	12	11	30	1	0	.300	.306	.606	0
Williamson, Mac	.167	2	6	1	1	0	0	0	0	1	3	0	0	.286	.167	.452	0
Winn, Matt	.215	71	251	32	54	17	1	6	23	25	96	0	0	.288	.363	.651	7
Team Total	.256	140	4884	633	1252	266	32	124	592	335	1275	63	25	.310	.400	.710	142

## SAN JOSE GIANTS - 2017 FINAL PITCHING STATISTICS

PITCHERS	W	L	ERA	G	GS	CG	SHO	SV	SVO	IP	H	R	ER	HR	HB	BB	SO	AVG
Anderson, Shaun	3	3	3.51	6	5	0	0	0	0	25.2	19	13	10	1	2	4	22	.198
Bumgarner, Madison	0	1	8.10	2	2	0	0	0	0	10.0	11	10	9	4	0	2	13	.268
Cabrera, Yordy	0	1	4.25	14	0	0	0	0	0	29.2	39	15	14	1	1	16	23	.331
Cederroth, Michael	0	0	3.20	16	0	0	0	0	0	25.1	18	13	9	4	1	15	33	.200
Connolly, Mike	4	8	4.85	18	15	0	0	0	0	94.2	117	55	51	12	2	21	60	.312
Cueto, Johnny	0	1	6.75	2	2	0	0	0	0	6.2	11	8	5	1	1	1	8	.367
*Diaz, Carlos	2	2	2.47	34	0	0	0	1	1	58.1	45	18	16	2	1	23	67	.214
Halstead, Ryan	0	0	1.11	22	0	0	0	8	8	24.1	24	5	3	0	1	2	27	.247
Kaden, Connor	4	0	4.34	21	0	0	0	0	0	37.1	35	19	18	3	1	31	24	.245
Knight, Dusten	2	0	1.10	8	0	0	0	1	2	16.1	6	2	2	0	1	1	24	.111
Krook, Matt	4	9	5.12	25	17	0	0	0	0	91.1	75	67	52	4	5	66	105	.217
LaMarche, Will	4	2	3.46	30	0	0	0	2	3	41.2	38	18	16	1	3	8	49	.241
Martinez, Rodolfo	2	0	4.05	10	0	0	0	0	0	13.1	14	6	6	2	0	1	12	.269
Mazza, Domenic	0	2	7.71	2	2	0	0	0	0	11.2	18	12	10	1	4	3	4	.360
McCasland, Jake	5	11	4.78	20	20	0	0	0	0	101.2	125	71	54	9	8	30	95	.299
Melancon, Mark	0	0	13.50	3	3	0	0	0	0	2.2	6	4	4	1	1	0	4	.462
Menez, Conner	7	7	4.41	23	22	0	0	0	0	114.1	127	64	56	5	13	50	99	.282
Morris, Bryan	1	0	0.00	2	0	0	0	0	0	2.2	0	0	0	0	0	1	1	.000
Muren, Drew	0	0	2.70	4	0	0	0	0	0	6.2	6	3	2	0	1	3	11	.231
Owen, David	3	1	5.76	27	0	0	0	0	0	65.2	86	45	42	4	2	19	50	.315
Polonius, John	0	0	0.00	1	0	0	0	0	0	0.1	0	0	0	0	0	0	1	.000
Reyes, Mark	4	13	6.08	25	21	0	0	0	0	111.0	128	82	75	9	5	77	60	.299
Rheault, Dylan	2	1	2.70	55	0	0	0	21	24	60.0	51	23	18	4	0	22	46	.229
Simpson, Caleb	1	5	4.68	44	0	0	0	0	3	59.2	43	34	31	8	4	39	80	.199
Slatton, Heath	3	3	7.93	22	6	0	0	1	2	47.2	63	45	42	8	9	26	54	.325
Smith, Caleb	0	1	7.27	7	0	0	0	0	0	8.2	10	7	7	0	0	14	6	.294
Solter, Matt	5	2	4.08	14	7	0	0	0	0	57.1	57	29	26	2	2	18	46	.261
Suarez, Albert	0	0	3.00	2	2	0	0	0	0	6.0	4	2	2	0	0	1	3	.190
Watson, Grant	4	3	3.96	14	11	0	0	0	0	75.0	83	37	33	8	2	29	69	.283
Williams, Garrett	2	2	2.45	6	5	0	0	0	0	33.0	28	11	9	3	4	10	38	.220
Team Total	62	78	4.52	140	140	0	5	34	43	1238.2	1287	718	622	100	74	533	1134	.268

Organization

2018 Flying Squirrels

2017: In Review

History & Records

Eastern League

SF Giants

General Info





# SAN FRANCISCO GIANTS

Organization

2018 Flying Squirrels

2017: In Review

History & Records

Eastern League

SF Giants

General Info



AUGUSTA  
**GREENJACKETS**

**GREENJACKETS**

SRP Park

N Augusta Greenway,  
North Augusta, SC 29841

Phone: (706) 736-7889

Fax: (706) 736-1122

www.greenjacketsbaseball.com



**Cabrera**

## Augusta GreenJackets Field Staff

Manager ..... Jolbert Cabrera  
Pitching Coach ..... Clay Rapada  
Hitting Coach ..... Thomas Neal  
Fundamentals Coach ..... Ydwin Villegas  
Athletic Trainer ..... Michael Johnson

## Augusta GreenJackets

### South Atlantic League Standings (Overall)

Southern Division	W	L	PCT	GB
Greenville Drive	79	60	.568	-
Charleston RiverDogs	76	63	.547	3.0
Rome Braves	74	65	.532	5.0
Asheville Tourists	68	70	.493	10.5
Columbia Fireflies	68	70	.493	10.5
Lexington Legends	62	75	.453	16.0
Augusta Green Jackets	55	80	.407	22.0

### 2017 Playoffs

Did not appear

### 2017 Team Leaders

(\*\*\*Minimum 300 TPA or 75 IP)

<b>AVG:</b>	Sandro Fabian (.277)***
<b>HR:</b>	Skyler Ewing (13)
<b>RBI:</b>	Sandro Fabian (61)
<b>RUNS:</b>	Kelvin Beltre (65)
<b>HITS:</b>	Sandro Fabian (133)
<b>W:</b>	Domenic Mazza (7)
<b>L:</b>	Melvin Adon (11)
<b>SV:</b>	Pat Ruotolo (17)
<b>ERA:</b>	Stephen Woods (2.95)***
<b>IP:</b>	Domenic Mazza (119.2)

## Team Information

Ballpark: ..... SRP Park (5,000)  
Ballpark Opened: ..... 2018  
President: ..... Jeff Eisman  
General Manager: ..... Tom Denlinger  
Director of Broadcasting: ..... None  
General Manager: ..... Brandon Greene  
  
League: ..... South Atlantic (A)  
Division: ..... Southern  
First Year: ..... 1988  
Giants Affiliate Since: ..... 2005  
2017 Record (Place): ..... 55-80 (7th)



**FABIAN**







# SAN FRANCISCO GIANTS



## AUGUSTA GREENJACKETS - 2017 FINAL BATTING STATISTICS

BATTERS	AVG	G	AB	R	H	2B	3B	HR	RBI	BB	SO	SB	CS	OBP	SLG	OPS	E
Albertson, Will	.206	42	131	12	27	2	0	1	12	15	29	0	0	.325	.244	.569	5
Angomas, Jean	.292	70	264	31	77	8	3	1	22	19	27	10	9	.338	.356	.694	3
Beltre, Kelvin	.253	118	423	65	107	24	2	6	37	47	96	15	6	.328	.362	.690	19
Bernal, Michael	.267	69	225	22	60	13	2	2	28	19	61	1	2	.349	.369	.718	14
Bono, Christoph	.100	5	20	3	2	2	0	0	0	2	8	1	0	.217	.200	.417	0
Bowers, Zack	.082	16	49	2	4	0	0	0	0	2	28	0	0	.151	.082	.233	0
Brown, Tyler	.208	16	48	8	10	4	0	0	0	6	12	3	1	.321	.292	.613	2
De La Rosa, Frandy	.231	56	199	21	46	9	2	5	19	15	66	2	4	.284	.372	.656	5
Dunston Jr., Shawn	.241	50	170	17	41	5	2	2	13	14	30	13	5	.301	.329	.630	1
Ewing, Skyler	.246	88	297	48	73	21	1	13	47	36	73	1	1	.359	.455	.813	18
Fabian, Sandro	.277	122	480	51	133	30	0	11	61	10	88	5	4	.297	.408	.705	12
Fargas, Johneshwy	.205	37	117	14	24	6	1	1	10	6	24	10	7	.285	.299	.584	3
Fulmer, Ashford	.236	70	250	30	59	14	2	1	22	28	54	13	3	.326	.320	.646	3
Garcia, Carlos	.221	33	122	15	27	5	0	4	8	17	24	7	3	.331	.361	.692	4
Geraldo, Manuel	.165	30	115	13	19	2	1	3	10	3	34	5	0	.200	.278	.478	8
Heyward, Jacob	.223	107	359	40	80	16	0	10	45	42	110	5	7	.317	.351	.668	8
Kirby, Ryan	.220	23	82	8	18	5	2	1	8	9	34	0	0	.301	.366	.667	4
Marks, Anthony	.182	20	77	8	14	3	0	0	9	8	15	5	2	.256	.221	.477	0
Palmino, Cristian	.271	62	229	31	62	9	1	4	19	23	49	30	7	.343	.371	.714	8
Rivera, Kevin	.214	24	84	8	18	3	1	1	5	5	17	2	1	.258	.310	.568	8
Sonabend, Adam	.211	31	95	5	20	5	0	0	9	9	36	0	0	.297	.263	.560	2
Van Horn, Brandon	.262	81	282	28	74	11	0	3	27	15	68	11	7	.298	.333	.631	12
Vizcaino, Jose Jr.	.262	84	309	34	81	17	2	3	34	18	87	10	3	.309	.359	.668	12
Team Total	.243	135	4427	514	1076	214	22	72	445	368	1070	149	72	.312	.350	.662	175

## AUGUSTA GREENJACKETS - 2017 FINAL PITCHING STATISTICS

PITCHERS	W	L	ERA	G	GS	CG	SHO	SV	SVO	IP	H	R	ER	HR	HB	BB	SO	AVG
Adon, Melvin	3	11	4.35	23	19	0	0	0	0	99.1	110	65	48	5	6	35	89	.277
Avila-Leeper, Cameron	1	2	14.85	7	1	0	0	0	0	13.1	26	24	22	2	3	10	8	.406
Baragar, Caleb	5	7	4.63	22	22	0	0	0	0	114.2	127	75	59	8	8	35	81	.286
Bernal, Michael	0	0	0.00	1	0	0	0	0	0	0.1	0	0	0	0	0	0	0	.000
Bostic, Alex	0	1	7.71	6	0	0	0	0	1	9.1	9	10	8	0	0	13	10	.243
Brody, Greg	0	1	5.40	11	0	0	0	0	0	13.1	14	10	8	0	1	2	13	.246
Burke, Jeff	1	1	4.56	36	0	0	0	1	3	51.1	61	32	26	3	4	20	31	.298
Cabrera, Sandro	1	2	4.14	42	1	0	0	0	3	67.1	68	42	31	4	4	36	72	.258
Cabrera, Yordy	2	3	3.44	8	6	0	0	0	0	34.0	28	17	13	1	2	14	24	.228
Kaden, Connor	3	0	0.43	6	2	0	0	1	1	21.0	12	1	1	0	1	3	21	.164
Mazza, Domenic	7	9	3.01	19	19	3	2	0	0	119.2	109	47	40	4	4	20	97	.244
Medina, Hengerber	0	1	6.14	3	0	0	0	0	0	7.1	11	5	5	2	0	1	4	.379
Morel, Jose	3	2	4.11	39	2	0	0	0	2	70.0	72	38	32	4	7	21	47	.262
Myers, D.J.	3	8	4.37	22	12	0	0	0	0	78.1	100	51	38	4	3	22	66	.315
Pope, Matt	1	1	6.75	7	0	0	0	0	1	8.0	8	6	6	1	2	12	3	.296
Riggs, Nolan	3	6	2.13	44	0	0	0	3	7	67.2	55	23	16	0	8	15	69	.219
Ruotolo, Patrick	4	2	1.68	44	0	0	0	17	18	48.1	28	10	9	3	3	12	69	.167
Santos, Wilson	0	2	6.20	15	0	0	0	1	2	20.1	21	16	14	2	1	9	11	.263
Smith, Caleb	1	2	5.14	24	0	0	0	0	1	35.0	30	22	20	3	1	27	27	.238
Solter, Matt	2	1	3.98	7	5	0	0	0	0	31.2	30	16	14	2	2	18	35	.248
Vizcaino, Raffi	5	7	4.98	16	12	0	0	0	0	77.2	75	48	43	4	3	28	74	.259
Williams, Garrett	4	3	2.25	12	11	0	0	0	0	64.0	59	22	16	0	0	25	58	.234
Woods, Stephen	6	7	2.95	23	23	0	0	0	0	110.0	93	46	36	3	5	64	113	.226
Yanez, Cesar	0	1	9.00	9	0	0	0	0	0	11.0	7	12	11	1	0	19	7	.194
Team Total	55	80	3.94	135	135	3	13	23	39	1173.0	1153	638	513	56	68	461	1029	.257

Organization

2018 Flying Squirrels

2017: In Review

History & Records

Eastern League

SF Giants

General Info



# SAN FRANCISCO GIANTS

Organization

2018 Flying Squirrels

2017: In Review

History & Records

Eastern League

SF Giants

General Info



## VOLCANOES

Volcanoes Stadium  
6700 Field of Dreams Way  
Keizer, OR 97307  
Phone: (503) 390-2225  
Fax: (503) 390-2227  
www.volcanoesbaseball.com



Borg



### Salem-Keizer Volcanoes Field Staff

Manager.....Hector Borg  
Pitching Coach.....Dwight Bernard  
Hitting Coach.....Pending  
Fundamentals Coach.....Mark Hallberg  
Athletic Trainer.....Charlene Wichman

### Salem-Keizer Volcanoes

#### Northwest League Standings (Overall)

South Division	W	L	PCT	GB
Hillsboro Hops	41	35	.539	-
Eugene Emeralds	39	47	.513	2.0
Boise Hawks	37	39	.487	4.0
Salem-Keizer Volcanoes	29	47	.382	12.0

#### 2017 Playoffs

Did not appear

#### 2017 Team Leaders

(\*\*\*Minimum 180 TPA or 45 IP)

<b>AVG:</b>	Logan Balrdwin (.342)***
<b>HR:</b>	Ryan Kirby(8)
<b>RBI:</b>	Gio Brusa (42)
<b>RUNS:</b>	Manuel Geraldo (47)
<b>HITS:</b>	Manuel Gerardo & Kevin Rivera (81)
<b>W:</b>	Melvin Adon (5)
<b>L:</b>	Victor Conception (7)
<b>SV:</b>	Pat Ruotolo & Cesar Yanez (\$)
<b>ERA:</b>	Nolan Riggs (4.24)***
<b>IP:</b>	Melvin Adon (67.1)

### Team Information

Ballpark:.....Volcanoes Stadium "The Crater" (4,252)  
Ballpark Opened:.....1997  
President & General Manager:.....Jerry Walker  
Co-Owner:.....Bill Tucker  
Stadium Operations.....Rick Nelson  
Interim Dir. of Broadcasting.....Josh Hauser

League:.....Northwest (A-)  
Division:.....West  
First Year.....1997  
Giants Affiliate Since:.....1997  
2017 Record (Place).....29-47 (4th)



Ramos





# SAN FRANCISCO GIANTS



## SALEM-KEIZER VOLCANOES - 2017 FINAL BATTING STATISTICS

BATTERS	AVG	G	AB	R	H	2B	3B	HR	RBI	BB	IBB	SO	SB	CS	OBP	SLG	OPS	E
Amion, Junior	.326	25	89	11	29	4	0	1	13	2	0	11	5	6	.337	.404	.741	7
Baldwin, Logan	.342	50	184	38	63	11	2	3	25	13	0	42	17	10	.395	.473	.868	1
Bono, Christoph	.136	9	22	1	3	0	0	0	0	2	0	10	3	2	.240	.136	.376	0
Brown, Tyler	.200	5	10	1	2	1	1	0	4	1	0	2	1	0	.250	.500	.750	1
Burks, Christopher	.077	10	13	3	1	1	0	0	0	1	0	4	2	0	.143	.154	.297	0
Cabrera, Gustavo	.294	16	51	4	15	2	1	3	10	3	0	13	1	2	.345	.549	.894	0
Calabrese, Rob	.277	32	94	19	26	5	1	1	7	12	0	31	1	0	.369	.383	.752	1
Combs, Dalton	.208	23	48	6	10	2	0	1	11	6	0	10	1	1	.309	.313	.622	0
Corbett, Chris	.150	16	40	2	6	0	0	0	1	4	0	7	0	0	.222	.150	.372	2
De La Rosa, Frandy	.150	8	20	1	3	0	0	0	1	1	0	7	0	0	.190	.150	.340	0
Edie, Mikey	.174	13	23	4	4	1	0	0	0	1	0	7	2	0	.208	.217	.426	1
Garcia, Orlando	.268	54	190	33	51	10	0	6	33	26	0	46	1	4	.366	.416	.781	8
Geraldo, Manuel	.301	73	276	38	83	8	1	3	40	12	0	77	23	12	.338	.370	.707	13
Johnson, Bryce	.329	57	222	41	73	5	2	0	16	17	0	52	25	10	.400	.369	.769	0
Kirby, Ryan	.279	75	276	51	77	16	0	8	65	35	3	58	10	5	.361	.424	.785	10
Manwaring, Dylan	.207	30	92	12	19	6	0	0	4	10	0	36	2	3	.302	.272	.574	6
Matheny, Shane	.284	34	102	13	29	5	0	0	12	15	0	20	4	2	.381	.333	.715	7
Medrano, Robinson	.286	27	84	16	24	6	1	2	10	5	0	29	1	3	.326	.452	.778	2
Melendez, Rene	.071	6	14	0	1	0	0	0	1	1	0	7	0	1	.133	.071	.205	0
Murray, Byron	.205	12	39	4	8	2	0	1	4	5	0	13	1	1	.295	.333	.629	4
Parra, Jeffry	.173	17	52	3	9	2	1	0	4	4	0	9	1	1	.232	.250	.482	3
Ramirez, A.J.	.100	9	20	2	2	0	0	1	3	2	0	7	1	0	.208	.250	.458	2
Riley, John	.286	8	21	1	6	1	0	0	3	5	0	9	2	0	.423	.333	.756	0
Rivera, Kevin	.272	41	136	18	37	6	4	1	18	13	0	30	2	4	.331	.397	.728	4
Rodriguez, Juan	.239	33	117	10	28	1	1	1	15	6	0	35	5	1	.280	.291	.571	0
Sexton, Michael	.218	38	133	12	29	5	0	1	17	13	0	40	1	3	.284	.278	.562	10
Ziegler, Malique	.240	64	254	46	61	9	5	5	24	28	1	66	26	9	.329	.374	.703	2
Team Total	.267	76	2622	390	699	109	20	38	341	243	4	678	138	80	.336	.367	.703	97

## SALEM-KEIZER VOLCANOES - 2017 FINAL PITCHING STATISTICS

PITCHERS	W	L	ERA	G	GS	CG	SHO	SV	SVO	IP	H	R	ER	HR	HB	BB	SO	AVG
Bahr, Jason	3	2	3.55	13	7	0	0	0	1	33.0	31	16	13	0	4	11	36	.248
Benitez, Julio	1	7	4.30	14	14	1	0	0	0	69.0	85	44	33	4	6	12	35	.301
Black, Vic	0	0	5.14	6	0	0	0	1	3	7.0	6	4	4	0	1	7	11	.222
Bostic, Alex	0	2	8.79	13	5	0	0	0	0	28.2	29	29	28	4	4	22	22	.284
Cave, Garrett	1	1	5.85	14	0	0	0	3	4	20.0	19	13	13	0	1	12	29	.260
Deeg, Nick	1	1	4.22	10	0	0	0	1	2	21.1	25	13	10	1	1	11	21	.301
De La Rosa, Alejandro	3	3	4.01	16	8	0	0	0	0	49.1	53	25	22	4	2	24	57	.275
Diaz, Alvaro	0	0	6.75	2	0	0	0	0	0	2.2	2	3	2	0	1	5	1	.200
Duprey, Sidney	0	1	12.15	2	2	0	0	0	0	6.2	10	10	9	0	2	5	1	.345
Harasta, Logan	0	1	18.00	1	0	0	0	0	0	1.0	2	2	2	1	0	0	2	.400
Jacknewitz, Greg	0	2	7.47	4	4	0	0	0	0	15.2	23	16	13	2	1	4	10	.329
Kaden, Connor	1	1	3.60	3	0	0	0	0	0	5.0	5	2	2	0	0	0	6	.250
Lannoo, Peter	1	3	4.28	14	5	0	0	1	1	40.0	46	26	19	7	2	12	26	.280
Lujan, Matt	0	1	3.38	2	2	0	0	0	0	8.0	8	3	3	1	1	2	6	.258
Marte, Jose	2	5	5.33	14	14	0	0	0	0	54.0	61	42	32	2	3	34	42	.281
Medina, Hengerber	1	1	7.15	4	0	0	0	0	0	11.1	15	11	9	2	0	8	13	.333
Melendez, Rene	0	0	9.00	1	0	0	0	0	0	1.0	1	1	1	0	0	3	0	.333
Melo, Kendry	1	0	0.00	5	0	0	0	1	1	8.2	4	0	0	0	1	2	13	.138
Phillips, Aaron	3	0	4.45	14	0	0	0	1	2	28.1	20	15	14	2	1	13	36	.190
Pino, Luis	1	2	4.13	21	2	0	0	0	2	48.0	41	25	22	3	1	22	37	.230
Pope, Matt	0	0	10.80	4	0	0	0	0	1	8.1	17	10	10	1	1	5	9	.436
Ramirez, A.J.	0	0	22.50	2	0	0	0	0	0	2.0	5	5	5	1	0	3	0	.455
Rodriguez, Juan	0	0	0.00	1	0	0	0	0	0	1.0	0	0	0	0	0	0	0	.000
Rohloff, Andy	0	2	12.96	7	0	0	0	1	2	8.1	14	14	12	1	1	6	11	.368
Russell, John	1	2	1.99	16	0	0	0	4	5	22.2	13	7	5	1	1	7	37	.165
Schimpf, Tyler	0	2	4.50	15	0	0	0	0	2	24.0	29	21	12	3	2	12	25	.293
Slotton, Heath	2	1	7.04	3	0	0	0	0	1	7.2	8	6	6	2	0	3	9	.267
Timmins, John	1	4	7.02	22	1	0	0	0	0	33.1	54	32	26	5	4	16	24	.372
Webb, Logan	2	0	2.89	15	0	0	0	0	0	28.0	26	10	9	1	1	7	31	.241
Woods, Stetson	3	2	3.36	14	12	0	0	0	0	64.1	59	29	24	4	8	21	48	.246
Yan, Weilly	1	0	0.00	2	0	0	0	0	0	3.1	1	0	0	0	0	2	4	.091
Yanez, Cesar	0	1	8.50	10	0	0	0	1	2	18.0	20	17	17	1	2	26	20	.286
Team Total	29	47	4.99	76	76	1	2	14	29	679.2	732	451	377	53	52	317	622	.275

Organization

2018 Flying Squirrels

2017: In Review

History & Records

Eastern League

SF Giants

General Info



# SAN FRANCISCO GIANTS

Organization

2018 Flying Squirrels

2017: In Review

History & Records

Eastern League

SF Giants

General Info



## AZL GIANTS

Giants Baseball Complex  
8045 E. Camelback Road  
Scottsdale, AZ 85251  
Phone: (480) 990-0052  
Fax: (480) 990-2349

### AZL

Valderrama



### AZL Giants Field Staff No. 1

Manager ..... Carlos Valderrama  
Pitching Coach ..... Lee Smith  
Pitching Coach ..... Mario Rodriguez  
Hitting Coach ..... Travis Ishikawa

### AZL Giants Field Staff No. 2

Manager ..... Billy Horton  
Pitching Coach ..... Michael Couchee  
Hitting Coach ..... Doug Clark

### AZL Giants

#### Arizona League Standings (Overall)

East Division	W	L	PCT	GB
AZL Giants	34	22	.607	-
AZL Angels	30	26	.536	4.0
AZL Athletics	26	30	.464	8.0
AZL Cubs	25	31	.446	9.0
AZL D-Backs	24	32	.429	10.0

#### 2017 Playoffs

Lost in Championship series to AZL Cubs 2-1

#### 2017 Team Leaders

(\*\*\*Minimum 150 TPA or 30 IP)

<b>AVG:</b>	Heliot Ramos (.348)***
<b>HR:</b>	Aaron Bond (8)
<b>RBI:</b>	Diego Rincones (34)
<b>RUNS:</b>	Heliot Ramos (33)
<b>HITS:</b>	Jacob Gonzalez (57)
<b>W:</b>	Franklin Van Gorp (5)
<b>L:</b>	Jacob Greenwalt (6)
<b>SV:</b>	Olbis Parra (7)
<b>ERA:</b>	Weilly Yan (3.21)***
<b>IP:</b>	Jacob Greenwalt (49)

### Team Information

Ballpark: ..... Giants Baseball Complex on Camelback  
Ballpark Opened: ..... N/A  
Ownership: ..... San Francisco Giants  
League: ..... Arizona League (R)  
Division: ..... East  
2017 Record (Place): ..... 34-22 (1st)





# SAN FRANCISCO GIANTS



## AZL GIANTS - 2017 FINAL BATTING STATISTICS

BATTERS	AVG	G	AB	R	H	2B	3B	HR	RBI	BB	IBB	SO	SB	CS	OBP	SLG	OPS	E
Almanzar, Angeddy	.197	24	71	9	14	2	0	2	6	9	0	26	1	1	.321	.310	.631	7
Angulo, Andres	.232	17	56	9	13	3	1	1	8	2	0	12	1	0	.254	.375	.629	7
Antunez, Robert	.278	13	36	6	10	1	1	1	3	5	0	10	2	1	.381	.444	.825	3
Bond, Aaron	.306	41	147	26	45	8	3	8	31	14	0	50	5	3	.368	.565	.933	2
Brickhouse, Cody	.000	1	1	0	0	0	0	0	0	0	0	0	0	0	.000	.000	.000	0
Brown, Tyler	.268	15	41	8	11	2	0	0	6	8	0	14	2	0	.412	.317	.729	1
Burks, Christopher	.000	3	6	0	0	0	0	0	0	2	0	1	1	0	.250	.000	.250	0
Corbett, Chris	.333	5	15	2	5	2	0	0	2	1	0	2	1	0	.375	.467	.842	1
Coronado, Mecky	.133	6	15	2	2	1	0	0	1	2	0	9	0	0	.278	.200	.478	0
Duggar, Steven	.000	2	3	0	0	0	0	0	0	2	0	0	0	0	.000	.400	.400	0
Eddie, Mikey	.394	26	66	16	26	2	1	0	6	3	0	12	10	3	.444	.455	.899	1
Edwards, Woody	.000	2	4	0	0	0	0	0	0	0	0	0	0	0	.000	.000	.000	0
Garcia, Orlando	.000	1	2	0	0	0	0	0	0	0	0	1	0	0	.000	.000	.000	0
Genoves, Ricardo	.252	39	135	20	34	6	1	2	19	12	0	28	0	1	.327	.356	.682	5
Giarratano, Nico	.253	35	79	16	20	5	1	0	10	9	1	13	8	1	.375	.342	.717	5
Gonzalez, Jacob	.339	46	168	23	57	15	1	1	21	16	0	23	0	1	.418	.458	.876	14
Hill, Nick	.217	27	69	17	15	3	3	0	9	11	0	22	9	1	.372	.348	.720	0
Javier, Nathanael	.290	42	162	20	47	14	2	1	17	1	0	23	2	1	.299	.420	.719	5
Lacen, Luis	.000	1	2	0	0	0	0	0	0	1	0	1	0	0	.333	.000	.333	0
Layer, Jose	.375	15	40	6	15	4	0	0	7	7	0	5	2	2	.468	.475	.943	1
Marks, Anthony	.000	2	1	0	0	0	0	0	0	0	0	0	0	0	.000	.000	.000	0
McPherson, Kyle	.236	29	55	9	13	3	2	0	7	3	0	10	2	0	.283	.364	.647	7
Medina, Francisco	.206	40	102	13	21	3	1	1	7	9	0	37	1	2	.270	.284	.555	14
Mendoza, Beicker	.236	23	72	8	17	7	1	1	10	2	1	25	0	1	.267	.403	.669	2
Munguia, Ismael	.331	42	142	31	47	7	4	1	19	17	2	18	8	4	.398	.458	.855	0
Parra, Jeffry	.219	12	32	3	7	1	0	0	2	4	0	8	0	0	.306	.250	.556	2
Ramos, Heliot	.348	35	138	33	48	11	6	6	27	10	0	48	10	2	.404	.645	1.049	3
Rincones, Diego	.308	47	159	19	49	8	1	3	34	14	0	20	0	1	.372	.428	.800	3
Rivero, Jose	.284	24	74	18	21	2	0	0	5	8	0	14	1	2	.349	.311	.660	6
Santiago, Hector	.000	14	13	0	0	0	0	0	0	0	0	7	0	0	.000	.000	.000	1
Tona, Jesus	.273	5	11	0	3	0	0	0	0	0	0	3	0	0	.273	.273	.545	0
Team Total	.282	56	1917	314	540	110	29	28	257	172	4	442	66	27	.353	.413	.766	103

## AZL GIANTS - 2017 FINAL PITCHING STATISTICS

PITCHERS	W	L	ERA	G	GS	CG	SHO	SV	SVO	IP	H	R	ER	HR	HB	BB	SO	AVG
Bartlett, Keenan	4	0	1.53	15	0	0	0	1	3	29.1	19	5	5	1	1	1	1.06	
Bazar, Reagan	3	1	4.43	13	1	0	0	0	0	22.1	23	12	11	2	3	0	1.79	
Black, Ray	0	0	3.86	3	0	0	0	0	0	2.1	2	1	1	0	0	0	2.14	
Bolivar, Deiyerbert	0	2	4.82	10	7	0	0	0	0	28.0	33	17	15	0	0	0	1.68	
Bumgarner, Madison	0	0	0.00	1	1	0	0	0	0	3.0	0	0	0	0	0	0	0.33	
Corry, Seth	0	2	5.55	13	10	0	0	0	0	24.1	14	18	15	1	2	0	1.48	
Diaz, Alvaro	1	0	2.08	4	0	0	0	0	0	8.2	7	3	2	0	1	0	1.15	
Doval, Camilo	1	2	3.90	17	0	0	0	1	2	32.1	23	16	14	0	3	0	1.11	
Duprey, Sidney	4	4	5.17	14	4	0	0	0	1	47.0	61	32	27	4	3	0	1.64	
Falwell, Chris	0	0	18.00	1	0	0	0	0	0	1.0	3	2	2	0	0	0	4.00	
Figuerroa, Miguel	0	1	5.24	13	11	0	0	0	0	44.2	58	44	26	1	0	0	1.59	
Gavin, John	2	1	0.00	12	0	0	0	1	1	16.0	8	2	0	0	1	1	0.94	
Greenwalt, Jake	2	6	6.98	13	11	0	0	0	0	49.0	70	39	38	10	1	0	1.61	
Jacknewitz, Greg	0	0	6.08	7	1	0	0	0	0	13.1	15	9	9	2	0	0	1.43	
Johnson, Stephen	0	0	0.00	1	0	0	0	0	0	1.0	1	1	0	0	0	0	1.00	
Lujan, Matt	0	0	7.71	2	2	0	0	0	0	4.2	7	5	4	0	0	0	1.93	
Marciano, Joey	4	1	1.57	15	3	0	0	0	0	28.2	22	10	5	1	1	1	1.19	
Marshall, Mac	0	0	0.00	2	0	0	0	0	0	1.2	0	0	0	0	0	0	1.80	
Marte, Jose	0	0	0.00	1	0	0	0	0	0	1.0	0	0	0	0	0	0	0.00	
Martinez, Rodolfo	0	0	0.00	2	0	0	0	0	0	2.0	2	0	0	0	0	0	1.00	
Medina, Francisco	1	0	4.50	1	0	0	0	0	0	2.0	2	1	1	0	0	0	1.50	
Medina, Hengerber	0	0	0.00	2	0	0	0	0	0	2.0	0	0	0	0	0	0	0.50	
Moronta, Reyes	0	0	0.00	2	0	0	0	0	0	2.0	0	0	0	0	0	0	0.00	
Parra, Olbis	1	0	3.93	20	0	0	0	7	10	18.1	21	9	8	2	0	1	1.36	
Pena, Julio	0	0	10.80	5	0	0	0	0	0	3.1	8	6	4	1	1	0	3.60	
Rohloff, Andy	1	0	1.50	5	0	0	0	0	0	6.0	5	3	1	0	0	0	1.00	
Rubio, Frank	1	0	3.45	12	0	0	0	0	2	15.2	17	7	6	1	2	0	1.15	
Russell, John	0	0	0.00	1	0	0	0	0	0	2.0	1	0	0	0	0	0	1.50	
Suarez, Albert	0	1	9.64	3	3	0	0	0	0	4.2	5	6	5	2	0	0	1.50	
Tona, Jesus	0	0	2.70	2	0	0	0	0	0	3.1	4	2	1	0	1	0	1.20	
Van Gorp, Franklin	5	1	0.92	17	0	0	0	2	5	29.1	17	8	3	1	1	0	0.82	
Yan, Weilly	3	0	3.21	12	2	0	0	1	1	33.2	29	17	12	2	3	0	1.49	
Yanez, Cesar	0	0	0.00	1	0	0	0	0	0	0.2	0	0	0	0	0	0	0.00	
Young, Pat	1	0	2.25	8	0	0	0	0	0	8.0	6	6	2	0	4	0	1.25	
Team Total	34	22	3.96	56	56	0	3	13	25	491.1	483	281	216	31	28	5	1.39	






# GENERAL INFORMATION

## THE DIAMOND - STADIUM FACTS

The Diamond serves as the home venue for Flying Squirrels baseball as they represent the San Francisco Giants in the Eastern League of Professional Baseball Clubs. The facility was previously the home of the Richmond Braves (Triple-A - International League) from 1985-2008. Following the 2008 season, the Richmond Braves relocated to Gwinnett, GA, becoming the Gwinnett Braves beginning in the 2009 season. Although Virginia Commonwealth University (VCU) continued to play their home games at The Diamond during the 2009 season, the ballpark was void of professional baseball for the first time since its construction. The ballpark was operated by the Richmond Metropolitan Authority (RMA). Upon their inception, the Flying Squirrels and the RMA signed a two-year lease agreement (2010-2011) with three club option years. Prior to the 2010 season, The Flying Squirrels committed more than two million dollars to renovate The Diamond. Included in those renovations was the replacement of aluminum-bleachers in the lower bowl of the ballpark with 3,164 state-of-the-art fold-down seats (pictured below). The top 11 rows of the upper bowl were also eliminated to create room for banner signage that allows the overall look of the park to become more cohesive and lowers capacity to a more intimate 9,560. The Flying Squirrels continued to enhance and refurbish their home park prior to the 2011 season, investing another \$250,000 into the park. Included in the upgrades were; converting the existing line-scoreboard to an LED display (Time Technologies), construction of a Speed of Pitch display in right-center field (Daktronics), converting existing clock in right field to an LED display, creation of party decks behind home plate and the "Cupid Section" down the right-field line, and the refurbishing of the "batter's eye" in center field. Although they continue to strive towards building a new facility, the Squirrels recognized the need to replace the playing surface at The Diamond to create a suitable competitive environment for Giants's and Eastern League prospects. To that aim, \$100,000 was invested in installing a new drainage system and infield surface prior to the 2013 season..Additional upgrades and repairs have been installed each year.



At the center of a more than two-million dollar renovation of The Diamond, was the installation of 3,164 state-of-the-art fold-down seats that replaced aluminum-bench style seating in the lower-bowl that had been in place since the ballpark opened in 1985. The project to replace the entire lower-bowl of seats began in November, 2009 and was completed in February, 2010.

### The Diamond - 2010 Renovations

- Installation of Fold-Down Seating in Lower Bowl
- Installation of New Daktronics Video Board
- Construction of Squirrels Nest Merchandise Store
- Installation of Climate-Controlled Indoor Batting Tunnel
- Overhaul of Concession Kitchens and Stands
- Creation of New Picnic Zone (3rd Base Side)
- Creation of New Kid's Zone (1st Base Side)
- Removal of Upper-Level Seating
- Creation of Banner Signage in Upper-Level
- Renovation of Home Team Clubhouse
- Renovation of Visiting Team Clubhouse
- Construction of Team Weight Facility
- Removal of Matrix Boards
- Removal of Animation Board
- Complete Renovation of Team Front Offices
- Restructuring of Ballpark Audio System
- Addition of Concourse Level Speaker System
- Complete Renovation of all 15 Stadium Suites
- Refurbishing of Press Box

### The Diamond - 2011 Renovations

- Refurbishing of Line Scoreboard
- Conversion of Line Scoreboard to LED Display
- Conversion of Existing Clock to LED Display
- Installation of Speed-of-Pitch Display
- Creation of Upper-Level Party Decks
- Creation of Cupid Section (1st Base Side)
- Rebranding of Squirrels Nest Presented by Nike Team
- Installation of New "Batter's Eye"
- Installation of New Field Irrigation System
- Creation of New Video Board Protective Netting

### The Diamond - 2012 Renovations

Starting on November 15, 2012, King Construction started excavation of a \$100,000 field renovation. Nine inches of soil was excavated on the infield grass and foul territories totaling 25,000 square feet. Flat panel drainage was installed under three inches of gravel and six inches of sand root zone - both gravel and sand were laser-graded to specific measurements with precision equipment. New sod was laid on December 8th and the project was completed on December 8th.





# GENERAL INFORMATION



## THE DIAMOND - STADIUM FACTS



The Flying Squirrels continued to improve the fan experience in 2015 and 2016. Prior to the 2015 season, installation of individual seats in the upper level replaced the silver reserve bench style seating. The new "terrace level" seating provides a more comfortable viewing experience. A new stage was also constructed over the top of the front steps and the old stage was removed to open the concourse and improve traffic flow. Additional food carts and vendors on main concourse were also added and a new party deck at the end of the upper deck on the 3rd base line was created for groups.

## The Diamond - Facts & Figures

### CAPACITY

Overall Capacity.....	9,560
Chik-fil-A Richmond Field Level Capacity.....	3,164
Terrace Level Capacity.....	2,218
Gold Level Capacity.....	3,956
Suites Capacity.....	180
Handicapped Accessible Capacity.....	42

### HISTORY

First Game.....	April 17, 1985
First Flying Squirrels' Game.....	April 15, 2010
Original Capacity.....	12,134

### DIMENSIONS

Left Field.....	330 Feet
Center Field.....	402 Feet
Right Field.....	330 Feet
Playing Surface.....	Natural Grass
Fence Height.....	10 Feet
Bullpens.....	Out of Play

### AESTHETICS

Video Board.....	Daktronics (2010)
Scoreboard.....	Time Technologies (2011)
Speed of Pitch.....	Daktronics (2011)



### Bulpen Bar & Bistro at the Bullpen

In 2016 the Bullpen Bar was constructed down the right field line, directly above the Flying Squirrels bullpen. The Bullpen Bar was designed to be open to all guests at the Diamond. The area provides an entirely different vantage point of the action and has become a gathering space for small groups of fans. The Bullpen Bar opened with a variety of Stone Brewing beers, bar top tables and an on top-of-the action feel. In 2017, the Bistro at the Bullpen was also added to the Bullpen Bar area. The Bistro is an exclusive group area that provides an all-you-can-eat menu option throughout the entire game.

Organization

2018 Flying Squirrels

2017: In Review

History & Records

Eastern League

SF Giants

General Info





# GENERAL INFORMATION

Organization

2018 Flying Squirrels

2017: In Review


History & Records

Eastern League

SF Giants

General Info

## THE DIAMOND - STADIUM FACTS




### Netting Extended

Prior to the start of the 2018 season, the Flying Squirrels extended the netting behind home plate to enhance the fan experience and safety for each game at The Diamond. Using a DYNEEMA 1-3/4" square mesh netting with UV DURA-Dip treatment, fans have a much safer experience at each game. The netting extends to the end of each dugout, spanning approximately 280 linear feet. Additionally, the thicker, more difficult to see through net behind home was also replaced, ensuring all fans a better view of the action.

### Additional 2018 Diamond Improvements

- Padded Outfield Walls, Merchandise Stand , On Concourse, Enhanced Lighting in

Parking Lots, More Visible Customer Service Kiosk and a new sound system contracted by RTW Media, a full-service Class A Contractor that specializes in professional audio visual solutions. RTW's has partnered with Danley Sound Labs on the Flying Squirrels sound reinforcement project. Danley Sound Labs is a loudspeaker and amplifier manufacturer for large venues, stadiums, and arenas worldwide. Danley speakers can be found providing sound our nation's premier venues, such as Mercedes Benz Arena, Church Hill Downs, and Turner Field. Danley uses its Synergy Horn technology to offer a loudspeaker with unparalleled array-ability, pattern control, phase coherence, and fidelity. The project consists of replacing the current speaker set up with three, Danley SH-461-AT's, two, 18" Subwoofer Danley 118-AT's and a Danley 5,000 watt/4 channel DNA-20K4PRO. New hands-free, wireless microphones will also be part of the new system.



**NEW SOUND SYSTEM!  
NO MORE "DIAMOND ECHO"**

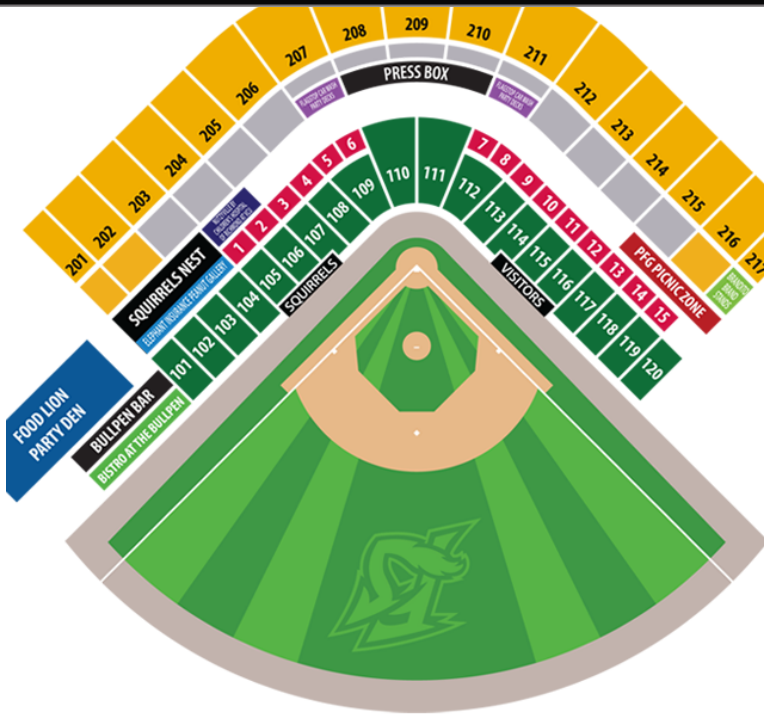




# GENERAL INFORMATION



## FLYING SQUIRRELS 2018 TICKET INFORMATION



**Field Level Seating**  
Advanced: \$12  
Day of Game: \$14



**Terrace Level Seating**  
Advanced: \$10  
Day of Game: \$12



**Peanut Gallery**  
Advanced: \$32 per pair  
Advanced: \$32 per pair



**General Admission**  
Advanced: \$8  
Day of Game: \$9

Insurance Tickets are Available for Field, Terrace, and GA Seating for an Additional \$2

## FLYING SQUIRRELS PREGAME FIELD TIMES

### Field Times

**7:05 PM**

4:00 - 5:00 - Home BP/Infield  
5:00 - 6:00 - Visitor's BP/Infield  
6:00 - Grounds Crew

**1:05 PM**

Batting TBD  
11:45 - 11:55 - Home Infield  
11:55 - 12:05 - Visitor's Infield  
12:05 - Grounds Crew

**6:35 PM**

3:30 - 4:30 - Home BP/Infield  
4:30 - 5:30 - Visitor's BP/Infield  
5:30 - Grounds Crew

**10:35 AM**

\*All Batting in Cages  
9:20 - 9:30 Home Infield  
9:30 - 9:40 - Visitor Infield  
9:40 - Grounds Crew

**6:05 PM**

3:00 - 4:00 - Home BP/Infield  
4:00 - 5:00 - Visitor's BP/Infield  
5:00 - Grounds Crew

**12:05 PM**

TBD Home BP  
TBD Visitor's BP  
11:00 - Grounds Crew

Organization

2018 Flying Squirrels

2017: In Review

History & Records

Eastern League

SF Giants

General Info





# GENERAL INFORMATION

## MEDICAL GLOSSARY

**Abscess:** an infection, which produces pus; can be result of blister, callus, penetrating wound or laceration.

**Anterior Cruciate Ligament (ACL):** a primary stabilizing ligament within the center of the knee joint that prevents hyperextension and excessive rotation of the joint. A complete tear of the ACL necessitating reconstruction could require up to 12 months of rehabilitation.

**Anti-Inflammatory:** any agent, which prevents inflammation, such as aspirin or ibuprofen.

**Anterogram:** a film demonstrating arteries after injection of dye.

**Arthrogram:** x-ray technique for joints using air and/or dye injected into the affected area; useful in diagnosing meniscus tears of the knee and rotator cuff.

**Arthroscope:** an instrument used to visualize the interior of a joint cavity.

**Arthroscopy:** a surgical examination of the internal structures of a joint by means of viewing through an Arthroscope. An arthroscopic procedure can be used to remove or repair damaged tissue or as a diagnostic procedure in order to inspect the extent of any damage or confirm a diagnosis.

**Atrophy:** to shrivel or shrink from disuse, as in muscular atrophy.

**Baker's Cyst:** localized swelling of a bursa sac in the posterior knee as a result of fluid that has escaped from the knee capsule. A Baker's cyst indicates that there is trauma inside the knee joint that leads to excessive fluid production.

**Bone Scan:** an imaging procedure in which a radioactive-labeled substance is injected into the body to determine the status of a bone injury. If the bone at the injury site takes up the radioactive substance, the injury will show a "hot spot" on the scan image. The bone scan is particularly useful in the diagnosis of stress fractures.

**Bursa:** a fluid-filled sac that is located in areas where friction is likely to occur; then minimizes the friction; for example between a tendon and a bone.

**Capsule:** an enclosing structure, which surrounds the joint and contains ligaments, which stabilize that joint.

**CAT Scan:** use of a computer to produce a cross sectional view of the anatomical part being investigated from x-ray data.

**Cellulitis:** inflammation of cellular of connective tissue.

**Cervical Vertebrae:** group of seven vertebrae located in the neck.

**Collateral Ligament:** on either side of and acting as a radius of movement, a hinge joint, as of the elbow, knee and wrist.

**Concussion:** jarring injury of the brain resulting in dysfunction. It can be graded as mild, moderate or severe depending on loss of consciousness, amnesia and loss of equilibrium.

**Contusion:** an injury to a muscle and tissues caused by a blow from a blunt object

**Degenerative Joint Disease:** changes in the joint surfaces as a result of repetitive trauma.

**Deltoid Ligament:** ligament that connects the tibia to bones of the medial aspect of the foot and is primarily responsible for stability of the ankle on the medial side. Is sprained less frequently than other ankle ligaments.

**Deltoid Muscle:** muscles at the top of the arm, just below the shoulder, responsible for shoulder motions to the front, side and back.

**Disc, Intervertebral:** a flat, rounded plate between each of vertebrae of the spine. The disc consists of a

thick fiber ring, which surrounds a soft-gel like interior. It functions as a cushion and shock absorber for the spinal column.

**Dislocation:** complete displacement of joint surfaces

**Eccymosis:** bleeding into the surface tissue below the skin, resulting in a "black and blue" effect.

**Effusion:** accumulation of fluid in various spaces in the body. Commonly, the knee has an effusion after an injury.

**Electromyogram (EMG):** test to determine nerve function

**Epicondylitis:** inflammation in the elbow due to overuse

**Fracture:** breach in continuity of bone. Types of fractures include simple, compound, comminuted, greenstick, incomplete, impacted, longitudinal, oblique, stress or transverse.

**Grade One Injury:** a mild injury in which ligament, tendon, or other musculoskeletal tissue may have been stretched or confused, but not torn or otherwise disrupted.

**Grade Two Injury:** a moderate injury in which musculoskeletal tissue has been partially, but not totally torn which causes appreciable limitation in function of the injured tissue.

**Grade Three Injury:** a severe injury in which tissue has been significantly, and in some cases totally, torn or otherwise disrupted causing a virtual total loss of function.

**Hematoma:** tumor-like mass produced by an accumulation of coagulated blood in a cavity.

**Inflammation:** the body's natural response to injury in which the injury site might display various degrees of pain, swelling, heat, redness and/or loss of function.

**Labrum:** an edge, rim or lip-shaped structure found in the shoulder joint.

**Ligament:** band of fibrous tissue that connects bone to bone or bone to cartilage and supports and strengthens joints.

**Magnetic Resonance Imaging (MRI):** imaging procedure in which a radio frequency pulse causes certain electrical elements of the injured tissue to react to this pulse and through this process a computer display and permanent film establish a visual image. MRI does not require radiation and is very useful in the diagnosis of soft tissue, disc and meniscus injuries.

**Meniscus:** crescent shaped cartilage, usually pertaining to the knee joint; also known as "cartilage". There are two menisci in the knee, medial and lateral. These work to absorb weight within the knee and provide stability.

**Metacarpals:** five long bones of the hand running from the wrist to the fingers.

**Metatarsals:** five long bones of the foot, running from the ankle to the toes.

**Patella Tendinitis:** inflammation of the patellar ligament; also known as "jumpers knee."

**Patellofemoral Joint:** articulation of the kneecap and femur. Inflammation of this joint can occur through: 1) acute injury to the patella, 2) overuse from excessive running particularly if there is an associated knee weakness, 3) chronic wear and tear of the knee, 4) as a result of poor foot mechanics. Patellofemoral irritation can lead to chondromalacia, which in its most chronic condition, could require surgery.

**Plica:** fold of tissue in the joint capsule and a common result of knee injury.

**Posterior Cruciate Ligament (PCL):** a primary stabilizing ligament of the knee that provides significant

stability and prevents displacement of the tibia backward within the knee joint. A complete tear of this ligament necessitating reconstruction could require up to 12 months of rehabilitation.

**Reconstruction:** surgical rebuilding of a joint using natural, artificial or transplanted materials.

**Rotator Cuff:** comprised of four muscles in the shoulder area that can be irritated by overuse. The muscles are the supraspinatus (most commonly injured), infraspinatus, teres minor and subscapularis.

**Rotator Cuff Impingement Syndrome:** a microtrauma or overuse injury caused by stress, and the four stages are: 1) tendinitis with temporary thickening of the bursa and rotator cuff; 2) fiber dissociation in the tendon with permanent thickening of the bursa and scar formation; 3) a partial rotator cuff tear of less than one cm and 4) a complete tear of one cm or more.

**Scapula:** shoulder blade.

**Sciatica:** irritation of the sciatic nerve resulting in pain or tingling running down the inside of the leg.

**Sciatic Nerve:** major nerve that carries impulses for muscular action and sensations between the low back and thigh and lower leg; it is the longest nerve in the body.

**Shin Splint:** a catch-all syndrome describing pain in the shin that is not a fracture or tumor and cannot be defined otherwise.

**Spondylolisthesis:** forward displacement of one vertebrae over another below it due to a developmental defect in the vertebrae.

**Sprain:** injury resulting from a stretch or twist of the joint and causes various degrees of stretch or tear to the muscle or tendon tissue.

**Strain:** injury resulting from a pull or torsion to the muscle or tendon that causes various degrees of stretch or tear to the muscle or tendon tissue.

**Stress Fracture:** a hair-line type break in a bone caused by overuse.

**Stress x-ray:** a continual x-ray taken when a portion of the body is stressed to its maximum in order to determine joint stability. This is a test utilized in some ankle injuries.

**Subluxation:** partial dislocation of a joint. The term usually implies that the joint can return to its normal position without formal reduction.

**Tarsals:** a group of seven bones of the foot consisting of the calcaneus, talus, cuboid and three cuneiform bones.

**Tendinitis:** inflammation of the tendon and/or tendon sheath, caused by chronic overuse or sudden injury.

**Tendon:** tissue that connects muscle to bone.

**Tomograph:** a special type of x-ray apparatus that demonstrates an organ or tissue at a particular depth.

**Transverse Process:** small lateral projection off the right and left side of each vertebra that functions as an attachment site for muscles and ligaments of the spine.

**Triangular Cartilage:** a connective tissue characterized by its nonvascularity and firm consistency; located on the little finger side of the wrist.

**Ulnar Nerve:** nerve in the elbow commonly irritated by excessive throwing.

**Wrist:** the junction between the two forearm bones (radius and ulna) and the eight wrist bones (trapezium, capitate, hamate, pisiform, trapezquetral, lunate and scaphoid).



# GENERAL INFORMATION



## FLYING SQUIRRELS MEDIA POLICIES

**SEASON CREDENTIALS:** Season credentials for the 2018 season will only be issued to legitimate news gathering organizations that cover the Flying Squirrels on a daily basis. The Flying Squirrels will contact media outlets on an individual basis regarding season-long credentials. Other media organizations that would like to request a season credential can do so by sending that request on company letterhead via fax (804-359-1373) or as an email attachment to Jay Burnham at [jay.burnham@squirrelsbaseball.com](mailto:jay.burnham@squirrelsbaseball.com).

**DAILY CREDENTIALS:** Daily credentials will be issued to those individuals or organizations who do not qualify for season credentials, including freelance writers and weekly and monthly publications. Daily credentials will also be issued to radio and TV stations when the need arises for extra pre/post-game personnel and to newspaper reporters providing extra coverage. The Flying Squirrels Media Relations Department should be notified at least 24 hours in advance of the game in which daily credentials are being requested. Requests should be made via email to Jay Burnham at [jay.burnham@squirrelsbaseball.com](mailto:jay.burnham@squirrelsbaseball.com). Once approved, credentials will be available for pickup at the media will call window.

**CREDENTIAL PICKUP:** The Flying Squirrels will notify those qualifying for season credentials on an individual basis prior to the season regarding pickup. Daily Credentials will only be available for pickup at the media will call window.

**OTHER ACCEPTABLE CREDENTIALS:** The Flying Squirrels will also honor credentials from the San Francisco Giants, National and American Leagues, the Baseball Writer's Association of America and Minor League Baseball.

**PHOTOGRAPHERS:** During games, photographers must work out of the photography wells adjacent to both dugouts. Special requests should be directed to Jay Burnham, Manager at least 24 hours in advance of game.

**CLUBHOUSE POLICIES:** In accordance with the regulations designated by the San Francisco Giants and Major League Baseball, both clubhouses will be open to credentialed media from 3 1/2 hours prior to game time until 45 minutes prior to game time. Following the game, clubhouses will be closed for a period of five minutes to allow the team ample time to return to the clubhouse. The clubhouse areas are also closed when the teams are on the field, unless previously approved by the Flying Squirrels Media Relations Department. There will be no clubhouse access during rain delays or between games of a doubleheader.

**FIELD ACCESS:** Credentialed media are permitted access to the field and dugout areas, but are not permitted to cross the foul lines under any circumstance. Media in violation of this policy are subject to credential revocation. Media must leave the field and dugout areas no later than 45 minutes prior to the game time.

**PRESS BOX SPACE:** The Flying Squirrels give preferred press box seating to those organizations that cover the team the most frequently. If your media organization needs special space requirements, please contact the Flying Squirrels Media Relations Department at least 24 hours prior to those dates.

**PARKING:** Media members holding season credentials are permitted to park their vehicles in the media parking area at The Diamond. Your credential will also serve as your parking pass to gain admittance to lot. Media is not permitted to park in ballpark tunnel (under The Diamond) at anytime.

**INTERVIEW POLICY:** The Flying Squirrels Media Relations Department will be glad to assist members of the media in procuring interviews with Flying Squirrels players and coaching staff members. Media members wishing to do an off-site interview or feature story should contact the Flying Squirrels no later than 48 hours prior to the scheduled interview time. Interview requests do not guarantee interview availability, as the Flying Squirrels respect the players and coaches wishes in all matters. No one will be permitted to interview starting pitchers prior to a game on the day of their start. No exceptions.

### Media Relations Contacts

**Jay Burnham, Dir. Broadcast & Media**  
Office: (804) 359-3866 x308  
Cell: (267) 994-0255  
Email: [jay.burnham@squirrelsbaseball.com](mailto:jay.burnham@squirrelsbaseball.com)

**Sam Ravech, Radio Broadcaster**  
Office: 804-359-3866 x 324  
Cell: 860-305-0311  
Email: [sam.ravech@squirrelsbaseball.com](mailto:sam.ravech@squirrelsbaseball.com)

**Hannah DeFrank, Social Media Manager**  
Office: 804-359-3866  
Cell: 804-347  
Email: [Hannah.DeFrank@squirrelsbaseball.com](mailto:Hannah.DeFrank@squirrelsbaseball.com)

### Local Media Contact Information

#### Television:

WWBT TV - 12 NBC - Marc Davis ..... 804.230.2613  
WRIC TV - 8 ABC - Natalie Kalibat ..... 609.651.2813  
WRIC TV - 8 ABC - Chip Brierre.....804 330-8814  
WTVR TV - 6 CBS - Lane Casadonte.....804.254.3645  
WTVR TV - 6 CBS - Shawn Robertson.....804.254.3600

#### Radio:

Fox Sports Richmond - Wes McElroy ..... 804-345-0910  
ESPN Radio 950 AM - Mitchell Bradley ..... 804.233.7666

#### Newspaper:

Richmond Times-Dispatch - John O'Connor.....804.649.6233  
Richmond Times-Dispatch - Tim Pearrell.....804.649.6990

Organization

2018 Flying Squirrels

2017: In Review

History & Records

Eastern League

SF Giants

General Info







# GENERAL INFORMATION

Organization

2018 Flying Squirrels

2017: In Review

History & Records

Eastern League

SF Giants

General Info

## NEW RULES

### New Pace of Play Rules for 2018

#### EXTRA INNINGS

At all levels of Minor League Baseball, extra innings will begin with a runner on second base. The runner at second base will be the player in the batting order position previous to the leadoff batter of the inning (or a substitute for that player). By way of example, if the number five hitter in the batting order is due to lead off the 10th inning, the number four player in the batting order (or a pinch-runner for such player) shall begin the inning on second base. Any runner or batter removed from the game for a substitute shall be ineligible to return to the game, as is the case in all circumstances under the Official Baseball Rules.

For purposes of calculating earned runs under Rule 9.16, the runner who begins an inning on second base pursuant to this rule shall be deemed to be a runner who has reached second base because of a fielding error, but no error shall be charged to the opposing team or to any player.

#### PITCHER'S MOUND VISITS

Visits by coaches and position players will be limited based on the classification level. Triple-A clubs will be allowed six (6) visits per team, Double-A clubs will be allowed eight (8) visits per team, Single-A clubs will be allowed 10 visits per team and there will not be a limit on mound visits for Short Season and Rookie-level clubs.

These mound visit limits will apply whether the game is scheduled for seven or nine innings.

For any extra-innings played, each club shall be entitled to one additional non-pitching change mound visit per inning.

Official Baseball Rule 5.10(l), which governs mound visits by a manager or coach, remains in effect (i.e., a pitcher must be removed on the second visit by a manager/coach in an inning).  
Definition of Mound Visit:

A manager or coach trip to the mound to meet with the pitcher shall constitute a visit. A player leaving his position to confer with the pitcher, including a pitcher leaving the mound to confer with another player, shall also constitute a mound visit, regardless of where the visit occurs or the length of the visit, except that the following shall not constitute mound visits:

- Discussions between pitchers and position player(s) that (i) occur between batters in the normal course of play and do not require either the position player(s) or the pitcher to relocate;
- Visits by position players to the mound to clean spikes in rainy conditions;
- Visits to the mound due to an injury or potential injury of the pitcher; and
- Visits to the mound after the announcement of an offensive substitution.

#### Cross-Up in Signs:

In the event a team has exhausted its allotment of mound visits in a game (or extra inning) and the home plate umpire determines that the catcher and pitcher did not have a shared understanding of the location or type of pitch that had been signaled by the catcher (otherwise referred to as a "cross-up"), the home plate umpire may, upon request of the catcher, allow the catcher to make a brief mound visit. Any mound visit resulting from a cross-up prior to a team exhausting its allotted number of visits shall count against a team's total number of allotted mound visits.

