

TENNESSEE SMOKIES

TM



2019 MEDIA GUIDE



TABLE OF CONTENTS



FRONT OFFICE / STADIUM INFO

Team Information.....	2
Smokies Stadium Information / Stadium Firsts.....	3
Smokies Stadium Ground Rules / Largest Crowds.....	4
Smokies Stadium At A Glance.....	5
Randy and Jenny Boyd.....	6
Doug Kirchofer.....	7
Chris Allen / Brian Cox / Jeremy Boler.....	8

2019 SMOKIES

Jimmy Gonzalez, Manager.....	10
Field Staff.....	11
2019 Smokies Position Players.....	12-17
2019 Smokies Pitchers.....	18-24

SOUTHERN LEAGUE

League Information / Division Layout.....	26
Playoff Procedures / League Mileage.....	27
Biloxi Shuckers.....	28
Birmingham Barons.....	29
Chattanooga Lookouts.....	30
Jackson Generals.....	31
Jacksonville Jumbo Shrimp.....	32
Mississippi Braves.....	33
Mobile BayBears.....	34
Montgomery Biscuit.....	35
Pensacola Blue Wahoos.....	36

2018 SEASON IN REVIEW

Season Notes & Highlights.....	38
Team Statistics.....	39
First Half Day-By-Day.....	40
Second Half Day-By-Day.....	41
Team Transactions.....	42
Record Breakdowns / Game-High Stats.....	43
Southern League Batting Leaders.....	44
Southern League Pitching Leaders.....	45
Southern League Standings & Honors.....	46

CHICAGO CUBS

Cubs Front Office.....	48
Cubs 40-Man Roster.....	49
Top 30 Cubs Prospects / Best Tools.....	50
Major League Stats / Standings.....	51
Current Cubs / Former Smokies.....	52
Cubs System Leaders / Standings.....	53
Organizational Leaders.....	54
Cubs 2018 Draft Summary / 1st Round Pick History.....	55
Iowa Cubs.....	56
Myrtle Beach Pelicans.....	57
South Bend Cubs.....	58
Eugene Emeralds.....	59
AZL Cubs.....	60

HISTORY & RECORDS

History of Baseball in Knoxville.....	62-65
Year-By-Year Records / Composite Records / Records By Affiliate.....	66-67
Postseason History.....	68
Smokies In The Show.....	69
From Sevierville To Wrigley.....	70
Opening Day Starting Lineups Since 2004.....	71
Smokies MLB Hall of Famers.....	72
Smokies MLB Awards Winners.....	73
Franchise Single-Season Records.....	74-75
Smokies Park Era Individual Single-Season Records.....	76-77
Smokies Career Records.....	78-79
Individual / Team League Records Held By Smokies.....	80-81
Last Time It Happened.....	82-83
Yearly Batting / Pitching Leaders.....	84-85
Smokies Park Era Team Single-Season Records.....	86
Smokies All-Stars.....	87
Smokies Honors & Awards.....	88
Smokies Managers.....	89-90
Smokies All-Time Roster.....	91-97

MEDIA INFORMATION

Covering the Smokies.....	99
Nick Gates Press Row / Smokies Franchise Broadcasters.....	100
Smokies On The Air.....	101
Smokies Radio Network / 20th Anniversary Season.....	102
2019 Southern League All Star Game.....	103

FRONT OFFICE

2019 SMOKIES

SOUTHERN
LEAGUE

2018 SEASON
IN REVIEW

CHICAGO
CUBS

HISTORY &
RECORDS

MEDIA
INFORMATION

TEAM INFORMATION



FRONT OFFICE

CONTACT THE TENNESSEE SMOKIES

Address	3540 Line Drive
.....	Kodak, TN 37764
Telephone	(865) 286-2300
Fax	(865) 523-9913
Press Box Phone	(865) 286-2353
Website	www.smokiesbaseball.com
E-Mail	Info@smokiesbaseball.com
Affiliation	Chicago Cubs (13th Year)
Record As Cubs Affiliate	858-809 (.515)
Years in the Southern League	1964-67, 1972-Present
Composite Southern League Record	3,608-3,695 (.494)
Team Colors	Royal Blue, Light Blue, Red and Tan
Mascots	Homer (Fans Best Friend), Rally Ranger (Master of the Woo)

2019 SMOKIES

OWNERSHIP/FRONT OFFICE

Owner	Randy Boyd
CEO	Doug Kirchhofer
President, COO	Chris Allen
Vice President	Jeremy Boler
General Manager of Baseball Operations	Tim Volk
Assistant General Manager of Stadium Operations	Bryan Webster
Stadium Operations Assistant	Caleb Miles
Director, Broadcasting	Mick Gillispie
Broadcast Assistant	Spencer Siegel
Special Events Manager	Jason Moody
Director of Video Productions	Aris Theofanopoulos
Marketing and Community Relations Manager	Conner Pearce
Box Office and Merchandise Director	Michael McMullen
Head Grounds Keeper	Eric Taylor
Business Manager	Michelle Conway
Director of Corporate Partnerships	Thomas Kappel
Corporate Sales Executive	Corey Smart
Partnership Activation Manager	Baylor Love
Partnership Activation Manager	Morgan Harlan
Group Sales and Ticketing Manager	Andrew O'Gara
Senior Account Executive	Matt Graves
Account Executive / Ticket Operations	Brett Adams
Account Executive	Courtney Yarbrough
Account Executive	Evan Courtney
Account Executive	Drake Allen
Director of Food & Beverage	Chris Franklin
Hospitality Manager	Margan Messick
Merchandise Manager	Ashley Binder
Creative Services Manager	Jonathan Bentley
Administrative Assistant	Tolena Trout

SOUTHERN
LEAGUE

2018 SEASON
IN REVIEW

CHICAGO
CUBS

HISTORY &
RECORDS

FIELD STAFF

Manager	Jimmy Gonzalez
Pitching Coach	Ron Villone
Hitting Coach	Chad Allen
Assistant Coach	Ben Carhart
Head Athletic Trainer	Toby Williams
Strength & Conditioning Coach	Jason Morriss
Video Coordinator	Garrett Fitzgerald

MEDIA
INFORMATION



SMOKIES STADIUM AT A GLANCE

Constructed	2000
Approx. Construction Time	One Year
Stadium Architect	HNTB/BarberMcMurray, Inc.
Construction Firm	Denark-Smith
Seating Capacity	6,412
Surface	TifSport 419 Bermuda grass
Field Dimensions .. Left Field - 330', Center Field - 400', Right Field - 320'	

SMOKIES STADIUM FIRSTS

First Game	April 20, 2000 vs. Chattanooga Lookouts
Time/Temperature of First Pitch	7:36 p.m. / 77-degrees
Pitcher	Leo Estrella
Batter	Gookie Dawkins (HR to LF)
Home Plate Umpire	Darren Spagnardi
Pitch	Fastball (Strike)
Winning Pitcher	Leo Estrella (Smokies)
Losing Pitcher	Eddie Priest (Lookouts)
Save	Bob File (April 20, 2000)
Hit	Gookie Dawkins (April 20, 2000)
Smokies Hit	Willis Otanez (April 20, 2000)
Run	Gookie Dawkins (April 20, 2000)
Smokies Run	Jay Gibbons (April 20, 2000)
Single	Willis Otanez (April 20, 2000)
Double	Jay Gibbons (April 20, 2000)
Triple	Scott Sollmann (April 21, 2000)
Home Run	Gookie Dawkins (April 20, 2000)
Smokies Home Run	Jay Gibbons (April 20, 2000)
Two-Run Homer	Jay Gibbons (April 20, 2000)
Three-Run Homer	Ben Broussard (CHA, April 20, 2000)
Grand Slam	Tony Peters (May 22, 2001)
Inside-The-Park Home Run	Mike Young (May 26, 2000)
RBI	Gookie Dawkins (April 20, 2000)
Walk	Brian Lloyd (April 20, 2000)
Intentional Walk	Tim Giles (April 21, 2000)
Strikeout	Mike Young (April 20, 2000)
Error	Felipe Lopez (April 20, 2000)
Stolen Base	Brian Lloyd (April 20, 2000)
Caught Stealing	Mike Young (April 21, 2000)
Extra-Inning Game	April 21, 2000

Chattanooga 13, Tennessee 8 - 13 Innings

Rain Out	April 24, 2000 vs. West Tenn.
Shutout	Nate Teut (West Tenn., April 23, 2000)
No-Hitter	Leo Estrella (May 27, 2000) Six Innings
Opp. No-Hitter	Gerardo Garcia (Orlando, May 21, 2002)



SMOKIES STADIUM GROUND RULES

- Any ball hit over the yellow line on the eight-foot green outfield wall is a home run.
- Any ball that hits the metal railing above the outfield wall is a home run.
- The bullpens are in play.
- Balls that become trapped under the bullpen benches are out of play.
- Balls that become trapped inside or under the tarp are out of play.
- Any ball that touches or goes into the dugout is out of play.
- Any hit ball that bounces over the outfield wall is an “automatic double”.

LARGEST SINGLE GAME CROWDS AT SMOKIES STADIUM

#	Date	Opponent	Attendance	Promotions
1	June 17, 2017	Chattanooga	8,164	Jimmy Buffett Night
2	July 28, 2018	Chattanooga	8,099	Kids Takeover Night
3	May 14, 2016	Birmingham	7,902	Fireworks/Star Wars Night
4	July 24, 2015	Chattanooga	7,866	Fireworks/ToyStory Night/Daddy-Daughter Night
5	June 19, 2015	Mississippi	7,806	Fireworks/Star Wars Night
6	May 12, 2015	Montgomery	7,787	Smokies Safety Day/Ernie Banks Tribute
7	July 4, 2016	Jackson	7,763	Independence Day Fireworks
8	July 4, 2010	Huntsville	7,728	Independence Day Fireworks
9	August 27, 2016	Birmingham	7,727	Friday Fireworks/90s Night
10	July 3, 2009	Huntsville	7,653	Independence Day Fireworks
11	July 9, 2018	Montgomery	7,613	Kris Bryant Rehab
12	May 17, 2018	Mississippi	7,546	Thirsty Thursday
13	July 3, 2018	Chattanooga	7,409	Independence Day Fireworks
14	May 24, 2008	Mississippi	7,381	John Smoltz Rehab
15	May 8, 2013	Birmingham	7,364	Health & Safety Day
16	May 15, 2012	Jackson	7,343	Health & Safety Day
17	April 11, 2016	Mobile	7,328	Health & Safety Day
18	April 20 2000	Chattanooga	7,318	Smokies Stadium Opener
19	August 19, 2017	Chattanooga	7,270	UT Night
T20	August 22, 2015	Montgomery	7,241	UT Night/Pat Summitt Bobblehead
T20	August 28, 2015	Jacksonville	7,241	Fireworks/Augtoberfest Night
22	May 11, 2010	Carolina	7,232	Health & Safety Day
23	July 3, 2014	Montgomery	7,209	Independence Day Fireworks
24	August 12, 2000	Mobile	7,149	Cap Night
25	July 3, 2017	Jackson	7,086	Independence Day Fireworks



STORY OF SUCCESS

PRELIMINARY TALKS- June, 1998- Discussions begin about the possibility of the Smokies playing in a new multi-use stadium in Sevier County.

STADIUM DESIGN- November, 1998- Architectural designs of the proposed stadium are unveiled.

SMOKIES KICK OFF SEASON TICKET DRIVE- December 7th, 1998- The goal is set and the community begins to buy season tickets for a new multi-use stadium in Sevier County.

SMOKIES ANNOUNCE SITE- January, 1999- Exit 407 location is announced as the proposed site of the new ballpark.

SMOKIES HIT GOAL- February, 1999- Smokies reach season ticket goal of 1,200 for three-year commitment.

CITY AND COUNTY APPROVAL- March, 1999- The City of Sevierville, and Sevier County approve the funding for the multi-purpose stadium.

GROUNDBREAKING- April 23rd, 1999- The official groundbreaking for the new \$19.4 million multi-use stadium at Exit 407.

TOPPING OUT CEREMONY- October 5th, 1999- A new era of baseball in East Tennessee starts as the Smokies change their name from the Knoxville Smokies to the Tennessee Smokies. A picnic is held at the site of the new park as the steel structure is entirely in place.

PEEK AT THE PARK- March 4th- 5,000 Fans in East Tennessee were allowed into the new ballpark to catch a sneak peek of what was to come at Exit 407.

OPENING DAY – April 20th vs. Chattanooga: Six home runs combined between two clubs. Capacity crowd of 7,318 entertained to a 10-7 Smokies win.

NO HITTER!- May 27th – Smokies right-handed pitcher Leo Estrella hurls club's first no hitter in ten years vs. Orlando Rays at Smokies Stadium.

BLUE JAYS GAME- June 8th–A crowd of 6,979 packed the park for the first Major League team to take the field in East Tennessee since 1989.

ATTENDANCE RECORD BROKEN– 2000- The Smokies break the all-time franchise record for attendance. The Smokies finish the season with 256,141, an average of 3,823. The Southern League awards The Tennessee Smokies an Award of Excellence for improved attendance.

FIRST AMATEUR GAME- April 7th, 2001–The Carson Newman Eagles played the Tusculum Pioneers in the first ever college baseball game at Smokies Stadium.

COLLEGE BASEBALL TOURNEY– Smokies Stadium hosted its first ever collegiate baseball tournament beginning May 4th, 2001. The Tennessee State Junior College Baseball Tournament. Volunteer State wins the Championship.

ALL-STAR GAME- The Southern League All-Star Game is hosted by Smokies Stadium on June 20th, 2001. A crowd of 5,086 were entertained to the league's best players. The home-run derby was won by Birmingham's Joe Borchard, who also won the game MVP, by cracking a two-run walk off homer in the tenth inning. The West squad topped the East 4-3.

FIRST CONCERT- The Christian band 4 Him entertains a crowd of 6,785 following the Smokies' win over Orlando on Sunday, August 5th.

ATTENDANCE RECORD FALLS AGAIN- For the second consecutive year the Smokies set a new all-time franchise record for attendance. In 69 Southern League openings in 2001, the club attracted 266,037 fans, an average of 3,856.

TENNESSEE CLASSIC-The first-ever exhibition game between the Smokies and University of Tennessee Volunteers was played on May 1, 2002. A crowd of over 4,200 witnessed the Smokies break a 4-4 tie in the bottom of the ninth to edge the Vols, 5-4.

ORLANDO NO-HITTER– May 21st, 2002 – Gerardo Garcia of the Orlando Rays becomes the first pitcher to no-hit the Smokies at Smokies Stadium. It was also the first nine-inning no-hitter at the park.

ALL-STAR GAME II- June 20th, 2002 –The Smokies again hosted the Southern League All-Star Game. It marked the first time a Southern League team has hosted back to back All-Star Games. A crowd of 5,287 watched the West defeat the East 4-1.

ATTENDANCE RECORD BROKEN– September 5, 2002-The Smokies set the franchise attendance record for the third straight season. In 70 home games, Smokies Stadium welcomed 268,033 fans, an average of 3,829 a game.

ATTENDANCE RECORD TOPPED AGAIN– 2017 -- The club smashed the franchise attendance record again in 2017. Over 70 home contests, Smokies Stadium hosted 313,796 guests for an average of 4,483 fans per game.

SMOKIES STADIUM ATTENDANCE	
2000.....	256,141
2001.....	266,037
2002.....	268,033
2003.....	256,597
2004.....	253,756
2005.....	241,163
2006.....	258,958
2007.....	258,121
2008.....	250,209
2009.....	260,153
2010.....	262,415
2011.....	265,341
2012.....	251,112
2013.....	244,984
2014.....	283,038
2015.....	277,606
2016.....	293,694
2017.....	313,796
2018.....	308,069
TOTAL	5,069,223



Randy & Jenny Boyd Owners

Jenny and Randy are big baseball fans not just for the sport but also for how it brings communities together. Randy has been to 45 major league ball parks (old and new ones of many major league teams) and Jenny is catching up with him! They are committed to making baseball a great family fun experience for our community for generations to come and looking forward to continuous improvements in the ball park and the fan experience in the coming years.



Jenny Boyd is the owner and operator of Boyd's Jig and Reel in the Old City in downtown Knoxville. The Jig and Reel is a musical Scottish pub dedicated to preserving and promoting our musical heritage. Jenny plays the fiddle and mandolin in the Celtic band "The Good Thymes Ceilidh Band". She is a member of the Old City Association and serves on the Young-Williams Animal Center Board, the Knoxville Symphony Orchestra Board, and the East Tennessee Historical Society Board. She is also a proud Smokies baseball fan!



Randy Boyd is the founder and Executive Chairman of Radio Systems Corporation which he started in 1991 out of the back of his van. Radio Systems is headquartered in Knoxville, Tennessee and has over 700 associates worldwide with offices in six countries. The company produces over 4,600 pet products under brand names such as Invisible Fence, PetSafe, and SportDOG.

Twice in the last four years Randy has answered the call to serve his state - first in 2013 taking a leave of absence from his company to serve Governor Bill Haslam in a volunteer role as his Special Advisor on Higher Education. He was the architect of the Drive to 55 and the Tennessee Promise. The Tennessee Promise provides free tuition and fees for community college and technical schools and all supported by volunteer mentors.

From 2015 - 2017 Randy served as Commissioner of the Tennessee Department of Economic and Community Development. He led the department's mission of developing strategies which help make Tennessee the No. 1 location in the Southeast for high quality jobs. In his tenure, companies committed more than \$11 billion in capital investment and committed to create 50,000 jobs. Randy is currently running to serve as the State of Tennessee's 50th Governor

Jenny and Randy Boyd support many animal welfare projects, such as developing a new Animal Adoption Center in Knoxville that will more than double the city's annual capacity for spay and neuter procedures. They have committed \$3 million over the next three years to build nearly 100 dog parks around the State of Tennessee as part of an effort to make their state the most pet friendly in the nation. Radio Systems has provided the funds to create nine public dog parks in the Knoxville area as an effort to make Knoxville the most pet friendly community in America while Invisible Fence Brand has donated over 20,000 dog oxygen masks to Fire Department around the United States as part of its "Project Breathe".

Jenny and Randy were married 33 years ago at Erin Presbyterian, where they still worship today. They live in Knoxville and have two sons, Thomas and Harrison, one daughter-in-law Lindsey, one granddaughter, Wiley Mae, and two dogs, Oscar and Jolene.

FRONT OFFICE		SMOKIES FRONT OFFICE
		<div>  <div> Doug Kirchhofer CEO dkirchhofer@smokiesbaseball.com </div> </div>
2019 SMOKIES		<p>Entering his 18th season with the Smokies, Doug Kirchhofer has been a major player in the minor league sports industry for the past 25 years. Kirchhofer has “hands-on” experience in minor league franchise development and sports facility management as well as a finance background.</p> <div>  </div>
SOUTHERN LEAGUE		<p>Kirchhofer came to the Smokies from Cincinnati, where he served as President and CEO of Cincinnati Entertainment Associates, Ltd. He oversaw the private acquisition and \$16 million renovation of Riverfront Coliseum, transforming the aging downtown building into the Firstar Center (now US Bank Arena). He served as President and CEO of the Cincinnati Cyclones professional ice hockey team from 1990-2001 and also as General Manager of the club from 1990-96. During his stint with the Cyclones, Kirchhofer moved the team to the downtown, riverfront area and newly remodeled 16,000-seat “big league” facility. In Kirchhofer’s 11-year tenure, the team led all of minor league hockey in attendance through the early part of the 1990s, established an International Hockey League record for most consecutive 40-win seasons (8) and participated in the playoffs 10 times.</p>
2018 SEASON IN REVIEW		
CHICAGO CUBS		<p>Kirchhofer got his start in professional sports in 1989 as part of the group that formed and operated the Nashville Knights of the East Coast Hockey League. Later in the ‘90s, Kirchhofer became part owner of the Birmingham Bulls, an offshoot of the Cincinnati franchise. During his years in Cincinnati, he also was involved with teams in minor league basketball and professional indoor soccer.</p>
HISTORY & RECORDS		<p>Kirchhofer’s ties to Tennessee date to time spent as Vice President/ Finance for Concoal Management Company in Knoxville from 1981-94. During that span he also sat on the Board of Directors at First Heritage National Bank in Loudon. Prior to working with Concoal, he was a manager in the tax department of a public accounting firm in Atlanta, a job he held after earning a Master’s Degree in Accountancy from the University of Illinois. Kirchhofer graduated from Illinois Wesleyan University with a B.S. in Business Administration.</p>
MEDIA INFORMATION		<p>Doug and his wife Lana have made their home in East Tennessee, at least during the “offseason,” since 1981. They have two grown children, Kristi and Kyle, and four grandsons, Jay, Tanner, Drew and Evan, living in Knoxville. Doug and Lana both have served as board members of the Christian Academy of Knoxville, and Doug served a term as president of that Board of Directors.</p>
7		- 2019 TENNESSEE SMOKIES MEDIA GUIDE -



Chris Allen President, COO

callen@smokiesbaseball.com


Chris Allen is the President of the Tennessee Smokies Baseball team. Chris received his B.S. In Sports Management from Liberty University, and brings over a decade of professional sports management experience.

Prior to joining the organization, Chris worked for the Southern Maryland Blue Crabs, South Coast League, Salem Avalanche, Wilson Tobs and Chillicothe Paints. While working for the Tobs, Chris also spent four years working with the NCAA directing regional baseball tournaments.

In addition to his baseball career, Chris' business interests include majority ownership of Sayin' it Loud, a transit advertising agency serving Baltimore, Md. and metro Washington D.C.

In the past 16 years Chris has served on numerous Boards, including the North Carolina Baseball Museum, Greater Baden Medical Services, Maryland Tourism Advisory Board, and Madison Heights Dixie Youth Baseball. Chris currently serves as a member of the Board of Directors for Junior Achievement of East Tennessee.

Chris and Elisa reside in Dandridge, Tennessee with their four children Casey (16), Chase (12), Carolina (8), and Charley (2).



Jeremy Boler Vice President

jboler@smokiesbaseball.com

Jeremy is in his sixth season with the Smokies, fourth as Vice President after previously serving as Assistant General Manager and Director of Corporate Sales. Jeremy is also in his fourth season as the Vice President for Boyd Sports, and sister franchise the Johnson City Cardinals. Prior to joining the Smokies Jeremy spent three years as the General Manager of the Forest City Owls in the Coastal Plain League.

As the General Manager Jeremy oversaw every aspect of the franchise. Under his leadership the Owls were ranked in the top 11 in the nation in overall attendance each of his three years. Prior to Joining the Owls he served as the Corporate Marketing Manager for the Winston-Salem Dash and helped build corporate ticket packages for businesses. He received his B.A. from Gardner-Webb University, in Boiling Springs, NC. with a degree in Business Administration. A North Carolina native, he resides in Knoxville, Tennessee with his wife, Adrienne and daughter, Brynn.



Tim Volk General Manager, Baseball Operations

tvolk@smokiesbaseball.com

Tim is in his sixth season with the Tennessee Smokies. He returned for his second stint with the Smokies when he was named the Smokies' Director of Ticket and Group Sales in September of 2013, followed by a promotion to Assistant General Manager in 2015. Previously, he spent three seasons with the Smokies as a Group Sales Representative and Intern.

Prior to returning to the organization, Tim worked for TDS Telecommunications as a Senior Sales Advisor then with IMG Learfield Ticket Solutions at The University of Tennessee as a Senior Account Executive. The Cincinnati, Ohio, native is a graduate from UT with a degree in Sport Management, minoring in Business Administration. Tim lives in Dandridge with his wife, Mindy, and two daughters, Savannah and Mazdyn, and their dog, Taber

Tim also serves on the University of Tennessee Recreation & Sport Management Practitioners Advisory Board and the Knoxville Partners in Education Advisory Board.



A baseball player in a white and blue uniform is running on a field. The player is wearing a blue helmet and has the word "SMOKIES" on his jersey. He is in motion, with his arms and legs extended. The background shows a blurred field and some advertisements.

**Kyle
Schwarber**

2019 Smokies

SMOKIES MANAGER - JIMMY GONZALEZ



Full Name: Jimmy Gonzalez
Birthplace: Hartford, CT (March 8, 1973)
Resides: Hartford, CT
Years in Tennessee: First

Experience

Minor League Instructor: Entering Seventh season
With Cubs Organization: Entering Seventh season
At Double-A Level: Entering First season

Jimmy Gonzalez begins his first season as manager of the Smokies in 2019, and his seventh season in the Cubs' organization. Gonzalez joins the Smokies after managing Single-A South Bend for the previous four seasons.

Under Gonzalez, South Bend finished 288-265 (.540) during his four seasons at the helm. He led the Cubs to back-to-back Midwest League Playoff appearances in 2016 and 2017. Gonzalez was named the 2016 Midwest League Manager of the Year after leading South Bend to an Eastern Division Title by going 84-55. The club's 84 wins in '16 are the tied for the second most in South Bend franchise history.

Gonzalez joined South Bend after spending two seasons with the Arizona League Cubs. He spent the 2013 season as the club's hitting coach before being promoted to manager in 2014. Emilio Bonifacio, Jorge Soler, Gleyber Torres, Carl Edwards Jr, and Neil Ramirez all played under Gonzalez in '14.

Gonzalez was selected in the first round, 40th overall, in the 1991 MLB draft by the Houston Astros out of East Hartford High School in Connecticut. The catcher played 14 years in the minor leagues, spending time with the San Diego Padres, Montreal Expos, and New York Mets Organizations. Gonzalez compiled 142 doubles, 10 triples, and 72 home runs in his 922 career games. He returns to the state of Tennessee where he had his most power-driven season with the Jackson Generals. In 97 games in 1997, Gonzalez hit 14 home runs (then an Astros affiliate).

He spent two seasons in the Southern League with the Mobile BayBears in 1998-99 (then an affiliate of the San Diego Padres). Throughout his playing career, he made stops in ALL three Double-A leagues (Southern, Eastern and Texas), while also appearing in both Triple-A leagues (International and Pacific Coast).

MANAGERIAL RECORD

YEAR	TEAM	LEAGUE	W-L	PCT	STANDING
2014	AZL Cubs	Arizona	22-34	.393	12th
2015	South Bend	Midwest	65-72	.474	8th/12th
2016	South Bend	Midwest	84-55	.604	1st/2nd
2017	South Bend	Midwest	75-64	.540	2nd/3rd
2018	South Bend	Midwest	64-74	.464	T4th/T11th
TOTALS			310-299	.509	

*Won League Championship Series +Lost League Championship Series

MANAGERIAL HIGHLIGHTS & AWARDS

2016 Midwest League Manager of the Year (South Bend Cubs)

Chad Allen**Hitting Coach**

Born February 6, 1975 in Dallas, TX

Years at Tennessee First

Coaching Career: Chad Allen enters his first season in the Cubs organization after spending the last six seasons in the Minnesota Twins' system. He spent 2016-2018 in Triple-A with the Rochester Red Wings as their Hitting Coach. Allen held the same role with Double-A Chattanooga in 2015 and Double-A New Britain in 2013-2014.



Playing Career: Allen enjoyed a 12-year professional baseball career, including 7 at the MLB level. Allen spent time with the Minnesota Twins (1999-2001), Cleveland Indians (2002), Florida Marlins (2003), and Texas Rangers (2004-2005). He finished his career a .269 hitter with 44 doubles, 8 triples, and 14 home runs in 267 games. He also scored 102 runs and drove in 84. Allen was originally drafted by the Cincinnati Reds in the 38th round out of high school in 1993. He elected to go to Texas A&M and was drafted by the Twins in the 4th round in 1996. Allen finished his playing career with the Orix Buffaloes under Terry Collins in the Nippon Professional Baseball League in 2007. He was also a member of the 1996 United States squad that took home the Bronze Medal in Atlanta.

Ron Villone**Pitching Coach**

Born January 16, 1970 in Englewood, NJ

Years at Tennessee First

Coaching Career: Ron Villone enters his eighth season as a coach in the Cubs organization. He spent the last two seasons as the teams Minor League Rehab Pitching Coordinator. He spent the first five years with the Cubs as a Minor League Pitching Coach. He spent 2015-2016 with the Arizona League Cubs, 2014 with Advanced-A Daytona, 2013 with Single-A Kane County, and 2012 with Single-A Peoria.



Playing Career: Villone played for 12 different teams during his 15-year MLB career. The lefty pitched for the Mariners, Padres, Reds, Yankees, Astros, Brewers, Rockies, Pirates, Cardinals, Nationals, Indians, & Marlins. He had an overall record of 61-65 with a 4.73 ERA in 717 appearances and 93 starts. Villone was the 14th overall pick by the Mariners in 1992 out of UMass-Amherst.

Ben Carhart**Assistant Coach**

Born January 21, 1990

Years at Tennessee Fourth

Coaching Career: Ben Carhart rejoins the Smokies spending last season as a rehab coach with Mesa. Carhart spent his first full season as a coach in 2018 with the South Bend.

Playing Career: Carhart had a five-year playing career in the Cubs minor league system. Carhart played for the Smokies in 2016, and posted a career .270 batting average during his minor league career. He was selected by the Chicago Cubs in the 35th round of the 2012 Draft out of Stetson University.

**Toby Williams****Athletic Trainer**

Toby Williams enters his eighth year as a trainer in the Cubs organization and fourth with Double-A Tennessee. Before joining Tennessee, Williams spent the prior two years as Myrtle Beach's trainer, and performed the same duties for Rookie League Mesa in 2015 and Single-A Boise in 2014. Williams was honored as the Professional Baseball Athletic Trainers Society Trainer of the Year for the Carolina League in 2016 and the Arizona League in 2015.



THE SMOKIES POSITION PLAYERS

ARAMIS ADEMAN

FULL NAME: Aramis Rainier Ademan (Sanchez) **BATS:** Left **THROWS:** Right **HEIGHT:** 5-11 **WEIGHT:** 160
OPENING DAY AGE: 20 **BORN:** 9/13/98 in Santiago, D.R. **RESIDENCE:** Santiago, D.R.

HOW ACQUIRED: Signed by Cubs as a non-drafted free agent 8/23/15 (scouts: Jose Estevez, Gian Guzman, Jose Serra and Louie Eljaua)
NOTES: **2019** — Ranked as the organization's 10th-best prospect by *Baseball America* entering the season ... **2018** — Named a Carolina League mid-season All-Star ... ranked as Myrtle Beach's top prospect by *Baseball America* entering the season ... **2017** — Named a Northwest League mid-season All-Star

YEAR	TEAM	AVG	G	AB	R	H	2B	3B	HR	RBI	SH	SF	HP	BB	SO	SB-CS	E	OBP	SLG
2016	— DSL Cubs 2-R	.254	59	209	37	53	5	4	0	16	2	0	3	34	28	17-9	18	.366	.316
2017	— Eugene-A	.286	39	161	23	46	9	4	4	27	2	0	6	14	30	10-6	10	.365	.466
	— South Bend-A	.244	29	127	13	31	6	1	3	15	0	2	1	4	24	4-2	7	.269	.378
2018	— Myrtle Beach-A	.207	114	396	49	82	11	3	3	38	8	1	9	38	95	9-5	23	.291	.273
MINOR LEAGUE TOTALS		.237	241	893	122	212	31	12	10	96	12	3	19	90	177	40-22	58	.319	.333

TYLER ALAMO

FULL NAME: Tyler Anthony Alamo **BATS:** Right **THROWS:** Right **HEIGHT:** 6-4 **WEIGHT:** 200
OPENING DAY AGE: 23, turns 24 on May 2 **BORN:** 5/2/95 in Orange, CA **RESIDENCE:** Cypress, CA

SCHOOL: Graduated from Cypress High School in Cypress, Calif.

HOW ACQUIRED: Selected by Cubs in 24th round of 2013 draft (scout: Alex Lontayo)

NOTES: **2017** — Named Carolina League Player of the Week for August 14-20 (.393, 2 2B, 3 HR, 8 RBI) ... his .281 season average led the team ...

HIGH SCHOOL — Played on USA Baseball age-group team in 2011; won a gold medal

YEAR	TEAM	AVG	G	AB	R	H	2B	3B	HR	RBI	SH	SF	HP	BB	SO	SB-CS	E	OBP	SLG
2013	— Mesa-R	.111	11	27	1	3	0	0	0	4	0	1	0	2	15	0-0	2	.167	.111
2014	— Mesa-R	.215	31	93	12	20	2	0	0	10	1	1	3	4	18	0-0	5	.267	.237
2015	— Eugene-A	.261	41	138	19	36	1	0	0	14	0	2	1	16	24	1-1	1	.338	.268
2016	— South Bend-A	.243	85	309	28	75	12	0	5	50	2	4	3	16	71	0-0	3	.283	.330
2017	— Myrtle Beach-A	.281	114	427	61	120	24	0	12	42	0	0	5	21	108	0-1	10	.322	.422
2018	— Mesa 2-R	.235	9	34	1	8	2	0	0	3	0	1	0	0	8	0-0	3	.229	.294
	— Tennessee-AA	.250	5	16	1	4	1	0	0	0	0	0	0	1	4	1-0	0	.294	.313
	— Myrtle Beach-A	.212	71	245	24	52	9	0	8	34	1	8	4	15	66	0-1	3	.261	.347
MINOR LEAGUE TOTALS		.247	367	1289	147	318	51	0	25	157	4	17	16	75	314	2-3	27	.293	.344

GIOSKAR AMAYA

FULL NAME: Gioskar Julio Amaya **BATS:** Right **THROWS:** Right **HEIGHT:** 5-11 **WEIGHT:** 175
OPENING DAY AGE: 26 **BORN:** 12/13/92 in Edo Carabobo, Venezuela **RESIDENCE:** Carabobo, Venezuela

HOW ACQUIRED: Signed by Cubs as a non-drafted free agent 7/9/09 (scouts: Hector Ortega and Julio Figueroa)

NOTES: **2018** — Missed entire season with left calf injury ... **2017** — Missed entire season with a right knee injury ... **2014** — Named a Florida State League All-Star ... **2012** — Named to the Topps/Minor League Baseball short season All-Star team ... named a Northwest League All-Star ... led the Northwest League with 12 triples and 61 runs scored ... was third with 135 total bases while his .496 slugging percentage tied for third ... **2011** — Led the Arizona League with 77 hits, was second with a .377 batting average and tied for third with eight triples

YEAR	TEAM	AVG	G	AB	R	H	2B	3B	HR	RBI	SH	SF	HP	BB	SO	SB-CS	E	OBP	SLG
2010	— DSL Cubs 1-R	.282	69	238	33	67	8	3	1	29	5	4	10	28	33	18-8	20	.375	.353
2011	— Mesa-R	.377	52	204	37	*77	11	8	0	36	4	3	3	13	39	13-8	17	.417	.510
2012	— Boise-A	.298	69	272	*61	81	6	*12	8	33	2	4	6	33	65	15-5	9	.381	.496
	— Iowa-AAA	1.000	1	1	1	1	1	0	0	0	0	0	0	0	0	0-0	0	1.000	2.000
2013	— Kane County-A	.252	117	453	65	114	26	6	5	28	3	5	13	42	109	13-6	22	.329	.369
2014	— Daytona-A	.276	112	369	56	102	16	3	4	35	2	2	9	53	90	14-7	13	.379	.369
2015	— South Bend-A	.260	110	400	45	104	18	2	4	43	4	2	6	44	73	17-5	7	.341	.345
2016	— Myrtle Beach-A	.245	44	143	15	35	9	1	5	17	1	3	1	20	36	4-1	5	.335	.427
	— Tennessee-AA	.183	44	131	12	24	2	1	1	8	0	0	2	13	43	0-1	5	.267	.237
2017	—																		
2018	—																		
MINOR LEAGUE TOTALS		.274	618	2211	325	605	97	36	28	229	21	23	50	246	488	94-41	98	.356	.388

DID NOT PLAY — INJURED

DID NOT PLAY — INJURED

*Led League

LUIS AYALA

FULL NAME: Luis Miguel Ayala (Aponte) **BATS:** Right **THROWS:** Left **HEIGHT:** 6-0 **WEIGHT:** 175
OPENING DAY AGE: 23 **BORN:** 12/21/95 in Maracay, Venezuela **RESIDENCE:** Choroni, Venezuela

HOW ACQUIRED: Signed by Cubs as a non-drafted free agent 4/30/13 (scout: Hector Ortega)

YEAR	TEAM	AVG	G	AB	R	H	2B	3B	HR	RBI	SH	SF	HP	BB	SO	SB-CS	E	OBP	SLG
2014	— VSL Cubs-R	.209	53	163	23	34	0	2	0	14	0	5	4	21	55	14-8	7	.306	.233
2015	— VSL Cubs-R	.285	68	228	36	65	13	8	0	23	7	4	4	47	60	25-9	5	.410	.412
2016	— Mesa-R	.283	46	187	26	53	5	4	1	19	0	2	3	11	37	19-7	1	.330	.369
2017	— South Bend-A	.281	114	391	52	110	17	5	3	42	3	3	7	43	86	24-15	11	.360	.373
2018	— Myrtle Beach-A	.184	71	207	17	38	4	1	0	12	1	0	1	25	54	7-5	5	.275	.213
MINOR LEAGUE TOTALS		.255	352	1176	154	300	39	20	4	110	11	14	19	147	292	89-44	29	.344	.332

INFIELDER

CATCHER

CATCHER

OUTFIELDER

FRONT OFFICE

2019 SMOKIES

SOUTHERN
LEAGUE

2018 SEASON
IN REVIEW

CHICAGO
CUBS

HISTORY &
RECORDS

MEDIA
INFORMATION

THE SMOKIES POSITION PLAYERS

WYNTON BERNARD

FULL NAME: Wynton Allen Bernard BATS: Right THROWS: Right HEIGHT: 6-2 WEIGHT: 195

OPENING DAY AGE: 28 BORN: 9/24/90 in San Diego, CA RESIDENCE: Poway, CA

SCHOOL: Attended Niagara University (N.Y.) ... graduated from Rancho Bernardo High School (Calif.)

ORIGINAL CLUB: Selected by San Diego in 35th round of 2012 draft (scout: Jim Bretz)

HOW ACQUIRED: Signed a minor league contract 1/23/18

NOTES: 2017 — Was a non-roster invitee with San Francisco ... 2016 — Was a non-roster invitee with San Diego ... 2015 — Led the Eastern League with 161 hits ... selected to mid-season and post-season All-Star team ... earned Player of the Week honors May 25 ... 2014 — Named a Midwest League mid-season and post-season All-Star ... named West Michigan's MVP

YEAR	TEAM	AVG	G	AB	R	H	2B	3B	HR	RBI	SH	SF	HP	BB	SO	SB-CS	E	OBP	SLG
2012	— AZL Padres-R	.232	23	56	14	13	3	0	1	9	0	1	1	7	14	4-0	2	.323	.339
2013	— Padres-R	.400	3	10	1	4	0	0	0	3	0	0	0	0	3	2-1	0	.400	.400
	Eugene-A	.250	39	136	19	34	5	1	1	10	2	4	1	18	33	7-4	2	.333	.324
	Fort Wayne-A	.200	5	15	1	3	0	1	0	3	0	0	0	1	5	1-1	0	.250	.333
	Lake Elsinore-A	.214	4	14	4	3	0	1	0	0	0	0	0	1	2	0-1	0	.267	.357
2014	— West Michigan-A	.323	131	507	91	164	30	6	6	47	12	3	5	56	86	45-19	4	.394	.442
2015	— Erie-AA	.301	135	534	78	*161	29	8	4	36	11	0	4	38	73	43-16	6	.352	.408
2016	— Toledo-AAA	.235	46	149	18	35	5	1	1	11	1	1	1	10	30	10-3	3	.286	.302
	Erie-AA	.308	58	227	38	70	8	4	6	22	5	2	1	27	39	13-2	1	.381	.458
2017	— Sacramento-AAA	.254	82	193	28	49	8	2	2	14	3	1	2	12	41	13-1	2	.303	.347
2018	— Iowa-AAA	.204	61	147	17	30	10	3	1	13	1	0	1	6	32	11-2	4	.240	.333
	Tennessee-AA	.295	37	105	13	31	2	0	2	9	1	0	1	10	20	14-2	0	.362	.371
MINOR LEAGUE TOTALS		.285	624	2093	322	597	100	27	24	177	36	12	17	186	378	163-52	24	.347	.393

*Led League

OUTFIELDER

JOSÉ CARDONA

FULL NAME: José Alejandro Gonzalez Cardona BATS: Right THROWS: Right HEIGHT: 6-1 WEIGHT: 192

OPENING DAY AGE: 25 BORN: 3/16/94 in San Nicolás de los Garza, Mexico RESIDENCE: General Escobedo, Mexico

ORIGINAL CLUB: Signed by Texas as non-drafted free agent 3/18/11 (scouts: Gil Kim and Bill McLaughlin)

HOW ACQUIRED: Signed a minor league contract 12/31/18

NOTES: 2018 — Declared minor league free agent 11/2 ... was a non-roster invitee to major league Spring Training ... 2017 — Named a Texas League mid-season All-Star ... 2015 — Led all Texas minor leaguers with 30 stolen bases

YEAR	TEAM	AVG	G	AB	R	H	2B	3B	HR	RBI	SH	SF	HP	BB	SO	SB-CS	E	OBP	SLG
2011	— DSL Rangers-R	.264	39	129	26	34	3	5	0	20	1	1	3	21	35	8-5	1	.377	.364
2012	— DSL Rangers-R	.263	69	259	39	68	12	3	0	51	2	2	6	47	50	8-2	3	.385	.332
2013	— DSL Rangers-R	.289	13	45	7	13	3	0	0	7	4	0	1	7	7	1-0	0	.396	.356
	AZL Rangers-R	.280	50	189	27	53	9	2	1	12	0	2	1	17	32	7-3	2	.340	.365
2014	— Myrtle Beach-A	.182	7	22	2	4	0	0	0	0	0	0	0	0	1	0-0	0	.182	.182
	AZL Rangers-R	.316	20	76	9	24	4	2	0	11	0	0	0	4	14	8-0	0	.350	.421
	Spokane-A	.333	20	75	8	25	5	1	0	10	0	1	0	6	9	3-1	0	.378	.427
2015	— Hickory-A	.254	128	469	64	119	19	5	10	59	8	4	5	40	73	30-18	4	.317	.380
2016	— High Desert-A	.300	101	397	81	119	23	0	14	48	6	3	5	42	66	13-4	2	.371	.463
2017	— Frisco-AA	.277	109	429	46	119	19	3	7	47	3	6	5	22	48	14-10	2	.316	.385
	Round Rock-AAA	.176	4	17	4	3	0	0	0	0	0	0	0	2	3	2-0	0	.263	.176
2018	— Round Rock-AAA	.228	47	171	20	39	2	0	3	13	0	2	2	6	33	4-4	1	.260	.292
	AZL Rangers-R	.444	3	9	4	4	3	1	0	4	0	1	0	2	0	1-0	0	.500	1.000
	Frisco-AA	.268	54	194	28	52	8	0	5	16	0	2	3	22	33	9-4	2	.348	.387
MINOR LEAGUE TOTALS		.272	664	2481	365	676	110	22	40	298	24	24	31	238	404	108-51	17	.341	.383

ROBERTO CARO

FULL NAME: Roberto Caro BATS: Switch THROWS: Right HEIGHT: 6-0 WEIGHT: 185

OPENING DAY AGE: 25 BORN: 9/25/93 in San Cristobal, D.R. RESIDENCE: San Cristobal, D.R.

HOW ACQUIRED: Signed by Cubs as non-drafted free agent 12/2/11 (scouts: Jose Serra and Carlos Reyes)

YEAR	TEAM	AVG	G	AB	R	H	2B	3B	HR	RBI	SH	SF	HP	BB	SO	SB-CS	E	OBP	SLG
2012	— DSL Cubs 2-R	.298	23	84	22	25	2	4	0	9	3	0	2	14	7	7-6	0	.410	.417
	DSL Cubs 1-R	.327	32	107	25	35	3	2	0	9	4	0	0	18	22	8-2	2	.424	.393
2013	— DSL Cubs-R	.254	60	197	47	50	8	8	0	18	4	1	7	33	49	18-5	1	.378	.376
2014	— DSL Cubs-R	.289	66	246	66	71	6	15	3	37	5	3	8	48	47	35-7	3	.416	.472
2015	— Mesa-R	.255	31	98	19	25	3	3	0	9	5	1	1	14	22	8-3	3	.351	.347
	Iowa-AAA	.000	5	5	1	0	0	0	0	0	0	0	0	0	0	0-0	0	.000	.000
2016	— South Bend-A	.231	59	182	18	42	4	3	0	18	4	2	2	18	62	4-5	3	.304	.286
2017	— Tennessee-AA	.143	22	35	1	5	1	0	0	1	0	0	1	5	7	1-1	0	.268	.171
	South Bend-A	.306	37	124	21	38	6	5	0	14	5	2	2	21	33	14-2	1	.409	.435
	Myrtle Beach-A	.185	39	92	10	17	2	2	1	15	1	1	3	13	29	5-4	2	.303	.283
2018	— South Bend-A	.375	38	128	27	48	8	6	1	17	4	1	3	18	30	17-6	4	.460	.555
	Myrtle Beach-A	.263	44	137	13	36	6	0	1	10	3	0	2	25	32	19-4	1	.384	.328
MINOR LEAGUE TOTALS		.273	456	1435	270	392	49	48	6	157	38	11	31	227	340	136-45	20	.381	.387

OUTFIELDER

OUTFIELDER

THE SMOKIES POSITION PLAYERS

ERICK CASTILLO

CATCHER

FULL NAME: Erick Jose Castillo **BATS:** Switch **THROWS:** Right **HEIGHT:** 5-11 **WEIGHT:** 178
OPENING DAY AGE: 26 **BORN:** 2/25/93 in Portuguesa, Venezuela **RESIDENCE:** Portuguesa, Venezuela
HOW ACQUIRED: Signed by Cubs as a non-drafted free agent 11/16/10 (scout: Hector Ortega)

YEAR	TEAM	AVG	G	AB	R	H	2B	3B	HR	RBI	SH	SF	HP	BB	SO	SB-CS	E	OBP	SLG
2012	— DSL Cubs 2-R	.180	42	111	12	20	7	0	0	10	4	1	7	13	13	0-2	8	.303	.243
2013	— Mesa-R	.265	16	49	6	13	2	0	1	5	0	0	0	1	6	0-2	3	.280	.367
2014	— Boise-A	.200	3	10	1	2	0	0	0	0	0	0	0	1	1	0-0	0	.273	.200
	— Mesa-R	.264	17	53	3	14	4	0	0	2	0	0	1	3	5	0-0	2	.316	.340
2015	— Tennessee-AA	.000	2	2	0	0	0	0	0	0	0	0	0	0	1	0-0	0	.000	.000
	— South Bend-A	.222	40	135	9	30	4	0	0	13	1	3	2	4	18	0-0	1	.250	.252
2016	— South Bend-A	.000	3	8	0	0	0	0	0	0	0	0	0	1	1	0-0	0	.111	.000
	— Myrtle Beach-A	.185	43	151	17	28	2	0	1	8	1	7	5	7	29	0-0	4	.245	.219
2017	— Tennessee-AA	.245	66	204	17	50	10	0	1	20	2	2	3	19	43	0-0	3	.316	.309
2018	— Tennessee-AA	.186	42	140	10	26	4	0	2	15	2	0	2	7	22	0-0	3	.235	.257
	— Iowa-AAA	.143	2	7	1	1	0	0	0	0	0	0	0	1	0	0-0	0	.250	.143
MINOR LEAGUE TOTALS		.211	276	870	76	184	33	0	5	73	10	6	20	57	139	0-4	24	.274	.267

ZACH DAVIS

OUTFIELDER

FULL NAME: Zachary Ross Davis **BATS:** Right **THROWS:** Right **HEIGHT:** 5-10 **WEIGHT:** 175
OPENING DAY AGE: 24, turns 25 on June 29 **BORN:** 6/29/94 in Houston, TX **RESIDENCE:** Houston, TX
SCHOOL: Attended Texas Tech University ... graduated from Cypress Lakes High School in Katy, Texas
HOW ACQUIRED: Selected by Cubs in 32nd round of 2016 draft (scout: Chris Clemons)

NOTES: **COLLEGE** — Was a perfect 13-for-13 on stolen bases in 2016, and went 30-for-33 in his career ... **HIGH SCHOOL** — Named second-team all-district as a senior, batting .333 with three triples and 19 steals

YEAR	TEAM	AVG	G	AB	R	H	2B	3B	HR	RBI	SH	SF	HP	BB	SO	SB-CS	E	OBP	SLG
2016	— Mesa-R	.188	6	16	1	3	0	0	0	2	1	0	0	0	5	0-0	0	.188	.188
2017	— South Bend-A	.000	4	13	0	0	0	0	0	0	0	0	0	0	6	1-0	1	.000	.000
	— Eugene-A	.275	56	193	31	53	7	2	2	12	2	2	8	24	56	23-5	3	.374	.363
2018	— South Bend-A	.289	79	273	55	79	5	5	0	25	4	3	6	32	65	31-10	1	.373	.344
	— Myrtle Beach-A	.239	38	113	12	27	3	0	1	6	0	1	7	8	36	7-3	1	.326	.292
MINOR LEAGUE TOTALS		.266	183	608	99	162	15	7	3	45	7	6	21	64	168	62-18	6	.353	.329

CHRISTIAN DONAHUE

INFILDER

FULL NAME: Christian Donahue **BATS:** Switch **THROWS:** Right **HEIGHT:** 5-8 **WEIGHT:** 180
OPENING DAY AGE: 23, turns 24 on May 4 **BORN:** 5/4/95 in Mililani, HI **RESIDENCE:** Mililani, HI
SCHOOL: Attended Oregon State University ... graduated from 'Iolani School (Hawai'i)
HOW ACQUIRED: Signed by Cubs as a non-drafted free agent 8/26/17 (scouts: Greg Hopkins)
NOTES: **COLLEGE** — Named All-Pac-12 First Team in 2016

YEAR	TEAM	AVG	G	AB	R	H	2B	3B	HR	RBI	SH	SF	HP	BB	SO	SB-CS	E	OBP	SLG
2018	— South Bend-A	.287	80	282	41	81	18	1	2	23	3	3	1	29	63	3-2	10	.352	.379
	— Iowa-AAA	.000	3	6	0	0	0	0	0	1	0	0	0	1	1	0-0	1	.143	.000
	— Myrtle Beach-A	.282	13	39	7	11	3	0	2	6	0	0	1	6	12	0-0	2	.391	.513
MINOR LEAGUE TOTALS		.281	96	327	48	92	21	1	4	30	3	3	2	36	76	3-2	13	.353	.388

WLADIMIR GALINDO

INFILDER

FULL NAME: Wladimir Jose Galindo (Landaeta) **BATS:** Right **THROWS:** Right **HEIGHT:** 6-3 **WEIGHT:** 210
OPENING DAY AGE: 22 **BORN:** 11/6/96 in Maracay, Venezuela **RESIDENCE:** Maracay, Venezuela
HOW ACQUIRED: Signed by Cubs as a non-drafted free agent 12/18/13 (scouts: Hector Ortega and Julio Figueroa)
NOTES: **2017** — Named a Midwest League mid-season All-Star ... had season cut short due to left leg fracture suffered in June ... **2016** — Named Northwest League Player of the Week, August 8-14 ... **2015** — On disabled list from July 16 through the end of the season with a fractured left hand

YEAR	TEAM	AVG	G	AB	R	H	2B	3B	HR	RBI	SH	SF	HP	BB	SO	SB-CS	E	OBP	SLG
2014	— VSL Cubs-R	.278	62	223	29	62	18	1	7	30	0	0	7	20	55	3-2	25	.356	.462
2015	— Mesa-R	.358	19	67	15	24	7	2	0	11	0	2	2	4	15	1-1	11	.400	.522
2016	— Eugene-A	.243	66	247	46	60	19	4	9	40	0	0	2	33	81	3-0	16	.337	.462
2017	— South Bend-A	.290	44	162	21	47	11	0	4	19	0	0	1	14	40	1-1	13	.350	.432
2018	— Myrtle Beach-A	.216	114	403	40	87	21	0	6	35	0	1	3	31	124	0-2	29	.276	.313
MINOR LEAGUE TOTALS		.254	305	1102	151	280	76	7	26	135	0	3	15	102	315	8-6	94	.325	.407

THE SMOKIES POSITION PLAYERS

JOSE GUTIERREZ

OUTFIELDER

FULL NAME: Jose Gregorio Gutierrez (Diaz) **BATS:** Switch **THROWS:** Right **HEIGHT:** 5-11 **WEIGHT:** 185
OPENING DAY AGE: 20 **BORN:** 11/9/98 in Barcelona, Anzoategui, Venezuela **RESIDENCE:** Barcelona, Anzoategui, Venezuela
HOW ACQUIRED: Signed by Cubs as a non-drafted free agent 8/25/15 (scouts: Hector Ortega and Louie Eljaou)

YEAR	TEAM	AVG	G	AB	R	H	2B	3B	HR	RBI	SH	SF	HP	BB	SO	SB-CS	E	OBP	SLG
2016	— DSL Cubs-R	.241	65	261	33	63	6	11	2	20	2	2	2	17	43	12-9	8	.291	.372
2017	— Mesa-R	.256	40	156	22	40	11	3	0	13	1	1	0	8	51	6-1	2	.291	.365
2018	— Mesa 1-R	.245	17	49	6	12	2	0	0	2	1	1	0	7	12	2-0	1	.333	.286
	Myrtle Beach-A	.239	14	46	5	11	3	2	0	1	3	0	0	5	15	0-1	1	.314	.391
	South Bend-A	.205	21	83	10	17	2	0	2	10	2	2	1	6	26	1-1	0	.261	.301
MINOR LEAGUE TOTALS		.240	157	595	76	143	24	16	4	46	9	6	3	43	147	21-12	12	.292	.355

JESSE HODGES

INFILDER

FULL NAME: Jesse Lowell Hodges **BATS:** Right **THROWS:** Right **HEIGHT:** 6-1 **WEIGHT:** 212
OPENING DAY AGE: 25 **BORN:** 3/29/94 in Victoria, British Columbia **RESIDENCE:** Victoria, British Columbia
SCHOOL: Graduated from Lambrick Park High School in Victoria, British Columbia

HOW ACQUIRED: Signed by Cubs as a non-drafted free agent 9/7/12 (scout: Steve Wilson)
NOTES: **2017** — Led Myrtle Beach with 63 RBI ... **2016** — Named a Midwest League mid-season All-Star ... **2012** — Named to the All-World Team of the World Junior Tournament held in Seoul, South Korea.

YEAR	TEAM	AVG	G	AB	R	H	2B	3B	HR	RBI	SH	SF	HP	BB	SO	SB-CS	E	OBP	SLG
2013	— Boise-A	.000	3	12	0	0	0	0	0	0	0	0	0	0	5	0-0	1	.000	.000
	Mesa-R	.210	47	167	26	35	4	2	2	20	1	2	4	11	44	1-0	14	.272	.293
2014	— Boise-A	.265	73	272	39	72	14	1	7	44	0	6	4	25	84	1-1	14	.329	.401
2015	— South Bend-A	.238	90	303	32	72	18	1	6	34	1	1	7	28	86	1-2	21	.316	.363
2016	— South Bend-A	.287	61	209	27	60	5	5	0	21	0	2	0	21	45	2-4	13	.349	.399
	Myrtle Beach-A	.186	29	102	12	19	5	0	1	11	1	2	2	7	33	0-1	1	.248	.265
2017	— Myrtle Beach-A	.268	124	447	58	120	26	3	13	63	4	2	8	45	105	4-3	20	.345	.427
2018	— Tennessee-AA	.199	100	307	22	61	17	1	3	26	2	1	1	21	96	1-1	10	.252	.290
MINOR LEAGUE TOTALS		.241	527	1819	216	439	89	13	32	219	9	16	26	158	498	10-12	94	.309	.357

NICO HOERNER

INFILDER

FULL NAME: Nicholas Mackie Hoerner **BATS:** Right **THROWS:** Right **HEIGHT:** 6-1 **WEIGHT:** 200
OPENING DAY AGE: 21, turns 22 on May 13 **BORN:** 5/13/97 in Oakland, CA **RESIDENCE:** Oakland, CA
SCHOOL: Attended Stanford University (Calif.) ... graduated from Head-Royce High School in Oakland, Ca.

HOW ACQUIRED: Selected by Cubs in first round of 2018 draft (scout: Gabe Zappin)

NOTES: **2019** — Ranked as the organization's top prospect by *Baseball America* heading into the season ... **2018** — Hit .337 with an .868 OPS in the Arizona Fall League ... suffered a strained ligament in left elbow July 15 to end his season ... **COLLEGE** — Named All-Pac-12 in 2017 and 2018 ... selected to the ABCA All-America second team and ABCA All-West Region in 2018 ... finalist for Brooks Wallace award in 2018 (best collegiate shortstop) ... **HIGH SCHOOL** — Four-time all-league and two-time league MVP (2014, 2015)

YEAR	TEAM	AVG	G	AB	R	H	2B	3B	HR	RBI	SH	SF	HP	BB	SO	SB-CS	E	OBP	SLG
2018	— Mesa 1-R	.250	3	12	3	3	1	1	0	1	0	0	1	2	0	2-0	0	.400	.500
	Eugene-A	.318	7	22	6	7	0	1	1	2	0	0	1	5	3	4-1	0	.464	.545
	South Bend-A	.400	4	15	1	6	1	0	1	3	0	0	0	2	1	0-0	0	.471	.667
MINOR LEAGUE TOTALS		.327	14	49	10	16	2	2	2	6	0	0	2	9	4	6-1	0	.450	.571

VIMAEI MACHIN

INFILDER

FULL NAME: Vimaël Machin Soto **BATS:** Left **THROWS:** Right **HEIGHT:** 5-11 **WEIGHT:** 185
OPENING DAY AGE: 25 **BORN:** 9/25/93 in Humacao, Puerto Rico **RESIDENCE:** San Lorenzo, Puerto Rico

SCHOOL: Graduated from Virginia Commonwealth University ... attended Puerto Rico's Baseball Academy High School

HOW ACQUIRED: Selected by Cubs in 10th round of 2015 draft (scout: Billy Swoope)

NOTES: **COLLEGE** — Led the team with a .339 batting average and 53 RBI in 2015 ... was named most outstanding player at the 2015 NCAA regional in Dallas, Texas

YEAR	TEAM	AVG	G	AB	R	H	2B	3B	HR	RBI	SH	SF	HP	BB	SO	SB-CS	E	OBP	SLG
2015	— Eugene-A	.188	11	32	2	6	2	0	0	3	0	0	2	1	6	1-1	2	.257	.250
	South Bend-A	.177	33	113	9	20	4	0	0	7	0	1	0	15	20	1-0	4	.271	.212
2016	— Iowa-AAA	.278	14	18	7	5	0	0	0	1	0	0	0	7	4	0-1	1	.480	.278
	Eugene-A	.429	4	14	2	6	0	0	0	5	0	2	0	3	2	2-0	2	.474	.429
	South Bend-A	.243	31	103	11	25	6	0	0	11	2	0	2	13	23	3-0	2	.339	.301
2017	— South Bend-A	.320	72	272	46	87	17	1	10	57	6	3	0	24	33	4-2	11	.371	.500
	Myrtle Beach-A	.274	45	157	19	43	6	0	1	15	0	0	0	16	31	0-2	2	.341	.331
2018	— Myrtle Beach-A	.209	33	110	20	23	6	0	2	14	0	2	1	28	23	1-0	5	.369	.318
	Tennessee-AA	.220	79	250	30	55	10	1	5	28	2	2	3	39	54	2-1	3	.330	.328
MINOR LEAGUE TOTALS		.253	322	1069	146	270	51	2	18	141	10	10	8	146	196	14-7	32	.344	.355

THE SMOKIES POSITION PLAYERS

FRONT OFFICE

2019 SMOKIES

SOUTHERN
LEAGUE

2018 SEASON
IN REVIEW

CHICAGO
CUBS

HISTORY &
RECORDS

MEDIA
INFORMATION

EDDY MARTINEZ

OUTFIELDER

FULL NAME: Eddy Julio Martinez (Oliva) **BATS:** Right **THROWS:** Right **HEIGHT:** 6-1 **WEIGHT:** 195
OPENING DAY AGE: 24 **BORN:** 1/18/95 in Las Tunas, Cuba **RESIDENCE:** Las Tunas, Cuba

HOW ACQUIRED: Signed by Cubs as a non-drafted free agent 10/9/15 (scouts: Louie Eljaua, Jose Serra and Gian Guzman)

NOTES: **2017** — Tied for the team lead with 14 homers ... **2016** — Named Cubs Minor League Player of the Month for July after batting .362 with three homers and 22 RBI

YEAR	TEAM	AVG	G	AB	R	H	2B	3B	HR	RBI	SH	SF	HP	BB	SO	SB-CS	E	OBP	SLG
2016	— South Bend-A	.254	126	460	72	117	24	2	10	67	0	3	4	50	113	8-5	5	.331	.380
2017	— Myrtle Beach-AA	.244	127	464	59	113	11	2	14	61	0	2	5	31	78	6-6	2	.297	.366
2018	— Tennessee-AA	.221	119	411	42	91	21	3	12	54	2	3	1	31	91	5-1	4	.276	.375
MINOR LEAGUE TOTALS		.240	372	1335	173	321	56	7	36	182	2	8	10	112	282	19-12	11	.302	.374

KEVONTE MITCHELL

OUTFIELDER

FULL NAME: Kevonte LaKeith Mitchell **BATS:** Right **THROWS:** Right **HEIGHT:** 6-4 **WEIGHT:** 185
OPENING DAY AGE: 23, turns 24 on August 12 **BORN:** 8/12/95 in Kennett, MO **RESIDENCE:** Kennett, MO

SCHOOL: Graduated from Kennett (Mo.) High School

HOW ACQUIRED: Selected by Cubs in 13th round of 2014 draft (scout: Ty Nichols)

NOTES: **2018** — Missed time with three DL stints due to left foot and left knee injuries ... **2017** — Led South Bend with 11 homers and 59 RBI

YEAR	TEAM	AVG	G	AB	R	H	2B	3B	HR	RBI	SH	SF	HP	BB	SO	SB-CS	E	OBP	SLG
2014	— Mesa-R	.294	39	143	30	42	3	4	0	12	0	1	5	14	32	19-1	2	.374	.371
2015	— Mesa-R	.235	5	17	5	4	2	0	0	1	0	0	1	5	4	3-0	0	.435	.353
	— Eugene-A	.169	49	148	19	25	6	2	0	9	0	1	0	18	47	10-1	3	.257	.236
2016	— Eugene-A	.243	62	230	44	56	12	2	5	27	2	4	2	25	68	15-2	2	.318	.378
2017	— South Bend-A	.245	115	408	54	100	19	5	11	59	3	4	6	38	108	21-6	6	.316	.397
2018	— Myrtle Beach-A	.218	80	262	23	57	13	1	4	24	1	5	3	27	78	4-4	3	.293	.321
MINOR LEAGUE TOTALS		.235	350	1208	175	284	55	14	20	132	6	15	17	127	337	72-14	16	.313	.353

CONNOR MYERS

OUTFIELDER

FULL NAME: Connor Patrick Myers **BATS:** Right **THROWS:** Right **HEIGHT:** 5-11 **WEIGHT:** 170
OPENING DAY AGE: 25 **BORN:** 2/3/94 in Virginia Beach, VA **RESIDENCE:** Middletown, MD

SCHOOL: Attended Old Dominion University (Va.) ... graduated from Middletown High School in Middletown, Md.

HOW ACQUIRED: Selected by Cubs in 27th round of 2016 draft (scout: Billy Swoope)

NOTES: **COLLEGE** — Earned Second Team All-Conference USA honors in 2016 after batting .310 with 17 doubles and six homers ... his 224 games played are most in ODU history ... was a CAA All-Rookie selection in 2013 ... **HIGH SCHOOL** — First team All-State in Maryland in 2012 after batting .400 ... named to First Team Perfect Game (Atlantic Coast)

YEAR	TEAM	AVG	G	AB	R	H	2B	3B	HR	RBI	SH	SF	HP	BB	SO	SB-CS	E	OBP	SLG
2016	— Mesa-R	.211	5	19	4	4	0	1	0	0	1	1	1	5	11	2-0	0	.318	.316
	— Eugene-A	.265	10	34	9	9	2	1	0	7	1	1	1	5	11	2-0	0	.366	.382
	— South Bend-A	.221	34	122	14	27	6	0	3	11	3	0	2	4	41	6-2	0	.258	.344
2017	— Myrtle Beach-A	.188	95	298	29	56	13	2	0	24	12	3	3	16	97	7-3	3	.234	.245
	— Eugene-A	.238	6	21	4	5	1	0	0	1	0	0	1	3	5	4-0	0	.360	.286
2018	— Myrtle Beach-A	.259	72	247	27	64	14	2	2	24	2	2	2	18	69	14-6	1	.312	.356
	— Tennessee-AA	.225	39	129	17	29	2	1	1	6	1	1	1	11	43	4-3	1	.289	.279
MINOR LEAGUE TOTALS		.223	261	870	104	194	38	7	6	73	19	7	10	60	270	40-14	5	.279	.303

YEILER PEGUERO

INFIELDER

FULL NAME: Yeiler Vismar Peguero (Ramirez) **BATS:** Switch **THROWS:** Right **HEIGHT:** 5-10 **WEIGHT:** 150
OPENING DAY AGE: 21 **BORN:** 9/20/97 in Azua, D.R. **RESIDENCE:** Azua, D.R.

HOW ACQUIRED: Signed by Cubs as a non-drafted free agent 7/3/14 (scouts: Valerio Heredia, Gian Guzman and Jose Serra)

NOTES: **2017** — Named a Midwest League mid-season All-Star

YEAR	TEAM	AVG	G	AB	R	H	2B	3B	HR	RBI	SH	SF	HP	BB	SO	SB-CS	E	OBP	SLG
2015	— DSL Cubs-R	.284	64	236	48	67	8	6	0	18	4	2	3	39	30	15-5	16	.389	.369
2016	— Eugene-A	.260	68	262	33	68	11	3	1	25	7	2	2	25	45	6-5	11	.326	.336
2017	— South Bend-A	.233	107	377	54	88	21	5	2	40	9	3	2	46	75	9-9	20	.318	.332
2018	— South Bend-A	.258	28	97	10	25	3	2	1	5	2	1	0	9	26	4-0	3	.318	.361
	— Myrtle Beach-A	.210	60	167	12	35	3	0	0	9	2	1	0	7	45	1-1	10	.240	.228
MINOR LEAGUE TOTALS		.248	327	1139	157	283	46	16	4	97	24	9	7	126	221	35-20	60	.325	.327

JHONNY PEREDA

CATCHER

FULL NAME: Jhonny Fernando Pereda (Rosales) **BATS:** Right **THROWS:** Right **HEIGHT:** 6-1 **WEIGHT:** 175
OPENING DAY AGE: 22, turns 23 on April 18 **BORN:** 4/18/96 in San Juan, Venezuela **RESIDENCE:** San Sebastian, Venezuela

HOW ACQUIRED: Signed by Cubs as a non-drafted free agent 4/4/13 (scout: Hector Ortega)

NOTES: **2018** — Named Cubs Minor League Player of the Month in May (.287, 6 2B, 3 HR, 16 RBI) ... Named a Carolina League mid-season All-Star ... **2015** — On disabled list July 22 through the end of the season with a left hamate fracture

YEAR	TEAM	AVG	G	AB	R	H	2B	3B	HR	RBI	SH	SF	HP	BB	SO	SB-CS	E	OBP	SLG
2013	— VSL Cubs-R	.213	59	188	18	40	9	0	2	21	1	3	1	22	36	0-0	7	.294	.293
2014	— VSL Cubs-R	.228	63	215	24	49	6	1	1	14	1	0	4	23	16	1-4	6	.314	.279
2015	— Mesa-R	.143	11	35	6	5	3	0	0	1	0	1	1	3	6	0-0	1	.225	.229
2016	— Mesa-R	.289	41	128	17	37	7	1	2	23	0	2	3	16	21	0-2	6	.376	.406
2017	— South Bend-A	.249	92	317	33	79	13	0	0	29	1	0	4	37	60	2-3	6	.335	.290
2018	— Myrtle Beach-A	.272	122	441	51	120	12	2	8	57	1	2	1	51	68	4-2	7	.347	.363
MINOR LEAGUE TOTALS		.249	388	1324	149	330	50	4	13	145	4	8	14	152	207	7-11	33	.331	.323

THE SMOKIES POSITION PLAYERS

CATCHER

WILL REMILLARD

FULL NAME: William Gregory Remillard **BATS:** Right **THROWS:** Right **HEIGHT:** 6-1 **WEIGHT:** 195
OPENING DAY AGE: 26 **BORN:** 9/18/92 in Cohoes, NY **RESIDENCE:** Green Island, NY

SCHOOL: Attended Coastal Carolina University ... graduated from La Salle Institute in Troy, N.Y.

HOW ACQUIRED: Selected by Cubs in 19th round of 2013 draft (scout: Keith Lockhart)

NOTES: 2018 – Missed time with a right calf strain (4/5-5/6), left hamstring strain (5/14-6/6) and a back strain (8/15-9/21) ... 2017 – Appeared in eight games after missing all of 2015 and 2016 with a right elbow injury ... 2014 – Named a Midwest League All-Star ... Cubs' Minor League Player of the Month for April after hitting .373 with six doubles and 15 RBI ... on disabled list from June 4-24 with a left hip injury and from July 29-September 20 with a right elbow strain ... **COLLEGE** – Named second team All-Big South

YEAR	TEAM	AVG	G	AB	R	H	2B	3B	HR	RBI	SH	SF	HP	BB	SO	SB-CS	E	OBP	SLG
2014	– Kane County-A	.286	49	168	19	48	13	0	1	26	2	0	2	21	31	0-0	1	.372	.381
2015	–																		
2016	–																		
2017	– Mesa-R	.167	3	6	0	1	1	0	0	0	0	0	1	1	1	0-0	0	.375	.333
	Eugene-A	.474	5	19	4	9	3	0	0	6	0	0	0	4	2	0-0	1	.565	.632
2018	– Tennessee-AA	.304	14	46	4	14	3	0	1	5	1	0	0	2	15	0-0	0	.333	.435
	Iowa-AAA	.061	15	33	3	2	1	0	0	1	0	1	0	2	17	0-0	1	.111	.091
MINOR LEAGUE TOTALS		.272	86	272	30	74	21	0	2	38	3	1	3	30	66	0-0	3	.350	.371

INFIELDER

AUSTIN UPSHAW

FULL NAME: Austin Tyler Upshaw **BATS:** Left **THROWS:** Right **HEIGHT:** 6-0 **WEIGHT:** 195
OPENING DAY AGE: 22, turns 23 on July 28 **BORN:** 7/28/96 in Buford, GA **RESIDENCE:** Buford, GA

SCHOOL: Attended Kennesaw State University (Ga.) and Georgia Perimeter College ... graduated from Buford High School in Buford, Ga.

HOW ACQUIRED: Selected by Cubs in 13th round of 2017 draft (scout: Keith Lockhart)

NOTES: **COLLEGE** – Named 2017 First Team All-Atlantic Sun and 2016 conference Second Team

YEAR	TEAM	AVG	G	AB	R	H	2B	3B	HR	RBI	SH	SF	HP	BB	SO	SB-CS	E	OBP	SLG
2017	– Mesa-R	.313	4	16	4	5	1	0	2	8	0	0	0	0	4	0-0	3	.313	.750
	South Bend-A	.290	52	210	28	61	11	1	2	29	0	3	3	14	31	1-1	3	.339	.381
2018	– Myrtle Beach-A	.203	72	232	18	47	8	2	2	15	6	2	1	15	44	1-0	6	.252	.280
	South Bend-A	.157	39	140	9	22	3	0	4	17	3	3	0	9	32	0-1	1	.204	.264
MINOR LEAGUE TOTALS		.226	167	598	59	135	23	3	10	69	9	8	4	38	111	2-2	18	.273	.324

OUTFIELDER

DJ WILSON

FULL NAME: Darryl James Wilson Jr. **BATS:** Left **THROWS:** Left **HEIGHT:** 5-9 **WEIGHT:** 177
OPENING DAY AGE: 22 **BORN:** 10/8/96 in Canton, OH **RESIDENCE:** Canton, OH

SCHOOL: Graduated from Canton South High School in Canton, Ohio

HOW ACQUIRED: Selected by Cubs in fourth round of 2015 draft (scout: Daniel Carte)

NOTES: 2018 – Missed time with a left wrist contusion (4/26-6/14) and a left hamstring strain (7/12-26) ... 2017 – Named Cubs Minor League Player of the Month for July (.284, 7 HR) ... ranked as the organization's ninth-best prospect by *Baseball America* entering the season ... **HIGH SCHOOL** – Batted .545 with 30 RBI and 30 steals his senior season, earning him All-American honors from CBS MaxPreps ... led his high school to four-straight Division II district championships ... had committed to Vanderbilt University prior to signing with the Cubs

YEAR	TEAM	AVG	G	AB	R	H	2B	3B	HR	RBI	SH	SF	HP	BB	SO	SB-CS	E	OBP	SLG
2015	– Mesa-R	.266	22	79	12	21	3	2	0	6	2	1	1	6	15	5-1	0	.322	.354
2016	– Eugene-A	.257	64	245	37	63	15	2	3	29	2	3	4	20	56	21-8	7	.320	.371
2017	– South Bend-A	.229	88	310	56	71	16	8	9	45	2	0	3	33	89	15-7	7	.309	.419
	Mesa-R	.500	3	8	5	4	1	0	3	5	0	1	1	2	1	1-0	0	.583	1.750
2018	– Myrtle Beach-A	.219	64	237	27	52	9	2	1	13	2	0	1	32	71	10-6	3	.315	.287
MINOR LEAGUE TOTALS		.240	241	879	137	211	44	14	16	98	8	5	10	93	232	52-22	17	.318	.377

INFIELDER

JARED YOUNG

FULL NAME: Jared M. Young **BATS:** Left **THROWS:** Right **HEIGHT:** 6-2 **WEIGHT:** 185
OPENING DAY AGE: 23, turns 24 on July 9 **BORN:** 7/9/95 in Prince George, B.C., Canada **RESIDENCE:** Prince George, B.C., Canada

SCHOOL: Attended Old Dominion University (Va.) and Connors State CC ... graduated from Kelowna Secondary School in Kelowna, B.C., Canada.

HOW ACQUIRED: Selected by Cubs in 15th round of 2017 draft (scout: Billy Swoope)

NOTES: 2018 – Named Cubs minor league Player of the Year ... Named a Midwest League mid-season All-Star ... Named the Cubs Minor League Player of the Month in June with South Bend (.340, 4 2B, 2 3B, 5 HR, 27 RBI) and in July between South Bend and Myrtle Beach (.350, 4 2B, 4 HR, 17 RBI) ... 2017 – Named Northwest League Player of the Week July 3-9 (.652, 3 2B, HR) ... **COLLEGE** – Named First-Team All-C-USA and a Third-Team All-American by Collegiate Baseball and ABCA/Rawlings.

YEAR	TEAM	AVG	G	AB	R	H	2B	3B	HR	RBI	SH	SF	HP	BB	SO	SB-CS	E	OBP	SLG
2017	– Eugene-A	.257	39	140	23	36	6	1	1	15	2	0	0	11	29	6-2	3	.311	.336
2018	– South Bend-A	.313	69	259	41	81	13	6	10	53	2	6	6	20	47	1-0	6	.368	.525
	Myrtle Beach-A	.282	51	188	20	53	6	2	6	23	0	2	7	11	40	6-1	2	.341	.431
MINOR LEAGUE TOTALS		.290	159	587	84	170	25	9	17	91	4	8	13	42	116	13-3	11	.346	.450

THE SMOKIES PITCHERS

FRONT OFFICE

2019 SMOKIES

SOUTHERN
LEAGUE

2018 SEASON
IN REVIEW

CHICAGO
CUBS

HISTORY &
RECORDS

MEDIA
INFORMATION

CORY ABBOTT

PITCHER

FULL NAME: Cory James Abbott **BATS:** Right **THROWS:** Right **HEIGHT:** 6-2 **WEIGHT:** 220

OPENING DAY AGE: 23 **BORN:** 9/20/95 in San Diego, CA **RESIDENCE:** San Diego, CA

SCHOOL: Attended Loyola Marymount University (Calif.) ... graduated from Serra High School in San Diego, Calif.

HOW ACQUIRED: Selected by Cubs in second round of 2017 draft (scout: Tom Myers)

NOTES: 2019 — Ranked as the organization's eighth-best prospect by *Baseball America* entering the season ... 2018 — Named the Cubs Minor League Pitcher of the Month in May with South Bend and in August with Myrtle Beach ... **COLLEGE** — As a junior in 2017, was named a First Team All-American by *Baseball America*, *Collegiate Baseball* and *Perfect Game* and a Second Team All-American by *D1Baseball.com* ... named WCC Pitcher of the Year ... tossed the first perfect game in LMU history on March 25, 2017 vs. BYU (13 strikeouts, 106 pitches, four three-ball counts) ... **HIGH SCHOOL** — Owns the lowest single-season ERA in Serra HS history (0.73), which he posted his junior year.

YEAR	TEAM	W-L	ERA	G	GS	CG	SHO	SV	IP	H	R	ER	HR	HB	BB	SO	WP	BK
2017	— Eugene-A	0-0	3.86	5	5	0	0	0	14.0	14	8	6	1	3	18	4	0	0
2018	— South Bend-A	4-1	2.47	9	9	0	0	0	47.1	35	18	13	5	1	13	57	2	0
	Myrtle Beach-A	4-5	2.53	13	13	0	0	0	67.2	59	22	19	3	2	26	74	11	3
MINOR LEAGUE TOTALS		8-6	2.65	27	27	0	0	0	129.0	108	48	38	9	4	42	149	17	3

COREY BLACK

PITCHER

FULL NAME: Corey William Black **BATS:** Right **THROWS:** Right **HEIGHT:** 5-11 **WEIGHT:** 175

OPENING DAY AGE: 27, turns 28 on August 4 **BORN:** 8/4/91 in San Diego, CA **RESIDENCE:** San Diego, CA

SCHOOL: Attended Faulkner University in Montgomery, Ala. ... graduated from Mission Bay High School (Calif.)

ORIGINAL CLUB: Selected by New York (A.L.) in fourth round of 2012 draft (scout: DJ Svihlik)

HOW ACQUIRED: From New York (A.L.) 7/26/13 for OF Alfonso Soriano and a cash consideration

NOTES: 2018 — Continued to rehab from Tommy John surgery ... 2017 — Missed entire season with a right elbow injury that led to Tommy John surgery ... 2015 — Named a Southern League mid-season All-Star for the second-straight year ... made a career-high 28 relief appearances ... was a non-roster invitee to major league Spring Training ... 2014 — Named a Southern League mid-season All-Star ... led the Smokies in starts, innings and strikeouts ... 2013 — Led the Florida State League with 116 strikeouts between Tampa and Daytona

YEAR	TEAM	W-L	ERA	G	GS	CG	SHO	SV	IP	H	R	ER	HR	HB	BB	SO	WP	BK
2012	— GCL Yankees-R	0-0	6.75	1	1	0	0	0	1.1	2	1	1	0	0	2	0	0	0
	Staten Island-A	0-0	2.28	6	6	0	0	0	27.2	22	9	7	1	2	8	21	2	0
	Charleston-A	2-2	3.80	5	5	0	0	0	23.2	18	11	10	0	2	5	29	1	0
2013	— Tampa-A	3-8	4.25	19	19	0	0	0	82.2	79	54	39	2	7	45	*88	14	0
	Daytona-A	4-0	2.88	5	5	0	0	0	25.0	22	9	8	3	2	10	*28	2	0
2014	— Tennessee-AA	6-7	3.47	26	25	0	0	0	124.1	100	55	48	13	14	71	119	15	1
2015	— Tennessee-AA	3-5	4.92	37	9	0	0	0	86.0	74	54	47	7	6	47	101	9	0
2016	— Tennessee-AA	0-3	3.18	20	0	0	0	8	22.2	18	9	8	0	2	15	25	4	0
	Iowa-AAA	0-3	5.04	28	0	0	0	6	30.1	30	18	17	1	1	21	37	4	1
2017	—																	
	2018 — Mesa 1-R	2-0	2.45	7	1	0	0	0	7.1	4	2	2	1	1	4	8	0	0
MINOR LEAGUE TOTALS		20-28	3.90	154	71	0	0	14	431.0	369	222	187	28	37	228	456	51	2

*Combined for League Lead

CASEY BLOOMQUIST

PITCHER

FULL NAME: Casey James Bloomquist **BATS:** Right **THROWS:** Right **HEIGHT:** 6-3 **WEIGHT:** 190

OPENING DAY AGE: 25 **BORN:** 1/25/94 in Bakersfield, CA **RESIDENCE:** Bakersfield, CA

SCHOOL: Attended Cal Poly-San Luis Obispo (Calif.) ... graduated from Bakersfield Christian (Calif.) High School

HOW ACQUIRED: Selected by Cubs in 17th round of 2015 draft (scout: Tom Myers)

NOTES: **COLLEGE** — Went 26-6 with a 2.76 ERA in three seasons at Cal Poly, including wins in his final eight decisions

YEAR	TEAM	W-L	ERA	G	GS	CG	SHO	SV	IP	H	R	ER	HR	HB	BB	SO	WP	BK
2015	— Mesa-R	0-0	0.00	1	0	0	0	0	1.0	0	0	0	0	0	0	2	0	0
	Eugene-A	0-2	2.29	8	4	0	0	0	19.2	13	5	5	0	1	2	22	1	0
2016	— South Bend-A	8-8	3.00	30	12	0	0	4	117.0	107	53	39	7	5	17	87	9	1
2017	— Myrtle Beach-A	4-5	6.14	27	9	1	1	2	73.1	99	53	50	9	4	15	56	7	0
	Tennessee-AA	1-0	3.75	2	2	0	0	0	12.0	16	5	5	1	1	2	6	0	0
2018	— Myrtle Beach-A	3-4	3.71	30	2	0	0	1	63.0	64	29	26	2	4	23	51	8	0
MINOR LEAGUE TOTALS		16-19	3.93	98	29	1	1	7	286.0	299	145	125	19	15	59	224	25	1

JAMES BUCKELEW

PITCHER

FULL NAME: James Edison Buckelew **BATS:** Left **THROWS:** Left **HEIGHT:** 6-3 **WEIGHT:** 175

OPENING DAY AGE: 27, turns 28 on August 4 **BORN:** 8/4/91 in Suwanee, GA **RESIDENCE:** Tampa, FL

SCHOOL: Attended Belmont University (Tenn.) ... graduated from Collins Hill High School (Ga.)

ORIGINAL CLUB: Signed by Marlins as a non-drafted free agent 6/11/14 (scout: Mark Willoughby)

HOW ACQUIRED: Signed a minor league contract 7/6/18

NOTES: 2018 — Released by Miami 5/13

YEAR	TEAM	W-L	ERA	G	GS	CG	SHO	SV	IP	H	R	ER	HR	HB	BB	SO	WP	BK
2014	— GCL Marlins-R	1-0	1.13	4	0	0	0	0	8.0	6	3	1	0	0	3	8	0	0
	Jupiter-A	0-0	15.00	2	0	0	0	0	3.0	5	5	5	1	3	1	2	0	0
	Batavia-A	0-3	4.43	11	0	0	0	0	20.1	26	11	10	0	0	6	21	3	0
2015	— Greensboro-A	6-4	3.72	43	2	0	0	1	77.1	71	36	32	1	5	31	70	20	0
2016	— Jacksonville-AA	0-0	0.00	1	0	0	0	0	1.0	2	0	0	0	0	1	0	0	0
	Jupiter-A	5-2	2.74	31	9	0	0	0	95.1	87	43	29	0	2	30	69	8	0
2017	— Jupiter-A	2-4	2.13	17	9	0	0	0	63.1	48	21	15	1	5	21	44	4	0
	Jacksonville-AA	0-4	3.27	14	1	0	0	0	33.0	22	17	12	2	3	8	28	0	2
2018	— New Orleans-AAA	1-1	3.38	6	0	0	0	0	13.1	15	10	5	1	1	6	9	0	0
	Jacksonville-AA	0-0	2.25	2	0	0	0	0	4.0	5	1	1	0	0	1	2	1	0
	Tennessee-AA	0-2	4.64	9	1	0	0	0	21.1	23	11	11	2	1	10	15	5	0
	Myrtle Beach-A	0-0	0.00	2	1	0	0	0	3.2	2	0	0	0	0	2	3	0	0
MINOR LEAGUE TOTALS		15-20	3.17	142	23	0	0	1	343.2	312	158	121	9	20	120	271	41	2

THE SMOKIES PITCHERS

BAILEY CLARK

FULL NAME: Bailey Thomas Clark **BATS:** Right **THROWS:** Right **HEIGHT:** 6-4 **WEIGHT:** 220
OPENING DAY AGE: 24 **BORN:** 12/3/94 in Asheville, NC **RESIDENCE:** Asheville, NC

SCHOOL: Attended Duke University ... graduated from Asheville Christian Academy in Swannanoa, N.C.

HOW ACQUIRED: Selected by Cubs in fifth round of 2016 draft (scout: Billy Swoope)

NOTES: **2018** – Missed time on Myrtle Beach's DL with right elbow inflammation (June 1-Aug. 21) ... **COLLEGE** – Led Duke with 9.71 strikeouts per nine innings in 2016 ... was a member of the 2015 U.S. Collegiate National Team ... **HIGH SCHOOL** – Was a three-time all-conference honoree and two-time all-state selection in N.C.

YEAR	TEAM	W-L	ERA	G	GS	CG	SHO	SV	IP	H	R	ER	HR	HB	BB	SO	WP	BK
2016	Mesa-R	0-0	0.00	2	2	0	0	0	5.0	3	0	0	0	0	0	4	0	0
	Eugene-A	0-0	2.70	2	2	0	0	0	6.2	8	3	2	1	0	0	9	2	0
2017	Eugene-A	2-4	3.83	11	11	0	0	0	44.2	45	32	19	1	6	28	44	10	2
	South Bend-A	0-0	12.46	2	0	0	0	0	4.1	8	8	6	1	1	8	5	0	0
2018	South Bend-A	1-0	1.26	5	0	0	0	0	14.1	12	5	2	1	1	3	19	3	0
	Myrtle Beach-A	2-2	2.45	12	2	0	0	1	36.2	30	14	10	1	1	14	36	3	0
	Mesa 1-R	1-0	0.00	4	3	0	0	0	6.0	2	0	0	0	0	1	8	0	0
	MINOR LEAGUE TOTALS	6-6	2.98	38	20	0	0	1	117.2	108	62	39	5	9	54	125	18	2

PITCHER

TREVOR CLIFTON

FULL NAME: Trevor Blaine Clifton **BATS:** Right **THROWS:** Right **HEIGHT:** 6-4 **WEIGHT:** 170
OPENING DAY AGE: 23, turns 24 on May 11 **BORN:** 5/11/95 in Maryville, TN **RESIDENCE:** Maryville, TN

SCHOOL: Graduated from Heritage High School in Maryville, Tenn.

HOW ACQUIRED: Selected by Cubs in 12th round of 2013 draft (scout: Keith Rymon)

NOTES: **2018** – Named a Southern League mid-season All-Star ... **2017** – Named a Southern League mid-season All-Star ... **2016** – Ranked as the organization's eighth-best prospect by *Baseball America* entering the season ... **2016** – Named the Cubs Minor League Pitcher of the Year, the Carolina League Pitcher of the Year, the Cubs Minor League Pitcher of the Month for May and August and a Carolina League mid-season and post-season All-Star ... also earned Pitcher of the Week honors August 1-7 ... led the Carolina League with a 2.72 ERA ... **2015** – Led South Bend with 103 strikeouts in 108.2 innings pitched ... **2014** – Named a Northwest League All-Star ... **HIGH SCHOOL** – Member of the 16-and-under USA Team

YEAR	TEAM	W-L	ERA	G	GS	CG	SHO	SV	IP	H	R	ER	HR	HB	BB	SO	WP	BK
2013	Mesa-R	0-0	6.97	8	1	0	0	0	10.1	13	8	8	0	0	8	15	3	0
	Boise-A	4-2	3.69	13	13	0	0	0	61.0	59	30	25	3	3	30	54	12	0
2015	South Bend-A	8-10	3.98	23	22	0	0	0	108.2	91	55	48	7	11	47	103	11	2
2016	Myrtle Beach-A	7-7	2.72	23	23	0	0	0	119.0	97	42	36	4	8	41	129	18	3
2017	Tennessee-AA	5-8	5.20	21	21	0	0	0	100.1	112	61	58	8	9	45	86	10	0
2018	Tennessee-AA	3-4	2.86	12	12	0	0	0	56.2	41	24	18	0	8	23	45	5	0
	Iowa-AAA	4-3	3.89	14	12	0	0	0	69.1	65	32	30	8	9	29	56	5	1
MINOR LEAGUE TOTALS		31-34	3.82	114	104	0	0	0	525.1	478	252	223	30	48	223	488	64	6

SCOTT EFFROSS

FULL NAME: Scott Benjamin-Morton Effross **BATS:** Right **THROWS:** Right **HEIGHT:** 6-2 **WEIGHT:** 202
OPENING DAY AGE: 25 **BORN:** 12/28/93 in Twinsburg, OH **RESIDENCE:** Twinsburg, OH

SCHOOL: Attended Indiana University ... graduated from Twinsburg (Ohio) High School

HOW ACQUIRED: Selected by Cubs in 15th round of 2015 draft (scout: Stan Zielinski)

NOTES: **COLLEGE** – Went 15-8 with a 2.27 ERA in three seasons at Indiana ... finished fourth in program history with 81 appearances, tied for fifth with 12 saves and seventh with a 2.27 ERA

YEAR	TEAM	W-L	ERA	G	GS	CG	SHO	SV	IP	H	R	ER	HR	HB	BB	SO	WP	BK
2015	Mesa-R	0-1	4.05	5	0	0	0	0	6.2	7	3	3	1	0	0	6	0	0
	Eugene-A	0-0	1.26	7	0	0	0	2	14.1	9	3	2	0	0	5	11	1	0
2016	South Bend-A	6-0	2.77	32	0	0	0	2	52.0	54	22	16	1	1	13	53	2	0
	Myrtle Beach-A	1-0	5.25	9	0	0	0	0	12.0	15	7	7	0	0	3	6	1	0
2017	Myrtle Beach-A	5-2	3.40	42	2	0	0	9	79.1	80	35	30	1	6	26	74	2	1
2018	Tennessee-AA	2-6	5.97	44	0	0	0	1	63.1	83	45	42	7	3	20	60	2	0
MINOR LEAGUE TOTALS		14-9	3.95	139	2	0	0	14	227.2	248	115	100	10	10	67	210	8	1

PITCHER

LUKE HAGERTY

FULL NAME: Luke John Hagerty **BATS:** Right **THROWS:** Left **HEIGHT:** 6-7 **WEIGHT:** 230
OPENING DAY AGE: 38 **BORN:** 4/1/81 in Steubenville, OH **RESIDENCE:** Defiance, OH

SCHOOL: Attended Ball State University (Ind.) ... graduated from Defiance (Ohio) High School

ORIGINAL CLUB: Selected by Cubs in the supplemental 1st round (32nd overall) of the 2002 Draft (scout: Scott May)

HOW ACQUIRED: Signed a minor league contract 2/2/19

NOTES: Has not pitched in affiliated baseball since 2006 ... played independent ball for two seasons from 2007-08 ... **2008** – Released by White Sox 3/19 ... **2007** – Released by Cubs 5/1 ... **2004** – Selected by Florida 12/13 in the Rule 5 Draft (returned to Cubs 3/31/05) ... **2003** – Missed season due to injury that necessitated Tommy John surgery ... **COLLEGE** – Was a first-team All-MAC selection at Ball State

YEAR	TEAM	W-L	ERA	G	GS	CG	SHO	SV	IP	H	R	ER	HR	HB	BB	SO	WP	BK
2002	Boise-A	5-3	1.13	10	10	0	0	0	48.0	32	15	6	2	2	15	50	1	0
	2003	DID NOT PITCH – INJURED																
2004	AZL Cubs-R	0-1	2.63	4	3	0	0	0	13.2	13	7	4	0	3	5	7	3	0
	Boise-A	0-2	12.00	4	3	0	0	0	9.0	15	13	12	0	1	9	5	0	0
2005	Boise-A	0-1	31.05	14	1	0	0	0	6.2	14	26	23	0	4	30	4	9	0
2006	Daytona-A	0-2	15.00	2	2	0	0	0	3.0	4	7	5	0	2	9	4	1	0
2007	Rockford-IND	0-1	33.75	3	1	0	0	0	1.1	2	5	5	1	1	8	2	3	0
2008	Schaumburg-IND	0-0	8.10	8	0	0	0	0	13.1	15	15	12	2	5	16	14	4	0
MINOR LEAGUE TOTALS		5-9	5.60	34	19	0	0	0	80.1	78	68	50	2	12	68	70	14	0

PITCHER

THE SMOKIES PITCHERS

FRONT OFFICE

2019 SMOKIES

SOUTHERN
LEAGUE

2018 SEASON
IN REVIEW

CHICAGO
CUBS

HISTORY &
RECORDS

MEDIA
INFORMATION

THOMAS HATCH

PITCHER

FULL NAME: John Thomas Hatch **BATS:** Right **THROWS:** Right **HEIGHT:** 6-1 **WEIGHT:** 200
OPENING DAY AGE: 24 **BORN:** 9/29/94 in Tulsa, OK **RESIDENCE:** Tulsa, OK

SCHOOL: Attended Oklahoma State University ... graduated from Jenks (Okla.) High School

HOW ACQUIRED: Selected by Cubs in third round of 2016 draft (scouts: Ty Nichols)

NOTES: 2018 — Was a non-roster invitee to major league Spring Training ... named a Southern League mid-season All-Star ... 2017 — Named Cubs Minor League Pitcher of the Month for June (3-2, 0.98 ERA) ... **COLLEGE** — In 2016, named Big 12 Conference Pitcher of the Year, a First Team All-American by *D1Baseball.com* and a third-team All-American by *Baseball America* ... missed the 2015 season with an arm injury

YEAR	TEAM	W-L	ERA	G	GS	CG	SHO	SV	IP	H	R	ER	HR	HB	BB	SO	WP	BK
2017	— Myrtle Beach-A	5-11	4.04	26	26	0	0	0	124.2	126	74	56	2	8	50	126	13	0
2018	— Tennessee-AA	8-6	3.82	26	26	2	1	0	143.2	127	62	61	16	15	61	117	6	1
MINOR LEAGUE TOTALS		13-17	3.92	52	52	2	1	0	268.1	253	136	117	18	23	111	243	19	1

ZACH HEDGES

PITCHER

FULL NAME: Zachary James Hedges **BATS:** Right **THROWS:** Right **HEIGHT:** 6-4 **WEIGHT:** 195
OPENING DAY AGE: 26 **BORN:** 10/21/92 in Anaheim, CA **RESIDENCE:** Glendora, CA

SCHOOL: Attended Azusa Pacific University (Calif.) ... graduated from Damien (Calif.) High School

HOW ACQUIRED: Selected by Cubs in 26th round of 2014 draft (scout: Tom Myers)

NOTES: 2016 — Named a Carolina League mid-season All-Star, posting a 2.89 ERA in 16 starts with the Pelicans ... **COLLEGE** — Tossed a team-high 85.1 innings in 2014 while sporting a 2.74 ERA, the best mark among the team's starting pitchers ... as a freshman in 2012 had a perfect 7-0 record with a 3.30 ERA

YEAR	TEAM	W-L	ERA	G	GS	CG	SHO	SV	IP	H	R	ER	HR	HB	BB	SO	WP	BK
2014	— Mesa-R	2-1	1.37	12	0	0	0	0	19.2	18	6	3	0	1	2	23	1	0
2015	— South Bend-A	8-8	4.16	23	23	0	0	0	132.0	133	74	61	5	9	36	80	16	0
2016	— Myrtle Beach-A	7-8	2.89	16	16	1	0	0	96.2	92	46	31	4	2	18	63	2	0
	— Tennessee-AA	3-3	2.47	8	8	0	0	0	47.1	45	18	13	2	1	9	32	1	1
2017	— Tennessee-AA	9-9	3.49	22	22	2	1	0	129.0	143	61	50	11	3	30	71	4	1
	— Iowa-AAA	0-3	11.94	4	4	0	0	0	17.1	36	23	23	2	0	10	5	0	0
2018	— Tennessee-AA	5-2	2.30	29	1	0	0	1	62.2	53	17	16	4	0	10	46	3	0
	— Iowa-AAA	0-0	6.20	7	3	0	0	1	24.2	32	18	17	4	2	8	12	2	0
MINOR LEAGUE TOTALS		34-34	3.64	121	77	3	1	2	529.1	552	263	214	32	18	123	332	29	2

BRYAN HUDSON

PITCHER

FULL NAME: Bryan Michael Hudson **BATS:** Left **THROWS:** Left **HEIGHT:** 6-8 **WEIGHT:** 220
OPENING DAY AGE: 21, turns 22 on May 8 **BORN:** 5/8/97 in Godfrey, IL **RESIDENCE:** Godfrey, IL

SCHOOL: Graduated from Alton High School in Alton, Ill.

HOW ACQUIRED: Selected by Cubs in third round of 2015 draft (scout: Stan Zielinski)

NOTES: **HIGH SCHOOL** — Set school records for career wins (25) and strikeouts (324) ... finished 10-2 with a 0.50 ERA and 150 strikeouts in his senior season ... named Belleville News-Democrat's Large-School Player of the Year in his senior year ... had committed to University of Missouri prior to signing

YEAR	TEAM	W-L	ERA	G	GS	CG	SHO	SV	IP	H	R	ER	HR	HB	BB	SO	WP	BK
2015	— Mesa-R	0-0	2.70	5	0	0	0	0	6.2	6	4	2	0	1	2	5	2	1
2016	— Eugene-A	5-4	5.06	13	13	0	0	0	58.2	56	37	33	4	3	41	41	4	0
2017	— South Bend-A	9-3	3.91	24	24	0	0	0	124.1	128	65	54	10	9	52	81	9	0
2018	— Myrtle Beach-A	6-11	4.70	23	23	0	0	0	113.0	102	72	59	4	12	58	78	14	2
MINOR LEAGUE TOTALS		20-18	4.40	65	60	0	0	0	302.2	292	178	148	18	25	153	205	29	3

RYAN KELLOGG

PITCHER

FULL NAME: Ryan Andrew Kellogg **BATS:** Right **THROWS:** Left **HEIGHT:** 6-6 **WEIGHT:** 230
OPENING DAY AGE: 25 **BORN:** 2/4/94 in Whitby, Ontario, Canada **RESIDENCE:** Whitby, Ontario, Canada

SCHOOL: Attended Arizona State University ... graduated from Henry Street High School in Whitby, Ontario

HOW ACQUIRED: Selected by Cubs in fifth round of 2015 draft (scout: Steve McFarland)

NOTES: 2017 — On disabled list April 6-26 (left shoulder sprain) and July 20-30 (left calf strain) ... **COLLEGE** — Named First Team All-Pac-12 three times in his career ... led the Sun Devils in wins for three consecutive seasons ... named a two-time Pac-12 All-Academic honorable mention

YEAR	TEAM	W-L	ERA	G	GS	CG	SHO	SV	IP	H	R	ER	HR	HB	BB	SO	WP	BK
2015	— Eugene-A	0-1	4.98	10	9	0	0	0	21.2	27	14	12	1	1	8	14	5	0
2016	— South Bend-A	9-7	3.03	24	23	1	0	0	130.2	115	51	44	8	5	26	107	8	0
2017	— Myrtle Beach-A	5-7	5.12	23	20	1	0	0	103.2	124	69	59	15	3	28	53	5	0
2018	— Myrtle Beach-A	3-1	3.58	37	0	0	0	4	78.0	81	39	31	4	5	29	52	5	0
MINOR LEAGUE TOTALS		17-16	3.93	94	52	2	0	4	334.0	347	173	146	28	14	91	226	23	0

GARRETT KELLY

PITCHER

FULL NAME: Garrett Franklin Kelly **BATS:** Right **THROWS:** Right **HEIGHT:** 6-1 **WEIGHT:** 210
OPENING DAY AGE: 24, turns 25 on August 2 **BORN:** 8/2/94 in Downey, CA **RESIDENCE:** Fresno, CA

SCHOOL: Attended Wake Forest University (N.C.) ... graduated from Edison High School in Fresno, Calif.

ORIGINAL CLUB: Signed by Minnesota as a non-drafted free agent 6/18/16 (scout: Ricky Taylor)

HOW ACQUIRED: Signed by Cubs as a minor league free agent 3/29/18

NOTES: 2017 — Released by Minnesota 3/31 ... **HIGH SCHOOL** — Three-time All-League and two-time first-team All-League selections ... All-Regional selection and All-State nominee

YEAR	TEAM	W-L	ERA	G	GS	CG	SHO	SV	IP	H	R	ER	HR	HB	BB	SO	WP	BK
2016	— GCL Twins	1-3	3.67	18	0	0	0	3	27.0	24	11	11	0	1	11	29	5	0
2017	— Schaumburg-IND	1-0	1.77	35	0	0	0	3	40.2	17	9	8	1	4	25	56	2	0
2018	— South Bend-A	1-1	1.34	18	0	0	0	1	33.2	19	9	5	1	3	19	32	2	0
	— Myrtle Beach-A	2-1	2.08	5	0	0	0	0	8.2	5	4	2	2	0	4	9	2	0
MINOR LEAGUE TOTALS		4-5	2.34	41	0	0	0	4	69.1	48	24	18	3	4	34	70	9	0

THE SMOKIES PITCHERS

ALEX LANGE

PITCHER

FULL NAME: Alexander Craig Lange **BATS:** Right **THROWS:** Right **HEIGHT:** 6-4 **WEIGHT:** 200
OPENING DAY AGE: 23 **BORN:** 10/2/95 in Riverside, CA **RESIDENCE:** Lee's Summit, MO

SCHOOL: Attended Louisiana State University ... graduated from Lee's Summit West High School (Missouri)

HOW ACQUIRED: Selected by Cubs in first round (30th pick) of 2017 draft (scout: Kevin Ellis)

NOTES: 2018 — Ranked as the organization's fifth-best prospect by *Baseball America* entering the season ... **COLLEGE** — Named a second-team All-American in 2017 and a first-team All-American and National Freshman Pitcher of the Year in 2015 ... **HIGH SCHOOL** — Named the 2014 Missouri Gatorade Player of the Year

YEAR	TEAM	W-L	ERA	G	GS	CG	SHO	SV	IP	H	R	ER	HR	HB	BB	SO	WP	BK
2017	— Eugene-A	0-1	4.82	4	4	0	0	0	9.1	9	6	5	0	1	3	13	0	0
2018	— Myrtle Beach-A	6-8	3.74	23	23	0	0	0	120.1	104	52	50	6	8	38	101	19	0
MINOR LEAGUE TOTALS		6-9	3.82	27	27	0	0	0	129.2	113	58	55	6	9	41	114	19	0

ERICK LEAL

PITCHER

FULL NAME: Erick Alejandro Leal (Plaza) **BATS:** Right **THROWS:** Right **HEIGHT:** 6-3 **WEIGHT:** 180
OPENING DAY AGE: 24 **BORN:** 3/17/95 in Valencia, Venezuela **RESIDENCE:** Valencia, Venezuela

ORIGINAL CLUB: Signed by Arizona as a non-drafted free agent 9/14/11

HOW ACQUIRED: From Arizona with P Jesus Castillo 2/18/13 for OF Tony Campana

NOTES: 2018 — Named the Cubs Minor League Pitcher of the Month in July (1-0, 7 G/2 GS, 0.00 ERA, 0 ER/22.2 IP) ... named Carolina League Player of the Week July 23-29 (0-0, 2 G/1 GS, 8.1 IP, 2 H, 0 R, 11 SO) ... **2017** — Missed entire season with a right elbow injury ... **2015** — Named Midwest League Player of the Week, August 3-9, after tossing 9.0 no-hit innings, August 4 vs. Kane County

YEAR	TEAM	W-L	ERA	G	GS	CG	SHO	SV	IP	H	R	ER	HR	HB	BB	SO	WP	BK
2012	— DSL D-backs-R	6-2	2.44	14	12	1	1	0	70.0	58	26	19	1	3	11	70	7	1
2013	— Mesa-R	3-2	2.77	13	6	0	0	1	48.2	50	18	15	2	3	8	52	9	2
2014	— Boise-A	6-2	3.73	13	13	0	0	0	62.2	68	34	26	7	1	18	31	5	0
2015	— South Bend-A	10-8	3.85	23	23	0	0	0	128.2	138	63	55	11	10	32	86	6	2
2016	— Myrtle Beach-A	10-4	3.23	19	18	0	0	0	94.2	92	43	34	5	4	22	66	1	0
	— Mesa-R	1-0	0.00	2	1	0	0	0	3.0	1	1	0	0	0	1	5	0	0
2017	—																	
2018	— Myrtle Beach-A	1-1	1.41	21	8	0	0	1	63.2	35	12	10	2	2	17	61	5	0
MINOR LEAGUE TOTALS		37-19	3.04	105	81	1	1	2	471.1	442	197	159	28	23	109	371	33	5

CONOR LILLIS-WHITE

PITCHER

FULL NAME: Ian Conor Lillis-White **BATS:** Left **THROWS:** Left **HEIGHT:** 6-4 **WEIGHT:** 220

OPENING DAY AGE: 26, turns 27 on July 22 **BORN:** 7/22/92 in Toronto, Ontario, Canada **RESIDENCE:** Toronto, Ontario, CA

SCHOOL: Attended the University of British Columbia ... graduated from Oakwood Collegiate Institute in Ontario, Canada

ORIGINAL CLUB: Selected by Los Angeles (A.L.) in the 32nd round of the 2015 Draft (scout: Jason Ellison)

HOW ACQUIRED: From Los Angeles (A.L.) 12/13/18 as the PTBNL for the 11/29/18 trade for INF Tommy La Stella

YEAR	TEAM	W-L	ERA	G	GS	CG	SHO	SV	IP	H	R	ER	HR	HB	BB	SO	WP	BK
2015	— AZL Angels-R	0-1	2.93	8	0	0	0	0	15.1	14	7	5	0	0	4	18	3	0
2016	— AZL Angels-R	0-0	1.93	8	0	0	0	0	18.2	19	6	4	0	1	4	28	2	0
	— Orem-R	0-0	2.08	3	0	0	0	0	8.2	7	3	2	0	0	1	12	1	0
	— Burlington-A	1-0	3.00	6	0	0	0	0	9.0	7	3	3	1	0	6	15	0	0
2017	— Inland Empire-A	2-0	3.63	13	0	0	0	0	22.1	16	9	9	3	0	5	27	1	0
	— Mobile-AA	3-4	4.03	26	1	0	0	2	44.2	26	21	20	4	2	32	54	10	0
2018	— Mobile-AA	2-0	3.12	20	0	0	0	3	34.2	26	13	12	1	1	16	46	4	0
	— Salt Lake-AAA	2-2	3.86	26	0	0	0	0	37.1	36	18	16	5	1	16	52	5	0
MINOR LEAGUE TOTALS		10-7	3.35	110	1	0	0	5	190.2	151	80	71	14	5	84	252	26	0

LUIS LUGO

PITCHER

FULL NAME: Luis Eduardo Lugo (Lareschi) **BATS:** Left **THROWS:** Left **HEIGHT:** 6-5 **WEIGHT:** 200

OPENING DAY AGE: 25 **BORN:** 3/5/94 in Barquisimeto, Lara, Venezuela **RESIDENCE:** Barquisimeto, Lara, Venezuela

ORIGINAL CLUB: Signed by Cleveland as a non-drafted free agent 2/28/11 (scout: Ramon Pena and Antonio Caballero)

HOW ACQUIRED: Selected in the minor league phase of the Rule 5 draft 12/13/18

NOTES: 2018 — Released by Baltimore 3/28 ... signed a minor league contract with Kansas City 7/23 ... **2017** — Declared minor league free agent 11/6 ... signed a minor league contract with Baltimore 12/7

YEAR	TEAM	W-L	ERA	G	GS	CG	SHO	SV	IP	H	R	ER	HR	HB	BB	SO	WP	BK
2011	— DSL Indians-R	0-3	3.38	9	7	0	0	0	29.1	21	19	11	3	3	16	36	3	0
	— AZL Indians-R	0-2	6.14	3	2	0	0	0	7.1	10	6	5	1	0	8	8	2	0
2012	— AZL Indians-R	2-4	4.50	11	10	0	0	0	42.0	38	30	21	4	2	21	51	1	1
2013	— Mahoning Valley-A	1-4	1.97	11	11	0	0	0	50.1	39	15	11	1	5	11	30	2	4
	— Lake County-A	0-1	3.77	3	3	0	0	0	14.1	14	7	6	1	0	5	14	1	0
2014	— Lake County-A	10-9	4.92	27	22	0	0	0	126.1	124	79	69	16	4	40	146	7	2
2015	— Lynchburg-A	8-10	4.15	25	25	0	0	0	125.2	129	83	58	11	3	52	119	7	2
2016	— Lynchburg-A	8-5	4.04	26	26	0	0	0	136.0	130	68	61	12	3	52	113	12	4
2017	— Akron-AA	8-7	4.35	26	25	1	0	0	134.1	140	74	65	19	5	55	93	9	2
2018	— Northwest Arkansas-AA	1-2	4.18	8	4	0	0	0	23.2	25	11	11	3	1	11	21	2	0
MINOR LEAGUE TOTALS		38-47	4.15	149	135	1	0	0	689.1	670	392	318	71	26	271	631	46	15

THE SMOKIES PITCHERS

BRAD MARKEY

PITCHER

FULL NAME: Bradley Stephen Markey **BATS:** Right **THROWS:** Right **HEIGHT:** 5-10 **WEIGHT:** 185

OPENING DAY AGE: 27 **BORN:** 3/3/92 in Baltimore, MD **RESIDENCE:** Bel Air, MD

SCHOOL: Attended Virginia Tech (2013-14), Santa Fe College (2012) and Georgia Tech (2011) ... graduated from C. Milton Wright (Md.) High School

HOW ACQUIRED: Selected by Cubs in 19th round of 2014 draft (scout: Billy Swoope)

NOTES: **2018** – Had three DL stints, 4/23-5/7 (right ankle contusion), 5/22-29 (right ankle strain) and 7/16-27 (right ankle strain) ... **2016** – Named a Southern League mid-season All-Star, posting a 2.41 ERA before the Break ... **2015** – Named Cubs Minor League Pitcher of the Month for July after going 3-0 with a 1.26 ERA in five games ... earned Pitcher of the Week honors, August 31-September 7 ... **COLLEGE** – Two-time All-ACC Academic Team in 2013 and 2014 ... his 3.30 strikeout-to-walk ratio ranks second in VT history ... led team in ERA (3.61), innings pitched (82.1) and strikeouts (57) in 2014

YEAR	TEAM	W-L	ERA	G	GS	CG	SHO	SV	IP	H	R	ER	HR	HB	BB	SO	WP	BK
2014	Mesa-R	0-0	4.50	2	0	0	0	0	2.0	2	1	1	0	0	0	2	0	0
	Boise-A	1-1	3.00	13	0	0	0	2	27.0	26	9	9	3	0	5	27	2	0
2015	South Bend-A	0-0	2.48	12	1	0	0	2	29.0	24	9	8	0	1	4	23	1	0
	Myrtle Beach-A	7-0	1.15	9	8	0	0	0	55.0	35	7	7	1	0	6	40	0	1
2016	Tennessee-AA	8-7	3.17	26	23	1	0	0	130.2	129	56	46	13	7	45	65	1	0
2017	Tennessee-AA	2-1	3.08	34	2	0	0	1	61.1	62	23	21	6	4	13	59	2	0
	Iowa-AAA	0-1	2.04	6	1	0	0	0	17.2	14	6	4	3	1	1	14	0	0
2018	Iowa-AAA	3-2	5.12	24	2	0	0	0	45.2	51	29	26	11	1	9	33	1	0
	Tennessee-AA	0-0	1.64	9	0	0	0	0	11.0	9	2	2	1	0	5	14	1	0
MINOR LEAGUE TOTALS		21-12	2.94	135	37	1	0	5	379.1	352	142	124	38	14	88	277	8	1

TYSON MILLER

PITCHER

FULL NAME: Tyson Marcus Miller **BATS:** Right **THROWS:** Right **HEIGHT:** 6-4 **WEIGHT:** 215

OPENING DAY AGE: 23, turns 24 on July 29 **BORN:** 7/29/95 in Fairfield, CA **RESIDENCE:** La Quinta, CA

SCHOOL: Attended California Baptist University ... graduated from Shadow Hills High School in Indio, Calif.

HOW ACQUIRED: Selected by Cubs in fourth round of 2016 draft (scout: Alex Lontayo)

NOTES: **COLLEGE** – Became the highest drafted player in Cal Baptist history ... earned All-PacWest first-team honors in his final season ... his 237 strikeouts rank third all-time in school history ... **HIGH SCHOOL** – Went 6-0 with a 0.19 ERA in his senior season, earning All-League first team for the second-straight season.

YEAR	TEAM	W-L	ERA	G	GS	CG	SHO	SV	IP	H	R	ER	HR	HB	BB	SO	WP	BK
2016	Mesa-R	1-0	0.00	2	1	0	0	0	6.0	2	2	0	0	0	3	3	0	0
	Eugene-A	1-1	3.97	6	4	0	0	0	22.2	26	11	10	4	0	4	14	2	0
2017	South Bend-A	6-7	4.48	28	20	0	0	0	120.2	122	70	60	10	5	38	99	11	2
2018	Myrtle Beach-A	9-9	3.54	23	23	1	0	0	127.0	104	53	50	12	7	35	126	7	0
MINOR LEAGUE TOTALS		17-17	3.91	59	48	1	0	0	276.1	254	136	120	26	12	80	242	20	2

JORDAN MINCH

PITCHER

FULL NAME: Jordan Michael Minch **BATS:** Left **THROWS:** Left **HEIGHT:** 6-3 **WEIGHT:** 190

OPENING DAY AGE: 25, turns 26 on July 16 **BORN:** 7/16/93 in Munster, IN **RESIDENCE:** Highland, IN

SCHOOL: Attended Purdue University ... graduated from Highland (Ind.) High School

HOW ACQUIRED: Signed by Cubs as a non-drafted free agent 7/17/14 (scout: Stan Zielsinski)

NOTES: **COLLEGE** – Led Purdue in starts (14), innings pitched (86.2) and strikeouts (52) in 2014 ... 2013 Big Ten All-Freshman Team

YEAR	TEAM	W-L	ERA	G	GS	CG	SHO	SV	IP	H	R	ER	HR	HB	BB	SO	WP	BK
2014	Mesa-R	0-0	3.38	7	0	0	0	2	10.2	11	6	4	2	1	1	14	0	0
2015	South Bend-A	0-4	4.31	36	0	0	0	3	62.2	70	41	30	2	8	32	46	4	2
2016	Myrtle Beach-A	0-2	2.88	29	0	0	0	2	34.1	34	12	11	0	1	18	26	5	0
2017	Myrtle Beach-A	1-3	6.38	29	0	0	0	1	36.3	33	27	26	6	3	25	29	0	0
2018	Myrtle Beach-A	3-1	3.65	18	0	0	0	1	24.2	19	15	10	2	0	13	28	3	0
	Tennessee-AA	1-4	3.98	27	0	0	0	0	40.2	37	22	18	6	2	21	26	3	0
MINOR LEAGUE TOTALS		5-14	4.25	146	0	0	0	9	209.2	204	123	99	18	15	110	169	15	2

TOMMY NANCE

PITCHER

FULL NAME: Thomas Andrew Nance **BATS:** Right **THROWS:** Right **HEIGHT:** 6-6 **WEIGHT:** 235

OPENING DAY AGE: 28 **BORN:** 3/19/91 in Long Beach, CA **RESIDENCE:** Long Beach, CA

SCHOOL: Attended Santa Clara (Calif.) University (2012-13), Cypress College (JC) (2011) and Long Beach State University (2010) ... graduated from Wilson High School (Calif.)

HOW ACQUIRED: Signed by Cubs as a non-drafted free agent 1/30/16

NOTES: **2018** – Missed the final three months of the season with a right hip strain ... **2017** – Missed entire season with a right shoulder injury ... **2015** – Appeared in 29 games for the Windy City ThunderBolts of the Independent Frontier League, posting a 4.74 ERA (20 ER/38.0 IP)

YEAR	TEAM	W-L	ERA	G	GS	CG	SHO	SV	IP	H	R	ER	HR	HB	BB	SO	WP	BK
2015	Windy City-IND	1-1	4.74	29	0	0	0	4	38.0	41	21	20	2	1	13	40	3	0
2016	Eugene-A	2-0	0.00	4	0	0	0	0	6.2	3	0	0	0	1	3	7	2	0
	Iowa-AAA	0-0	27.00	1	0	0	0	0	1.0	4	3	3	1	0	1	0	1	0
2017	South Bend-A	0-0	0.00	2	0	0	0	1	3.2	1	0	0	0	0	0	3	0	0
	Myrtle Beach-A	2-1	2.67	15	0	0	0	2	27.0	26	9	8	0	0	11	26	1	0
DID NOT PITCH – INJURED																		
2018	Tennessee-AA	1-1	3.48	15	0	0	0	0	20.2	14	10	8	1	0	11	20	1	0
MINOR LEAGUE TOTALS		6-3	3.62	66	0	0	0	7	97.0	89	43	39	4	2	39	96	8	0

THE SMOKIES PITCHERS

TYLER PEYTON

PITCHER

FULL NAME: Tyler James Howard Peyton **BATS:** Right **THROWS:** Right **HEIGHT:** 6-3 **WEIGHT:** 200
OPENING DAY AGE: 25 **BORN:** 3/31/94 in Ottumwa, IA **RESIDENCE:** Grimes, IA
SCHOOL: Attended University of Iowa (2014-16) and Iowa Central CC (2013) ... graduated from Dallas Center-Grimes High School in Grimes, Iowa
HOW ACQUIRED: Selected by Cubs in 29th round of 2016 draft (scout: Stan Zielinski)
NOTES: **2018** – Named a Carolina League mid-season All-Star ... **2016** – Placed on 60-day disabled list July 6 with a right shoulder strain ... **COLLEGE** – Went 4-2 with a 3.60 ERA in Big Ten Play in 2016 ... In addition to pitching, he batted above .330 in all three seasons with Iowa from 2014-16 ... named a third-team All-American by two outlets in 2015, as well as third-team All-Big Ten ... **HIGH SCHOOL** – Named to the All-State Super Team as a senior and named the ISS Pitcher of the Year as he led his team to a state championship ... was a three-time all-conference and all-district selection

YEAR	TEAM	W-L	ERA	G	GS	CG	SHO	SV	IP	H	R	ER	HR	HB	BB	SO	WP	BK
2017	– South Bend-A	3-3	3.19	18	4	0	0	1	67.2	68	28	24	6	1	25	42	6	1
2018	– Myrtle Beach-A	3-6	3.07	38	0	0	0	10	67.1	69	32	23	1	1	38	52	5	0
MINOR LEAGUE TOTALS		6-9	3.13	56	4	0	0	11	135.0	137	60	47	7	2	63	94	11	1

MANUEL RONDON

PITCHER

FULL NAME: Manuel Alejandro Rondon (Lampe) **BATS:** Left **THROWS:** Left **HEIGHT:** 6-1 **WEIGHT:** 165
OPENING DAY AGE: 24 **BORN:** 3/7/95 in Puerto Cabello, Carabobo, Venezuela **RESIDENCE:** San Diego, Carabobo, Venezuela
ORIGINAL CLUB: Signed by Angels as a non-drafted free agent 12/4/12 (scouts: Lebi Ochoa and Carlos Ramirez)
HOW ACQUIRED: Acquired by Cubs 7/3/15 for C Rafael Lopez
NOTES: **2016** – Named the Northwest League Pitcher of the Year, as well as a post-season All-Star ... **2014** – Named a All-Star in the Dominican Summer League after posting a 2.30 ERA (17 ER/66.2 IP) in 14 starts.

YEAR	TEAM	W-L	ERA	G	GS	CG	SHO	SV	IP	H	R	ER	HR	HB	BB	SO	WP	BK
2013	– DSL Angels-R	2-1	2.83	20	2	0	0	1	41.1	31	23	13	2	1	21	30	5	0
2014	– DSL Angels-R	0-5	2.30	14	14	0	0	0	66.2	59	30	17	3	2	25	66	8	0
2015	– AZL Angels-R	1-1	8.64	2	2	0	0	0	8.1	13	8	8	0	0	4	7	1	0
	Mesa-R	1-2	4.88	8	5	0	0	0	31.1	33	21	17	0	1	11	27	5	1
2016	– Eugene-A	6-1	1.10	12	12	0	0	0	57.1	50	15	7	1	2	22	49	3	0
2017	– South Bend-A	14-6	4.63	27	26	0	0	0	128.1	132	75	66	15	3	66	113	10	0
2018	– South Bend-A	1-0	3.78	9	0	0	0	0	16.2	12	9	7	2	0	6	22	1	0
	Myrtle Beach-A	2-5	2.10	19	1	0	0	1	34.1	25	11	8	2	1	22	40	2	0
MINOR LEAGUE TOTALS		27-21	3.35	111	62	0	0	2	384.1	355	192	143	25	10	177	354	35	1

JOSE ROSARIO

PITCHER

FULL NAME: Jose Junior Rosario **BATS:** Right **THROWS:** Right **HEIGHT:** 6-1 **WEIGHT:** 170
OPENING DAY AGE: 28, turns 29 on August 29 **BORN:** 8/29/90 in New York, NY **RESIDENCE:** San Pedro de Macoris, D.R.
HOW ACQUIRED: Signed by Cubs as a non-drafted free agent 4/29/08 (scouts: Jose Serra & Carlos Reyes)
NOTES: **2018** – On disabled list June 15-September 21 (right elbow injury) ... declared a free agent after the season and signed a minor league contract with the club for 2019 ... **2017** – Released following the season and signed a minor league contract with the club for 2018 ... **2016** – Selected to Cubs 40-man roster ... **2015** – Missed the entire season with an elbow injury ... **2011** – Named a *Baseball America* short-season All-Star with Boise

YEAR	TEAM	W-L	ERA	G	GS	CG	SHO	SV	IP	H	R	ER	HR	HB	BB	SO	WP	BK
2008	– DSL Cubs 1-R	1-0	5.06	4	0	0	0	0	5.1	6	3	3	1	0	4	3	0	0
2009	– DSL Cubs 2-R	2-2	2.49	7	3	0	0	0	21.2	12	11	6	0	5	13	28	9	0
	Mesa-R	2-1	4.76	11	1	0	0	1	17.0	15	9	9	1	2	6	21	5	0
	Daytona-A	0-0	0.00	2	0	0	0	0	3.0	1	0	0	0	0	2	3	0	0
2010	– Mesa-R	1-2	7.57	11	1	0	0	0	27.1	31	26	23	2	0	14	33	7	0
2011	– Boise-A	6-3	3.53	15	7	0	0	2	63.2	67	36	25	1	2	18	50	5	0
2012	– Peoria-A	6-8	4.22	20	20	0	0	0	111.0	125	59	52	7	5	34	95	8	1
2013	– Kane County-A	0-7	7.38	14	11	0	0	0	64.2	77	62	53	6	4	42	33	9	0
	Boise-A	2-1	5.48	5	5	0	0	0	23.0	28	15	14	2	0	9	20	1	1
2014	– Daytona-A	5-8	5.44	26	16	0	0	0	101.0	127	70	61	12	5	50	92	11	0
2015	–								DID NOT PITCH – INJURED									
2016	– Myrtle Beach-A	1-0	1.65	12	0	0	0	5	16.1	15	3	3	0	0	8	14	1	0
	Tennessee-AA	0-0	2.76	11	0	0	0	4	16.1	11	5	5	1	0	3	15	0	0
	Iowa-AAA	1-1	2.95	22	0	0	0	5	21.1	26	7	7	0	0	6	18	2	0
2017	– Iowa-AAA	0-0	18.00	6	0	0	0	0	4.0	7	8	8	3	0	7	1	2	0
	Mesa-R	1-1	6.23	4	0	0	0	0	4.1	4	3	3	2	0	3	7	1	0
	Tennessee-AA	0-1	2.00	6	0	0	0	0	9.0	6	2	2	0	0	4	7	2	0
2018	–								DID NOT PITCH – INJURED									
MINOR LEAGUE TOTALS		28-35	4.84	176	64	0	0	17	509.0	558	319	274	38	23	223	440	63	2

WYATT SHORT

PITCHER

FULL NAME: Wyatt Short **BATS:** Left **THROWS:** Left **HEIGHT:** 5-8 **WEIGHT:** 180
OPENING DAY AGE: 24 **BORN:** 10/14/94 in Memphis, TN **RESIDENCE:** Southaven, MS
SCHOOL: Attended University of Mississippi ... graduated from Southaven High School in Southaven, Miss.
HOW ACQUIRED: Selected by Cubs in 13th round of 2016 draft (scout: Alex Levitt)
NOTES: **2017** – Named a Midwest League post-season All-Star after recording a team-high 16 saves ... **COLLEGE** – Finished career with 24 saves, the fourth-most in Ole Miss history ... was named to midseason watch list for NCBAWA Stopper of the Year in 2016 ... also earned Second Team All-SEC honors ... **HIGH SCHOOL** – Went 9-2 with a 1.20 ERA and 102 strikeouts in 70.0 innings as a senior

YEAR	TEAM	W-L	ERA	G	GS	CG	SHO	SV	IP	H	R	ER	HR	HB	BB	SO	WP	BK
2016	– Eugene-A	1-0	0.00	15	0	0	0	7	15.0	5	1	0	0	1	7	14	0	0
2017	– South Bend-A	4-3	3.19	40	0	0	0	16	62.0	64	25	22	2	6	20	62	3	0
2018	– Myrtle Beach-A	1-1	2.27	22	0	0	0	4	31.2	19	9	8	1	1	12	38	3	0
	Tennessee-AA	5-3	3.30	22	0	0	0	2	30.0	29	17	11	4	4	8	28	0	0
MINOR LEAGUE TOTALS		11-7	2.66	99	0	0	0	29	138.2	117	52	41	7	12	47	142	6	0

THE SMOKIES PITCHERS

FRONT OFFICE

2019 SMOKIES

SOUTHERN
LEAGUE

2018 SEASON
IN REVIEW

CHICAGO
CUBS

HISTORY &
RECORDS

MEDIA
INFORMATION

JAKE STINNETT

PITCHER

FULL NAME: Jacob Douglas Stinnett **BATS:** Right **THROWS:** Right **HEIGHT:** 6-4 **WEIGHT:** 205
OPENING DAY AGE: 26, turns 27 on April 25 **BORN:** 4/25/92 in Vista, CA **RESIDENCE:** Vista, CA

SCHOOL: Attended University of Maryland ... graduated from Rancho Buena Vista (CA) High School

HOW ACQUIRED: Selected by Cubs in 2nd round of 2014 draft (scout: Billy Swoope)

NOTES: 2017 – On disabled list from April 6-July 26 with a right shoulder injury ... 2016 – Named a Carolina League mid-season All-Star, posting a 3.78 ERA prior to the Break ... **COLLEGE** – Second team ABCA All-Atlantic Region and All-ACC selection in 2014 ... became Maryland's single-season strikeout leader with 132 punchouts in 2014 ... led the Terrapins to a berth in the NCAA Super Regionals ... Academic All-ACC selection in 2013

YEAR	TEAM	W-L	ERA	G	GS	CG	SHO	SV	IP	H	R	ER	HR	HB	BB	SO	WP	BK
2014	Mesa-R	0-1	7.71	3	2	0	0	0	4.2	9	4	4	0	0	0	3	1	0
	Boise-A	0-0	2.84	2	2	0	0	0	6.1	3	2	2	1	0	2	7	1	0
2015	South Bend-A	7-6	4.46	22	22	0	0	0	117.0	117	66	58	6	16	50	91	11	0
2016	Myrtle Beach-A	9-4	4.27	20	20	0	0	0	116.0	114	67	55	7	7	40	97	5	1
2017	Mesa-R	0-0	0.00	3	0	0	0	0	4.2	4	0	0	0	0	0	9	2	0
	Myrtle Beach-A	0-1	5.40	2	0	0	0	0	3.1	5	2	2	1	0	2	4	0	0
	Tennessee-AA	0-1	0.61	9	0	0	0	0	14.2	6	1	1	0	2	6	14	0	0
2018	Tennessee-AA	0-6	4.91	42	0	0	0	6	51.1	53	30	28	8	2	22	57	10	0
MINOR LEAGUE TOTALS		16-19	4.25	103	46	0	0	6	318.0	311	172	150	23	27	122	282	30	1

KEEGAN THOMPSON

PITCHER

FULL NAME: Keegan Cole Thompson **BATS:** Right **THROWS:** Right **HEIGHT:** 6-2 **WEIGHT:** 210
OPENING DAY AGE: 24 **BORN:** 3/13/95 in Cullman, AL **RESIDENCE:** Cullman, AL

SCHOOL: Attended Auburn University (Ala.) ... graduated from Cullman High School in Cullman, Ala.

HOW ACQUIRED: Selected by Cubs in third round of 2017 draft (scout: Alex McClure)

NOTES: 2018 – Named Carolina League Player of the Week May 21-27 (1-0, 1 GS, 6.0 IP, 1 H, 0 R, 8 SO) and June 11-17 (1 GS, 7.0 IP, 0 H, 0 R, 8 SO) ... **COLLEGE** – Freshman All-American in 2014 by multiple publications ... **HIGH SCHOOL** – Gatorade Alabama State Player of the Year in 2011 and 2013

YEAR	TEAM	W-L	ERA	G	GS	CG	SHO	SV	IP	H	R	ER	HR	HB	BB	SO	WP	BK
2017	Eugene-A	1-2	2.37	7	1	0	0	0	19.0	15	5	5	1	0	4	23	2	0
2018	Myrtle Beach-A	3-3	3.19	12	12	0	0	0	67.2	49	27	24	6	2	13	61	3	0
	Tennessee-AA	6-3	4.06	13	13	0	0	0	62.0	66	29	28	3	3	21	54	4	0
MINOR LEAGUE TOTALS		10-8	3.45	32	26	0	0	0	148.2	130	61	57	10	5	38	138	9	0

ERICH UELMEN

PITCHER

FULL NAME: Erich Uelmen **BATS:** Right **THROWS:** Right **HEIGHT:** 6-3 **WEIGHT:** 210
OPENING DAY AGE: 22, turns 23 on May 19 **BORN:** 5/19/96 in Las Vegas, NV **RESIDENCE:** Las Vegas, NV

SCHOOL: Attended Cal Poly San Luis Obispo ... graduated from Faith Lutheran High School in Las Vegas, Nev.

HOW ACQUIRED: Selected by Cubs in fourth round of 2017 draft (scout: Tom Myers)

NOTES: **HIGH SCHOOL** – Earned First-Team All-State honors and named MVP of the Sunset League in 2014

YEAR	TEAM	W-L	ERA	G	GS	CG	SHO	SV	IP	H	R	ER	HR	HB	BB	SO	WP	BK
2017	Eugene-A	0-2	2.04	7	0	0	0	0	17.2	18	11	4	2	0	9	23	2	0
2018	South Bend-A	5-5	3.51	11	11	0	0	0	56.1	54	22	22	0	2	15	58	4	1
	Myrtle Beach-A	3-3	4.36	10	9	0	0	0	33.0	38	17	16	3	0	15	24	4	0
MINOR LEAGUE TOTALS		8-10	3.53	28	20	0	0	0	107.0	110	50	42	5	2	39	105	10	1

RYAN WILLIAMS

PITCHER

FULL NAME: Ryan Arthur Williams **BATS:** Right **THROWS:** Right **HEIGHT:** 6-4 **WEIGHT:** 220
OPENING DAY AGE: 27 **BORN:** 11/1/91 in Morgan Hill, CA **RESIDENCE:** Morgan Hill, CA

SCHOOL: Attended East Carolina University (N.C.) and West Valley College ... graduated from Ann Sobrato High School (Calif.)

HOW ACQUIRED: Selected by Cubs in 10th round of 2014 draft (scout: Billy Swoope)

NOTES: 2017 – Was a non-roster invitee to Spring Training ... missed majority of the season with a right arm injury ... 2016 – Was a non-roster invitee to Spring Training ... appeared in just nine games before going on the D.L. with right shoulder inflammation ... 2015 – Named Cubs Minor League Pitcher of the Year and MLB Pipeline's Cubs Pitching Prospect of the Season ... led all Cubs prospects with 14 wins ... **COLLEGE** – Was a third-team Louisville Slugger All-America selection and first-team All-Conference USA as a relief pitcher in 2014

YEAR	TEAM	W-L	ERA	G	GS	CG	SHO	SV	IP	H	R	ER	HR	HB	BB	SO	WP	BK
2014	Mesa-R	1-0	0.00	2	0	0	0	0	2.0	1	0	0	0	0	0	3	0	0
	Boise-A	1-1	1.46	9	0	0	0	1	24.2	20	7	4	2	0	3	26	2	0
2015	South Bend-A	4-1	1.17	9	8	0	0	0	53.2	36	12	7	0	2	2	37	1	0
	Tennessee-AA	10-2	2.76	17	16	0	0	0	88.0	73	29	27	2	3	16	61	0	0
2016	Iowa-AAA	4-1	3.27	9	9	0	0	0	44.0	43	18	16	4	1	12	30	0	0
2017	Iowa-AAA	1-3	11.85	6	2	0	0	0	13.2	28	18	18	3	0	4	12	1	0
2018	Eugene-A	1-5	5.64	6	6	0	0	0	30.1	40	22	19	5	2	4	15	2	0
	South Bend-A	0-2	4.82	7	6	0	0	0	37.1	42	20	20	3	1	10	29	3	0
MINOR LEAGUE TOTALS		22-15	3.40	65	47	0	0	1	293.2	283	126	111	19	9	51	213	9	0



Jake Arrieta

SOUTHERN LEAGUE



SOUTHERN LEAGUE



2551 Roswell Rd.
Suite 330
Marietta, GA 30062

President Lori Webb
Vice PresidentPeter Bragan Jr.
Media Relations.....Michael Guzman

Phone(770) 321-0400
Fax.....(770) 321-0037
Email.....office@southernleague.com

NORTH DIVISION



Birmingham Barons
Regions Field
P.O. Box 877
Birmingham, AL 35201
(205) 988-8200

- Affiliate of the Chicago White Sox -



Chattanooga Lookouts
AT&T Field
201 Power Alley
Chattanooga, TN 37402
(423) 267-2208

- Affiliate of the Cincinnati Reds -



Jackson Generals
The Ballpark at Jackson
4 Fun Place
Jackson, TN 38305
(731) 988-5299

- Affiliate of the Arizona Diamondbacks -



Montgomery Biscuits
Riverwalk Stadium
200 Coosa St.
Montgomery, AL 36104
(334) 323-2255

- Affiliate of the Tampa Bay Rays -



Tennessee Smokies
Smokies Stadium
3540 Line Drive
Kodak, TN 37764
(865) 286-2300

- Affiliate of the Chicago Cubs -

SOUTH DIVISION



Biloxi Shuckers
MGM Stadium
875 Beach Blvd.
Biloxi, MS 39530
(228) 233-3465

- Affiliate of the Milwaukee Brewers -



Jacksonville Jumbo Shrimp
Baseball Grounds of Jacksonville
301 A. Phillip Randolph Blvd
Jacksonville, FL 32202

- Affiliate of the Miami Marlins -



Mississippi Braves
Trustmark Park
1 Braves Way
Pearl, MS 39208
(601) 932-8788

- Affiliate of the Atlanta Braves -



Mobile BayBears
Hank Aaron Stadium
755 Bolling Bros. Blvd
Mobile, AL 36606
(251) 479-2327

- Affiliate of the Los Angeles Angels -



Pensacola Blue Wahoos
Pensacola Bayfront Stadium
351 W. Cedar St.
Pensacola, FL 32502
(850) 934-8444

- Affiliate of the Minnesota Twins -

PLAYOFF PROCEDURES & MILEAGE CHART



FRONT OFFICE

2019 SMOKIES

SOUTHERN LEAGUE

2018 SEASON IN REVIEW

CHICAGO CUBS

HISTORY & RECORDS

MEDIA INFORMATION

Rule 1.8 -- Division Champions

(a) First Half - Second Half Winners

The club which wins a greater percentage of overall games at the end of the first half of the split season of the adopted schedule shall be declared the first half division winner. The club which wins a greater percentage of overall games from the second half of the split season of the adopted schedule shall be declared the second half division winner.

(b) Ties for Division Winner

In case of a tie for division winner in the first half, the first time the two teams meet in the second half, the winner of Game 1 of that series will be declared the first half division winner. Although the home team may advertise this game as the first half division play-off game, this game will be counted in the second half standings and all statistics will be included for that championship season, making it unnecessary to play a doubleheader on the second day of the series.

In case of a tie for division winner in the second half, a one game play-off shall be played the day following the end of the regular season. The winner of this play-off game shall be declared the second half division winner. The site of this game shall be determined by a flip of a coin by the League President; or if mileage constraints must be considered, the League President shall have the discretion to decide where the one game play-off shall be held. In the event of a one game play-off for the second half divisional crown, the home club shall play the visiting club ... and the home club shall be entitled to all revenue from such game. In case of rain, the game shall be played the following day. Any games played to break a divisional tie shall be included in the statistics for that championship season, except that the game result shall not be included as part of the winning and losing records of the participating clubs.

(c) Three-way Tie

In case of a three-way tie, in head-to-head competition, the combined record (at the end of the half in question) for each team against the other two opponents will be the most important consideration. The team with the best winning percentage will automatically be designated as one of the competitors. Whoever has the lowest percentage of win/lose will be eliminated.

If both remaining teams are tied, in head-to-head competition, the combined record for each team against the other divisional opponents will be considered. Whoever has the lowest percentage of win/lose will be eliminated.

If both teams remain tied, best record for last 35 games of half, if needed, is first considered; then the best record for the last 20 games of half is considered; and if still needed, best record for last 10 games of half is considered. After one of the two teams is eliminated, we follow the existing rule to determine the champion in which the two remaining clubs will have a one game play-off game to determine that half's winner.

(d) Division Play-Offs

The first and second half winners in each division shall meet in a best 3 out of 5 series on the day following the determination of both first and second half winners or as otherwise established by the League President. The first half winners shall host the first two games of the series while the second half winners shall host Game 3 and Games 4 and 5, if necessary. Unless otherwise agreed to by the participating clubs and League President, a team winning both halves of the split season shall play the first two games of the division play-offs in its home park, the third game in the park of the runner-up club, and the remaining two games, if necessary, in its home park. The runner-up club, which shall be the opponent if a club wins both halves, shall be defined as the divisional club with the second best overall record for the entire season. For each divisional play-off game, the home club, at the conclusion of each home series, shall submit to the League Office a report form giving a full statement of attendance for all play-off games. ... In case of rain, the games shall be played the day following the scheduled game date. Winners of the division play-offs shall be declared division champions.

All the above-mentioned divisional play-off games shall be scheduled for nine innings, shall not count in the official standings, and individual records of these games shall not be included in the official statistics of the League.

Rule 1.9 -- League Champions

The division champions shall compete in a best 3 out of 5 Championship Series, the winner of which shall be declared League champion. The North division champion will host the first two games in even years, the South division champion in odd years, with the next three games, if necessary, to be played on the home ground of the other division winner unless otherwise mutually agreed to by the competing clubs and the League President. In case of a conflict, sites of the games shall be decided by mutual consent of the competing clubs, with approval of the League President.

SOUTHERN LEAGUE MILEAGE CHART

TEAM	BIR	BLX	CHA	JXN	JAX	MIS	MOB	MTG	PNS	TNS
Birmingham	X	315	149	226	434	233	259	89	252	277
Biloxi	315	X	459	418	466	163	59	228	121	588
Chattanooga	149	459	X	257	464	382	403	233	396	132
Jackson	226	418	257	X	716	298	388	314	444	322
Jacksonville	434	466	464	716	X	595	410	375	359	528
Mississippi	233	163	382	298	595	X	182	245	245	511
Mobile	259	59	403	388	410	182	X	171	65	531
Montgomery	89	228	233	314	375	245	171	X	165	365
Pensacola	252	121	396	444	359	245	65	165	X	524
TENNESSEE	277	588	132	322	528	511	531	365	524	X



BILOXI SHUCKERS



105 Caillavet Street
Biloxi, MS 39533
Phone: (228) 233-3465
Fax:
www.biloxishuckers.com

Parent Club (Since) ..Milwaukee Brewers (1999, as HVL)
Years in Southern League 2015-Present
Division South
League Titles None
Last League Title Never

2018 First Half Record..... 41-29, 1st
2018 Second Half Record 40-30, 1st
2018 Overall Record..... 81-59, 1st

PresidentKen Young
General Manager.....Hunter Reed
Broadcaster/Media RelationsGarrett Greene

ManagerMike Guerrero
Pitching CoachBob Milacki
Hitting Coach..... Danny Santin
TrainerJeff Bodenhamer

Stadium (Capacity)..... MGM Park (6,000)
Opened..... 2015
Dimensions..... 325' - 400' - 325'

2019 Home Series..... Aug. 7-11
2019 Road Series..... May 28-June 1

2018 Smokies vs. Biloxi..... 3-7
2018 Smokies vs. Biloxi (Series, W-L-T)..... 1-1-0
2018 Smokies vs. Biloxi (Home)..... 3-2
2018 Smokies vs. Biloxi (Road)..... 0-5

MILWAUKEE BREWERS AFFILIATES

LEVEL	TEAM	LEAGUE	SINCE
AAA	San Antonio	Pacific Coast	2019
AA	Biloxi	Southern	1999
High-A	Carolina	Carolina	2017
Low-A	Wisconsin	Midwest	2009
Rookie	Rocky Mountain	Pioneer	2019
Rookie	AZL Brewers	Arizona	
Rookie	DSL Brewers	Dominican	

MILWAUKEE BREWERS TOP 30 PROSPECTS

No.	Name	Highest Scout Grade
1.	Keston Hiura, INF	Hit, 70
2.	Corey Ray, OF	Run, 60
3.	Brice Turang, SS	Run, 60
4.	Tristan Lutz, OF	Arm, 60
5.	Mauricio Dubon, SS/2B	Hit/Run/Arm, 55
6.	Zack Brown, RHP	Curveball, 60
7.	Joe Gray, OF	Arm, 60
8.	Lucas Erceg, 3B	Arm, 70
9.	Aaron Ashby, LHP	Curveball, 65
10.	Payton Henry, C	Arm/Field, 55
11.	Trey Supak, RHP	FB/SL/CH/Control, 55
12.	Braden Webb, RHP	Fastball/Curveball, 60
13.	Troy Stokes Jr., OF	Run/Field, 55
14.	Mario Feliciano, C	Arm, 55
15.	Adrian Houser, RHP	Fastball, 60
16.	Jacob Nottingham, C/1B	Arm, 55
17.	Marcos Diplan, RHP	FB/SL/CH, 55
18.	Carlos Rodriguez, OF	Run/Field, 60
19.	Eduardo Garcia, SS	Arm/Field, 55
20.	Pablo Abreu, OF	Run/Arm, 55
21.	Micah Bello, OF	Arm, 60
22.	Eduarqui Fernandez, OF	Run, 60
23.	Je'Von Ward, OF	Run, 60
24.	Larry Ernesto, OF	Power, 55
25.	Caden Lemons, RHP	Fastball, 55
26.	Bobby Wahl, RHP	Fastball, 60
27.	Adam Hill, RHP	Curveball/Slider, 55
28.	Jake Gatewood, 1B	Arm, 60
29.	Tyrone Taylor, OF	Run/Field, 55
30.	Trent Grisham, OF	Field, 55

HEAD-TO-HEAD SINCE 2002

YEAR	HOME	ROAD	OVERALL
2018	3-2	0-5	3-7
2017	4-1	2-3	6-4
2016	3-2	2-3	5-5
2015	2-3	3-2	5-5
2014*	6-4	2-8	8-12
2013*	5-5	7-3	12-8
2012*	6-4	1-4	7-8
2011*	3-2	7-3	10-5
2010*	9-3	3-2	12-5
2009*	4-10	2-0	6-10
2008*	2-2	2-8	4-10
2007*	5-4	1-8	6-12
2006*	3-2	3-2	6-4
2005*	6-4	3-8	9-12
2004*	4-0	2-5	6-5
2003*	2-2	5-3	7-5
2002*	4-4	0-4	4-8

2002-18 71-54 (.568) 37-71 (.343) 120-126 (.488)

*Previously Huntsville Stars through 2014



1401 1st Avenue South
Birmingham, AL 35233
Phone: (205) 988-3200
Fax: (205) 988-9698
www.Barons.com

Parent Club (Since) Chicago White Sox (1986)
Years in Southern League 1964-65, 67-75, 81-Present
Division North
League Titles Six
Last League Title 2013

2018 First Half Record 32-36, 5th
2018 Second Half Record 34-36, 3rd
2018 Overall Record 66-72, 4th

Owner Birmingham Barons, LLC
General Manager Jonathan Nelson
Director of Broadcasting Curt Bloom

Manager Omar Vizquel
Pitching Coach Richard Dotson
Hitting Coach Charlie Poe
Trainer Cory Barton

Stadium (Capacity) Regions Field (8,500)
Opened 2014
Dimensions 340' - 405' - 340'

2019 Home Series May 11-15, July 1-3, Aug. 23-27
2019 Road Series April 10-14, July 18-21

2018 Smokies vs. Birmingham 10-15
2018 Smokies vs. Birmingham (Series, W-L-T) 2-3-0
2018 Smokies vs. Birmingham (Home) 6-9
2018 Smokies vs. Birmingham (Road) 4-6

CHICAGO WHITE SOX AFFILIATES

LEVEL	TEAM	LEAGUE	SINCE
AAA	Charlotte	International	1999
AA	Birmingham	Southern	1986
High-A	Winston-Salem	Carolina	1997
Low-A	Kannapolis	South Atlantic	2001
Rookie	Great Falls	Pioneer	2003
Rookie	AZL White Sox	Arizona	
Rookie	DSL White Sox	Dominican	

CHICAGO WHITE SOX TOP 30 PROSPECTS

No.	Name	Highest Scout Grade
1.	Eloy Jimenez, OF	Overall, 70
2.	Michael Kopech, RHP	Fastball, 80
3.	Dylan Cease, RHP	Fastball, 70
4.	Luis Robert, OF	Hit, 65
5.	Nick Madrigal, 2B	Hit, 65
6.	Dane Dunning, RHP	Fastball, 60
7.	Luis Alexander Basabe, OF	Run, 60
8.	Micker Adolfo, OF	Arm, 70
9.	Blake Rutherford, OF	Hit, 55
10.	Luis Gonzalez, OF	Arm, 60
11.	Steele Walker, OF	Hit, 55
12.	Zack Collins, C	Power, 55
13.	Jake Burger, 3B	Power/Arm, 55
14.	Ian Hamilton, RHP	Fastball, 70
15.	Alec Hansen, RHP	Fastball, 65
16.	Zack Burdi, RHP	Fastball, 80
17.	Laz Rivera, SS	Hit, 55
18.	Gavin Sheets, 1B	Arm, 55
19.	Jimmy Lambert, RHP	Fastball/Curveball, 55
20.	Konnor Pilkington, LHP	Changeup, 55
21.	Bryce Bush, 3B	Arm, 55
22.	Seby Zavala, C	Power/Arm, 50
23.	Jose Ruiz, RHP	Fastball, 65
24.	Zach Thompson, RHP	FB/CB/CUT, 55
25.	Caleb Frare, LHP	Fastball/Slider, 60
26.	Lincoln Henzman, RHP	Changeup, 60
27.	Jonathan Stiever, RHP	Fastball, 60
28.	Tyler Johnson, RHP	Fastball, 65
29.	Jordan Stephens, RHP	Curveball, 60
30.	Ryan Burr, RHP	Fastball, 65

HEAD-TO-HEAD SINCE 2002

YEAR	HOME	ROAD	OVERALL
2018	6-9	4-6	10-15
2017	7-3	4-4	11-7
2016	5-5	6-4	11-9
2015	6-5	3-7	9-12
2014	6-4	7-8	13-12
2013	4-6	5-5	9-11
2012	7-3	7-6	14-9
2011	5-0	4-6	9-6
2010	5-4	4-1	9-5
2009	4-6	1-4	5-10
2008	3-2	2-3	5-5
2007	3-2	4-1	7-3
2006	6-4	4-6	10-10
2005	3-8	5-2	8-10
2004	2-2	2-2	4-4
2003	1-4	2-1	3-5
2002	2-2	3-1	5-3

2002-16 75-69 (.521) 67-67 (.500) 142-136 (.511)



CHATTANOOGA LOOKOUTS



Parent Club (Since) Cincinnati Reds (First Year)
 Years in Southern League 1988-Present
 Division North
 League Titles Three
 Last League Title 2017 (Co-Champs, Hurricane Irma)

2018 First Half Record 36-33, 3rd
 2018 Second Half Record 29-39, 5th
 2018 Overall Record 65-72, 5th

President Rich Monzigo
 Director of Broadcasting Larry Ward
 Public and Media Relations Manager Dan Kopf

Manager Jake Mauer
 Pitching Coach Ivan Arteaga
 Hitting Coach Junior Valentin
 Trainer Chris Johnson

Stadium (Capacity) AT&T Field (6,400)
 Opened 2000
 Dimensions 325' - 400' - 330'

2019 Home Series June 14-18, Aug. 16-20
 2019 Road Series April 22-26, July 4-8

2018 Smokies vs. Chattanooga 11-8
 2018 Smokies vs. Chattanooga (Series, W-L-T) 3-1-0
 2018 Smokies vs. Chattanooga (Home) 7-2
 2018 Smokies vs. Chattanooga (Road) 4-6

CINCINNATI REDS AFFILIATES

LEVEL	TEAM	LEAGUE	SINCE
AAA	Louisville	International	2000
AA	Chattanooga	Southern	2019
High-A	Daytona	Florida State	2015
Low-A	Dayton	Midwest	1999
Single-A	Billings	Pioneer	1974
Rookie	Greeneville	Appalachian	2018
Rookie	AZL Reds	Arizona	
Rookie	DSL Reds	Dominican	

201 Power Alley
 Chattanooga, TN 37401
 Phone: (423) 267-2208
 Fax: (423) 267-4258
www.Lookouts.com

CINCINNATI REDS TOP 30 PROSPECTS

No.	Name	Highest Scout Grade
1.	Nick Senzel, 3B	Overall, 65
2.	Taylor Trammell, OF	Overall, 60
3.	Hunter Greene, RHP	Fastball, 80
4.	Jonathan India, 3B	Hit/Arm/Field, 55
5.	Tony Santillan, RHP	Fastball, 70
6.	Tyler Stephenson, C	Arm, 60
7.	Mike Siani, OF	Run/Arm/Field, 60
8.	Vladimir Gutierrez, RHP	Fastball/Changeup, 60
9.	Jose Israel Garcia, SS/2B	Run, 60
10.	Jose Siri, OF	Run, 70
11.	Lyon Richardson, RHP	Fastball, 60
12.	Jacob Heatherly, LHP	Fastball, 60
13.	T.J. Friedl, OF	Run/Field, 60
14.	Stuart Fairchild, OF	Run, 60
15.	Scott Moss, LHP	FB/SL/CH/Control, 50
16.	Michael Beltre, OF	Run, 60
17.	Keury Mella, RHP	Fastball, 65
18.	Jimmy Herget, RHP	Fastball, 60
19.	Mariel Bautista, OF	Arm, 60
20.	James Marinar, RHP	Fastball, 60
21.	Packy Naughton, LHP	Changeup, 55
22.	Andy Sugilio, OF	Run, 60
23.	Hendrik Clementina, C	Power/Arm, 50
24.	Bren Spillane, 1B	Power, 55
25.	Ibandel Isabel, 1B	Power, 60
26.	Joel Kuhnel, RHP	Fastball, 70
27.	Ryan Hendrix, RHP	Fastball, 70
28.	Jonathan Willems, 2B	Run/Arm, 50
29.	Alfredo Rodriguez, SS	Arm/Field, 60
30.	Chris Okey, C	Arm/Field, 55

HEAD-TO-HEAD SINCE 2002

YEAR	HOME	ROAD	OVERALL
2018	7-2	4-6	11-8
2017	4-11	6-4	10-15
2016	4-6	4-6	8-12
2015	5-5	9-6	14-11
2014	7-3	5-2	12-5
2013	7-3	9-6	16-9
2012	8-5	6-6	14-11
2011	5-9	6-4	11-13
2010	7-1	6-4	13-5
2009	8-2	2-3	10-5
2008	3-6	6-4	9-10
2007	5-5	8-2	13-7
2006	3-7	5-5	8-12
2005	8-2	5-2	13-4
2004	5-6	5-6	10-12
2003	1-4	2-2	3-6
2002	3-1	3-1	6-2
2002-18	90-78 (.536)	91-69 (.569)	181-147 (.552)



4 Fun Place
Jackson, TN 38305
Phone: (731) 988-5299
Fax: (731) 988-5246

www.JacksonGeneralsBaseball.com

Parent Club (Since) Arizona Diamondbacks (2017)
Years in Southern League 1998-Present
Division North
League Titles Three
Last League Title 2018

2018 First Half Record 39-30 (.565), 1st
2018 Second Half Record 36-34 (.514), 2nd
2018 Overall Record 75-64 (.540), 2nd
All-Time League Record 1,475-1,443 (.505)

General Manager Jason Compton
Broadcaster/Media Relations Tyler Springs

Manager Blake Lalli
Pitching Coach Doug Drabek
Hitting Coach Rick Short
Trainer Joe Rosauer

Stadium (Capacity) The Ballpark at Jackson (6,000)
Opened 1998
Dimensions 310' - 395' - 320'

2019 Home Series April 15-19, May 1-5
2019 Road Series May 16-20, August 18-22
2018 Smokies vs. Jackson 12-12
2018 Smokies vs. Jackson (Series, W-L-T) 3-2-0
2018 Smokies vs. Jackson (Home) 3-7
2018 Smokies vs. Jackson (Road) 9-5

ARIZONA DIAMONDBACKS AFFILIATES

LEVEL	TEAM	LEAGUE	SINCE
AAA	Reno	Pacific Coast	1995
AA	Jackson	Southern	2007
High-A	Visalia	California	2007
Low-A	Kane County	Midwest	2009
Single-A	Hillsboro	Northwest	2001
Rookie	Missoula	Pioneer	1996
Rookie	AZL D-backs	Arizona	
Rookie	DSL D-backs	Dominican	

ARIZONA DIAMONDBACKS TOP 30 PROSPECTS

No.	Name	Highest Scout Grade
1.	Jazz Chisholm, SS	Power/Run/Arm, 55
2.	Jon Duplantier, RHP	Fastball, 60
3.	Taylor Widener, RHP	Fastball, 60
4.	Daulton Varsho, C	Hit/Run, 55
5.	Kristian Robinson, OF	Power, 60
6.	Geraldo Perdomo, SS	Arm/Field, 60
7.	Alek Thomas, OF	Run/Field, 60
8.	Jake McCarthy, OF	Run, 60
9.	Blaze Alexander, SS	Arm, 70
10.	Taylor Clarke, RHP	Fastball, 60
11.	Andy Young, 2B	Power, 50
12.	Andy Yerzy, C/1B	Hit/Arm, 50
13.	Matt Tabor, RHP	Fastball, 60
14.	Yoan Lopez, RHP	Fastball, 70
15.	Drew Ellis, 3B	Arm, 60
16.	Emilio Vargas, RHP	Fastball, 55
17.	Pavin Smith, 1B	Hit, 55
18.	Ryan Weiss, RHP	Fastball, 55
19.	Buddy Kennedy, 3B	Hit/Arm, 55
20.	Marcus Wilson, OF	Run, 55
21.	Wilderd Patino, OF	Power/Run, 55
22.	Alvin Guzman, OF	Arm, 60
23.	Harrison Francis, RHP	Fastball/Changeup, 55
24.	Jorge Barrosa, OF	Run/Field, 60
25.	Eduardo Diaz, OF	Run, 60
26.	Domingo Leyba, 2B/SS	Hit/Run, 50
27.	Dominic Miroglio, C	Field, 55
28.	Matt Mercer, RHP	Fastball, 60
29.	Jackson Goddard, RHP	FB/SL/CH, 55
30.	Kevin Ginkel, RHP	Fastball, 60

HEAD-TO-HEAD SINCE 2000

YEAR	HOME	ROAD	OVERALL
2018	3-7	9-5	12-12
2017	7-4	9-6	16-10
2016	2-7	5-5	7-12
2015	7-4	2-2	9-6
2014	2-3	7-2	9-5
2013	7-2	9-1	16-3
2012	5-9	2-8	7-17
2011	2-3	5-0	7-3
2010*	7-3	4-5	11-8
2009*	2-3	7-3	9-6
2008*	4-6	8-3	12-9
2007*	7-3	7-3	14-6
2006*	6-4	4-6	10-10
2005*	2-5	3-10	5-15
2004*	5-3	0-4	5-7
2003*	2-2	3-1	5-3
2002*	6-2	1-7	7-9
2001*	6-2	6-5	12-7
2000*	1-3	1-3	2-6

2000-18 83-75 (.525) 92-79 (.538) 175-154 (.532)

*Previously West Tenn Diamond Jaxx through 2010



JACKSONVILLE JUMBO SHRIMP



301 A. Phillip Randolph Dr.
Jacksonville, FL 32202
Phone: (904) 358-2846
Fax: (904) 358-2845
www.JaxShrimp.com

Parent Club (Since) Miami Marlins (2009)
Years in Southern League 1970-Present
Division South
League Titles Six (as Jacksonville Suns)
Last League Title 2014 (as Jacksonville Suns)

2018 First Half Record 28-40 (.412), T-4th
2018 Second Half Record 27-42 (.391), 5th
2018 Overall Record 55-82 (.401), 5th
All-Time League Record 3,449-3,257 (.514)

Owner/CEO Ken Babby
General Manager Harold Crow
Broadcaster Roger Hoover
Media & Public Relations Manager Scott Kornberg

Manager Kevin Randel
Pitching Coach Bruce Walton
Hitting Coach Sean Berry
Trainer

Stadium (Capacity) Baseball Grounds of Jacksonville (11,000)
Opened 2003
Dimensions 321' - 420' - 317'

2019 Home Series August 13-17
2019 Road Series April 25-29

2018 Smokies vs. Jacksonville 6-4
2018 Smokies vs. Jacksonville (Series, W-L-T) 1-1-0
2018 Smokies vs. Jacksonville (Home) 2-3
2018 Smokies vs. Jacksonville (Road) 4-1

MIAMI MARLINS AFFILIATES

LEVEL	TEAM	LEAGUE	SINCE
AAA	New Orleans	Pacific Coast	2009
AA	Jacksonville	Southern	2009
High-A	Jupiter	Florida State	2002
Low-A	Greensboro	South Atlantic	2003
Single-A	Batavia	New York-Penn	2013
Rookie	DSL Marlins	Dominican	
Rookie	GCL Marlins	Gulf Coast	

MIAMI MARLINS TOP 30 PROSPECTS

No.	Name	Highest Scout Grade
1.	Sixto Sanchez, RHP	Fastball, 75
2.	Victor Victor Mesa, OF	Run/Arm, 65
3.	Monte Harrison, OF	Arm, 70
4.	Nick Neider, RHP	Changeup/Control, 60
5.	Sandy Alcantara, RHP	Fastball, 70
6.	Connor Scott, OF	Run, 65
7.	Isan Diaz, 2B	All Categories, 50
8.	Braxton Garrett, LHP	Curveball, 60
9.	Edward Cabrera, RHP	Fastball, 70
10.	Jorge Guzman, RHP	Fastball, 80
11.	Will Banfield, C	Arm, 70
12.	Osiris Johnson, SS	Arm, 55
13.	Jose Devers, SS/2B	Field, 60
14.	Jordan Holloway, RHP	Fastball, 70
15.	Brian Miller, OF	Run, 60
16.	Trevor Rogers, LHP	Fastball, 60
17.	Tristan Pompey, OF	Hit, 55
18.	Jordan Yamamoto, RHP	Curveball, 60
19.	Zac Gallen, RHP	Cutter, 55
20.	Riley Ferrell, RHP	Fastball, 65
21.	James Nelson, 3B	Arm, 60
22.	Will Stewart, LHP	Fastball/Control, 55
23.	Robert Dugger, RHP	Fastball/Slider, 55
24.	Joe Dunand, SS	Power/Arm, 55
25.	Bryson Brigman, SS/2B	Run, 55
26.	Jeff Brigham, RHP	Fastball, 60
27.	Austin Dean, OF	Hit/Run/Field, 50
28.	Jose Quijada, LHP	Fastball/Slider, 55
29.	Christopher Torres, 2B/SS	Run/Arm, 60
30.	Thomas Jones, OF	Run, 70

HEAD-TO-HEAD SINCE 2000

YEAR	HOME	ROAD	OVERALL
2018	2-3	4-1	6-4
2017	3-2	2-3	5-5
2016	1-4	3-2	4-6
2015	4-1	3-2	7-3
2014	1-9	2-3	3-12
2013	2-3	1-4	3-7
2012	1-2	4-6	5-8
2011	6-4	3-2	9-6
2010	3-2	1-3	5-7
2009	2-3	5-5	7-8
2008	4-1	1-4	5-5
2007	3-2	2-3	5-5
2006	1-4	1-4	2-8
2005	1-2	1-2	2-4
2004	6-2	2-6	8-8
2003	5-5	8-5	13-10
2002	2-6	5-11	7-17
2001	0-4	3-1	3-5
2000	4-3	7-6	11-9

2000-18 51-62 (.451) 58-73 (.442) 109-135 (.447)



One Braves Way
 Pearl, MS 39208
 Phone: (601) 932-8788
 Fax: (601) 936-3567
 www.MississippiBraves.com

Parent Club (Since) Atlanta Braves (2005)
 Years in Southern League 2005-Present
 Division South
 League Titles Three (as Greenville Braves)
 Last League Title 1997 (as Greenville Braves)

2018 First Half Record 29-41 (.414), T-4th
 2018 Second Half Record 38-30 (.559), 3rd
 2018 Overall Record 67-71 (.486), T-3rd
 All-Time League Record 939-991 (.487)

Owner Liberty Media
 VP & General Manager Pete Laven
 Broadcaster Chris Harris

Manager Chris Maloney
 Pitching Coach Dennis Lewallyn
 Hitting Coach Carlos Mendez
 Trainer T.J. Saunders

Stadium (Capacity) Trustmark Park (8,480)
 Opened 2005
 Dimensions 325' - 402' - 332'

2019 Home Series April 4-8,
 2019 Road Series August 1-5

2018 Smokies vs. Mississippi 6-4
 2018 Smokies vs. Mississippi (Series, W-L-T) 2-0-0
 2018 Smokies vs. Mississippi (Home) 3-2
 2018 Smokies vs. Mississippi (Road) 3-2

ATLANTA BRAVES AFFILIATES

LEVEL	TEAM	LEAGUE	SINCE
AAA	Gwinnett	International	1965
AA	Mississippi	Southern	2005
High-A	Florida	Florida	2017
Low-A	Rome	South Atlantic	2003
Rookie	Danville	Appalachian	1982
Rookie	DSL Braves	Dominican	
Rookie	GCL Braves	Gulf Coast	

ATLANTA BRAVES TOP 30 PROSPECTS

No.	Name	Highest Scout Grade
1.	Mike Soroka, RHP	Fastball/Control, 60
2.	Kyle Wright, RHP	Fastball, 65
3.	Ian Anderson, RHP	Fastball, 60
4.	Cristian Pache, OF	Run/Arm/Field, 70
5.	Austin Riley, 3B	Power/Arm, 60
6.	Touki Toussaint, RHP	Fastball/Curveball, 65
7.	Bryse Wilson, RHP	Fastball, 60
8.	Drew Waters, OF	Run/Arm/Field, 60
9.	William Contreras, C	Hit/Field, 50
10.	Luiz Gohara, LHP	Fastball, 65
11.	Kolby Allard, LHP	CB/CH/Control, 55
12.	Joey Wentz, LHP	Fastball, 60
13.	Kyle Muller, LHP	Fastball, 60
14.	Huascar Ynoa, RHP	Fastball, 60
15.	Greyson Jenista, OF	Power/Arm, 55
16.	Tristan Beck, RHP	Changeup, 60
17.	Freddy Tarnok, RHP	Fastball, 60
18.	Thomas Burrows, LHP	Slider, 60
19.	Patrick Weigel, RHP	Fastball, 60
20.	Trey Riley, RHP	Fastball/Slider, 60
21.	Chad Sobotka, RHP	Fastball, 70
22.	Tucker Davidson, LHP	Fastball, 60
23.	C.J. Alexander, 3B	Hit/Arm, 55
24.	A.J. Graffanino, SS	Field, 60
25.	Israel Wilson, OF	Power/Run/Arm, 55
26.	Jacob Webb, RHP	Fastball, 65
27.	Jasseel De La Cruz, RHP	Fastball, 60
28.	Alex Jackson, C	Power, 50
29.	Jeffrey Ramos, OF	Power, 55
30.	Ray-Patrick Diddy, SS/OF/2B	Run/Arm, 60

HEAD-TO-HEAD SINCE 2000

YEAR	HOME	ROAD	OVERALL
2018	3-2	3-2	6-4
2017	2-3	3-2	5-5
2016	3-7	2-3	5-10
2015	4-1	3-2	7-3
2014	6-4	1-4	7-8
2013	2-3	1-4	3-7
2012	4-1	3-2	7-3
2011	3-2	2-4	5-6
2010	3-2	8-2	11-4
2009	1-4	2-3	3-7
2008	2-3	1-4	3-7
2007	3-1	3-2	6-3
2006	2-3	3-2	5-5
2005	1-3	1-2	2-5
2004	6-6	7-5	13-11
2003	7-9	7-3	14-12
2002	6-5	7-5	13-10
2001	3-1	2-2	5-3
2000	11-5	5-3	16-8

2000-18 69-58 (.543) 62-53 (.539) 131-111 (.541)



MOBILE BAYBEARS



755 Boling Brothers Blvd.
Mobile, AL 36606
Phone: (251) 479-2327
Fax: (251) 476-1147
www.MobileBayBears.com

Parent Club (Since) Los Angeles Angels (2017)
Years in Southern League 1966, 1970, 1997-Present
Division South
League Titles Four
Last League Title 2012

2018 First Half Record 37-31 (.544), 2nd
2018 Second Half Record 29-39 (.426), 4th
2018 Overall Record 67-70 (.485), T-3rd
All-Time League Record 1,675-1645 (.505)

Owners HWS Group
General Manager Chris Morgan
Broadcaster/Media Relations Steve Goldberg

Manager David Newhan
Pitching Coach Jairo Cuevas
Hitting Coach Matt Spring
Trainer Matt Morrell

Stadium (Capacity) Hank Aaron Stadium (6,000)
Opened 1997
Dimensions 325' - 400' - 310'

2019 Home Series July 11-16
2019 Road Series August 29 - September 2

2018 Smokies vs. Mobile 5-6
2018 Smokies vs. Mobile (Series, W-L-T) 0-1-1
2018 Smokies vs. Mobile (Home) 2-3
2018 Smokies vs. Mobile (Road) 3-3

LOS ANGELES ANGELS AFFILIATES

LEVEL	TEAM	LEAGUE	SINCE
AAA	Salt Lake	Pacific Coast	2001
AA	Mobile	Southern	2017
High-A	Inland	California	2011
Single-A	Burlington	Midwest	2013
Rookie	Orem Owlz	Pioneer	2001
Rookie	DSL Angels	Dominican	
Rookie	AZL Angels	Arizona	

LOS ANGELES ANGELS TOP 30 PROSPECTS

No.	Name	Highest Scout Grade
1.	Jo Adell, OF	Run, 65
2.	Griffin Canning, RHP	Fastball/Curveball, 60
3.	Brandon Marsh, OF	Run/Arm, 60
4.	Jahmai Jones, OF	Run, 60
5.	Jose Suarez, LHP	Changeup, 60
6.	Jordyn Adams, OF	Run, 80
7.	Luis Rengifo, SS	Hit/Run/Arm/Field, 55
8.	Matt Thaiss, 1B	Hit, 55
9.	Jeremiah Jackson, SS	Hit/Arm, 55
10.	D'Shawn Knowles, OF	Run, 60
11.	Chris Rodriguez, RHP	Fastball, 60
12.	Patrick Sandoval, LHP	FB/CB/CH, 55
13.	Jose Soriano, RHP	Fastball, 65
14.	Ty Buttrey, RHP	Fastball, 70
15.	Kevin Maitan, 3B/SS	Arm, 65
16.	Michael Hermosillo, OF	Run, 60
17.	Trent Deveaux, OF	Run, 80
18.	Steward Aquino, RHP	Fastball, 60
19.	Livan Soto, SS	Arm, 60
20.	Aaron Hernandez, RHP	Fastball, 65
21.	Jared Walsh, 1B/OF/LHP	Arm, 60 ... FB/CB, 50
22.	Luis Madero, RHP	Fastball/Slider, 55
23.	Jesus Castillo, RHP	FB/CB/CH/Control, 50
24.	Jack Kruger, C	Hit/Run/Arm/Field, 50
25.	Jeremy Beasley, RHP	FB/SPLT/Control, 50
26.	Jake Jewell, RHP	Fastball, 60
27.	Leonardo Rivas, SS/2B	Run, 60
28.	Brennon Lund, OF	Run, 60
29.	Williams Jerez, LHP	Fastball, 60
30.	John Swanda, RHP	FB/CB/Control, 50

HEAD-TO-HEAD SINCE 2000

YEAR	HOME	ROAD	OVERALL
2018	2-3	3-3	5-6
2017	3-2	2-3	5-5
2016	2-3	5-0	7-3
2015	3-2	3-2	6-4
2014	2-3	2-3	4-6
2013	2-3	1-4	3-7
2012	4-1	1-4	5-5
2011	5-0	2-3	7-3
2010	2-3	3-2	5-5
2009	8-2	2-3	10-5
2008	4-2	3-2	7-4
2007	5-5	1-4	6-9
2006	3-1	2-3	5-4
2005	3-0	3-4	6-4
2004	5-2	1-3	6-5
2003	3-1	2-2	5-3
2002	2-1	3-1	5-2
2001	5-4	5-2	10-6
2000	3-1	3-1	6-2

2000-18 66-39 (.629) 47-49 (.490) 113-88 (.562)



200 Coosa Street
Montgomery, AL 36104
Phone: (334) 323-2255
Fax: (334) 323-2225
www.BiscuitsBaseball.com

Parent Club (Since) Tampa Bay Rays (1999)
Years in Southern League 1965-80, 2004-Present
Division North
League Titles Seven
Last League Title 2007

2018 First Half Record 37-33 (.529), 2nd
2018 Second Half Record 42-28 (.600), 1st
2018 Overall Record 79-61 (.564), 1st
All-Time League Record 2,231-2,074 (.518)

CEO Lou DiBella
COO Brendon Porter
General Manager Michael Murphy
Broadcaster Chris Adams-Wall

Manager Morgan Ensberg
Pitching Coach R.C. Lichtenstein
Coach Gary Redus
Trainer Kris Russell

Stadium (Capacity) Riverwalk Stadium (7,000)
Opened 2004
Dimensions 314' - 401' - 332'

2019 Home Series June 20-24, July 22-26
2019 Road Series June 2-6, July 4-9

2018 Smokies vs. Montgomery 10-9
2018 Smokies vs. Montgomery (Series, W-L-T) 2-1-1
2018 Smokies vs. Montgomery (Home) 5-4
2018 Smokies vs. Montgomery (Road) 5-5

TAMPA BAY RAYS AFFILIATES

LEVEL	TEAM	LEAGUE	SINCE
AAA	Durham	International	1998
AA	Montgomery	Southern	1999
High-A	Charlotte	Florida State	2007
Low-A	Bowling Green	Midwest	2007
Single-A	Hudson Valley	New York-Penn	1996
Rookie	Princeton	Appachian	1997
Rookie	DSL Rays(1)	Dominican	
Rookie	GCL Rays	Gulf Coast	
Rookie	DSL Rays(2)	Dominican	

TAMPA BAY RAYS TOP 30 PROSPECTS

No.	Name	Highest Scout Grade
1.	Wander Franco, SS	Hit, 70
2.	Brent Honeywell, RHP	Screwball, 65
3.	Brendan McKay, LHP/2B	Control, 60 ... Arm, 60
4.	Jesus Sanchez, OF	Hit, 60
5.	Matthew Liberatore, LHP	Curveball, 60
6.	Ronaldo Hernandez, C	Arm, 60
7.	Vidal Brujan, 2B	Run, 70
8.	Nate Lowe, 1B	Hit/Power, 55
9.	Brandon Lowe, 2B/OF	All categories, 50
10.	Shane Baz, RHP	Fastball, 65
11.	Lucius Fox, SS	Run, 70
12.	Shane McClanahan, LHP	Fastball, 65
13.	Nick Solak, 2B/OF	Hit/Run, 55
14.	Moises Gomez, OF	Power/Arm, 55
15.	Joe McCarthy, OF/1B	Hit, 55
16.	Joshua Lowe, OF	Run/Arm/Field, 60
17.	Nick Schnell, OF	Arm, 60
18.	Colin Poche, LHP	Fastball, 65
19.	Tanner Dodson, RHP/OF	Fastball, 65 ... Arm, 60
20.	Taylor Walls, SS	Field, 60
21.	Resly Linares, LHP	Curveball, 55
22.	Anthony Banda, LHP	Fastball, 55
23.	Tyler Frank, 2B/SS	Hit/Arm, 55
24.	Drew Strotman, RHP	FB/SL/Control, 55
25.	Ian Gibaut, RHP	Fastball/Changeup, 60
26.	Austin Franklin, RHP	Curveball, 60
27.	Tobias Myers, RHP	Fastball/Curveball, 55
28.	Garrett Whitley, OF	Run, 60
29.	Tristan Gray, INF	Field, 55
30.	Alejandro Pie, SS	Run/Arm, 60

HEAD-TO-HEAD SINCE 2000

YEAR	HOME	ROAD	OVERALL
2018	5-4	5-5	10-9
2017	4-10	2-8	6-18
2016	3-7	4-11	7-18
2015	9-4	5-10	14-14
2014	3-2	3-2	6-4
2013	6-4	3-2	9-6
2012	2-3	3-2	5-5
2011	4-1	3-6	7-7
2010	2-2	5-4	7-6
2009	1-3	3-3	4-6
2008	2-8	5-5	7-13
2007	2-3	2-3	4-6
2006	3-2	1-4	4-6
2005	7-4	5-5	12-9
2004	2-2	2-2	4-4
2003	7-5	4-7	11-12
2002	3-5	5-5	8-10
2001	1-3	3-1	4-4
2000	8-4	2-6	10-10

2000-18 74-76 (.493) 65-91 (.417) 139-167 (.454)



PENSACOLA BLUE WAHOOS



351 West Cedar St.
Pensacola, FL 32502
Phone: (850) 934-8444
www.BlueWahoos.com

Parent Club (Since) Minnesota Twins (2019)
Years in Southern League 2012-Present
Division South
League Titles One
Last League Title 2017 (Co-Champs, Hurricane Irma)

2018 First Half Record 30-38 (.441), 3rd
2018 Second Half Record 39-30 (.565), 2nd
2018 Overall Record 69-68 (.504), 2nd
All-Time League Record 474-497 (.488)

Owner Quint and Rishy Studer & Bubba Watson
President Jonathan Griffith
Broadcaster Chris Garagiola
Media Relations Manager Daniel Venn

Manager Ramon Borrego
Pitching Coach Justin Willard
Pitching Coach Cibney Bello
Hitting Coach Steve Singleton
Trainer Davey Lacroix

Stadium (Capacity) Pensacola Bayfront Stadium (5,038)
Opened 2012
Dimensions 320' - 400' - 335'

2019 Home Series May 22-26
2019 Road Series June 12-16

2018 Smokies vs. Pensacola 4-5
2018 Smokies vs. Pensacola (Series, W-L-T) 1-1-0
2018 Smokies vs. Pensacola (Home) 1-3
2018 Smokies vs. Pensacola (Road) 3-2

MINNESOTA TWINS AFFILIATES

LEVEL	TEAM	LEAGUE	SINCE
AAA	Rochester	International	2003
AA	Chattanooga	Southern	2015
High-A	Fort Myers	Florida State	1992
Low-A	Cedar Rapids	Midwest	2013
Rookie	Elizabethton	Appalachian	1974
Rookie	GCL Twins	Gulf Coast	
Rookie	DSL Twins	Dominican	

MINNESOTA TWINS TOP 30 PROSPECTS

No.	Name	Highest Scout Grade
1.	Royce Lewis, SS	Run, 70
2.	Alex Kirilloff, OF	Hit, 65
3.	Brusdar Graterol, RHP	Fastball, 70
4.	Wander Javier, SS	Arm, 60
5.	Trevor Larnach, OF	Hit/Power/Arm, 55
6.	Brent Rooker, 1B/OF	Power, 60
7.	Jhoan Duran, RHP	Fastball, 65
8.	Lewis Thorpe, LHP	Fastball, 60
9.	Blayne Enlow, RHP	Fastball, 60
10.	Nick Gordon, SS	Arm/Field, 55
11.	Stephen Gonsalves, LHP	Changeup, 60
12.	Akil Badoo, OF	Run, 60
13.	Yunior Severino, 2B/SS	Arm, 55
14.	Jose Miranda, 2B/3B	Hit, 55
15.	Gilberto Celestino, OF	Field, 60
16.	Ryan Jeffers, C	Power/Arm, 55
17.	Luis Arraez, 2B	Hit, 55
18.	Jorge Alcala, RHP	Fastball, 70
19.	Jordan Balazovic, RHP	Fastball, 60
20.	Misael Urbina, OF	Run, 60
21.	Zack Littell, RHP	FB/CB/Control, 55
22.	Lamonte Wade, OF	Hit/Run/Arm/Field, 50
23.	Griffin Jax, RHP	Control, 60
24.	Ben Rortvedt, C	Arm/Field, 55
25.	Gabriel Maeli, OF	Run, 65
26.	Luke Raley, OF/1B	Power/Arm/Field, 55
27.	Dashawn Keirse, OF	Run, 60
28.	Travis Blankenhorn, 3B/2B	Arm, 50
29.	Michael Helman, 2B	Hit/Run/Arm, 50
30.	Luis Rijo, RHP	Control, 60

HEAD-TO-HEAD SINCE 2000

YEAR	HOME	ROAD	OVERALL
2018	1-3	3-2	4-5
2017	4-1	2-3	6-4
2016	3-2	1-4	4-6
2015	3-1	2-4	5-5
2014	3-2	1-4	4-6
2013	3-1	2-3	5-4
2012	4-1	4-1	8-2
2011	11-5	7-3	18-8
2010	5-6	8-1	13-7
2009	11-4	6-8	17-12
2008	5-5	5-9	10-14
2007	6-4	6-10	12-14
2006	13-2	7-8	20-10
2005	6-5	1-8	7-13
2004	6-6	7-9	13-15
2003	6-6	5-7	11-13
2002	6-6	8-4	14-10
2001	5-4	10-2	15-6
2000	4-4	6-14	10-18

2000-18 105-68 (.607) 91-104 (.467) 196-182 (.519)



Addison Russell

2018 SEASON IN REVIEW

FRONT OFFICE

2019 SMOKIES

SOUTHERN
LEAGUE

2018 SEASON
IN REVIEW

CHICAGO
CUBS

HISTORY &
RECORDS

MEDIA
INFORMATION



2018 SMOKIES SEASON NOTES & HIGHLIGHTS

Season Recap: The Tennessee Smokies finished in fourth place at the end of the second half season in 2018. Tennessee got off to a hot start in the second half, holding first place from July 1-16. But after a nine-game losing streak at the end of July, Tennessee found itself 4.5 games back at the beginning of August. Tennessee would get within four games of first place Montgomery on August 21, but ended up 11 games out of first place by the final game of the season against Pensacola on September 2. On July 28, the Smokies defeated the Chattanooga Lookouts on a walk-off grand slam by Wynton Bernard. 8,099 people were in attendance that night, marking the second-largest crowd in Smokies Stadium history.

Swarmers Named Cubs Minor League Pitcher of the Year: Smokies starter Matt Swarmer, 24, was named the Chicago Cubs Minor League Pitcher of the Year for the 2018 season. Swarmer went 9-8 with a 3.22 ERA (46 ER/128.2 IP) in 24 starts between Single-A Myrtle Beach and Double-A Tennessee. He struck out 135 batters while walking just 21, good for a 6.43 strikeout to walk ratio. He began the season with Myrtle Beach, going 5-2 with a 2.28 ERA (13 ER/51.1 IP) and 59 strikeouts in nine starts to earn Carolina League mid-season All-Star honors. He was named Cubs Minor League Pitcher of the Month in April after going 2-2 with a 1.74 ERA (4 ER/20.2 IP) in four starts. Promoted to Tennessee on June 5, Swarmer posted a 3.84 ERA (33 ER/77.1 IP) in 15 starts with the Smokies, striking out 76 batters and walking just 14.

All-Star Special: The Smokies had three representatives at the Southern League All-Star game in Birmingham last season. **Thomas Hatch, Craig Brooks and Jason Vosler** all made appearances in the game. Jeffrey Baez was also named to the All-Star team, but missed the game due to injury. After being subbed-in at third base midway through the game, Vosler was 0-for-2 at the plate. Hatch appeared in relief, pitching a scoreless inning with one strikeout. Brooks appeared later in the game, allowing three runs on four hits in 0.1 innings of work. Brooks and Vosler were promoted to AAA-Iowa the following week after the All-Star break. **Zack Short** was named to the Southern League Postseason All-Star Team. The shortstop tied for the team lead with 17 home runs in the 2018 season.

Giambrone's Historic Night: Smokies infielder **Trent Giambrone** had a career performance against the Jackson Generals on July 5th. The Tennessee second-baseman hit three home runs, including his first career grand slam. He tied the Southern League Record with nine RBIs in a single game. He's one of six players to achieve that feat. The last player to do it was Jacksonville's Jake Marisnick on May 30, 2013. Giambrone joins Tommie Reynolds (BIR - Sept. 9, 1964), Michael Reinbach (Asheville - June 12, 1972), Jose Canseco (Huntsville - June 24, 1985), Butch Garcia (Charlotte - Aug. 4, 1989) and Marisnick (JAX - May 30, 2013).

Higgins Cycles Pensacola: Smokies catcher P.J. Higgins went 4-for-4, completing Tennessee's first cycle in 13 years, in a 10-6 10-inning loss to Pensacola at Smokies Stadium. Higgins also walked, drove in three runs and scored twice. Entering Saturday's contest, Higgins was yet to find a triple or homer in 38 games since a promotion from Class A-Advanced Myrtle Beach. He was hitting .211 with the Smokies following a 2-for-16 funk that stretched over four games. After walking in the second inning, the 2015 12th-round pick slugged a two-out solo homer over the left-center field wall in the fourth. Higgins followed that by lining a double to right with one out in the sixth. With nobody out and runners on the corners in the eighth, the Connecticut native tripled to right field. And with two gone in the ninth, he singled into right-center to complete the cycle. **It was Tennessee's first cycle since Marland Williams had one against Huntsville on April 28, 2005.**

2018 SMOKIES STATISTICS



FRONT OFFICE

2019 SMOKIES

SOUTHERN LEAGUE

2018 SEASON IN REVIEW

CHICAGO CUBS

HISTORY & RECORDS

MEDIA INFORMATION

TEAM BATTING STATS

Player	POS	G	AB	R	H	2B	3B	HR	RBI	TB	BB	SO	SB	CS	OBP	SLG	AVG
Tyler Alamo	1B	5	16	1	4	1	0	0	0	5	1	4	1	0	.294	.313	.250
Jeffrey Baez	RF	88	256	40	67	14	2	7	30	106	29	81	16	8	.346	.414	.262
Yasiel Balaguert	1B	121	450	40	103	24	1	8	57	153	27	82	1	0	.270	.340	.229
Wynton Bernard	CF	37	105	13	31	2	0	2	9	39	10	20	14	2	.362	.371	.295
Kris Bryant	3B	2	6	2	2	0	0	1	3	5	0	2	0	0	.333	.833	.333
Charcer Burks	LF	125	437	68	100	16	4	6	33	142	60	127	14	5	.330	.325	.229
Erick Castillo	C	42	140	10	26	4	0	2	15	36	7	22	0	0	.235	.257	.186
Trent Giambrone	2B	116	398	56	100	20	2	17	49	175	46	89	26	9	.333	.440	.251
P.J. Higgins	C	41	145	14	35	5	1	1	15	45	12	27	1	0	.306	.310	.241
Jesse Hodges	3B	100	307	22	61	17	1	3	26	89	21	96	1	1	.252	.290	.199
Vimal Machin	2B	79	250	30	55	10	1	5	28	82	39	54	2	1	.330	.328	.220
Trey Martin	CF	70	227	40	56	16	1	7	30	95	35	75	12	4	.343	.419	.247
Eddy Martinez	RF	119	411	42	91	21	3	12	54	154	31	91	5	1	.276	.375	.221
Connor Myers	CF	39	129	17	29	2	1	1	6	36	11	43	4	3	.289	.279	.225
Carlos Penalver	2B	25	67	7	11	0	1	1	6	16	6	12	0	2	.233	.239	.164
Will Remillard	C	14	46	4	14	3	0	1	5	20	2	15	0	0	.333	.435	.304
Ian Rice	C	88	272	43	68	17	0	8	30	109	52	85	1	0	.386	.401	.250
Zack Short	SS	124	436	68	99	28	2	17	59	182	82	136	8	3	.356	.417	.227
Daniel Spingola	LF	5	15	4	4	1	0	0	1	5	3	7	1	0	.450	.333	.267
Jason Vosler	3B	66	235	33	56	18	1	12	46	112	37	70	1	0	.351	.477	.238

Team Total		138	4463	562	1025	224	21	111	514	1624	516	1187	108	39	.315	.364	.230
------------	--	-----	------	-----	------	-----	----	-----	-----	------	-----	------	-----	----	------	------	------

TEAM PITCHING STATS

Player	W	L	ERA	G	GS	CG	SHO	SV	IP	H	R	ER	HR	SO	WHIP	HLD	GF
Jeffrey Baez	0	1	18.00	1	0	0	0	0	1.0	3	3	2	1	0	2	1	5.00
Craig Brooks	2	2	3.00	23	0	0	0	5	30.0	19	11	10	2	1	9	41	0.93
James Buckelew	0	2	4.26	11	1	0	0	0	25.1	28	12	12	3	1	11	17	1.54
Trevor Clifton	3	4	2.86	12	12	0	0	0	56.2	41	24	18	0	8	23	45	1.13
Oscar De La Cruz	6	7	5.24	16	16	1	0	0	77.1	76	45	45	8	14	31	73	1.38
Brian Duensing	0	0	0.00	1	0	0	0	0	1.0	0	0	0	0	0	0	0	0.00
Scott Effross	2	6	5.97	44	0	0	0	1	63.1	83	45	42	7	3	20	60	1.63
Thomas Hatch	8	6	3.82	26	26	2	1	0	143.2	127	62	61	16	15	61	117	1.31
Zach Hedges	5	2	2.30	29	1	0	0	1	62.2	53	17	16	4	0	10	46	1.01
Brad Markey	0	0	1.64	9	0	0	0	0	11.0	9	2	2	1	0	5	14	1.27
Ryan McNeil	0	0	7.71	9	0	0	0	0	11.2	11	10	10	3	0	14	7	2.14
Dakota Mekkes	3	0	0.81	16	0	0	0	8	22.1	9	6	2	1	1	13	30	0.99
Jordan Minch	1	4	3.98	27	0	0	0	0	40.2	37	22	18	6	2	21	26	1.43
Preston Morrison	1	1	4.50	33	1	0	0	0	58.0	51	33	29	8	3	17	51	1.17
Tommy Nance	1	1	3.48	15	0	0	0	0	20.2	14	10	8	1	0	11	20	1.21
James Norwood	1	2	2.48	25	0	0	0	2	32.2	25	10	9	2	2	12	36	1.13
Carlos Penalver	0	0	9.00	1	0	0	0	0	1.0	2	1	1	0	0	0	0	2.00
James Pugliese	0	2	18.56	6	0	0	0	0	5.1	15	11	11	0	0	6	5	3.94
Duncan Robinson	7	4	3.31	24	24	0	0	0	130.2	142	61	48	9	6	22	111	1.26
Michael Rucker	9	6	3.73	26	26	0	0	0	132.2	111	62	55	17	10	38	118	1.12
Wyatt Short	5	3	3.30	22	0	0	0	2	30.0	29	17	11	4	4	8	28	1.23
Daniel Spingola	0	0	3.86	2	0	0	0	0	2.1	2	1	1	1	0	0	1	0.86
Justin Steele	0	1	3.60	2	2	0	0	0	10.0	8	4	4	1	1	3	7	1.10
Jake Stinnett	0	6	4.91	42	0	0	0	6	51.1	53	30	28	8	2	22	57	1.46
Matt Swammer	4	6	3.84	15	15	0	0	0	77.1	70	35	33	8	0	14	76	1.09
Keegan Thompson	6	3	4.06	13	13	0	0	0	62.0	66	29	28	3	3	21	54	1.40
Daury Torrez	3	2	3.75	25	1	0	0	1	48.0	56	21	20	4	3	12	35	1.42
Allen Webster	0	0	0.00	4	0	0	0	3	4.2	3	0	0	0	0	1	9	0.86

Team Total	67	71	3.88	138	3	10	29	1209.1	1138	583	521	117	79		1.28	47	135
------------	----	----	------	-----	---	----	----	--------	------	-----	-----	-----	----	--	------	----	-----



SMOKIES DAY-BY-DAY RESULTS

2018 SMOKIES FIRST HALF DAY-BY-DAY (36-34, 4th)

DATE:	OPP	W-L/SCORE	WP	W-L	LP	W-L	SAVE:	#	TOG	ATT	REC	POS.	GB
4/5	@ MIS	L/0-3	Mader	(1-0)	Clifton	(0-1)			2:30	3,717	0-1	T-4	1.0
4/6	@ MIS	W/7-2	Hedges	(1-0)	Toussaint	(0-1)			2:43	1,565	1-1	T-4	1.0
4/7	@ MIS	L/5-7	Graham	(1-0)	Pugliese	(0-1)	Hursh	(1)	2:32	2,048	1-2	T-4	1.0
4/8	@ MIS	L/3-5	Leyva	(1-0)	De La Cruz	(0-1)	Mader	(1)	2:42	1,645	1-3	T-4	2.0
4/9	@ MIS	W/5-4	Rucker	(1-0)	Sanchez	(0-1)	Brooks	(1)	3:08	4,520	2-3	T-3	2.0
4/11	vs. JXN	L/4-6	Young	(2-0)	Clifton	(0-2)	Lopez	(1)	2:39	3,906	2-4	T-3	3.0
4/12	vs. JXN	L/3-4	Speier	(1-0)	Stinnett	(0-1)			2:48	5,481	2-5	T-3	4.0
4/13	vs. JXN	W/6-5 (11)	Mekkes	(1-0)	Lopez	(0-1)			3:43	5,431	3-5	T-3	4.0
4/14	vs. JXN	L/10-2	Lewis	(1-1)	De La Cruz	(0-2)			2:48	4,524	3-6	4 th	4.0
4/15	vs. JXN	L/10-7*	Lewis	(2-1)	Rucker	(1-1)	Lopez	(2)	3:35	1,844	29-27	3 rd	3.0
4/16	@ MTG	W/7-2	Clifton	(1-2)	Cabrera	(0-2)	Mekkes	(1)	3:01	1,822	4-6	4 th	4.0
4/17	@ MTG	W/6-1 (10)	Torrez	(1-0)	Alaniz	(1-1)			2:53	2,137	5-6	4 th	4.5
4/18	@ MTG	W/4-2	Hatch	(1-0)	Martin	(0-3)	Mekkes	(2)	2:42	2,692	6-6	3 rd	4.0
4/19	@ MTG	W/5-1	De La Cruz	(1-2)	Karalus	(0-1)			2:36	4,128	7-6	3 rd	4.0
4/20	@ MTG	L/7-2	Moss	(1-1)	Rucker	(1-1)			2:24	4,087	7-7	3 rd	5.0
4/21	vs. JAX	W/4-3 (10)	Brooks	(1-0)	Crescentini	(0-2)			2:47	5,229	8-7	3 rd	5.0
4/22	vs. JAX	L/11-5	Poteet	(1-1)	Robinson	(0-1)	De La Rosa	(1)	2:39	3,764	8-8	3 rd	5.5
4/23	vs. JAX	W/2-1	Hatch	(2-0)	Duval	(0-2)	Mekkes	(3)	2:31	1,961	9-8	2 nd	6.0
4/24	vs. JAX	L/5-4	Strally	(1-0)	De La Cruz	(1-3)	Mahoney	(1)	2:31	1,924	9-9	3 rd	5.5
4/25	vs. JAX	L/4-2	Neldert	(2-1)	Rucker	(1-2)	Crescentini	(2)	2:32	2,361	9-10	3 rd	6.0
4/27	@ CHATT	W/6-1	Clifton	(2-2)	Thorpe	(0-3)			2:51	4,332	10-10	3 rd	5.5
4/28	@ CHATT	L/4-6	Van Steensel	(3-1)	Effross	(0-1)	Ramirez	(4)	3:06	4,748	10-11	4 th	5.5
4/29 (G1)	@ CHATT	W/3-2	Hatch	(L-0)	Littell	(0-3)	Mekkes	(4)	2:00	N/A	11-11	2 nd	5.0
4/29 (G2)	@ CHATT	W/3-2	De La Cruz	(2-3)	Clay	(0-2)			1:32	4,341	12-11	2 nd	5.0
4/30	@ CHATT	L/4-3	Ramirez	(1-1)	Norwood	(0-1)			2:57	3,141	12-12	3 rd	5.0
5/2	vs. BIR	L/8-3	Dunning	(2-0)	Clifton	(2-3)			3:07	3,257	12-13	4 th	5.0
5/3	vs. BIR	W/8-5	Robinson	(1-1)	Adams	(1-3)	Mekkes	(5)	2:55	3,392	12-13	3 rd	5.0
5/4	vs. BIR	L/5-4	Stephens	(3-3)	Hatch	(3-1)	Hamilton	(5)	2:46	4,626	13-14	4 th	5.0
5/5	vs. BIR	W/3-1	De La Cruz	(3-3)	Guerrero	(1-3)	Brooks	(2)	2:43	3,843	14-14	3 rd	5.0
5/6	vs. BIR	W/6-2	Rucker	(2-2)	Clarkin	(3-3)			2:40	4,493	15-14	3 rd	4.0
5/7	@ JAX	W/3-0	Clifton	(3-3)	Neldert	(2-3)	Norwood	(1)	2:37	2,978	16-14	3 rd	3.0
5/8	@ JAX	W/2-1 (10)	Brooks	(2-0)	Crescentini	(1-4)	Mekkes	(6)	3:04	2,058	17-14	3 rd	2.0
5/9	@ JAX	L/3-2 (10)	Kinley	(2-0)	Stinnett	(0-2)			2:28	2,762	17-15	3 rd	2.5
5/10	@ JAX	W/7-3	De La Cruz	(4-3)	Poteet	(2-3)			2:47	5,536	18-15	3 rd	2.5
5/11	@ JAX	W/7-2	Rucker	(3-2)	Duval	(1-4)			2:40	9,481	19-15	3 rd	2.5
5/12	@ CHATT	L/6-9	Crosby	(1-0)	Pugliese	(0-2)	Van Steensel	(3)	3:00	5,763	19-16	3 rd	3.5
5/13	@ CHATT	W/11-10 (12)	Torrez	(2-0)	Clay	(1-3)			3:37	1,686	20-16	3 rd	2.5
5/14	@ CHATT	L/6-2	Bencomo	(3-0)	Hatch	(3-2)			2:13	4,450	20-17	3 rd	3.5
5/15	@ CHATT	L/11-3	LeBlanc	(6-1)	De La Cruz	(4-4)			3:11	2,453	20-18	3 rd	4.5
5/16	@ CHATT	L/8-6	Jay	(1-0)	Torres	(2-1)	Clay	(1)	2:23	4,409	20-19	3 rd	5.5
5/17	vs. MISS	L/9-5	Leyva	(2-0)	Effross	(0-2)			3:00	7,546	20-20	3 rd	6.5
5/19 G1	vs. MISS	W/4-3 (10)	Mekkes	(2-0)	Webb	(1-2)			2:34	6,460	21-20	3 rd	5.5
5/19 G1	vs. MISS	W/4-0	Hatch	(4-2)	Toussaint	(2-3)			1:50	6,460	22-20	3 rd	5.5
5/20	vs. MISS	L/7-4	Santiago	(0-0)	De La Cruz	(4-5)			2:36	3,981	22-21	3 rd	5.5
5/21	vs. MISS	W/3-2	Rucker	(4-2)	Franco	(1-4)	Brooks	(3)	2:19	5,905	23-21	3 rd	4.5
5/23	@ PNS	W/5-4 (11)	Mekkes	(3-0)	Reyes	(0-8)	Effross	(1)	4:12	4,101	24-21	3 rd	3.5
5/24	@ PNS	L/5-7	Norwood	(0-2)	Martinez	(1-0)	Bernardino	(2)	2:04	3,998	24-22	3 rd	3.5
5/25	@ PNS	L/2-0	Varner	(2-0)	Hatch	(4-3)	Chacin	(1)	2:18	4,201	24-23	3 rd	4.5
5/26	@ PNS	W/5-0	De La Cruz	(5-5)	Gutierrez	(1-7)			2:29	5,038	25-23	3 rd	4.5
5/27	@ PNS	W/11-6	Morrison	(1-0)	Strahan	(4-4)			3:04	3,009	26-23	3 rd	3.5
5/30	vs. MOB	L/5-1	Lillis-White	(1-0)	Brooks	(2-1)			2:37	2,441	26-24	3 rd	4.0
5/31	vs. MOB	W/4-2	Robinson	(2-1)	Rodriguez	(4-5)	Mekkes	(7)	1:40	3,472	27-24	3 rd	3.0
6/1	vs. MOB	W/9-1	Hatch	(5-3)	Gatto	(0-2)			1:53	N/A	28-24	3 rd	2.5
6/1	vs. MOB	L/4-2	Klonowski	(2-0)	Effross	(0-3)	Stevens	(2)	1:40	4,852	28-25	3 rd	2.5
6/2	vs. MOB	L/0-1	Lillis-White	(2-0)	De La Cruz	(5-6)	Custred	(3)	2:10	6,084	28-26	3 rd	3.5
6/3	@ JXN	W/4-0	Rucker	(5-2)	Donatella	(3-3)	Mekkes	(8)	2:55	1,544	29-26	3 rd	3.5
6/4	@ JXN	L/2-1	Ginkel	(1-0)	Clifton	(3-4)	Gibson	(2)	2:17	993	29-28	3 rd	4.0
6/5	@ JXN	W/10-2	Robinson	(3-1)	Takahashi	(0-1)			3:15	818	30-28	3 rd	2.5
6/6	@ JXN	W/7-5 (10)	Nance	(1-0)	Lopez	(1-4)			3:07	901	31-28	3 rd	2.0
6/7	@ JXN	L/6-5 (10)	Goldberg	(1-0)	Effross	(0-4)			3:39	1,627	31-29	3 rd	2.0
6/8	vs. BIR	L/6-3 (10)	Turner	(3-1)	Nance	(1-1)			2:57	5,858	31-30	4 th	2.0
6/9	vs. BIR	L/3-1	Dunning	(4-2)	Rucker	(5-4)	Ruiz	(2)	2:35	6,389	31-31	4 th	3.0
6/10	vs. BIR	W/3-2	Hedges	(2-0)	Hamilton	(2-1)			2:26	4,319	32-31	4 th	3.0
6/11	vs. BIR	W/5-3	Effross	(1-4)	Johansen	(1-2)	Brooks	(4)	2:30	3,287	33-31	4 th	2.0
6/12	vs. BIR	L/11-10 (11)	Ruiz	(2-0)	Minch	(0-1)	Hamilton	(11)	4:07	3,239	33-32	4 th	2.5
6/13	vs. MTG	W/6-4	Effross	(2-4)	Martin	(4-8)	Brooks	(5)	3:01	3,402	34-32	4 th	2.5
6/14	vs. MTG	W/5-4 (10)	Minch	(1-1)	Hall	(0-1)			3:08	3,942	35-32	4 th	2.5
6/15	vs. MTG	L/7-5 (11)	Hall	(1-1)	Hedges	(2-1)	Ott	(2)	3:49	5,785	35-33	4 th	3.5
6/16	vs. MTG	L/8-4	Lee	(8-1)	Hatch	(5-4)			2:34	6,469	35-34	4 th	3.5
6/17	vs. MTG	W/6-5	Norwood	(1-2)	Espinal	(0-1)			3:08	4,488	36-34	4 th	3.5

SMOKIES DAY-BY-DAY RESULTS



2018 SMOKIES SECOND HALF DAY-BY-DAY (30-37, 4TH)

DATE:	OPP	W-L/SCORE	WP	W-L	LP	W-L	SAVE: #	TOG	ATT	REC	POS.	GB
6/21	@ MOB	W/4-2	Rucker (6-4)	Almeida (2-2)	Norwood (2)	2:31	804	37-34	T-1 st	--		
6/22	@ MOB	L/6-7	Custred (3-3)	Brooks (2-2)		3:09	2,107	37-35	T-3 rd	1.0		
6/23	@ MOB	L/14-3	Rodriguez (6-7)	Thompson (0-1)		3:04	1,339	37-36	T-3 rd	2.0		
6/24	@ MOB	L/9-0	Castillo (5-4)	Swarmar (0-1)		2:35	595	37-37	T-4 th	2.0		
6/25	@ MOB	W/11-3	Robinson (4-1)	Gatto (1-3)		2:41	610	38-37	T-4 th	1.0		
6/26	@ MOB	W/4-2	Hatch (6-4)	Alexander (0-1)	Stinnett (1)	2:46	575	39-37	2 nd	1.0		
6/28	vs. CHA	W/7-5	W. Short (1-0)	Stashak (1-1)	Stinnett (2)	2:22	3,371	40-37	T-1 st	--		
6/29	vs. CHA	L/7-2	Eades (3-2)	De La Cruz (5-7)		2:58	6,840	40-38	T-2 nd	1.0		
6/30	vs. CHA	W/2-0	Thompson (1-1)	Enns (0-1)	Stinnett (3)	2:02	5,614	41-38	2 nd	1.0		
7/1	vs. CHA	W/5-3	Robinson (5-1)	Marzi (0-5)	Stinnett (4)	2:39	3,951	42-38	T-1 st	--		
7/2	vs. CHA	W/5-4 (10)	W. Short (2-0)	Harper (0-2)		2:43	3,646	43-38	T-1 st	--		
7/3	vs. CHA	W/5-3	Hedges (3-1)	Eades (3-3)		2:25	7,409	44-38	T-1 st	--		
7/4	@ JXN	L/9-8 (12)	Ellington (1-0)	Baez (0-1)		4:11	4,027	44-39	T-1 st	--		
7/5	@ JXN	W/16-3	De La Cruz (6-7)	Atkinson (3-8)		3:03	1,098	45-39	T-1 st	--		
7/7	@ JXN	W/1-0 (7)	Thompson (2-1)	Widener (4-5)	Short (1)	2:03	2,500	46-39	1 st	--		
7/7	@ JXN	W/3-1 (7)	Hedges (4-1)	Lopez (2-5)		2:21	2,500	47-39	1 st	--		
7/8	vs. MTG	L/7-1	Martin (6-9)	Robinson (5-2)		2:34	4,386	47-40	1 st	--		
7/9	vs. MTG	W/6-2	Swarmar (1-1)	Lawson (2-1)		2:29	7,613	48-40	1 st	--		
7/10	vs. MTG	L/4-3 (11)	Espinal (1-1)	W. Short (2-1)		3:10	6,698	48-41	1 st	--		
7/11	vs. MTG	W/4-2	Rucker (7-4)	Cabrera (6-5)	Stinnett (5)	2:15	3,690	49-41	1 st	--		
7/12	vs. BIR	L/8-5	Burr (3-2)	Minch (1-2)	Ruiz (7)	3:11	5,620	49-42	1 st	--		
7/13	vs. BIR	L/11-2	Thompson (1-0)	Morrison (1-1)		3:10	5,908	49-43	1 st	--		
7/14	vs. BIR	L/3-0	Lambert (3-1)	Swarmar (1-2)	Ruiz (8)	2:43	6,059	49-44	T-1 st	--		
7/15	vs. BIR	W/7-6	Torrez (3-1)	Brennan (2-2)		2:50	4,477	50-44	1 st	--		
7/16	vs. BLX	L/9-2	Banks (1-1)	Hedges (4-2)		2:52	4,336	50-45	T-1 st	--		
7/19	@ BLX	L/2-1 (7)	Griep (2-1)	Stinnett (0-3)		1:41	2,545	50-46	3 rd	.5		
7/19	@ BLX	L/4-1 (7)	Medeiros (7-4)	Bucklelew (0-1)	Olczak (2)	1:44	2,545	50-47	3 rd	1.0		
7/20	@ BLX	L/8-2	Ponce (6-4)	W. Short (2-2)		2:31	3,567	50-48	3 rd	2.0		
7/21	@ BLX	L/4-1	Diplan (1-1)	Swarmar (1-3)	Griep (25)	2:37	2,513	50-49	T-3 rd	2.0		
7/22	@ BLX	L/7-5	Kuntz (3-2)	Stinnett (0-4)		2:30	2,025	50-50	T-3 rd	3.0		
7/23	@ BIR	L/7-3	Brennan (3-2)	Rucker (7-5)	Turner (4)	2:51	2,877	50-51	4 th	4.0		
7/24	@ BIR	L/6-4	Ruiz (3-1)	Minch (1-3)	Burr (2)	2:55	5,023	50-52	4 th	5.0		
7/25	@ BIR	L/9-1	Cease (2-0)	Robinson (5-3)		2:33	3,837	50-53	4 th	6.0		
7/26	@ BIR	W/7-3	Swarmar (2-3)	Tomshaw (4-5)		2:50	6,020	51-53	4 th	5.0		
7/27	@ BIR	L/5-2	Brennan (4-2)	Short (2-3)	Ruiz (9)	2:38	6,722	51-54	4 th	6.0		
7/28	vs. CHA	W/4-1	Hedges (5-2)	Jay (3-2)		2:38	8,099	52-54	4 th	5.0		
7/29	vs. CHA	W/8-3	Thompson (3-1)	Bencomo (5-6)	Torrez (1)	3:11	4,914	53-54	4 th	4.0		
7/30	vs. CHA	L/3-0	Poppen (4-5)	Robinson (5-4)	Stashak (2)	2:30	4,582	53-55	4 th	4.0		
8/2	@ JXN	L/4-3	Mark (1-0)	Bucklelew (0-2)	Lopez (9)	2:35	1,105	53-56	4 th	4.5		
8/3	@ JXN	L/1-0	Jeter (2-1)	Stinnett (0-5)		2:39	1,092	53-57	T-4 th	4.5		
8/4	@ JXN	W/7-1	Rucker (8-5)	Donatella (5-7)		2:39	5,210	54-57	4 th	4.5		
8/5	@ JXN	W/7-2	Thompson (4-1)	Enright (0-1)		3:21	1,240	55-57	4 th	4.5		
8/6	@ JXN	W/2-1	Robinson (6-4)	Gibson (2-3)		2:27	958	56-57	4 th	4.5		
8/8	vs. BLX	W/6-1	Swarmar (3-3)	Diplan (1-3)		2:27	2,463	57-57	3 rd	4.5		
8/9	vs. BLX	L/5-0	Harber (1-0)	Hatch (6-5)		2:27	2,510	57-58	4 th	5.5		
8/10	vs. BLX	L/3-2	Kuntz (4-2)	Stinnett (0-6)		2:29	4,455	57-59	4 th	5.5		
8/11	vs. BLX	W/7-0	Thompson (5-1)	Davies (0-1)		2:48	6,107	58-59	4 th	5.5		
8/12	vs. BLX	W/5-0	Robinson (7-4)	Jankins (9-8)	W. Short (2)	2:05	4,903	59-59	4 th	5.5		
8/14	@ BIR	L/2-0	Banks (3-4)	Swarmar (3-4)	Ruiz (12)	2:22	4,136	59-60	4 th	6.5		
8/15	@ BIR	W/11-0	Hatch (7-5)	Tomshaw (4-7)	Webster (1)	2:31	3,263	60-60	T-2 nd	6.0		
8/16	@ BIR	W/11-1	Rucker (9-5)	Johansen (1-3)		3:09	6,709	61-60	2 nd	6.0		
8/17	@ BIR	L/6-1	Thompson (3-0)	Thompson (5-2)		2:53	4,677	61-61	T-2 nd	6.0		
8/18	@ BIR	W/2-1	W. Short (3-3)	Clark (1-3)	Webster (2)	2:17	4,834	62-61	T-2 nd	5.0		
8/19	vs. JXN	W/3-1	Swarmar (4-4)	Vargas (0-3)	Webster (3)	2:23	5,138	63-61	2 nd	5.0		
8/20	vs. JXN	W/4-1	Hatch (8-5)	Jeter (2-2)	Hedges (1)	2:39	3,264	64-61	2 nd	4.0		
8/21	vs. JXN	L/6-2	Ginkel (4-0)	Rucker (9-6)		3:17	3,114	64-62	2 nd	4.0		
8/22	vs. JXN	L/6-2	Duplantier (5-1)	Effross (2-5)		2:55	4,371	64-63	T-2 nd	5.0		
8/23	vs. JXN	L/2-1	Donatella (6-8)	Torrez (3-2)	Blazek (1)	2:33	4,478	64-64	4 th	5.0		
8/24	@ MTG	L/10-2	Martin (8-10)	Swarmar (4-5)		2:57	5,043	64-65	4 th	6.0		
8/25	@ MTG	L/6-5	Burke (6-1)	Steele (0-1)	Espinal (9)	2:47	5,334	64-66	4 th	7.0		
8/26	@ MTG	L/3-1	McWilliams (5-7)	Hatch (8-6)	Taylor (5)	2:50	2,819	64-67	4 th	8.0		
8/27	@ MTG	W/3-1	W. Short (4-3)	Espinal (3-3)		2:23	2,543	65-67	4 th	7.0		
8/28	@ MTG	L/9-5	Snow (1-0)	Thompson (5-3)		2:58	3,369	65-68	4 th	8.0		
8/30	vs. PNS	L/5-1 (8)	Varner (9-3)	Swarmar (4-6)		2:30	3,470	65-69	4 th	9.0		
8/31	vs. PNS	W/3-2 (10)	W. Short (5-3)	Powers (2-2)		2:40	5,643	66-69	4 th	9.0		
9/1	vs. PNS	L/10-6	Leyer (6-3)	Minch (1-4)		3:32	5,547	66-70	4 th	9.5		
9/2	vs. PNS	L/4-3	Howard (2-0)	Effross (2-6)	Powers (18)	2:59	5,728	66-71	4 th	11.0		
9/3	vs. PNS	W/3-0	Thompson (6-3)	Strahan (7-12)		2:24	4,440	67-71	4 th	10.0		

FRONT OFFICE

2019 SMOKIES

SOUTHERN LEAGUE

2018 SEASON IN REVIEW

CHICAGO CUBS

HISTORY & RECORDS

MEDIA INFORMATION



2018 PLAYER TRANSACTIONS

FRONT OFFICE

2019 SMOKIES

SOUTHERN LEAGUE

2018 SEASON IN REVIEW

CHICAGO CUBS

HISTORY & RECORDS

MEDIA INFORMATION

Date	Player	From	To	Date	Player	From	To
4/11	James Pugliese	Tennessee	DL	6/25	Zach Hedges	Iowa	Tennessee
4/11	Daury Torrez	MB	Tennessee	6/25	Wyatt Short	MB Beach	Tennessee
4/14	Zach Hedges	Tennessee	Iowa	6/26	Jeffrey Baez	DL	Tennessee
4/14	Tommy Nance	EUG	Tennessee	7/1	Trey Martin	Tennessee	Iowa
4/24	Preston Morrison	Tennessee	TUI	7/1	Erick Castillo	DL	Tennessee
5/2	Jake Stinnett	Tennessee	DL	7/1	Connor Myers	MB	Tennessee
5/3	James Pugliese	DL	Tennessee	7/4	Erick Castillo	Tennessee	Iowa
5/6	Ian Rice	Tennessee	DL	7/5	Ryan McNeil	Tennessee	Cut
5/8	Zach Hedges	Tennessee	Iowa	7/5	James Buckelew	Free Agent	Tennessee
5/8	Jake Stinnett	DL	Tennessee	7/6	Oscar De La Cruz	Tennessee	Suspended
5/9	Preston Morrison	Tennessee	Iowa	7/6	Daury Torrez	Iowa	Tennessee
5/14	Will Remillard	Tennessee	DL	7/9	Kris Bryant	DL	Rehab
5/15	Ian Rice	DL	Tennessee	7/10	Brian Duensing	DL	Rehab
5/16	Carlos Penalver	Tennessee	Cut	7/10	Eddie Butler	DL	Rehab
5/17	James Pugliese	Tennessee	Cut	7/11	Will Remillard	Tennessee	Iowa
5/23	Daury Torrez	Tennessee	DL	7/11	P.J. Higgins	MB	Tennessee
5/23	Zach Hedges	Iowa	Tennessee	7/11	Jeffrey Baez	DL	Tennessee
5/26	Zach Hedges	Tennessee	Iowa	7/18	Wynton Bernard	Iowa	Tennessee
5/26	Preston Morrison	DL	Tennessee	8/4	Jeffrey Baez	DL	Tennessee
6/5	Trevor Clifton	Tennessee	Iowa	8/4	Trent Giambrone	Tennessee	DL
6/5	Dakota Mekkes	Tennessee	Iowa	8/9	Connor Myers	DL	Tennessee
6/5	Jordan Minch	MB	Tennessee	8/9	Allan Webster	AZL	Tennessee
6/5	Zach Hedges	Iowa	Tennessee	8/12	James Buckelew	Tennessee	Myrtle Beach
6/6	Will Remillard	DL	Tennessee	8/12	Brad Markey	Iowa	Tennessee
6/6	Erick Castillo	Tennessee	DL	8/14	Trent Giambrone	DL	Tennessee
6/7	Matt Swarmer	MB	Tennessee	8/14	Daury Torrez	Tennessee	DL
6/7	Ryan McNeil	Tennessee	DL	8/18	Ian Rice	Tennessee	DL
6/21	Zach Hedges	Tennessee	Iowa	8/18	Connor Myers	DL	Tennessee
6/21	Keegan Thompson	MB	Tennessee	8/21	Daury Torrez	DL	Tennessee
6/25	Jason Vosler	Tennessee	Iowa	8/21	Justin Steele	MB	Tennessee
6/25	James Norwood	Tennessee	Iowa	8/21	Duncan Robinson	Tennessee	Iowa
6/25	Craig Brooks	Tennessee	Iowa	8/21	Allan Webster	Tennessee	Iowa
				8/25	Yasiel Balaguer	Tennessee	DL
				8/25	Tyler Alamo	MB	Tennessee

SMOKIES RECORD BREAKDOWN



TENNESSEE VS. THE SOUTHERN LEAGUE

FRONT OFFICE

2019 SMOKIES

SOUTHERN LEAGUE

2018 SEASON
IN REVIEW

CHICAGO CUBS

HISTORY & RECORDS

MEDIA INFORMATION

<i>NORTH</i>	Montgomery	Chattanooga	Birmingham	Jackson	<i>Totals</i>	
HOME	5-4	7-2	6-9	3-7	20-22	
ROAD	5-5	4-6	4-6	9-5	23-21	
DAY	1-1	2-2	2-0	1-2	6-5	
NIGHT	9-8	8-6	8-15	11-10	36-39	
SHO	0-0	1-0	0-0	2-0	3-0	
XTRA	0-1	2-0	0-2	0-1	2-4	
LHP	3-2	4-2	6-6	0-1	13-11	
RHP	7-7	7-6	4-9	12-11	30-33	
DH	0-0	2-0	0-0	2-0	4-0	
<i>SOUTH</i>	Jacksonville	Mobile	Mississippi	Pensacola	Biloxi	<i>Totals</i>
HOME	2-3	2-3	3-2	1-3	3-2	11-13
ROAD	4-1	3-3	3-2	3-2	0-5	13-13
DAY	0-3	0-0	2-3	1-0	0-0	3-6
NIGHT	6-1	4-6	4-2	3-4	3-7	20-20
SHO	1-0	0-1	0-1	1-1	0-0	2-3
XTRA	2-1	0-0	1-0	1-0	0-0	4-1
LHP	0-0	0-0	1-0	0-2	0-3	1-5
RHP	6-4	4-6	5-5	4-3	3-3	22-22
DH	0-0	1-1	3-1	0-0	0-2	4-4

2018 SMOKIES GAME-HIGH STATISTICS

STAT	SMOKIES	OPPONENT
HITS	16 (@ Jackson -- June 5)	17 (Jacksonville -- April 22)
RBI	16 (@ Jackson -- July 5)	12 (Mobile -- June 23)
2B	5 (@ Pensacola -- May 27)	5 (Birmingham -- 5/4 & 6/23)
3B	2 (vs. Birmingham -- May 3)	2 (Twice)
HR	5 (vs. Jackson -- July 5)	4 (Birmingham -- May 2)
SB	4 (@ Montgomery -- April 16)	3 (Montgomery -- April 18 & Chattanooga -- June 29)
K	16 (@ Mississippi -- April 6)	13 (Birmingham -- June 12)



SOUTHERN LEAGUE BATTING LEADERS

Team Batting	G	AB	R	H	2B	3B	HR	RBI	TB	BB	SO	SB	CS	OBP	SLG	AVG	OPS
Jackson	139	4704	627	1233	240	38	83	560	1798	464	1123	122	54	.336	.382	.262	.719
Montgomery	140	4730	699	1217	239	45	106	655	1864	502	1034	159	56	.333	.394	.257	.727
Mobile	136	4403	643	1126	217	36	101	588	1718	527	1102	127	59	.340	.390	.256	.730
Chattanooga	137	4540	601	1157	217	32	107	560	1759	440	1064	64	30	.326	.387	.255	.714
Biloxi	140	4489	581	1083	216	28	145	535	1790	490	1164	129	33	.322	.399	.241	.721
Mississippi	138	4396	541	1054	209	33	74	488	1551	390	1185	73	31	.308	.353	.240	.660
Pensacola	137	4478	572	1071	203	37	106	516	1666	438	1248	102	45	.313	.372	.239	.685
Birmingham	138	4471	572	1068	209	25	119	543	1684	482	1346	82	43	.319	.377	.239	.696
Jacksonville	137	4429	524	1040	199	23	104	471	1597	445	1308	125	45	.312	.361	.235	.673
Tennessee	138	4463	562	1025	224	21	111	514	1624	516	1187	108	39	.315	.364	.230	.678

BATTING TOP TEN (MINIMUM 2.7 PA / TEAM GAME)								
BATTER	CLUB	AVG	G	AB	R	H	HR	RBI
Medrano, Kevin	Jackson	.331	96	369	54	122	4	48
Wiel, Zander	Chattanooga	.311	101	386	53	120	7	58
Westbrook, Jamie	Jackson	.287	107	408	65	117	15	68
Solak, Nick	Montgomery	.282	126	478	65	135	19	76
Valenzuela, Luis	Mississippi	.282	114	369	42	104	2	42
Flores, Rudy	Jackson	.281	126	438	60	124	17	75
Lukes, Nathan	Montgomery	.278	115	435	62	121	6	51
Sullivan, Brett	Montgomery	.266	111	421	47	112	7	65
Lund, Brennon	Mobile	.264	100	401	63	106	8	59
Brousseau, Michael	Montgomery	.262	104	370	53	97	13	61

BATTING DEPARTMENTAL LEADERS					
RUNS			HITS		
Nick Solak	MTG	91	Nick Solak	MTG	135
Corey Ray	BLX	86	Brent Rooker	CHA	128
Monte Harrison	JAX	85	Corey Ray	BLX	127
Jake Cronenworth	MTG	75	Monte Harrison	JAX	125
Shed Long	PNS	75	Rudy Flores	JXN	123
			DOUBLES		
			Corey Ray	BLX	32
			Brent Rooker	CHA	32
			Kevin Medrano	JXN	30
			Nathan Lukes	MTG	29
			Zack Short	TNS	28

TRIPLES			HOME RUNS		
Thomas Milone	MTG	11	Corey Ray	BLX	27
Jose Siri	PNS	9	Brent Rooker	CHA	22
Galli Cribbs	JXN	8	Aristides Aquino	PNS	20
Corey Ray	BLX	7	-- 4 others tied at 19 --		
-- 5 others tied at 6 --					
			RBI		
			Brent Rooker	CHA	79
			Nick Solak	MTG	76
			Rudy Flores	JXN	75
			Corey Ray	BLX	74
			-- 2 others tied at 68 --		

EXTRA-BASE HITS			TOTAL BASES		
Corey Ray	BLX	66	Corey Ray	BLX	254
Brent Rooker	CHA	58	Brent Rooker	CHA	234
Troy Stokes Jr.	BLX	48	Nick Solak	MTG	215
Zack Short	TNS	47	Monte Harrison	JAX	208
Rudy Flores	JXN	45	Rudy Flores	JXN	205
			BASE ON BALLS		
			Zack Collins	BIR	101
			Zack Short	TNS	82
			Nick Solak	MTG	68
			Dalton Kelly	MTG	65
			Troy Stokes Jr	BLX	65

STOLEN BASES			ON-BASE PERCENTAGE		
Corey Ray	BLX	32	Nick Solak	MTG	.384
Brent Rooker	CHA	32	Zack Collins	BIR	.382
Kevin Medrano	JXN	30	Zander Wiel	CHA	.382
Nathan Lukes	MTG	29	Rudy Flores	JXN	.381
Zack Short	TNS	28	Kevin Medrano	JXN	.378
			SLUGGING PERCENTAGE		
			Corey Ray	BLX	.477
			Kevin Medrano	JXN	.472
			Jamie Westbrook	JXN	.471
			Rudy Flores	JXN	.468
			Jake Gatewood	BLX	.466

SOUTHERN LEAGUE PITCHING LEADERS



FRONT OFFICE

2019 SMOKIES

SOUTHERN LEAGUE

2018 SEASON IN REVIEW

CHICAGO CUBS

HISTORY & RECORDS

MEDIA INFORMATION

Team	W	L	ERA	G	CG	SHO	SV	IP	H	R	ER	HR	HB	BB	SO	WHIP	HLD	GF
Biloxi	81	59	3.47	140	1	12	48	1214.0	1066	549	468	101	75	482	1194			
Mississippi	67	71	3.62	138	5	14	37	1168.2	1072	565	470	75	61	537	1205	1.38	34	133
Montgomery	79	61	3.75	140	2	13	37	1241.2	1070	570	518	118	57	542	1211	1.30	30	138
Jackson	75	64	3.76	139	2	12	32	1219.1	1029	571	509	100	62	492	1300	1.25	58	137
Chattanooga	65	72	3.85	137	2	5	32	1184.0	1168	600	507	96	51	419	1272	1.34	30	135
Tennessee	67	71	3.88	138	3	10	29	1209.1	1138	583	521	117	79	406	1083	1.28	47	135
Birmingham	66	72	3.92	138	3	10	41	1203.1	1186	614	524	85	42	456	1136	1.36	37	135
Pensacola	69	68	3.94	137	1	9	40	1193.2	1106	615	522	141	74	409	1140	1.27	44	136
Jacksonville	55	82	4.18	137	5	4	26	1173.2	1149	623	545	138	67	430	1111	1.35	28	132
Mobile	66	70	4.42	136	0	12	29	1155.1	1090	632	567	85	52	521	1109	1.39	23	136

PITCHING TOP TEN (MINIMUM 0.8 IP / TEAM GAME)

PITCHER	CLUB	W-L	ERA	IP	H	BB	SO
Zack Brown	BLX	9-1	2.44	125.2	95	36	116
Taylor Widener	JXN	5-8	2.75	137.1	99	43	176
Nick Neidert	JAX	12-7	3.24	152.2	142	31	154
Duncan Robinson	TNS	8-7	3.17	130.2	129	45	65
Seth Varner	PNS	9-3	3.39	119.1	104	31	99
Omar Bencomo	CHA	8-6	3.45	120.0	128	17	102
Justin Donatella	JXN	7-8	3.46	130.0	112	47	103
Kodi Medeiros	BIR	7-7	3.60	137.2	121	67	141
Michael Rucker	TNS	9-6	3.73	132.2	111	38	118
Thomas Hatch	TNS	8-6	3.82	143.2	127	61	117

PITCHING DEPARTMENTAL LEADERS

WINS			LOSSES			STRIKEOUTS		
Nick Neidert	JAX	12	Cody Poteet	JAX	12	Taylor Widener	JXN	176
Thomas Jankins	BLX	10	Wyatt Strahan	PNS	12	Nick Neidert	JAX	154
Alex Klonowski	MOB	10	Ryan Atkinson	JXN	11	Vladimir Gutierrez	PNS	145
Jon Olczak	BLX	10	Max Duval	JAX	11	Kodi Medeiros	BIR	141
-- 6 others tied at 9 --			-- 4 others tied at 10 --			Lewis Thorpe	CHA	131

WALKS ALLOWED

Kodi Medeiros	BIR	67
Thomas Hatch	TNS	61
J.D. Martin	MTG	60
Ryan Atkinson	JXN	58
Genesis Cabrera	MTG	57

GAMES STARTED

Daniel Wright	PNS	28
Vladimir Gutierrez	PNS	27
Thomas Hatch	TNS	26
Nick Neidert	JAX	26
Michael Rucker	TNS	26

INNINGS PITCHED

Nick Neidert	JAX	152.2
Daniel Wright	PNS	151.1
Vladimir Gutierrez	PNS	147.0
Thomas Hatch	TNS	143.2
Kodi Medeiros	BIR	137.2

HOME RUNS ALLOWED

Daniel Wright	PNS	25
Max Duval	JAX	23
Seth Varner	PNS	19
Vladimir Gutierrez	PNS	18
-- 2 others tied at 17 --		

SAVES

Nate Griep	BLX	34
Alex Powers	PNS	18
Jose Ruiz	BIR	14
Ian Hamilton	BIR	12
Yoan Lopez	JXN	12

HOLDS

Jordan Harrison	MTG	10
Scott Effross	TNS	9
Kirby Bellow	JXN	8
Robinson Leyer	PNS	8
Jon Olczak	BLX	8

WHIP

Taylor Widener	JXN	1.03
Zack Brown	BLX	1.04
Michael Rucker	TNS	1.12
Nick Neidert	JAX	1.13

AVERAGE AGAINST

Taylor Widener	JXN	.197
Zack Brown	BLX	.207
Genesis Cabrera	MTG	.218
Michael Rucker	TNS	.223
Justin Donatella	JXN	.231

GAMES FINISHED

Nate Griep	BLX	46
Yoan Lopez	JXN	35
Alex Powers	PNS	29
Yoel Espinal	MTG	27
Jake Stinnett	TNS	25



FIRST HALF

LEAGUE STANDINGS/HONORS

North	W	L	PCT	GB	Home	Away	Div.	South	W	L	PCT	GB	Home	Away	Div.
*Jackson	39	30	.565	-	20-15	19-15	20-20	*Biloxi	41	29	.586	-	23-12	18-17	26-19
Montgomery	37	33	.529	2.5	16-19	21-14	22-18	Mobile	37	31	.544	3.0	18-15	19-16	22-18
Chattanooga	36	33	.522	3.0	20-15	16-18	22-22	Pensacola	30	38	.441	10.0	15-20	15-18	22-21
Tennessee	36	34	.514	3.5	16-19	20-15	20-20	Mississippi	29	41	.414	12.0	15-20	14-21	18-27
Birmingham	32	36	.471	6.5	17-17	15-19	20-24	Jacksonville	28	40	.412	12.0	15-18	13-22	15-18

SECOND HALF

North	W	L	PCT	GB	Home	Away	Div.	South	W	L	PCT	GB	Home	Away	Div.
# Montgomery	42	28	.600	-	18-17	24-11	22-18	*# Biloxi	40	30	.571	-	24-11	16-19	21-19
Jackson	36	34	.514	6.0	19-16	17-18	25-25	^ Pensacola	39	30	.565	0.5	22-13	17-17	24-20
Birmingham	34	36	.486	8.0	16-19	18-17	25-21	Mississippi	38	30	.559	1.0	21-13	17-17	22-22
Tennessee	31	37	.456	10.0	17-16	14-21	23-24	Mobile	29	39	.426	10.0	13-20	16-19	21-21
Chattanooga	29	39	.426	12.0	16-19	13-20	13-20	Jacksonville	27	42	.391	12.5	12-23	15-19	19-25

OVERALL

North	W	L	PCT	GB	Home	Away	Div.	South	W	L	PCT	GB	Home	Away	Div.
# Montgomery	79	61	.564	-	34-36	45-25	44-36	*# Biloxi	81	59	.579	-	47-23	34-36	47-38
* Jackson	75	64	.540	3.5	39-31	36-33	45-45	^ Pensacola	69	68	.504	10.5	37-33	32-35	46-41
Tennessee	67	71	.486	11.0	33-35	34-36	43-44	Mississippi	67	71	.486	13.0	36-33	31-38	40-49
Birmingham	66	72	.478	12.0	33-36	33-36	45-45	Mobile	66	70	.485	13.0	31-35	35-35	43-39
Chattanooga	65	72	.474	12.5	36-34	29-38	35-42	Jacksonville	55	82	.401	24.5	27-41	28-41	34-43

* = First Half Division Winner # = Second Half Division Winner ^ = Wild Card Winner

SEMI-FINALS (BEST OF FIVE)

G1:	Jackson	4	Montgomery	3
G2:	Montgomery	8	Jackson	3
G3:	Jackson	3	Montgomery	0
G4:	Montgomery	10	Jackson	7
G5:	Jackson	11	Montgomery	7

(Jackson Wins Series 3-2)

FINALS (BEST OF FIVE)

G1:	Biloxi	7	Jackson	0
G2:	Jackson	7	Biloxi	3
G3:	Jackson	12	Biloxi	7
G4:	Jackson	3	Biloxi	2

(Jackson Wins Series 3-1)

G1:	Biloxi	4	Pensacola	3
G2:	Pensacola	4	Biloxi	1
G3:	Biloxi	3	Pensacola	2
G4:	Biloxi	9	Pensacola	1

(Biloxi Wins Series 3-1)

LEAGUE POST-SEASON AWARDS & ALL-STARS

Most Valuable Player	Corey Ray	BLX
Most Outstanding Pitcher	Zack Brown	BLX
Manager of the Year	Mike Guerrero	BLX

Catcher	Zack Collins	BIR
First Base	Jose Rojas	MOB
Second Base	Nick Solak	MTG
Third Base	Brian Schales	JAX
Shortstop	Zack Short	TNS
Outfield	Corey Ray	BLX
Outfield	Zander Wiel	CHA
Outfield	Jamie Westbrook	JXN
Outfield	Monte Harrison	JAX
Utility	Kevin Medrano	JXN
Designated Hitter	Brent Rooker	CHA
Right-handed Pitcher	Zack Brown	BLX
Left-handed Pitcher	Lewis Thorpe	CHA
Relief Pitcher	Nate Griep	BLX

LEAGUE WEEKLY HONORS

Date	Hitters of the Week	Pitchers of the Week
4/5-15	Hutton Moyer, MOB	Jeff Brigham, JAX
4/16-22	Austin Dean, JAX	Daniel Wright, PNS
4/23-29	Zack Collins, BIR	Jesus Castillo, MOB
4/30-5/6	Eloy Jimenez, BIR	Mike Franco, MTG
5/7-13	Jose Rojas, MOB	Zach Lee, MTG
5/14-20	Cade Gotta, JAX	Taylor Widener, JXN
5/21-27	Jake Gatewood, BLX	Jon Duplantier, JXN
5/28-6/3	Jamie Westbrook, JXN	Matt Tomshaw, BIR
6/4-10	Isan Diaz, JAX	Sam McWilliams, MTG
6/11-17	Nathaniel Lowe, MTG	Zack Brown, BLX
6/21-7/1		Lewis Thorpe, CHA
6/25-7/1	Taylor Sparks, PNS	
7/2-8	Trent Giambrone, TNS	Bryse Wilson, MIS
7/9-15	Isan Diaz, JAX	Jimmy Lambert, BIR
7/16-22	Corey Ray, BLX	Tanner Banks, BIR
7/23-29	Brent Rooker, CHA	Trey Supak, BLX
7/30-8/5	Nathaniel Lowe, MTG	Mike Franco, MIS
8/6-12	Michael Brosseau, MTG	Benton Moss, MTG
8/13-19	Joe Dunand, JAX	Brock Burke, MTG
8/20-26	Ben DeLuzio, JXN	Matt Tomshaw, BIR



FRONT OFFICE

2019 SMOKIES

SOUTHERN
LEAGUE

2018 SEASON
IN REVIEW

CHICAGO
CUBS

HISTORY &
RECORDS

MEDIA
INFORMATION

2019 Chicago Cubs





2019 CHICAGO CUBS STAFF

BOARD OF DIRECTORS

Executive Chairman	Tom Ricketts
Board of Directors	Pete Ricketts
Board of Directors	Laura Ricketts
Board of Directors	Todd Ricketts

BASEBALL OPERATIONS

President, Baseball Operations	Theo Epstein
Executive Vice President, General Manager	Jed Hoyer
Assistant General Manager	Randy Bush
Assistant General Manager	Scott Harris
Senior Director, Player Personnel	Kyle Evans
Director, Pro Scouting	Jeff Greenberg
Director, Strategic Initiatives	Craig Breslow
Director, Baseball Systems Development	Ryan Kruse
Director, Research & Development	Chris Moore
Director, Team Travel & Clubhouse Operations	Vijay Tekchandani
Senior Advisor	Billy Williams
Special Assistant to the President / General Manager	Kerry Wood
Special Assistant to the President / General Manager	Ted Lilly
Special Assistant to the President / General Manager	Ryan Dempster
Assistant Director, Advanced Scouting / Run Production	Nate Halim
Assistant Director, Baseball Operations	Greg Davey
Assistant Director, Research & Development	Jeremy Greenhouse
Assistant Director, Research & Development / Major League Strategist	Chris Jones
Assistant Director, Advanced Scouting / Run Prevention	Brad Mills
Manager, Baseball Ops Administration & Executive Assistant to E.V.P. / GM	Meghan Jones
Coordinator, Major League Video / Pacific Liaison	Naoto Masamoto
Coordinator, Scouting & P.D. Video	Mitchell Duggins
Coordinator, Baseball Operations	Alex Smith
Coordinator, Player Development Video	Sam Hunter
Developer, Baseball Systems	Eli Shayer
Analyst, Research & Development	Sean Ahmed
Analyst, Research & Development	Bryan Cole
Analyst, Research & Development	Troy Mulholland
Assistant, Research & Development	Garrett Chiado
Assistant, Research & Development	Jacob Eisenberg
Assistant, Research & Development	Ryan Otero
Special Assistant to Baseball Operations	Jim Benedict
Special Assistant to Baseball Operations	David Ross
Baseball Operations Assistant	Matt Murton
Baseball Operations Assistant	Kevin Youkilis

PLAYER DEVELOPMENT AND AMATEUR SCOUTING

Senior Vice President, Player Development & Amateur Scouting	Jason McLeod
Director, Player Development	Jaron Madison
Director, Amateur Scouting	Matt Dorey
Assistant Director, Amateur Scouting	Lukas McKnight
Director, International Scouting / Special Assistant to President & GM	Louis Eljaou
Latin America Field Coordinator	Dave Keller
Minor League Field Coordinator	Jeremy Farrell
Minor League Outfield / Baserunning Coordinator	Doug Descenzo
Minor League Pitching Coordinator	Brendan Sagara
Minor League Infield Coordinator	Jonathan Mota
Minor League Hitting Coordinator	Chris Valaika
National Crosschecker	Sam Hughes
National Crosschecker	Ron Tostenon
Major League Athletic Trainer	P.J. Mainville
Assistant Major League Athletic Trainer	Nick Frangella
Assistant Major League Athletic Trainer	Matt Johnson
Latin Mental Skills Coordinator	Rey Fuentes
Minor League Equipment Manager	Dana Noeltnr
Minor League Assistant Clubhouse Manager	Sam DeChristoper

MEDIA RELATIONS

Director, Media Relations	Peter Chase
Assistant Director, Media Relations	Jason Carr
Coordinator, Media Relations	Alex Wilcox

FIELD STAFF

Manager	Joe Maddon
Hitting Coach	Anthony Iapoco
Assistant Hitting Coach	Terrell Sledge
Pitching Coach	Tommy Hotovy
First Base Coach	Will Venable
Third Base Coach	Brian Butterfield
Bench Coach	Mark Loretta
Bulpen Coach	Lester Strode
Associate Pitching, Catching & Strategy Coach	Mike Borzello
Quality Assurance Coach	Chris Denorfia
Staff Assistant	Juan Cabreja
Staff Assistant	Franklin Font
Bulpen Catcher	Chad Noble

CUBS 40-MAN ROSTER (AS OF MARCH 26, 2019)



FRONT OFFICE

2019 SMOKIES

SOUTHERN
LEAGUE

2018 SEASON
IN REVIEW

CHICAGO
CUBS

HISTORY &
RECORDS

MEDIA
INFORMATION

#	Pitchers (26)	B/T	Ht	Wt	DOB
73	Adbert Alzolay	R/R	6'0"	179lbs	3/1/95
33	Tony Barnette	R/R	6'1"	190lbs	11/9/83
29	Brad Brach	R/R	6'6"	215lbs	4/12/86
45	Xavier Cedenro	L/L	5'11"	210lbs	8/26/86
21	Tyler Chatwood	R/R	6'0"	185lbs	12/16/89
41	Steve Cishek	R/R	6'6"	215lbs	6/18/86
11	Yu Darvish	R/R	6'5"	220lbs	8/16/86
71	Oscar De La Cruz	R/R	6'4"	200lbs	3/4/95
32	Brian Duensing*	L/L	6'0"	200lbs	2/22/83
6	Carl Edwards Jr.	R/R	6'3"	170lbs	9/3/91
35	Cole Hamels	L/L	6'4"	205lbs	12/27/83
28	Kyle Hendricks	R/R	6'3"	190lbs	12/7/89
20	Brandon Kintzler	R/R	6'0"	194lbs	8/1/84
34	Jon Lester*	L/L	6'4"	240lbs	1/7/84
36	Dillon Maples	R/R	6'2"	225lbs	5/9/92
24	Alec Mills	R/R	6'4"	190lbs	11/30/91
38	Mike Montgomery	L/L	6'5"	215lbs	7/1/89
15	Brandon Morrow	R/R	6'3"	205lbs	7/26/84
57	James Norwood	R/R	6'2"	215lbs	12/24/93
62	Jose Quintana	R/L	6'1"	220lbs	1/24/89
47	Randy Rosario	L/L	6'1"	200lbs	5/18/94
56	Kyle Ryan	L/L	6'5"	215lbs	9/25/91
74	Justin Steele	L/L	6'2"	195lbs	7/11/95
46	Pedro Strop	R/R	6'1"	220lbs	6/13/85
52	Jen-Ho Tseng	L/R	6'1"	210lbs	10/3/94
51	Duane Underwood	R/R	6'2"	210lbs	7/20/94
50	Rowan Wick	L/R	6'3"	234lbs	11/9/92
#	Catchers (3)	B/T	Ht	Wt	DOB
7	Victor Caratini	S/R	6'1"	215lbs	8/17/93
40	Willson Contreras	R/R	6'1"	210lbs	5/13/92
53	Taylor Davis	R/R	5'10"	200lbs	11/28/89
#	Infielders (6)	B/T	Ht	Wt	DOB
9	Javier Baez	R/R	6'0"	190lbs	12/1/92
13	David Bote	R/R	6'1"	210lbs	4/7/93
17	Kris Bryant*	R/R	6'5"	230lbs	1/4/92
3	Daniel Descalso	L/R	5'10"	190lbs	10/19/86
44	Anthony Rizzo	L/L	6'3"	240lbs	8/8/89
18	Ben Zobrist*	S/R	6'3"	210lbs	5/26/81
#	Outfielders (5)	B/T	Ht	Wt	DOB
5	Albert Almora Jr.	R/R	6'2"	190lbs	4/16/94
8	Ian Happ	S/R	6'0"	205lbs	8/12/94
22	Jason Heyward	L/L	6'5"	240lbs	8/9/89
12	Kyle Schwarber	L/R	6'0"	235lbs	3/5/93
2	Mark Zagunis	R/R	6'0"	215lbs	2/5/93

BOLD = Smokies alum * = played for Smokies on MLB Rehab Assignment



CHICAGO CUBS TOP 30 PROSPECTS*

Rank	Name	Pos.	Ht	Wt	B/T	Signed	Draft	School/Country	2018 Levels
1	Nico Hoerner	SS	6-1	200	R/R	2018	1st	Stanford	R, SS, A-
2	Miguel Amaya	C	6-1	200	R/R	2015	FA	Panama	A-
3	Brailyn Marquez	LHP	6-4	185	L/L	2015	FA	Dominican Republic	SS, A-
4	Cole Roederer	OF	6-0	175	L/L	2018	2nd	Hart HS (CA)	R
5	Brennen Davis	OF	6-4	175	R/R	2018	2nd	Basha HS (AZ)	R
6	Adbert Alzolay	RHP	6-1	175	R/R	2012	FA	Dominican Republic	AAA
7	Paul Richan	RHP	6-2	200	R/R	2018	2nd	University of San Diego	SS
8	Cory Abbott	RHP	6-2	210	R/R	2017	2nd	Loyola Marymount	A-, A+
9	Justin Steele	LHP	6-2	195	L/L	2014	5th	George County HS (MS)	R, A+, AA
10	Aramis Ademan	SS	5-11	160	L/R	2015	FA	Dominican Republic	A+
11	Richard Gallardo	RHP	6-1	185	R/R	2018	FA	Venezuela	DNP
12	Luis Verdugo	SS	6-0	172	R/R	2017	FA	Mexico	R
13	Nelson Velazquez	OF	6-0	190	R/R	2017	5th	P.J. Education HS (PR)	SS, A-
14	Alex Lange	RHP	6-3	197	R/R	2017	1st	Louisiana State	A+
15	Jose Albertos	RHP	6-1	185	R/R	2015	FA	Mexico	SS, A-
16	Edmond Americaan	OF	6-1	170	L/L	2018	35th	Chipola College (FL)	R
17	Brendon Little	LHP	6-1	195	L/L	2017	1st	State College of Florida, Manatee-Sarasota	A-
18	Dillon Maples	RHP	6-2	225	R/R	2011	14th	Pinecrest HS (NC)	AAA, MLB
19	Zack Short	SS	5-10	175	R/R	2016	17th	Sacred Heart	AA
20	Riley Thompson	RHP	6-3	205	L/R	2018	11th	Louisville	SS
21	Oscar De La Cruz	RHP	6-4	200	R/R	2012	FA	Dominican Republic	AA
22	Thomas Hatch	RHP	6-1	190	R/R	2016	3rd	Oklahoma State	AA
23	Reivaj Garcia	SS	5-11	175	S/R	2017	FA	Mexico	R
24	Jared Young	1B	6-2	185	L/R	2017	15th	Old Dominion	A-, A+
25	D.J. Wilson	OF	5-8	177	L/L	2015	4th	Canton South HS (OH)	A+
26	Jhonny Pereda	C	6-1	170	R/R	2013	FA	Venezuela	A+
27	Jimmy Herron	OF	6-1	195	R/L	2018	3rd	Duke	R, A-
28	Trevor Clifton	RHP	6-4	225	R/R	2013	12th	Heritage HS (TN)	AA, AAA
29	Keegan Thompson	RHP	6-0	193	R/R	2017	3rd	Auburn	A+, AAA
30	Erick Leal	RHP	6-3	180	R/R	2011	FA	Venezuela	A+

2019 CHICAGO CUBS BEST TOOLS*

Best Hitter for Average.....Nico Hoerner
 Best Power Hitter..... Brennen Davis
 Best Strike-Zone Discipline Mark Zagunis
 Fastest Baserunner D.J. Wilson
 Best Athlete..... Brennen Davis

Best FastballBrailyn Marquez
 Best Curveball Alex Lange
 Best Slider..... Dillon Maples
 Best Changeup Duane Underwood Jr.
 Best Control.....Cory Abbott

Best Defensive Catcher Miguel Amaya
 Best Defensive Infielder.....Zack Short
 Best Infield ArmLuis Verdugo
 Best Defensive Outfielder..... D.J. Wilson
 Best Outfield Arm Eddy Martinez

* rankings according to Baseball America

2018 CHICAGO CUBS FINAL STATS



FRONT OFFICE
2019 SMOKIES

TEAM BATTING STATS																		GAMES BY POSITION													
BATTERS	AVG	G	AB	R	H	2B	3B	HR	RBI	TB	BB	IBB	SO	SB	CS	OBP	SLG	OPS	SF	SAC	HBP	DP	1B	2B	3B	SS	OF	C	E		
Almora Jr., Albert	.286	152	444	62	127	24	1	5	41	168	24	1	83	1	3	.323	.378	.701	6	2	3	12	0	0	0	0	138	0	3		
Baez, Javier	.290	160	606	101	176	40	9	34	111	336	29	8	167	21	9	.326	.554	.881	4	1	5	10	1	104	22	65	0	0	17		
Bote, David	.239	74	184	23	44	9	2	6	33	75	19	1	60	3	4	.319	.408	.727	3	0	4	3	2	13	56	2	1	0	5		
Bryant, Kris	.272	102	389	59	106	28	3	13	52	179	48	6	107	2	4	.374	.604	.834	3	0	17	5	4	0	86	0	27	0	14		
Caratini, Victor	.232	76	181	21	42	7	0	2	21	55	12	0	42	0	0	.293	.304	.597	1	2	4	5	20	0	3	0	0	37	2		
Contreras, Willson	.249	138	474	50	118	27	5	10	54	185	53	2	121	4	1	.339	.390	.730	2	2	13	14	1	0	0	0	0	5	133	12	
Davis, Taylor	.400	5	5	0	2	0	0	0	2	2	0	0	1	0	0	.333	.400	.733	1	0	0	0	1	0	0	0	0	3	0		
Freeman, Mike	1	0	0	0	0	0	0	0	0	0	0	0	0	0	0	.000	.000	.000	0	1	0	0	0	1	0	0	0	0	0		
Gimenez, Chris	.143	12	28	1	4	0	0	0	1	4	3	0	7	1	0	.219	.143	.362	1	0	0	1	0	0	0	0	0	0	10	1	
Gore, Terrance	.200	14	5	5	1	0	0	0	0	1	0	0	1	6	0	.200	.200	.400	0	0	0	0	0	0	0	0	0	7	0	0	
Happ, Ian	.233	142	387	56	90	19	2	15	44	158	70	9	167	8	4	.353	.408	.761	2	0	3	6	2	2	20	115	0	4	0		
Hayward, Jason	.270	127	440	67	119	23	4	8	57	174	42	1	60	1	1	.335	.395	.731	2	2	2	7	0	0	0	0	0	0	126	3	
La Stella, Tommy	.266	123	169	23	45	8	0	1	19	56	17	1	27	0	1	.340	.331	.672	0	0	2	5	0	15	26	0	0	0	4	4	
Murphy, Daniel	.297	35	138	23	41	6	0	6	13	65	7	0	23	2	0	.329	.471	.800	1	0	0	1	0	33	0	0	0	0	2	2	
Navarro, Efrén	.167	4	6	0	1	0	0	0	0	1	0	0	0	0	0	.167	.167	.333	0	0	0	0	2	0	0	0	0	0	0	0	
Rizzo, Anthony	.283	153	566	74	160	29	1	25	101	266	70	15	80	6	4	.376	.470	.846	9	0	20	11	153	1	0	0	0	0	7	7	
Russell, Addison	.250	130	420	52	105	21	1	5	38	143	40	2	99	4	0	.317	.340	.657	2	1	2	7	0	0	0	0	129	0	0	17	
Schwarber, Kyle	.238	137	428	64	102	14	3	26	61	200	78	20	140	4	3	.356	.467	.823	2	1	1	6	0	0	0	0	0	120	0	1	
Zagunis, Mark	.400	5	5	0	2	1	0	0	1	3	1	0	1	0	0	.500	.600	1.100	0	0	0	0	0	0	0	0	1	0	0	0	
Zobrist, Ben	.305	139	455	67	139	28	3	9	58	200	55	1	60	3	4	.378	.440	.817	7	1	2	8	4	63	0	0	84	0	1	1	
Team Total	.258	163	5624	761	1453	286	34	167	722	2308	576	67	1388	66	38	.333	.410	.744	46	40	78	107	104								

TEAM PITCHING STATS																												
PITCHERS	W	L	ERA	G	GS	CG	SHO	SV	SVO	IP	H	R	ER	HR	HB	BB	IBB	SO	BK	WP	GO/AO	DP	WHIP	AVG	AB	TBF	SF	
Bass, Anthony	0	0	2.93	16	0	0	0	0	0	15.1	18	6	5	1	0	3	0	14	0	2	1.45	2	1.37	.305	59	62	0	
Butler, Eddie	1	1	4.08	8	0	0	0	0	0	17.2	16	10	8	1	0	7	0	11	0	1	2.15	1	1.30	.242	66	75	1	
Caratini, Victor	0	0	9.00	2	0	0	0	0	0	2.0	3	2	2	1	0	0	0	0	0	0	1.50	1	1.50	.375	8	8	0	
Chatwood, Tyler	4	6	5.30	24	20	0	0	0	0	103.2	92	62	61	9	7	95	1	85	0	8	1.80	15	1.80	.245	375	486	4	
Chavez, Jesse	2	1	1.15	32	0	0	0	4	5	39.0	26	5	5	3	0	5	0	42	0	0	0.79	4	0.79	.190	137	143	1	
Cishek, Steve	4	3	2.18	80	0	0	0	4	7	70.1	45	19	17	5	9	28	4	78	0	2	1.17	4	1.04	.181	248	288	1	
Danivsh, Yu	1	3	4.95	8	8	0	0	0	0	40.0	36	24	22	7	4	21	0	49	1	2	0.94	1	1.43	.235	153	180	1	
De La Rosa, Jorge	0	0	1.29	17	0	0	0	1	1	21.0	14	6	3	0	0	8	1	20	0	0	0.79	1	1.05	.182	77	85	0	
Duensing, Brian	3	0	7.65	48	0	0	0	1	3	37.2	42	33	32	6	1	29	2	24	0	0	1.18	5	1.88	.286	147	181	3	
Edwards Jr., Carl	3	2	2.60	58	0	0	0	0	2	52.0	36	17	15	2	0	32	1	67	0	4	0.61	2	1.31	.190	189	222	0	
Farrell, Luke	3	4	5.17	20	2	0	0	0	1	31.1	30	22	18	7	1	16	2	39	0	1	0.53	1	1.47	.244	123	141	1	
Garcia, Jaime	0	1	4.70	8	1	0	0	0	0	7.2	6	4	4	0	0	6	1	4	0	1	1.00	1	1.57	.222	27	34	0	
Gimenez, Chris	0	0	27.00	1	0	0	0	0	0	1.0	2	3	3	1	0	1	0	1	0	0	0.00	0	3.00	.400	5	6	0	
Hamel, Cole	4	3	2.36	12	12	1	0	0	0	76.1	61	23	20	6	7	23	0	74	1	1	1.11	12	1.10	.226	270	304	1	
Hancock, Justin	0	0	1.46	10	0	0	0	0	0	12.1	5	2	2	1	0	9	0	11	0	0	0.85	1	1.14	.125	40	49	0	
Happ, Ian	0	0	0.00	1	0	0	0	0	0	1.0	1	0	0	0	0	0	0	0	0	0	2.00	0	1.00	.250	4	4	0	
Hendricks, Kyle	14	11	3.44	33	33	0	0	0	0	199.0	184	82	76	22	9	44	4	161	0	0	1.26	18	1.15	.247	745	812	7	
Kintzler, Brandon	2	1	7.00	25	0	0	0	0	0	18.0	27	14	14	3	1	9	2	12	0	0	1.29	2	2.00	.355	76	88	2	
La Stella, Tommy	0	0	6.75	1	0	0	0	0	0	1.1	3	1	1	1	0	0	0	0	0	0	0.50	1	2.25	.500	6	6	0	
Lester, Jon	18	6	3.32	32	32	0	0	0	0	181.2	174	75	67	24	6	64	1	149	0	4	0.87	15	1.31	.256	681	761	3	
Maples, Dillon	1	0	11.81	9	0	0	0	0	0	5.1	7	7	7	2	2	5	0	9	0	2	2.00	1	2.25	.318	22	29	0	
Mazzoni, Cory	1	0	1.04	8	0	0	0	0	0	8.2	5	1	1	0	0	5	1	7	0	0	1.38	0	1.15	.161	31	36	0	
Millis, Alec	0	1	4.00	7	2	0	0	0	0	18.0	11	8	8	1	0	7	0	23	0	1	1.14	1	1.00	.172	64	71	0	
Montgomery, Mike	5	6	3.99	38	19	0	0	0	0	124.0	131	58	55	10	7	39	4	86	0	4	1.42	13	1.37	.272	481	534	4	
Morrow, Brandon	0	0	1.47	35	0	0	0	0	22	24	30	24	5	2	1	9	0	31	0	1	0.97	2	1.08	.214	112	122	0	
Norwood, James	0	1	4.09	11	0	0	0	0	0	11.0	14	7	5	0	0	5	0	10	0	1	0.56	0	1.73	.298	47	54	2	
Quintana, Jose	13	11	4.03	32	32	0	0	0	0	174.1	162	81	78	25	3	68	3	158	0	3	1.07	13	1.32	.246	658	739	2	
Rizzo, Anthony	0	0	0.00	1	0	0	0	0	0	0.1	0	0	0	0	0	0	0	0	0	0	0.00	0	0.00	.000	1	1	0	
Rosario, Randy	4	0	3.66	44	0	0	0	1	2	46.2	47	19	5	0	0	22	2	30	0	1	1.15	1.15	7	148	264	200	0	8
Step, Pedro	6	1	2.26	60	0	0	0	13	17	59.2	38	15	4	5	21	3	57	0	3	1.13	1.13	7	0.99	.179	240	1	20	
Tseng, Jen-Ho	0	0	13.50	1	1	0	0	0	0	2.0	4	3	1	0	0	0	3	0	0	3	3.00	0	2.00	.400	10	0	0	0
Underwood Jr., Duane	0	1	2.25	1	1	0	0	0	0	4.0	2	1	1	0	0	3	0	3	0	0	1.67	1.67	1	1.25	.154	16	0	0
Webster, Allen	1	0	6.00	3	0	0	0	0	0	3.0	2	2	1	2	1	0	3	0	0	0.75	0.75	0	1.00	.167	15	0	0	1
Wilson, Justin	4	5	3.46	71	0	0	0	0	3	54.2	45	21	5	0	33	1	69	1	4	0.59	0.59	5	1.43	.223	236	1	12	
Zastrzynski, Rob	1	0	4.76	6	0	0	0	0	0	5.2	6	3	0	1	0	4	0	3	0	0	1.4	1.40	0	1.76	.286	26	0	2
Team Total	95	68	3.65	163	163	1	18	46	65	1476.1	1319	598	557	66	622	33	1333	3	46	1.34	134	137	1.31	.240	6264	35	16	10



CURRENT CUBS, FORMER SMOKIES

Former Smokies Hitters on 2018 Cubs Active Roster



Kris Bryant

Javier Baez

Year	Player	AVG	G	AB	R	H	2B	3B	HR	RBI	BB	IBB	SO	SB	CS	OBP	SLG	OPS	TPA	START	END
2014	Addison Russell	.294	50	194	32	57	11	0	12	36	9	0	35	2	2	.332	.536	.868	205	7/6/14	9/1/14
2014	Albert Almora	.234	36	141	20	33	7	2	2	10	2	0	23	0	1	.250	.355	.605	144	7/24/14	9/1/14
2015	Albert Almora	.272	106	405	69	110	26	4	6	46	32	1	47	8	4	.327	.400	.727	452	4/9/15	9/4/15
2016	David Bote	.200	7	25	1	5	0	0	0	1	2	0	6	0	0	.259	.200	.459	27	6/12/16	6/19/16
2017	David Bote	.272	127	470	65	128	30	3	14	59	49	3	101	5	2	.353	.438	.791	536	4/6/17	9/4/17
2016	Ian Happ	.262	65	248	35	65	14	0	8	31	20	0	60	6	2	.318	.415	.733	274	6/23/16	9/5/16
2013	Javier Baez	.294	54	218	39	64	15	0	20	54	19	2	69	8	2	.346	.638	.984	240	6/28/13	9/2/13
2014	Kris Bryant	.355	68	248	61	88	20	0	22	58	43	4	77	8	2	.458	.702	1.160	297	4/3/14	6/15/14
2015	Kyle Schwarber	.320	58	197	39	63	10	1	13	39	42	1	49	1	0	.438	.579	1.017	243	4/9/15	6/15/201
2016	Victor Caratini	.291	115	412	57	120	25	2	6	47	54	1	80	2	1	.375	.405	.780	480	4/7/16	9/5/16


Former Smokies Pitchers on 2018 Cubs Active Roster



Kyle Hendricks

Carl Edwards Jr.

Year	Player	W	L	ERA	G	GS	CG	SHO	SV	SVO	IP	H	R	ER	HR	BB	SO	WP	GO	AO	AVG	AB	TBF	GF	START	END
2014	Carl Edwards Jr.	1	2	2.44	10	10	0	0	0	0	48.0	30	14	13	1	21	46	3	49	46	.180	167	193	0	4/4/14	8/31/14
2015	Carl Edwards Jr.	2	2	2.66	13	0	0	0	4	5	23.2	11	12	7	1	17	36	1	25	10	.136	81	100	6	4/9/15	5/27/15
2017	Dillon Maples	1	1	3.29	14	0	0	0	6	7	13.2	11	5	5	0	11	28	2	10	4	.212	52	65	12	6/11/17	7/14/17
2017	James Norwood	1	3	5.30	14	0	0	0	1	3	18.2	22	11	11	1	9	19	3	16	21	.301	73	87	5	7/27/17	9/4/17
2016	Jen Ho-Tseng	6	8	4.29	22	22	0	0	0	0	113.1	138	67	54	12	32	69	4	147	112	.308	448	502	0	4/11/16	9/2/16
2017	Jen Ho-Tseng	7	3	2.99	15	15	0	0	0	0	90.1	79	38	30	7	24	83	5	81	103	.232	340	376	0	4/7/17	7/3/17
2013	Kyle Hendricks	10	3	1.85	21	21	1	1	0	0	126.1	107	34	26	3	26	101	1	173	96	.227	472	508	0	4/7/13	8/1/13



David Bote

James Norwood

CUBS SYSTEM TEAM LEADERS & STANDINGS



FRONT OFFICE

2019 SMOKIES

SOUTHERN
LEAGUE

2018 SEASON
IN REVIEW

CHICAGO
CUBS

HISTORY &
RECORDS

MEDIA
INFORMATION

BATTING AVERAGE*

CUB2	Fidel Mejia	.324
CUB1	Rafael Mejia	.311
Eugene	Yonathan Perlaza	.307
Eugene	Grant Fennell	.305
CUB2	Reivaj Garcia	.302

WINS

Myrtle Beach	Tyson Miller	9
South Bend	Jeffrey Passantino	9
Tennessee	Michael Rucker	9
Tennessee	Matt Swarmer	9
Tennessee	Keegan Thompson	9

HOME RUNS

Iowa	Jason Vosler	23
Tennessee	Trent Giambrone	17
Tennessee	Zack Short	17
Myrtle Beach	Jared Young	16
Iowa	David Bote	13

EARNED-RUN AVERAGE**

Myrtle Beach	Cory Abbott	2.50
Eugene	Faustino Carrera	2.54
CUB1	Jesus Tejada	2.83
Tennessee	Duncan Robinson	3.11
Tennessee	Matt Swarmer	3.22

RBI

Iowa	Jason Vosler	93
Myrtle Beach	Jared Young	76
Iowa	Ryan Court	62
Tennessee	Zack Short	59
2 others tied at 57		

STRIKEOUTS

Tennessee	Matt Swarmer	135
Myrtle Beach	Cory Abbott	131
Myrtle Beach	Tyson Miller	126
Tennessee	Duncan Robinson	119
Tennessee	Michael Rucker	118

STOLEN BASES

Myrtle Beach	Zach Davis	38
Myrtle Beach	Roberto Caro	36
Eugene	Fernando Kelli	28
Tennessee	Trent Giambrone	26
Tennessee	Wynton Bernard	25

SAVES

Myrtle Beach	Brian Glowicki	18
Iowa	Dakota Mekkes	11
Iowa	Dillon Maples	10
Myrtle Beach	Tyler Peyton	10
Myrtle Beach	Jhon Romero	9

* = Batting Average qualifiers require 2.7 PA / League Games

** = Earned-Run Average qualifiers require 0.8 IP / League Games

2018 CHICAGO CUBS MINOR LEAGUE STANDINGS

TEAM	LEAGUE	POSITION	W	L	PCT.	GB
Iowa	Pacific Coast League (Triple-A)	Fourth	50	88	.362	24.0
Tennessee	Southern League (Double-A)	Fourth (1st Half)	36	34	.514	3.5
		Fourth (2nd Half)	31	37	.456	10.0
		Third (Overall)	67	71	.486	11.0
Myrtle Beach	Carolina League (High-A)	Fifth (1st Half)	34	36	.486	7.0
		Fourth (2nd Half)	27	42	.391	16.5
		Fourth (Overall)	61	78	.439	23.5
South Bend	Midwest League (Low-A)	Fourth (1st Half)	34	35	.493	13.0
		Seventh (2nd Half)	30	39	.435	12.5
		Fifth (Overall)	64	74	.464	25.5
Eugene*	Northwest League (Short-Season)	Fourth (1st Half)	14	24	.368	10.0
		Second (2nd Half)	17	21	.447	10.0
		Fourth (Overall)	31	45	.461	16.0
Cubs	Arizona League (Rookie)	First (1st Half)	18	10	.643	-
		First (2nd Half)	20	8	.714	-
		First (Overall)	38	18	.679	-



ORGANIZATIONAL LEADERS

FRONT OFFICE

2019 SMOKIES

SOUTHERN LEAGUE

2018 SEASON IN REVIEW

CHICAGO CUBS

HISTORY & RECORDS

MEDIA INFORMATION

TEAM BATTING										
TEAM BATTING	AVG	AB	R	H	HR	BB	SO	SB	CS	
AZL Cubs 2	0.264	1802	283	475	14	214	425	65	37	
AZL Cubs 1	0.257	1897	305	488	26	215	467	62	41	
South Bend	0.256	4551	571	1163	69	410	1050	117	55	
Iowa	0.244	4512	526	1101	79	451	1188	90	38	
Eugene	0.234	2496	278	583	38	213	666	97	50	
Myrtle Beach	0.232	4360	468	1013	55	447	1052	101	46	
Tennessee	0.230	4463	562	1025	111	516	1187	108	39	

BATTING TOP TEN (MINIMUM 2.7 PA / TEAM GAME)										
BATTER	CLUB	AVG	G	AB	R	H	HR	RBI		
Mejia, Fidel	CUB2	.324	50	188	27	61	1	24		
Mejia, Rafael	CUB1	.311	45	151	28	47	8	31		
Perla, Yonathan	EUG	.307	52	192	34	59	1	26		
Fennell, Grant	EUG	.305	61	236	30	72	5	40		
Garcia, Reivaj	CUB2	.302	40	172	28	52	0	13		
Young, Jared	MB	.300	120	447	61	134	16	76		
Perez, Henderson	CUB2	.277	43	159	25	44	1	24		
Davis, Taylor	IOW	.275	107	356	38	98	4	41		
Roederer, Cole	CUB2	.275	36	142	30	39	5	24		
Davis, Zach	MB	.275	117	386	67	106	1	31		

TEAM PITCHING										
TEAM PITCHING	W-L	ERA	H	CG	SHO	SV	HR	BB	SO	
AZL Cubs 1	38-18	3.06	403	0	3	15	20	234	523	
Myrtle Beach	61-78	3.51	1065	1	16	36	67	433	1064	
South Bend	64-74	3.75	1131	0	12	37	77	428	1156	
Tennessee	67-71	3.88	1138	3	10	29	117	406	1083	
Eugene	31-45	4.13	623	0	3	13	51	281	665	
AZL Cubs 2	28-25	4.32	439	0	1	12	20	213	454	
Iowa	50-88	4.46	1153	0	5	23	121	494	1069	

PITCHING TOP TEN (MINIMUM 0.8 IP / TEAM GAME)										
PITCHER	CLUB	W-L	ERA	IP	H	BB	SO			
Abbott, Cory	MB	8-6	2.50	115.0	94	39	131			
Carrera, Faustino	EUG	5-2	2.54	67.1	48	19	58			
Tejada, Jesus	CUB1	1-1	2.83	57.1	49	16	49			
Robinson, Duncan	TNS	8-4	3.11	141.2	151	25	119			
Swamer, Matt	TNS	9-8	3.22	128.2	113	21	135			
Vargas, Didier	CUB1	4-4	3.27	52.1	50	25	43			
Clifton, Trevor	IOW	7-7	3.43	126.0	106	52	101			
Miller, Tyson	MB	9-9	3.54	127.0	104	35	126			
Thompson, Keegan	TNS	9-6	3.61	129.2	115	34	115			
Rucker, Michael	TNS	9-6	3.73	132.2	111	38	118			



CUBS 2018 FIRST-YEAR AMATEUR DRAFT SELECTIONS

RD. (Pick No.)	PLAYER	POS.	SCHOOL	BIRTHDAY	B	T	HT.	WT.
1 (24)	Nico Hoerner	SS	Stanford University	5/13/97	R	R	6-1	200
2 (62)	Brennen Davis	OF	Basha High School (Ariz.)	11/2/99	R	R	6-4	175
2C (77)	Cole Roederer	OF	Hart High School (Calif.)	9/24/99	L	L	6-0	175
2C (78)	Paul Richan	RHP	University of San Diego	3/26/97	R	R	6-2	200
3 (98)	Jimmy Herron	CF	Duke University (N.C.)	7/27/96	R	L	6-1	195
4 (128)	Ethan Roberts	RHP	Tennessee Tech University	7/4/97	R	R	5-11	170
5 (158)	Andy Weber	2B	University of Virginia	7/24/99	L	R	6-1	190
6 (188)	Kohl Franklin	RHP	Broken Arrow Senior High School (Okla.)	9/9/99	R	R	6-4	190
7 (218)	D.J. Artis	CF	Liberty University (Va.)	3/20/97	L	L	5-6	165
8 (248)	Zach Mort	RHP	George Mason University (Va.)	5/22/97	R	R	6-1	205
9 (278)	Derek Casey	RHP	University of Virginia	2/15/96	R	R	6-2	190
10 (308)	Luke Reynolds	3B	University of Southern Mississippi	3/20/95	L	R	6-1	215
11 (338)	Riley Thompson	RHP	University of Louisville (Ky.)	7/9/96	L	R	6-3	205
12 (368)	Cameron Sanders	RHP	Louisiana State University	12/9/96	R	R	6-2	175
13 (398)	Ezequiel Pagan	CF	Pro Baseball HS & Academy (P.R.)	7/8/00	L	R	6-1	163
14 (428)	Riley McCauley	RHP	Michigan State University	12/5/96	R	R	6-1	205
15 (458)	Tyler Durna	1B	UC San Diego	11/13/96	L	L	6-0	205
16 (488)	Josh Sawyer	LHP	University of Texas - Austin	10/24/94	R	L	6-3	180
17 (518)	Jake Reindl	RHP	University of Arkansas - Fayetteville	1/15/97	R	R	6-1	190
18 (548)	Jake Slaughter	SS	Louisiana State University	10/24/96	R	R	6-3	200
19 (578)	Layne Looney	RHP	University of Richmond (Va.)	7/26/96	R	R	5-10	200
20 (608)	Chris Allen	LHP	Marin Community College (Calif.)	6/13/98	L	L	6-4	180
21 (638)	Carlos Vega	RHP	Southeast Missouri State University	12/28/95	R	R	6-2	220
22 (668)	Jamie Galazini	CF	St. John's University (N.Y.)	5/20/96	R	R	6-4	200
23 (698)	Hunter Taylor	C	University of South Carolina	6/8/96	R	R	5-11	226
24 (728)	Blake Whitney	RHP	University of South Carolina - Upstate	5/25/96	R	R	6-3	185
25 (758)	Dalton Hurd	CF	Seattle University (Wash.)	12/17/95	R	R	5-9	180
26 (788)	Julian Boyd	OF	St. John Bosco High School (Calif.)	9/21/99	L	L	5-10	143
27 (818)	Niels Stone	RHP	Indian River State College (Fla.)	2/10/99	L	R	6-1	190
28 (848)	Mitchell Parker	LHP	Manzano High School (N.M.)	9/27/99	L	L	6-3	195
29 (878)	Levi Jordan	SS	University of Washington	9/24/95	R	R	5-8	170
30 (908)	Drew Wharton	OF	Clemson University (S.C.)	11/28/95	R	R	6-3	190
31 (938)	Clayton Daniel	2B	Jacksonville State University (Ala.)	5/10/95	R	R	5-7	170
32 (968)	Jack Patterson	LHP	Bryant University (R.I.)	8/3/95	L	L	6-0	210
33 (998)	Tyler Ras	RHP	Middletown North HS (N.J.)	11/9/99	S	R	6-4	200
34 (1028)	Miguel Pabon	SS	Leadership Christian Academy (Pa.)	8/30/00	R	R	6-0	165
35 (1058)	Edmond American	OF	Chipola College (Fla.)	3/26/97	L	L	6-1	170
36 (1088)	Jacob Campbell	C	Craig High School (Wisc.)	5/21/00	R	R	6-0	200
37 (1118)	Henry Vilar	SS	Westminster Christian School (Fla.)	4/1/99	L	R	5-11	170
38 (1148)	Chase Hanson	OF	Edison High School (Calif.)	10/12/99	R	R	6-3	170
39 (1178)	Pierson Gibbs	C	Wauconda High School (Ill.)	8/21/99	L	R	6-0	175
40 (1208)	Itamar Steiner	INF	Niles North High School (Ill.)	5/9/00	L	L	5-10	160

Bolded Players Signed by Organization

CUBS JUNE 1ST ROUND PICKS

YEAR	PLAYER	POS	OVERALL	YEAR	PLAYER	POS	OVERALL	YEAR	PLAYER	POS	OVERALL
1965	Rick James	RHP	6	1983	Jackie Davidson	RHP	6	2002	Bobby Brownlie	RHP	21
1966	Dean Burk	RHP	5	1984	Drew Hall	LHP	3	2003	Ryan Harvey	OF	6
1967	Terry Hughes	SS	2	1985	Rafael Palmeiro	OF	22	2004	No Selection		
1968	Ralph Rickey	OF	15		Dave Masters	RHP	24	2005	Mark Pawelek	LHP	20
1969	Roger Metzger	SS	16	1986	Derrick May	OF	9	2006	Tyler Colvin	OF	13
1970	Gene Hiser	OF	19	1987	Mike Harkey	RHP	4	2007	Josh Vitters	IF	3
1971	Jeff Wehmeier	RHP	16	1988	Ty Griffin	2B	9	2008	Andrew Cashner	RHP	19
1972	Brian Vernoy	LHP	15	1989	Earl Cunningham	OF	8	2009	Brett Jackson	OF	31
1973	Jerry Tabb	1B	16	1990	Lance Dickson	LHP	23	2010	Hayden Simpson	RHP	16
1974	Scott Thompson	OF	7	1991	Doug Glanville	OF	12	2011	Javier Baez	INF	9
1975	Brian Rosinski	OF	4	1992	Derek Wallace	RHP	11	2012	Albert Almora	OF	6
1976	Herman Segelke	RHP	7	1993	Brooks Kieschnick	OF	10	2013	Kris Bryant	IF	2
1977	Randy Martz	RHP	12		Jon Ratliff	RHP	24	2014	Kyle Schwarber	C	4
1978	Bill Hayes	C	13	1994	Jayson Peterson	RHP	15	2015	Ian Happ	OF	9
1979	Jon Perlman	RHP	12	1995	Kerry Wood	RHP	4	2016	No selection		
1980	Don Schulze	RHP	11	1996	Todd Noel	RHP	17	2017	Brendon Little	LHP	27
1981	Joe Carter	OF	2	1997	Jon Garland	RHP	10		Alex Lange	RHP	30
	Vance Lovelace	LHP	16	1998	Corey Patterson	OF	3	2018	Nico Hoerner	INF	24
1982	Shawon Dunston	SS	1	1999	Ben Christensen	RHP	26				
	Tony Woods	IF	17	2000	Luis Montanez	IF	3				
	Stan Boderick	OF	27	2001	Mark Prior	RHP	2				



IOWA CUBS (TRIPLE-A)

Location Des Moines, Iowa
Affiliate Since (1981)
Ballpark Principal Park (1,500)
Opened 1992
League Pacific Coast League
Website www.IowaCubs.com

Division PCL American Northern
2018 Record 50-88 (.362), 4th

Manager Marty Pevey
Pitching Coach Rod Nichols
Hitting Coach Desi Wilson
Hitting Coach Keoni DeRenne
Trainers Ed Halbur & Mike McNulty

President / GM Sam Bernabe
Broadcaster Deene Ehlis
Media Relations Shelby Cravens

TEAM BATTING STATS																	GAMES BY POSITION												
BATTERS	AVG	G	AB	R	H	2B	3B	HR	RBI	TB	BB	IBB	SO	SB	CS	OBP	SLG	OPS	SF	SAC	HBP	DP	1B	2B	3B	SS	OF	C	E
Adams, Lane	.136	32	81	8	11	2	1	0	6	15	13	0	32	9	3	.265	.185	.450	2	0	2	0	0	0	0	0	27	0	2
Bernard, Wynton	.204	61	147	17	30	10	3	1	13	49	6	0	32	11	2	.240	.333	.574	0	1	7	0	0	0	0	0	48	0	4
Bote, David	.268	61	235	34	63	10	2	13	41	116	26	2	63	3	1	.342	.494	.836	1	0	1	7	0	38	9	15	2	0	10
Bruno, Stephen	.240	91	271	27	65	13	0	3	20	87	18	2	46	5	6	.314	.321	.635	2	2	12	5	0	42	19	0	22	0	4
Bryant, Kris	.200	4	10	3	2	0	0	0	1	2	3	0	4	0	0	.385	.200	.585	0	0	0	0	0	0	2	1	0	0	0
Caratini, Victor	.312	315	112	13	36	7	0	4	22	55	18	0	25	0	0	.409	.478	.887	2	0	2	2	12	0	1	0	0	18	3
Castillo, Erick	.143	2	7	1	1	0	0	0	0	1	1	0	0	0	0	.250	.143	.393	0	0	0	0	0	0	0	0	0	2	0
Coghlan, Chris	.235	53	179	28	42	11	1	4	15	67	22	0	34	1	1	.332	.374	.706	0	1	4	2	25	0	0	0	21	0	0
Court, Ryan	.262	114	386	50	101	21	1	61	152	56	1	149	5	2	.362	.407	.769	2	0	6	6	8	17	27	59	1	0	14	
Davis, Taylor	.275	107	356	38	98	18	0	4	128	40	1	57	0	2	.348	.360	.707	3	8	1	16	24	0	12	0	0	67	7	0
Donahue, Christian	.000	3	6	0	0	0	0	0	0	1	0	1	1	0	0	.143	.000	.143	0	0	0	0	0	3	1	0	0	0	1
Freeman, Mike	.274	78	303	51	83	15	2	6	38	120	25	1	66	6	6	.330	.396	.726	1	1	1	3	0	16	1	55	4	0	4
Gimenez, Chris	.204	68	201	15	41	12	1	2	18	61	20	1	67	1	1	.282	.303	.585	3	0	3	4	12	0	5	0	0	38	2
Gore, Terrance	.118	11	34	6	4	0	0	0	0	4	2	0	13	5	1	.189	.118	.307	0	0	1	0	0	0	0	0	11	0	0
Gore, Terrance	.193	78	176	32	34	2	2	0	5	40	19	0	49	21	5	.283	.227	.510	0	7	3	4	0	0	0	0	70	0	3
Hannemann, Jacob	.238	116	374	44	89	14	3	6	32	127	27	0	84	22	6	.297	.340	.636	2	5	5	6	0	0	0	0	107	0	6
Martin, Trey	.201	46	139	11	28	3	1	0	9	33	9	1	54	5	1	.252	.237	.489	2	2	1	1	0	0	0	0	43	0	1
Navarro, Efrén	.310	48	184	17	57	10	1	4	29	81	23	4	38	0	1	.386	.440	.826	2	0	1	6	42	0	0	0	3	0	2
Pearson, Tyler	.167	2	6	1	1	0	0	0	0	1	0	0	3	0	0	.167	.167	.333	0	0	0	0	0	0	0	0	0	0	0
Rademacher, Bijan	.251	114	342	26	86	14	0	2	31	106	37	2	67	2	2	.326	.310	.635	3	2	6	21	0	0	0	0	75	0	4
Remillard, Will	.061	15	33	3	2	1	0	0	1	3	2	0	17	0	0	.111	.091	.202	1	0	0	3	1	0	0	0	0	7	1
Solis, Ali	.182	27	66	3	12	2	0	1	4	17	1	0	24	0	0	.191	.258	.449	1	1	0	0	5	0	0	0	0	10	4
Vostler, Jason	.263	63	226	28	62	11	1	11	47	108	13	0	79	0	0	.306	.458	.763	1	0	2	4	3	1	60	0	0	4	0
Young, Chesny	.266	81	271	33	72	8	1	0	20	82	16	0	54	4	1	.304	.303	.607	2	1	0	7	1	36	22	14	6	0	10
Zagunis, Mark	.272	115	371	63	101	17	0	7	40	139	70	2	101	11	1	.395	.375	.769	3	2	7	8	0	0	0	0	107	0	3
Team Total	.244	138	4512	526	1101	201	18	79	497	1575	451	18	1188	90	38	.318	.349	.667	33	39	52	95	96						
Teagarden, Taylor	.305	63	197	26	60	12	1	5	31	89	23	1	70	0	0	.379	.452	.831	2	0	2	3	8	0	0	0	0	42	2
Vallada, Chris	.266	106	334	34	89	22	1	7	41	134	25	1	76	1	2	.323	.401	.725	6	5	6	11	23	34	11	38	0	0	2
Villanueva, Christian	.259	123	455	56	118	23	2	18	88	199	35	1	80	2	3	.313	.437	.751	9	4	5	16	35	1	85	0	0	20	0
Team Total	.271	144	4790	669	1300	257	44	114	617	1987	437	15	1155	134	53	.335	.415	.750	42	67	44	104							131

TEAM PITCHING STATS																													
PITCHERS	W	L	ERA	G	GS	CG	SHO	SV	SVO	IP	H	R	ER	HR	BB	IBB	SO	BK	WP	GO	DP	WHIP	AVG	AB	TBF	SF	GF	HLD	
Alzola, Adbert	2	4	4.76	8	8	0	0	0	0	39.2	43	21	21	4	0	13	0	27	2	1	0.54	3	1.41	.281	153	171	4	0	0
Baldonado, Alberto	7	2	4.88	37	1	0	0	0	2	59.0	61	35	32	5	2	37	2	66	0	9	0.88	7	1.66	.275	222	264	1	6	4
Bass, Anthony	0	3	3.38	27	0	0	0	3	5	32.0	34	19	12	3	0	6	0	25	0	2	1.41	2	1.25	.266	128	135	0	11	3
Brooks, Craig	1	3	4.03	18	0	0	0	0	0	22.1	17	15	10	1	2	24	1	22	0	1	0.48	1	1.84	.210	81	108	0	3	1
Bruno, Stephen	0	0	0.00	1	0	0	0	0	0	1.0	1	0	0	0	0	0	0	0	0	2.00	0	1.00	.250	4	4	0	1	0	
Butler, Eddie	0	3	8.10	5	5	0	0	0	0	13.1	21	13	12	4	2	5	0	9	0	0	2.11	3	1.95	.368	57	65	1	0	0
Chatwood, Tyler	0	1	9.45	2	2	0	0	0	0	6.2	5	7	7	0	1	10	0	4	0	0	2.25	2	2.25	.227	22	33	0	0	0
Clifton, Trevor	4	3	3.89	14	12	0	0	0	0	69.1	65	32	30	8	9	29	1	56	1	5	0.77	6	1.36	.258	252	297	2	0	0
Coleman, Casey	2	4	6.91	10	5	0	0	0	1	28.2	37	24	22	4	1	10	0	23	0	1	0.68	1	1.64	.314	118	133	3	3	0
Duensing, Brian	0	1	6.35	5	0	0	0	0	0	5.2	7	4	4	1	0	2	0	2	0	0	0.86	1	1.59	.318	22	24	0	0	1
Edwards Jr., Carl	0	1	9.00	3	0	0	0	0	1	2.0	2	2	2	0	2	4	0	3	0	2	0.00	0	3.00	.333	6	13	1	0	0
Farrell, Luke	1	4	3.64	12	12	0	0	0	0	54.1	40	22	22	4	3	28	0	61	0	0	0.83	2	1.25	.206	194	231	3	0	0
Gimenez, Chris	0	0	0.00	1	0	0	0	0	0	1.0	1	0	0	0	0	0	0	0	0	0.50	0	1.00	.250	4	4	0	1	0	
Hancock, Justin	2	2	4.57	18	0	0	0	0	2	21.2	25	14	11	2	0	8	1	27	0	0	2.89	2	1.52	.291	86	95	0	10	1
Hedges, Zach	0	0	6.20	7	3	0	0	1	2	24.2	32	18	17	4	2	8	0	12	0	2	2.17	4	1.62	.323	99	111	1	2	0
Hultzen, Danny	0	0	4.50	2	0	0	0	0	0	2.0	3	1	1	0	0	0	0	1	0	0	0.67	0	1.50	.333	9	9	0	0	0
Maples, Dillon	2	3	2.79	41	0	0	0	10	12	38.2	22	14	12	1	2	39	1	75	0	12	2.25	3	1.58	.162	136	177	0	30	1
Markey, Brad	3	2	5.12	24	2	0	0	0	1	45.2	51	29	26	11	9	0	33	0	11	0.94	2	1.31	.276	185	197	2	4	3	
Mazzoni, Cory	4	3	4.46	29	0	0	0	4	4	38.1	37	22	19	5	1	11	3	34	0	1	0.67	1	1.25	.248	149	165	2	16	3
Mekkes, Dakota	1	0	1.44	25	0	0	0	3	4	31.1	27	6	5	1	1	16	1	41	1	3	1.17	2	1.37	.233	116	135	1	9	2
Mills, Alec	5	12	4.84	23	23	0	0	0	0	124.2	121	69	67	10	6	41	0	108	1	5	0.88	9	1.30	.256	472	531	7	0	0
Morrison, Preston	0	1	6.23	3	0	0	0	0	0	4.1	7	3	3	1	0	0	0	3	0	0	1.75	0	1.62	.333	21	21	0	1	0
Nonwood, James	1	1	2.55	15	0	0	0	0	2	17.2	11	5	5	1	1	12	1	21	0	1	0.67	0	1.30	.180	61	75	0	7	2
Robinson, Duncan	1	0	0.82	2	2	0	0	0	0	11.0	9	2	1	0	0	3	1	8	0	0	0.50	0	1.09	.225	40	44	0	0	0
Rosario, Randy	0	0	0.79	15	0	0	0	0	0	22.2	13	3	2	1	0	6	0	15	0	2	1.13	1	0.84	.165	79	85	0	5	3
Roth, Michael	1	2	3.03	7	5	0	0	0	0	29.2	27	13	10	2	1	6	2	23	0	2	0.78	5	1.42	.265	102	124	2	2	0
Ryan, Kyle	1	2	2.86	22	8	0	0	0	1	66.8	48	21	21	9	3	18	0	61	0	0	2.26	9	1.00	.204	235	257	0	4	0
Simmons, Shae	2	2	5.56	24	0	0	0	2	5	22.2	19	15	14	1	2	21	2	21	0	1	1.56	0	1.76	.224	85	109	0	9	3
Solis, Ali	0	0	9.00	1	0	0	0	0	0	1.0	2	1	1	1	0	0	0	0	0	0	1.00	1	2.00	.500	4	4	0	1	0
Torrez, Dauri	1	2	5.20	8	3	0	0	0	0	27.2	29	16	16	3	1	10	0	16	0	0	0.60	4	1.41	.274	106	120	1	2	0
Tseng, Jen-Ho	2	15	6.27	26	26	0	0	0	0	136.1	159	103	95	20	9	44	1	115	2	3	1.40	12	1.49	.290	548	613	6	0	0
Underwood Jr.	4	10	4.53	27	20	0	0	0	0	119.1	127	71	60	8	6	37	1	105	6	6	0.99	15	1.37	.275	462	512	4	5	0
Webster, Allen	0	0	2.70	4	0	0	0	0	0	3.1	3	1	1	0	0	0	0	2	0	0	1.67	0	0.90	.231	13	13	0	0	1
Zastzyny, Rob	3	2	3.86	33	1	0	0	0	0	56.0	47	28	24	1	5	28	3	50	0	2	1.63	6	1.34	.226	208	239	1	6	3
Team Total	50	88	4.46	138	138	0	5	23	42	1179.2	1153	649	585	121	60	494	21	1069	7	62	1.34	104	1.40	.257	4479	5118	42	138	31

MYRTLE BEACH PELICANS (HIGH-A)



Location..... Myrtle Beach, South Carolina
Affiliate Since..... 2015
Ballpark..... TicketReturn.com Field (6,599)
Opened..... 1999
League..... Carolina League
Website..... www.MyrtleBeachPelicans.com
Chairman/Managing Partner..... Chuck Greenberg
President/GM..... Andy Milovich
Broadcaster/Media Relations..... Zach Bigley

Division..... Carolina League Southern
2018 1st Half Record..... 34-36 (.486), T-4th
2018 2nd Half Record..... 27-42 (.391), 4th
2018 Overall Record..... 61-78 (.439), 4th
Manager..... Steve Lerud
Pitching Coach..... Brian Lawrence
Hitting Coach..... Ty Wright
Trainer..... Logan Severson

MYRTLE BEACH PELICANS TEAM BATTING STATS

BATTERS	AVG	G	AB	R	H	2B	3B	HR	RBI	BB	IBB	SO	SB	CS	OBP	SLG	OPS	SF	SAC	BHP	DP	1B	2B	3B	SS	O	C	E	
Ademan, Aramis	.207	114	396	49	82	11	3	3	38	108	38	1	95	9	5	.291	.273	.563	1	8	9	12	0	0	0	112	0	23	
Alamo, Tyler	.212	71	245	24	52	9	0	8	34	85	15	1	66	0	1	.261	.347	.608	8	1	4	7	52	0	0	0	3	3	
Ayala, Luis	.184	71	207	17	38	4	1	0	12	44	25	0	54	7	5	.275	.213	.487	0	1	1	4	0	0	0	69	0	5	
Caro, Roberto	.263	44	137	13	36	6	0	1	10	45	25	0	32	19	4	.384	.328	.713	0	3	2	1	0	0	0	39	0	1	
Cruz, Michael	.128	12	39	3	5	1	0	1	3	9	1	0	9	0	0	.167	.231	.397	1	0	1	0	3	0	0	0	9	2	
Davis, Zach	.239	38	113	12	27	3	0	1	6	33	8	1	36	7	3	.326	.292	.618	1	0	7	1	0	0	0	37	0	1	
Donahue, Christian	.282	13	39	7	11	3	0	2	6	20	6	0	12	0	0	.391	.513	.904	0	0	1	1	0	10	0	0	0	2	
Galindo, Vladimir	.216	114	403	40	87	21	0	6	35	126	31	0	124	0	2	.276	.313	.589	1	0	3	14	0	0	105	0	0	29	
Gutierrez, Jose	.239	14	46	5	11	3	2	0	1	18	5	0	15	0	1	.314	.391	.705	0	3	0	0	0	0	0	14	0	1	
Higgins, P.J.	.289	69	232	22	67	17	0	3	37	93	34	0	40	3	1	.381	.401	.782	4	4	3	5	4	0	5	0	37	7	
Machin, Vimal	.209	33	110	20	23	6	0	2	14	35	28	0	23	1	0	.369	.318	.687	2	0	1	4	0	17	10	0	0	5	
Mitchell, Kevonte	.218	80	262	23	57	13	1	4	24	84	27	0	78	4	4	.293	.321	.614	5	1	3	3	0	0	0	68	0	3	
Monasterio, Andrew	.263	109	369	52	97	14	2	3	31	124	52	1	64	10	3	.359	.336	.695	3	7	5	8	0	77	1	28	0	17	
Myers, Connor	.259	72	247	27	64	14	2	2	24	88	18	0	69	14	6	.312	.356	.669	2	2	2	4	0	0	0	70	0	1	
Pearson, Tyler	.000	9	24	1	0	0	0	0	0	0	0	0	11	0	0	.000	.000	.000	0	0	0	0	0	0	0	0	8	2	
Peguero, Yelmer	.210	60	167	12	35	3	0	0	9	38	7	0	45	1	1	.240	.228	.468	1	2	0	1	0	32	22	2	0	10	
Pereda, Johnny	.272	122	441	51	120	12	2	8	57	160	51	3	68	4	2	.347	.363	.710	2	1	1	18	0	0	0	0	39	0	4
Prieters, Chris	.226	27	93	9	21	2	2	0	7	27	7	0	23	4	0	.275	.290	.565	2	0	0	0	1	0	0	26	0	4	
Spingola, Daniel	.211	41	133	16	28	8	0	2	10	42	11	0	33	1	1	.279	.316	.595	1	2	2	0	0	0	0	39	0	4	
Upshaw, Austin	.203	72	232	18	47	8	2	2	15	65	15	0	44	1	0	.252	.280	.532	2	6	1	6	50	8	4	0	1	6	
Wilson, D.J.	.219	64	237	27	52	9	2	1	13	68	32	1	71	10	6	.315	.287	.602	0	2	1	2	0	0	0	61	0	3	
Young, Jared	.282	51	188	20	53	6	2	6	23	81	11	1	40	1	.341	.341	.431	.772	2	0	7	7	32	0	0	8	0	2	
Team Total	.232	139	4360	468	1013	173	21	55	409	1393	447	9	1052	46	.309	.309	.319	.629	38	43	54								

MYRTLE BEACH PELICANS TEAM PITCHING STATS

PITCHERS	W	L	ERA	G	GS	CG	SHO	SV	SVO	IP	H	R	ER	HR	HB	BB	IBB	SO	BK	WP	GO	DP	WHIP	AVG	AB	TBF	SF	GF	HLD	
Abbott, Cory	4	5	2.53	13	13	0	0	0	0	67.2	59	22	19	3	2	26	0	74	3	11	1.09	5	1.26	.234	252	282	2	0	0	
Bloomquist, Casey	3	4	3.71	30	2	0	0	1	4	63.0	64	29	26	2	4	23	2	51	0	8	1.17	0	1.38	.257	249	281	3	11	2	
Bucklew, James	0	0	0.00	2	1	0	0	0	0	3.2	2	0	0	0	0	2	0	3	0	0	1.50	2	1.09	.200	10	12	0	0	0	
Caro, Roberto	0	0	0.00	3	0	0	0	0	0	1.2	0	0	0	0	0	1	0	0	0	0	0.25	0	0.60	.000	5	6	0	2	0	
Clark, Bailey	2	2	2.45	12	2	0	0	1	1	36.2	30	14	10	1	1	14	0	36	0	3	1.27	3	1.20	.226	133	149	0	4	1	
Diaz, Elvis	0	0	9.95	4	0	0	0	0	0	6.1	11	7	7	2	0	2	0	3	0	1	0.40	2	2.05	.407	27	30	1	2	0	
Gomez, Yapsen	1	2	2.45	10	0	0	0	1	2	18.1	17	7	5	1	3	4	2	12	0	0	1.35	3	1.15	.254	67	76	2	7	2	
Hockin, Chad	0	2	7.94	3	0	0	0	0	1	5.2	8	8	5	0	0	1	0	4	0	1	0.44	0	1.59	.333	24	26	1	3	0	
Hudson, Bryan	6	11	4.70	23	23	0	0	0	0	113.0	102	72	59	4	12	58	0	78	2	14	1.73	16	1.42	.241	424	499	4	0	0	
Kellogg, Ryan	3	1	3.58	37	0	0	0	4	7	78.0	81	39	31	4	5	29	1	52	0	5	1.45	13	1.41	.279	290	331	6	16	3	
Kelly, Garrett	2	1	2.08	5	0	0	0	0	1	8.2	5	4	2	2	0	4	0	9	0	2	0.89	0	1.04	.161	31	35	0	2	0	
Lacy, Rollee	1	1	5.79	2	2	0	0	0	0	9.1	11	6	6	2	1	4	0	10	0	0	3.00	3	1.61	.297	37	42	0	0	0	
Lange, Alex	6	8	3.74	23	23	0	0	0	0	120.1	104	52	50	6	8	38	0	101	0	19	0.98	5	1.18	.234	444	495	3	0	0	
Leal, Erick	1	1	1.41	21	8	0	0	1	1	63.2	35	12	10	2	2	17	0	61	5	0	0.77	2	0.82	.156	225	244	0	3	5	
Miller, Kyle	0	0	18.00	2	0	0	0	0	0	2.0	5	4	4	1	1	3	0	5	0	0	1.00	4	0.40	.455	11	15	0	1	0	
Miller, Tyson	9	9	3.54	23	23	1	0	0	0	127.0	104	53	50	12	7	35	0	126	0	7	0.71	4	1.09	.220	473	516	0	0	0	
Minch, Jordan	3	1	3.65	18	0	0	0	1	2	24.2	19	15	10	2	0	13	1	28	0	3	2.38	1	1.30	.211	90	104	1	8	1	
Paulino, Jose	0	7	6.12	29	7	0	0	3	3	78.0	110	80	53	7	5	21	1	57	2	5	1.71	4	1.68	.330	333	369	7	12	1	
Pearson, Tyler	0	0	0.00	2	0	0	0	0	0	1.0	2	4	0	0	0	5	0	3	0	0	1.00	0	7.00	.333	6	11	0	1	0	
Peguero, Yelmer	0	0	0.00	1	0	0	0	0	0	1.0	1	0	0	0	0	1	0	1	0	0	0.00	0	2.00	.250	4	5	0	0	0	
Peyton, Tyler	3	6	3.07	38	0	0	0	0	10	15	67.1	69	32	23	1	1	38	4	52	0	5	0.85	6	1.59	.265	260	304	4	20	2
Romero, Jhon	1	2	3.27	32	0	0	0	9	11	44.0	40	19	16	1	5	17	1	57	0	3	0.56	1	1.30	.237	169	194	1	27	1	
Rondon, Manuel	2	5	2.10	19	1	0	0	1	3	34.1	25	11	8	2	1	22	1	40	0	2	0.88	4	1.37	.208	120	148	1	6	8	
Short, Wyatt	1	1	2.27	22	0	0	0	4	6	31.2	19	9	8	1	1	12	1	38	0	3	1.76	3	0.98	.167	114	128	0	12	4	
Spingola, Daniel	0	0	0.00	1	0	0	0	0	0	1.0	0	0	0	0	0	2	0	0	0	0	0.00	0	2.00	.000	3	5	0	1	0	
Steele, Justin	2	1	2.45	4	4	0	0	0	0	18.1	12	7	5	0	3	6	0	19	0	2	0.62	0	0.98	.185	65	74	0	0	0	
Swamer, Matt	5	2	2.28	9	9	0	0	0	0	51.1	43	15	13	2	1	7	0	59	0	2	0.74	2	0.97	.221	195	204	1	0	0	
Thompson, Keegan	3	3	3.19	12	12	0	0	0	0	67.2	49	27	24	6	2	13	0	61	0	3	0.59	3	0.92	.242	243	262	4	0	0	
Uelmen, Erich	3	3	4.36	10	9	0	0	0	0	33.0	38	17	16	3	0	15	0	24	4	4	1.33	5	1.61	.292	130	147	1	0	0	
Team Total	61	78	3.51	139	139	1	16	36	57	1178.1	1065	565	460	67	65	433	14	1064	7	108	1.38	87	1.27	.240	4434	4994	42	138	30	

FRONT OFFICE

2019 SMOKIES

SOUTHERN LEAGUE

2018 SEASON IN REVIEW

CHICAGO CUBS

HISTORY & RECORDS

MEDIA INFORMATION



SOUTH BEND CUBS (LOW-A)



Location..... South Bend, Indiana
Affiliate Since.....2015
Ballpark..... Four Winds Field (5,000)
Opened.....1991
League.....Midwest League
Website.....www.SouthBendCubs.com

Division.....Midwest League Eastern
2018 1st Half Record.....34-35 (.493), 4th
2018 2nd Half Record.....30-39 (.435), 7th
2018 Overall Record.....64-74 (.464), T-4th

Manager.....Buddy Bailey
Pitching Coach.....Jamie Vermilyea
Assistant Coach.....Pedro Gonzalez
Assistant Coach.....Paul McNulty
Trainer.....James Edwards

Owner/Chairman.....Andrew Berlin
Broadcaster.....Dave Pritchett
Media Relations.....Chris Hagstrom-Jones

SOUTH BEND CUBS TEAM BATTING STATS															GAMES BY POSITION														
BATTERS	AVG	G	AB	R	H	2B	3B	HR	RBI	TB	BB	IBB	SO	SB	CS	OBP	SLG	OPS	SF	SAC	HBP	DP	1B	2B	3B	SS	OF	C	E
Amaya, Miguel	.256	116	414	54	106	21	2	12	52	167	50	5	91	1	0	.349	.403	.752	4	0	11	9	9	0	0	0	0	95	10
Balego, Cam	.233	38	129	13	30	7	0	0	12	37	8	1	25	1	1	.296	.287	.583	1	1	4	0	16	3	9	0	0	12	5
Bethencourt, Johnny	.274	64	252	33	69	14	5	1	23	96	17	0	58	7	3	.318	.381	.698	4	5	1	6	0	18	13	31	0	0	21
Car, Roberto	.375	38	128	27	48	8	6	1	17	71	18	2	30	17	6	.460	.555	1.015	1	4	3	1	0	0	0	0	0	31	4
Carrier, Chris	.171	13	35	7	6	1	0	0	11	13	5	0	15	1	0	.326	.371	.697	0	0	3	0	0	0	0	0	12	0	0
Cruz, Michael	.246	75	276	34	68	24	0	11	45	125	25	1	33	1	0	.315	.453	.768	3	0	4	14	6	0	0	0	0	27	5
Daniel, Clayton	.236	36	127	18	30	5	0	0	9	38	9	0	20	1	1	.283	.299	.582	2	0	0	4	0	24	1	5	0	0	4
Davis, Zach	.289	79	273	55	79	5	0	0	25	94	32	0	65	31	10	.373	.344	.717	3	4	6	3	0	0	0	0	78	0	1
Donahue, Christian	.287	80	282	41	81	18	1	2	23	107	29	1	63	3	2	.352	.379	.732	3	3	1	4	0	49	7	1	12	10	10
Fillire, Austin	.253	120	439	57	111	22	1	8	47	159	51	2	129	0	1	.335	.362	.698	3	3	5	9	25	0	86	1	0	0	25
Gonzalez, Eric	.333	4	12	2	4	0	0	0	0	4	0	0	1	0	0	.333	.333	.667	0	0	0	0	0	0	0	0	0	4	1
Gutierrez, Jose	.205	21	83	10	17	2	0	2	10	25	6	0	26	1	1	.261	.301	.562	2	2	1	1	0	0	0	0	18	0	0
Herron, Jimmy	.245	33	110	12	27	2	0	3	17	38	12	3	24	1	3	.333	.345	.679	3	1	4	3	0	0	0	0	30	1	0
Hoerner, Nico	.400	4	15	1	6	1	0	1	3	10	2	0	1	0	0	.471	.667	1.137	0	0	0	0	0	0	0	4	0	0	0
Hughes, Brandon	.237	109	375	46	89	14	0	4	35	115	33	0	111	22	10	.303	.307	.610	6	3	5	6	0	0	0	0	100	0	3
Narea, Rafael	.237	100	358	43	85	20	0	2	43	111	29	1	64	7	3	.295	.310	.606	6	6	3	13	0	12	2	80	0	0	29
Payne, Tyler	.280	13	50	5	14	2	1	0	10	18	3	0	10	0	0	.321	.360	.681	0	0	0	2	2	0	0	0	0	7	0
Peguero, Yeller	.258	28	97	10	25	3	2	1	5	35	9	0	26	4	0	.318	.361	.679	1	2	0	1	0	12	9	6	0	0	3
Singleton, Chris	.223	107	368	30	82	26	2	4	28	124	22	0	99	12	7	.272	.337	.609	3	9	4	1	0	0	0	0	103	0	3
Upshaw, Austin	.157	39	140	9	22	3	0	4	17	37	9	0	32	0	1	.204	.264	.468	3	3	0	1	34	0	1	0	0	0	1
Velazquez, Nelson	.188	31	112	6	21	1	0	0	7	22	7	0	43	3	0	.242	.196	.438	0	0	1	2	0	0	0	0	26	0	2
Young, Jared	.313	69	259	41	81	13	0	6	53	136	20	0	47	1	0	.368	.525	.893	6	2	6	7	50	2	0	0	13	0	6
Zinn, Delvin	.286	59	217	17	62	3	1	1	21	70	14	0	37	3	6	.335	.323	.657	2	3	3	7	0	21	15	13	0	0	21
Team Total	.256	138	4551	571	1163	218	32	69	513	1652	410	16	1050	117	55	.322	.363	.685	56	51	65	94							

SOUTH BEND CUBS TEAM PITCHING STATS																													
PITCHERS	W	L	ERA	G	GS	CG	SHO	SV	SVO	IP	H	R	ER	HR	HB	BB	IBB	SO	BK	WP	GO/AO	DP	WHIP	AVG	AB	TBF	SF	GF	HLD
Abbott, Cory	4	1	2.47	9	9	0	0	0	0	47.1	35	18	13	5	1	13	0	57	0	2	0.55	0	1.01	.207	169	185	2	0	0
Aguiar, Maikel	1	1	3.46	6	0	0	0	0	0	13.0	6	5	5	2	0	6	0	10	0	0	0.81	0	0.92	.140	43	51	2	1	0
Albertos, Jose	0	5	18.69	9	4	0	0	0	0	13.0	17	28	27	1	1	32	0	17	1	11	1.86	1	3.77	.321	63	87	1	1	1
Aquino, Luis	1	2	7.16	10	0	0	0	0	1	16.1	17	20	13	1	0	10	0	9	0	1	0.81	2	1.65	.270	63	74	0	5	1
Assad, Javier	5	7	4.40	23	21	0	0	0	0	106.1	124	65	52	6	10	31	0	89	2	10	0.84	10	1.46	.290	428	473	3	0	0
Balego, Cam	1	0	0.00	1	0	0	0	0	0	2.0	1	0	0	0	0	0	0	2	0	0	1.00	0	0.50	.143	7	7	0	1	0
Camargo, Jesus	3	2	2.62	11	6	0	0	0	0	44.2	40	15	13	2	5	10	0	40	0	3	0.69	1	1.12	.241	166	183	1	1	0
Clark, Bailey	1	0	1.26	5	0	0	0	0	0	14.1	12	5	2	1	1	3	0	19	0	3	4.75	2	1.05	.226	53	58	1	3	1
Darvish, Yu	0	0	1.50	2	2	0	0	0	0	6.0	4	1	1	1	1	0	1	6	0	1	1.00	0	0.83	.182	22	23	0	0	0
De Los Rios, Enrique	3	4	2.93	31	6	0	0	4	6	86.0	86	36	28	5	4	16	0	63	0	2	1.27	15	1.19	.269	320	344	2	10	4
Diaz, Elvis	1	0	1.80	2	0	0	0	0	0	5.0	5	2	1	0	0	0	0	4	0	1	0.57	0	1.00	.250	20	20	0	0	0
Donahue, Christian	0	0	0.00	1	0	0	0	0	0	1.0	1	0	0	0	0	0	0	0	0	0	2.00	0	1.00	.250	4	4	0	1	0
Glowski, Brian	5	5	1.20	45	0	0	0	18	21	67.2	52	23	9	4	2	24	3	66	0	3	0.84	3	1.12	.211	246	280	0	40	0
Gomez, Yapsen	1	2	3.58	28	0	0	0	1	2	50.1	47	25	20	1	4	17	0	40	2	4	1.65	5	1.27	.237	198	222	2	13	6
Hecht, Ben	4	1	4.23	34	0	0	0	6	7	55.1	42	29	26	3	6	29	0	59	1	11	1.04	4	1.28	.210	200	238	3	22	1
Hughes, Brandon	0	0	0.00	1	0	0	0	0	0	0.1	0	0	0	0	0	0	0	0	0	0	0.00	0	0.00	.000	1	1	0	1	0
Kelly, Garrett	1	1	1.34	18	0	0	0	1	2	33.2	19	9	5	1	3	19	0	32	0	2	0.51	1	1.13	.161	118	141	1	5	1
King, Brendan	4	7	3.39	35	7	0	0	3	3	82.1	73	35	31	10	7	24	0	82	0	3	0.68	7	1.18	.234	312	347	3	9	5
Lacy, Rollie	4	1	2.02	16	10	0	0	0	0	71.1	54	26	16	3	7	20	0	84	0	6	2.31	6	1.04	.203	266	294	1	1	1
Lawlor, Ryan	1	2	4.50	4	3	0	0	0	0	16.0	14	8	8	0	0	5	0	21	0	1	0.63	0	1.19	.230	61	66	0	0	1
Little, Brendon	5	11	1.55	22	21	0	0	0	0	101.1	106	70	58	8	4	43	0	90	0	10	1.24	5	1.47	.264	401	454	3	0	1
Marquez, Brailyn	0	0	2.57	2	2	0	0	0	0	7.0	7	3	2	0	1	2	0	7	0	1	0.40	1	1.29	.259	27	31	1	0	0
Moreno, Erling	2	3	3.86	12	11	0	0	0	1	67.2	67	32	29	1	5	27	0	41	1	4	1.65	11	1.39	.265	253	291	5	0	0
Passantino, Jeffrey	4	1	3.41	8	4	0	0	0	0	34.1	36	16	13	6	0	4	0	37	0	1	1.00	2	1.17	.267	135	139	0	1	0
Rodriguez, Manuel	3	5	7.59	32	0	0	0	3	9	40.1	52	41	34	2	6	36	2	64	0	6	1.55	1	2.18	.308	169	214	1	13	2
Rondon, Manuel	1	0	3.78	9	0	0	0	0	0	16.2	12	9	7	2	0	6	0	22	0	1	1.00	2	1.08	.200	60	66	0	0	3
Smyly, Drew	0	0	0.00	1	1	0	0	0	0	1.0	0	0	0	0	0	0	0	3	0	0	0.00	0	0.00	.000	3	3	0	0	0
Steffens, Jake	1	1	3.65	12	0	0	0	0	0	24.2	27	12	10	1	2	7	0	12	0	2	1.10	3	1.38	.270	100	109	0	5	0
Stophel, Mitch	0	0	12.54	6	0	0	0	0	0	9.1	20	13	13	3	2	4	0	12	0	3	0.89	0	2.57	.417	48	55	0	2	1
Thomas, Tyler	3	5	2.88	15	14	0	0	1	1	75.0	58	31	24	5	4	14	0	81	2	7	0.78	2	0.96	.210	276	298	2	1	0
Uelmen, Erich	5	5	3.51	11	11	0	0	0	0	56.1	54	22	22	0	2	15	0	58	1	4	2.55	4	1.22	.251	215	232	0	0	1
Upshaw, Austin	0	0	0.00	1	0	0	0	0	0	1.0	1	0	0	0	0	0	0	0	0	0	0.00	0	1.00	.250	4	4	0	1	0
Williams, Ryan	0	2	4.82	7	6	0	0	0	0	37.1	42	20	20	3	1	10	0	29	0	3	0.71	1	1.39	.290	145	159	3	1	0
Team Total	64	74	3.75	138	138	0	12	37	53	1204.0	1131	619	501	77	78	428	5	1156	10	106	1.34	89	1.29	.247	4586	5153	37	138	29

EUGENE EMERALDS (SHORT-SEASON)



FRONT OFFICE

2019 SMOKIES

SOUTHERN LEAGUE

2018 SEASON IN REVIEW

CHICAGO CUBS

HISTORY & RECORDS

MEDIA INFORMATION



Location Eugene, Oregon
 Affiliate Since 2015
 Ballpark PK Park (3,500)
 Opened 1989
 League Northwest League
 Website www.emeraldsbaseball.com
 Division Northwest League South
 2018 1st Half Record 14-24 (.368), 4th
 2018 2nd Half Record 17-21 (.447), 2nd
 2018 Overall Record 31-45 (.461), 4th
 Manager Lance Rymel
 Pitching Coach Armando Gabino
 Assistant Coach Carlos Rojas
 Trainer Sean Folen
 Owner Elmore Sports Group, Ltd.
 General Manager Allan Benavides
 Asst. GM/Broadcaster Matt Dompe

Team Total	.234	76	2496										278										GAMES BY POSITION											
BATTERS	AVG	G	AB	R	H	2B	3B	HR	RBI	TB	BB	IBB	SO	SB	CS	OBP	SLG	OPS	SF	SAC	HBP	DP	1B	2B	3B	SS	OF	C	E					
Artis, D.J.	.235	20	68	10	16	2	1	2	9	26	8	0	14	6	2	.321	.382	.703	1	0	1	0	0	0	0	0	17	0	1					
Balego, Cam	.267	5	15	2	4	2	0	0	0	6	2	0	1	1	2	.389	.400	.789	0	0	1	0	0	4	1	0	0	0	2					
Daniel, Clayton	.269	7	26	3	7	1	0	0	2	8	5	0	1	1	1	.387	.308	.695	0	1	0	0	0	5	0	0	0	0	1					
Diaz, Luis	.212	44	151	16	32	8	1	0	17	42	14	0	68	5	3	.277	.278	.555	1	1	0	0	0	34	7	0	0	0	5					
Duma, Tyler	.259	24	81	10	21	3	2	1	8	31	9	0	17	0	0	.333	.383	.716	0	1	0	0	0	23	0	0	0	0	1					
Fennell, Grant	.281	41	160	17	45	11	1	4	21	70	12	0	36	3	3	.335	.438	.773	0	0	1	4	14	0	1	0	15	0	4					
Gonzalez, Eric	.178	14	45	4	8	3	0	1	4	14	4	0	15	0	0	.240	.311	.551	1	0	0	1	0	0	0	0	0	0	14					
Guerra, Alexander	.250	1	4	0	1	0	0	0	0	1	0	0	1	0	0	.250	.250	.500	0	0	0	0	0	0	0	0	0	0	1					
Hoerner, Nico	.318	7	22	6	7	0	1	1	2	12	5	0	3	4	1	.464	.545	1.010	0	0	1	0	0	0	0	5	0	0	0					
Jordan, Levi	.256	39	129	20	33	4	1	1	9	42	9	0	30	6	5	.305	.366	.631	2	0	1	4	0	20	10	9	1	0	5					
Kaleiwahea, Brennon	.222	18	45	3	10	1	0	1	6	14	5	0	18	0	0	.327	.311	.638	0	0	2	0	0	0	0	0	0	0	14					
Kelli, Fernando	.236	71	237	29	56	5	0	3	16	70	19	0	73	28	13	.308	.295	.603	3	1	6	0	0	0	0	0	65	0	4					
Knight, Caleb	.159	16	44	6	7	1	0	1	3	11	11	0	9	1	0	.367	.250	.617	1	0	4	3	1	0	0	0	0	0	15					
Kwon, Kwang-Min	.190	21	63	8	12	1	0	1	1	13	7	1	15	6	1	.282	.206	.488	0	0	1	0	0	0	0	0	0	0	17					
Mejia, Rafael	.292	7	24	2	7	2	1	0	2	11	2	0	6	0	1	.346	.458	.804	0	0	0	0	5	0	0	0	0	0	2					
Morel, Christopher	.165	25	91	7	15	2	0	1	8	20	0	0	29	0	1	.172	.220	.392	1	0	1	2	0	17	6	0	0	0	6					
Perfaza, Yonathan	.111	2	9	0	1	0	0	0	0	1	0	0	2	0	0	.111	.111	.222	0	0	0	0	0	2	0	0	0	0	0					
Polanco, Gustavo	.222	41	144	11	32	5	1	3	14	48	3	0	31	0	0	.242	.333	.575	1	0	1	6	11	0	0	0	0	0	21					
Reyes, Ruben	.000	2	6	0	0	0	0	0	0	0	0	0	0	0	0	.000	.000	.000	0	0	0	0	0	0	0	0	0	0	2					
Reynolds, Luke	.289	36	121	16	35	11	1	1	16	51	18	1	33	0	0	.383	.421	.804	1	0	1	1	9	0	18	0	0	0	0					
Romano, Ramsey	.125	7	24	1	3	1	0	0	0	4	1	0	5	0	0	.160	.167	.327	0	0	0	2	1	1	5	0	0	0	1					
Sierra, Jonathan	.255	68	243	28	62	15	1	3	29	88	22	0	60	10	4	.318	.362	.680	1	1	1	4	0	0	0	0	59	0	3					
Slaughter, Jake	.233	41	146	7	34	13	1	1	12	52	7	0	37	1	1	.356	.643	0	4	2	16	3	19	0	0	0	0	0	5					
Soto, Jonathan	.138	18	58	2	8	3	0	0	5	11	4	0	14	1	1	.190	.380	1	0	0	0	0	0	0	0	0	0	0	18					
Vazquez, Luis	.193	59	197	22	38	10	0	3	19	57	14	0	48	4	4	.289	.543	1	3	2	0	4	4	50	0	0	0	0	9					
Velazquez, Nelson	.250	72	264	35	66	18	2	11	33	121	23	2	81	4	4	.458	.780	0	1	5	4	0	0	0	0	61	0	7	7					
Weber, Andy	.191	23	79	13	23	3	0	0	7	26	9	0	19	3	3	.329	.692	2	1	1	2	0	9	2	10	0	0	0	5					
Team Total	.234	76	2496	278	583	125	14	38	243	850	213	4	666	97	50	.301	.341	.642	17	8	35	37												

EUGENE EMERALDS TEAM PITCHING STATS																													
PITCHERS	W	L	ERA	G	GS	SHO	SV	SVO	IP	H	R	ER	HR	HB	BB	IBB	SO	BK	WP	GO/	DP	WHIP	AVG	AB	TBF	SF	GF	HL	
Albertos, Jose	0	4	11.94	11	6	0	0	0	17.1	19	27	23	0	3	33	0	21	0	16	3.50	2	3.00	.284	67	103	0	0	1	
Aquino, Luis	0	0	1.83	12	0	0	0	2	19.2	13	6	4	1	1	7	0	19	0	0	1.40	2	1.02	.191	68	76	0	5	2	
Barry, Sean	2	2	1.77	24	0	0	0	1	35.2	23	13	7	3	1	20	3	42	0	9	1.64	5	1.21	.192	120	144	2	12	1	
Carrera, Faustino	5	2	2.54	13	9	0	0	0	67.1	48	20	19	4	4	19	0	58	3	2	1.06	6	1.00	.198	242	265	0	0	0	
Casey, Derek	0	0	5.87	5	3	0	0	0	7.2	6	5	5	1	0	3	0	5	0	0	.78	2	1.17	.222	27	30	0	0	0	
Cruz, Yovanny	1	0	0.00	1	1	0	0	0	5.0	4	0	0	0	1	0	0	5	0	0	3.50	1	0.80	.222	18	19	0	0	0	
De La Cruz, Yan	0	2	5.25	19	0	0	0	1	36.0	45	27	21	2	4	15	1	24	0	4	1.73	2	1.67	.306	147	170	3	3	0	
Geekie, Dalton	0	0	0.00	8	0	0	0	2	3	11.2	6	0	0	0	0	4	0	16	0	1	0.46	0	0.86	.150	40	45	1	5	1
Guerrero, Fauris	0	1	27.00	1	0	0	0	0	1	0.1	3	5	1	0	0	0	1	0	1	1.00	0	9.00	.500	6	6	0	0	0	
Kaleiwahea, Brennon	0	0	13.50	2	0	0	0	0	2.0	6	4	3	0	0	1	0	0	0	0	0.20	0	3.50	.500	12	13	0	2	0	
Knight, Caleb	0	0	0.00	1	0	0	0	0	0	0	1	0	0	0	0	0	0	0	0	0.00	0	0.00	.000	1	1	0	1	0	
Marquez, Brailyn	1	4	3.21	10	10	0	0	0	47.2	46	22	17	5	3	14	0	52	0	8	1.16	7	1.26	.257	179	197	1	0	0	
McCauley, Riley	1	0	3.07	14	0	0	0	0	1	14.2	8	5	5	2	0	10	0	19	0	0	0.69	0	1.23	.167	48	59	1	6	0
Medina, Ivan	0	0	7.36	3	0	0	0	1	3	7	3	3	0	0	1	0	5	0	2	4.00	1	2.18	.438	16	17	0	2	1	
Mort, Zach	0	4	5.79	10	10	0	0	0	0	28.0	36	19	18	5	1	7	0	31	1	0	0.92	5	1.54	.316	114	123	1	0	0
Palma, Eugenio	5	1	3.43	24	0	0	0	2	3	42.0	40	20	16	3	2	20	0	44	1	2	0.66	0	1.43	.248	161	184	1	8	2
Passantino, Jeffrey	5	0	3.29	8	4	0	0	0	0	38.1	37	14	14	2	2	9	0	39	0	0	0.58	1	1.20	.252	147	158	0	0	0
Patterson, Jack	0	0	3.60	1	1	0	0	0	0	5.0	6	2	2	0	0	2	0	6	0	1	1.00	0	1.60	.286	21	24	0	0	0
Ramos, Eury	2	5	6.29	12	9	0	0	0	0	44.1	51	35	31	4	3	21	0	41	0	12	1.00	1	1.62	.285	179	204	1	0	0
Reyes, Ruben	0	0	0.00	1	0	0	0	0	0	1.0	2	0	0	0	0	0	0	0	0	0.50	0	2.00	.400	5	5	0	1	0	
Richan, Paul	0	2	2.12	10	9	0	0	0	0	29.2	19	10	7	2	2	5	0	31	0	2	0.87	1	0.81	.183	104	113	1	0	0
Ridings, Stephen	3	3	4.15	22	0	0	0	0	1	34.2	29	19	16	4	1	15	1	44	0	8	1.11	3	1.27	.230	126	146	2	8	1
Roberts, Ethan	0	0	5.40	14	0	0	0	0	1	15.0	13	11	9	0	1	6	0	13	0	2	1.21	1	1.27	.232	56	64	1	4	2
Ryan, Casey	1	3	5.67	22	0	0	0	1	3	33.3	33	23	21	2	4	15	0	28	0	9	1.19	3	1.44	.260	127	148	2	7	2
Sanders, Cam	1	2	4.50	15	0	0	0	0	0	16.0	10	8	8	0	1	14	1	22	0	2	1.30	1	1.50	.182	55	70	0	1	1
Steffens, Jake	2	1	1.08	9	0	0	0	0	0	16.2	11	3	2	0	2	3	0	19	0	0	0.81	0	0.84	.186	59	64	0	4	0
Stophel, Mitch	1	2	7.67	16	0	0	0	2	3	27.0	25	24	23	4	4	17	2	25	0	1	1.04	3	1.56	.260	96	122	4	5	2
Sweeney, Nathan	0	0	9.00	2	0	0	0	0	0	3.0	7	6	3	0	0	2	0	2	0	0	1.25	0	3.00	.389	18	20	0	0	0
Thompson, Riley	0	2	2.84	9	8	0	0	0	0	25.1	24	10	8	1	3	9	0	25	2	2	1.18	2	1.30	.253	95	109	2	0	1
Vega, Carlos	0	0	3.48	6	0	0	0	1	1	10.1	6	4	4	1	0	5	0	13	0	1	1.57	0	1.06	.162	37	42	0	2	1
Williams, Ryan	1	5	5.64	6	6	0	0	0	0	30.1	40	22	19	5	2	4	0	15	0	2	1.21	4	1.45	.313	128	136	1	0	0
Team Total	31	45	4.13	76	76	0	3	13	27	669.0	623	367	307	51	45	281	8	665	7	87	143	53	1.35	247	2519	2877	24	76	19



Chris Archer

HISTORY & RECORDS



SMOKIES HISTORY

HISTORY OF THE TENNESSEE SMOKIES BASEBALL TEAM

In 1896, famed Cardinals' infielder Rogers Hornsby was only a newborn. That same year saw the crowning of the last Czar of Russia, the discovery of gold in both the Klondike and in Alabama, and the first intercollegiate basketball game. 1896 also gave East Tennesseans their first chance to taste professional baseball.

The Knoxville Indians took up residence at Baldwin Park for a period of two years, starting what would become a lengthy and rich tradition in the Knoxville area. The original Knoxville professional baseball team packed the stands, drawing upwards of 3,000 cheering spectators, who paid roughly 75 cents to watch the games at Baldwin Park.

The Reds followed the Indians into the upper-eastern third of the state after a four-year baseball drought that began in 1898 and ended when play resumed in 1902.

The Reds remained in place, thrilling early baseball fans in Knoxville for four seasons. No records for this team are available at the present time, but it is interesting to note that the squad played in three different associations over its four year existence, including the Appalachian League for two seasons (1902-03), the Tennessee-Alabama League (1904) and the Tennessee-Alabama-Georgia League (1905). Once again, however, what would become the 'American Pastime' couldn't flourish in East Tennessee. The Reds ceased playing in 1906, leaving the Knoxville area without a baseball team until the 1909 season.



Bill Meyer Stadium sat in the same location as Caswell Park (1921-29), Smithson Stadium (1931-53) and Chapman Hy. Park (1954). Its original name was Municipal Stadium, but was named for Meyer after his death in 1957

That year, the game returned to Knoxville in the form of the Appalachians of the South Atlantic League. Baldwin Park, which served both the Indians and the Reds as Knoxville's ballpark, was not the home of the newly formed Appalachians. Instead, the team made the move to Chilhowee Park, a stadium that would host minor league baseball for the next six seasons. The 1909 edition of the Appalachians recorded a 52-60 mark, finishing fifth in the league. The team once again took part in the Southeastern Association, leaving the South Atlantic League after just one year. The 1910 Appalachians played Knoxville's final season as a member of the Southeastern League, making the 1896 and 1897 Indians' squads the only other teams to travel the that circuit.

In 1911, the Appalachians were recognized by the National Association of Professional Baseball Leagues. That season also saw another switch in league affiliations, with the Appalachians joining the Appalachian League. For the next eight seasons, Chilhowee Park hosted "Appy" League games. In 1912, the Knoxville-area squad changed names, reverting back to the Reds moniker. The eight "Appy" League seasons would not be played one after the other, however, lasting just four seasons from 1911-1914.

The sport returned to the region again in 1921, when the Pioneers resumed Knoxville's membership in the Appalachian League and began playing at Caswell Park. The new location served the East Tennessee city's needs for a very long stretch. Even though different stadiums and parks sat on the land, the physical location hosted Minor League Baseball through the end of the 1999 season.

Caswell Park hosted the Pioneers for four seasons until the team switched names, this time taking the name that the team is known by today, the Smokies. The newly named club didn't stop at changing just its name, however, because the Smokies re-teamed with the "Sally" league in 1925 for a completely new identity.

The team managed to pound out five seasons in the hot Southern sun before the Great Depression of 1930 forced baseball to die away in the Knoxville area. The city tasted the success of three first-place seasons, with the "Appy" League in 1923 and 1924 and again in 1929 in the "Sally" League. The "Sally" League Championship was hard earned for the Smokies, who defeated Asheville for the title. John Walker and L. Bates dominated on the hill during the championship run, combining for a 48-20 record. Pitching alone doesn't win championships, even though the team had more than enough.

The 1929 championship squad also had plenty of offense. Elwood Smith, Boob McNair and Frank Waddey were team leaders who hit .322, .391 and .354, respectively during the championship run.

The citizens of Knoxville were ready for baseball's return in 1930, but that return would have to wait for one season. W. N. Smithson, an outspoken local councilman, loudly voiced his support for a



new baseball stadium and eventually won his battle. The Smokies returned to the diamond in Knoxville at the newly constructed Smithson Stadium, named for the man who brought baseball back to Knoxville. The Smokies played for 13 successful seasons at Smithson Stadium until World War II.

The Smokies folded in 1944, along with many baseball teams, due to the massive amount of manpower needed to fight the Axis Powers. With victories over both the Germans and the Japanese, peace returned to Europe and the Pacific, as did baseball to cities all across America. As the nation tried to return to normal, baseball flourished in Knoxville. Bill Meyer, a Knoxville native who was the backstop for the Appalachians in 1910, managed the club during the 1940s and won National League Manager of the Year honors in 1948. In '48, the first-year Pirates manager skippered his team to fourth in the NL thanks to a 21-game improvement in the win column. The Smokies' records from 1946 to 1954 are missing, but during that stretch the team collected four first-place finishes in the Tri-State League while playing at Smithson Stadium. The Smokies took a detour through the Mountain State league in 1953 before returning for their swan-song season in the Tri-State League in 1954. In 1955, baseball again disappeared from the map in Knoxville after two straight first-place finishes in two different leagues.

The Knoxville Smokies called Smithson Stadium home until 1953, when it burned to the ground. The city decided to build a 6,700 seat stadium on the same grounds, naming the new facility Municipal Stadium. The \$500,000 facility was renamed after the famed former Appalachian Bill Meyer in 1957 as a result of his death that same year.

The Smokies continued to play in the South Atlantic League, or the "Sally" League until 1964, when the S.A.L. changed names and became the Southern League. The "Sally" League moved up to Double-A in 1963, which became the catalyst for it's members to rename it the Southern League, a move that was due to the fact that the league wanted to distance itself from Class A ball. Knoxville's first few runs through the Southern League as a Reds affiliate were rough. During the four-year initial run, the charter member never finished above fourth place and twice finished lower than sixth place. Before Cincinnati moved it's Double-A affiliate to Asheville, N.C. after the 1967 season, the Knoxville club only managed to draw 21,390 fans-- the lowest total amount in Smokies' history.

The 50s and 60s, Knoxville saw some of the top talent in the minors, both between the lines and in the dugout. One of the American Pastime's greatest minds, Earl Weaver, managed the

BILL MEYER (1892-1957)

Bill Meyer broke into professional baseball in 1910 with the Knoxville Appalachians as a catcher. Prior to his professional career, the Knoxvilleian played high school ball at Knoxville High. Meyer logged time in the bigs, as well. In 1916-17, he called the pitches from behind the plate for the White Sox and the A's. Meyer spent 16 seasons managing in the New York Yankees system, and was even offered the chance to skipper the 1946 New York Squad. Meyer turned down the opportunity, however, due to a heart attack that he suffered prior to the Yankees offering him the position. Meyer did manage at the Major League level, leading the Pittsburgh Pirates from 1948-52. He finished his playing career with 113 games under his belt, homering once with 21 RBIs while carrying a .236 clip at the plate. As a manager, Meyer compiled a 317-452 mark, winning 41.2 percent of his games.

Smokies in the late 1950s. The former Smokies' second baseman led the club to an improved 81-73 record in 1957 that followed a campaign that mustered only 53 wins during the previous year.

The Smokies even had a hand in the 1968 Detroit Tigers championship team. Bill Freehan, Mickey Stanley, Jim Northrup, along with pitchers Mickey Lolich and Fred Gladding all graced the diamond in Knoxville and all were vital members of the Tigers' championship squad.

After a brief break that lasted through the 1971 season, Knoxville stormed back into the Southern League, winning championships in 1972 and 1974. The first three years that baseball was back in Knoxville saw three straight winning seasons. Over that stretch, the newly named Knoxville White Sox compiled an overall mark of 218-196 for a .694 winning percentage. With success on the field of nearly 70-percent, it's tough not to win a pennant. The first title in 45 years came in 1974 as the "Knox Sox" took advantage of the offensive talents of outfielder Nyls Nyman. Nyman led the SL in the championship season in four different categories: batting average, hits,



runs and triples, finishing with a .325 clip at the plate. Players weren't the only shining stars in '74. Sox skipper Jim Napier earned the respect of those that followed SL baseball, capturing manager of the year honors for his squad's impressive 72-63 campaign. The Sox finished third during the season but excelled in the playoffs. Knoxville eventually defeated Jacksonville 3-2 in the best-of-five series to win the SL pennant.

The success of the 70s continued with another pennant in 1978. This time a young manager would steal the headlines in the season's first half. Anthony La Russa, Jr., skippered the squad for the first 70 games, crushing SL foes in the process en route to a 49-21 West Division title. Tony La Russa's minor league managerial career was short lived. Just eight games into the second half of the 1978 season, La Russa left the team. He was back in the dugout in 1979, first at Triple-A Iowa and next in the

American League with Chicago. His career in Major League Baseball included stops in Chicago, Oakland and St. Louis. La Russa guided three straight Oakland teams to World Series appearances ranging from 1988-1990, earning one World Series ring for winning the 1989 October Classic. He would also go on to win a pair of titles with the Cardinals. The 1978 Knoxville Sox dominance didn't end when La Russa left. Manager Joe Jones guided the team home to a second half title and the SL Championship, which also gave the Sox a bye in first round of the playoffs and straight-shot to the championship series. With an 88-56 mark and a 2-1 series win over Savannah, Knoxville was at the top of the Double-A Southern League, drawing in more than 81,000 fans to Bill Meyer Stadium- the most since the 1962 campaign when the team drew more than 90,000 spectators.

In 1980, the Knoxville club began a long relationship with the American League's north-of-the-border presence: the Toronto Blue Jays. The Sox changed names once again, this time taking the name of the parent club. Success in the 80s did not come easy for the "K-Jays," who finished last in the 10-team Southern League in both 1980 and 1981. The 1982 squad made the playoffs after winning the first half in the West Division, but failed to advance past Nashville in the first round of the playoffs.

The Blue Jays made the playoffs a total of four times during the 1980s, making three straight appearances from 1984-86. The '84 squad made it to the finals with a 3-1 series win over the Nashville Sounds, but couldn't muscle past Charlotte, losing the series and a shot at a title, 3-0. The 1985 and '86 squads both suffered first-round losses to Huntsville, with each series favoring the Stars three-games-to-one.



Knoxville Sox manager Tony LaRussa (right) chats with one of his players during the 1974 season at Bill Meyer Stadium. La Russa skippered the Knoxville club to a 49-21 mark in the first half of the '74 season, but left eight games into the second half.

The 1990s brought change to the Toronto Double-A affiliate. In 1993, the Blue Jays ended a run that lasted more than a decade, reverting back to the "Smokies" moniker for the first time since 1967. The Smokies were owned by the Blue Jays for a period of eight years until Don Beaver bought the team from the Major League club in 1994.

Bill Meyer Stadium served the Knoxville area and Minor League Baseball well, but in the 90s the facility was showing its age as one of the oldest ballparks in the Southern League. The Smokies began the process of finding a new home. The late 1990s will forever be marked in Smokies' history as a turbulent period as it became painfully apparent, after exhausting all options, that the Tennessee affiliate of the Blue Jays would have to look outside the city limits of Knoxville and even Knox County to find a new home.

The City of Sevierville welcomed the chance to host its first-ever professional sports team in 1999 with the approval of a brand new, state-of-the-art facility. Elected officials from both the city and Sevier County pushed the \$19.4 million facility through and in 2000 the Tennessee Smokies opened the ballpark located just off Interstate 40 at exit 407. With the 1999 season in the rearview mirror, the club opened Smokies Park with a 10-7 win over arch-rival Chattanooga.

Tennessee wasn't finished with the sweeping changes, however. At the conclusion of the 2002 season, the Smokies ended their longtime relationship with Toronto. The run with the Blue Jays lasted for 22 years before the Smokies ushered out one bird for another. The St. Louis Cardinals were on deck for the '03 season.

EAST TENN. BASEBALL NICKNAMES

1896-87	Indians
1902-05, 11-14	Reds
1909-10	Appalachians
1921-24	Pioneers
1946-67, 1993-Pres	Smokies
1972-79	White Sox
1980-92	Blue Jays



In the first year of the player development contract between St. Louis and Tennessee, the Smokies made the playoffs for the first time since the 1999 season. The Cardinals' farmhands did even better in 2004. After winning the first half of the season, Mark DeJohn's Smokies coasted in the second half and headed into a match-up against Chattanooga in the Eastern Division Championship Series. The Lookouts were favored by some in the EDCS due to the fact that they were playing well heading into the series, but the Smokies pounced on the red and white squad, taking the series 3-games-to-1. After such a hard-fought series, the Smokies were ready for a showdown with Mobile for the SL crown. Tennessee, however, never had the opportunity to face the BayBears due to Hurricane Ivan. Southern League President Don Mincher made the decision to cancel the series rather than risk lives and property, so Mobile and Tennessee were declared co-champs. It was the fourth championship for the Knoxville area and a fitting end to the Cardinals short run in East Tennessee.

KNOXVILLE / EAST TENN. CHAMPIONSHIPS

1924	Appalachian League def. Bristol 4-1 (one tie)
1929	South Atlantic League def. Asheville
1953	Mountain States League def. Maryville-Alcoa 3-1
1954	Tri-State League def. Asheville 3-1
1974	Southern League def. Jacksonville 3-1
1978	Southern League def. Savannah 2-1
2004	Southern League co-champions w/ Huntsville (cancelled due to Hurricane Ivan)

In 2005, the Smokies made the switch from St. Louis to Arizona. The Diamondbacks' farmhands finished their inaugural SL campaign with a record of 64-76, and their second season with a 70-69 record. After two years with the Arizona Diamondbacks, the Smokies are now affiliated with the Chicago Cubs and scored a wildcard playoff birth thanks to a 73-65 finish in 2007. In 2009, under the guidance of Manager and Hall of Famer Ryne Sandberg, the Smokies returned to the Southern League Championship Series. The Smokies collected the second half North Division Championship Series. The Smokies clinched the series with a 3-1 series win in Game 4 at Smokies Park. Tennessee faced Jacksonville in the Southern League Championship Series, but fell three games to one to give the championship to the Suns.

2010 proved to be a repeat of the 2009 season. The Smokies won both halves and then defeated West Tenn 3-1 in the North Division Series to set up a rematch with Jacksonville. Tennessee won game 1 but blew an early lead in game 2 at Smokies Park that fueled the Suns series momentum. The series again was decided 3-1 giving Jacksonville back-to-back Southern League titles over the Smokies.

Tennessee continued their winning ways in 2011, winning the first half with Major League veteran Brian Harper at the helm. It was the club's fourth consecutive victory in a half, a Southern League record. The club ended their campaign with a 83-57 clip and a playoff series win over Chattanooga to reach the Southern League Championship series for the third straight year. Unfortunately for Tennessee, the team ran into a red-hot Mobile BayBears squad, and lost 3-2 in the five-game series to the champion BayBears.

After missing the postseason in 2012, the Smokies returned to the Southern League playoffs in 2013 after a scorching second half that was keyed by the arrival of heralded shortstop Javier Baez. Baez blasted 20 home runs and drove in 54 runs in his 54 contests in a Smokies uniform, leading the club to a 42-27 second half mark, easily topping the Jackson Generals by nine games. 2013 also saw history made by southpaw Eric Jokisch, who no-hit the Jacksonville Suns on August 6 at the Baseball Grounds of Jacksonville, the 12th no-hitter in club history and first individual nine-inning no-no since Gerardo Garcia accomplished the feat in 2002.

In a hard-fought Divisional Series round with the first half champion Birmingham Barons, the Smokies fell in the fifth and deciding game of the series despite the Smokies' comeback from a two games to none deficit in the series. The Barons would go on to top the Mobile BayBears in the Championship Series to claim their sixth league title.

The 2014 edition saw many of the top prospects in baseball wear a Smokies uniform, including Kris Bryant, who ripped apart Southern League pitching in the first half, going on to win the circuit's Home Run Derby at the All-Star Break before being promoted to Triple-A Iowa. In addition to Bryant, other top Cubs farmhands such as Addison Russell, Carl Edwards Jr., Jorge Soler, Albert Almora Jr. and Pierce Johnson all saw action in the campaign. Injuries derailed what looked to be a promising season, however, as the Smokies compiled a 66-73 record and missed the postseason. The club, however, did make history, setting a new single-season attendance record by welcoming 283,038 fans through the turnstiles of Smokies Stadium.

In 2015, The Smokies pieced together a tremendous 76-63 season. However, Tennessee failed to reach the postseason for the second straight season. Behind top prospects Kyle Schwarber, Dan Vogelbach, Billy McKinney and Cubs' Player of the Year Willson Contreras and Pitcher of the Year Ryan Williams, the Smokies finished with the fourth best overall record in the Southern League. As well, Tennessee set a Smokies Stadium single-game attendance record three times, including the current standard of 8,766 fans on July 24, 2015.

The 2016 Smokies team had many former players, including Kris Bryant, who went on to win the National League MVP, Addison Russell, and Kyle Schwarber be main catalysts for the 2016 World Series Champions Chicago Cubs. Even with not posting the best of records at 58-81, the club, however, did set the single-season attendance record as 293,694 fans visited the ballpark last season.



KNOXVILLE BASEBALL YEAR-BY-YEAR HISTORY

	Year	Name	League (Class)	W-L	Pct	Finish	Att	Stadium
FRONT OFFICE	1896	Indians	Southeastern	(NO RECORDS AVAIL.)				Baldwin Park
	1897	Indians	Southeastern	22-10	.688	1st		Baldwin Park
	1898-1901			NO TEAM				
	1902	Reds	Appalachian	(NO RECORDS AVAIL.)				
	1903	Reds	Appalachian	(NO RECORDS AVAIL.)				
2019 SMOKIES	1904	Reds	Tenn-Alabama	49-29	.628	1st		Baldwin Park
	1905	Reds	TN-Alab-Georgia	(NO RECORDS AVAIL.)				
	1906-1908			NO TEAM				
	1909	Appalachians	South Atlantic (B)	52-60	.464	5th		Chilhowee Park
	1910	Appalachians	Southeastern (D)	50-30	.625	1st		Chilhowee Park
	1911	Appalachians	Appalachian (D)	58-38	.604	2nd		Chilhowee Park
	1912	Reds	Appalachian (D)	56-46	.549	2nd		Chilhowee Park
	1913	Reds	Appalachian (D)	64-39	.621	2nd		Chilhowee Park
	1914	Reds	Appalachian (D)	11-16	.407	4th		Chilhowee Park
	1915-1920			NO TEAM				
SOUTHERN LEAGUE	1921	Pioneers	Appalachian (D)	50-58	.463	5th		Caswell Park
	1922	Pioneers	Appalachian (D)	59-61	.492	5th		Caswell Park
	1923	Pioneers	Appalachian (D)	66-38	.635	1st		Caswell Park
	1924	Pioneers	Appalachian (D)	67-43	.609	1st		Caswell Park
	1925	Smokies	South Atlantic (B)	44-85	.341	8th		Caswell Park
	1926	Smokies	South Atlantic (B)	68-79	.463	7th		Caswell Park
	1927	Smokies	South Atlantic (B)	79-68	.537	3rd		Caswell Park
	1928	Smokies	South Atlantic (B)	73-75	.493	5th		Caswell Park
	1929	Smokies	South Atlantic (B)	85-61	.664	1st		Caswell Park
	1930			NO TEAM				
2018 SEASON IN REVIEW	1931	Smokies	Southern Assoc.	57-94	.377	7th	79,733	Smithson Stadium
	1932	Smokies	Southern Assoc.	60-93	.392	8th	57,780	Smithson Stadium
	1933	Smokies	Southern Assoc.	68-82	.453	6th	65,467	Smithson Stadium
	1934	Smokies	Southern Assoc.	73-80	.477	6th	70,255	Smithson Stadium
	1935	Smokies	Southern Assoc.	57-95	.375	8th	52,239	Smithson Stadium
	1936	Smokies	Southern Assoc.	63-87	.420	6th	78,275	Smithson Stadium
	1937	Smokies	Southern Assoc.	42-111	.274	7th	51,879	Smithson Stadium
	1938	Smokies	Southern Assoc.	59-91	.393	8th	70,249	Smithson Stadium
	1939	Smokies	Southern Assoc.	79-73	.520	5th	116,591	Smithson Stadium
	1940	Smokies	Southern Assoc.	57-96	.373	8th	68,782	Smithson Stadium
	1941	Smokies	Southern Assoc.	62-91	.405	8th	71,921	Smithson Stadium
	1942	Smokies	Southern Assoc.	61-88	.409	8th	46,635	Smithson Stadium
	1943	Smokies	Southern Assoc.	65-71	.478	5th	73,649	Smithson Stadium
	1944-1945			NO TEAM				
CHICAGO CUBS	1946	Smokies	Tri-State (B)	73-67	.521	2nd	85,926	Smithson Stadium
	1947	Smokies	Tri-State (B)	73-67	.521	3rd	101,189	Smithson Stadium
	1948	Smokies	Tri-State (B)	71-76	.483	6th	95,164	Smithson Stadium
	1949	Smokies	Tri-State (B)	72-73	.497	5th	94,809	Smithson Stadium
	1950	Smokies	Tri-State (B)	89-58	.605	1st	150,396	Smithson Stadium
	1951	Smokies	Tri-State (B)	60-79	.423	5th	55,142	Smithson Stadium
	1952	Smokies	Tri-State (B)	52-88	.371	7th	50,638	Smithson Stadium
	1953	Smokies	Mountain State (D)	70-55	.560	2nd	36,255	Smithson Stadium
	1954	Smokies	Tri-State (B)	72-66	.522	2nd	77,975	Chapman Hwy Park
	1955			NO TEAM				
HISTORY & RECORDS	1956	Smokies	South Atlantic (A)	53-87	.379	8th	63,397	Municipal Stadium
	1957	Smokies	South Atlantic (A)	81-73	.526	4th	97,751	Bill Meyer Stadium
	1958	Smokies	South Atlantic (A)	67-73	.479	5th	64,552	Bill Meyer Stadium
	1959	Smokies	South Atlantic (A)	78-62	.557	1st	108,633	Bill Meyer Stadium
	1960	Smokies	South Atlantic (A)	71-67	.514	4th	84,451	Bill Meyer Stadium
	1961	Smokies	South Atlantic (A)	75-64	.540	2nd	66,312	Bill Meyer Stadium
	1962	Smokies	South Atlantic (A)	86-54	.614	2nd	90,089	Bill Meyer Stadium
	1963	Smokies	South Atlantic (AA)	71-68	.511	5th	43,894	Bill Meyer Stadium
	1964	Smokies	Southern (AA)	67-73	.479	5th	41,803	Bill Meyer Stadium
	1965	Smokies	Southern (AA)	73-66	.525	4th	35,449	Bill Meyer Stadium
	1966	Smokies	Southern (AA)	61-75	.449	8th	28,101	Bill Meyer Stadium
	1967	Smokies	Southern (AA)	47-91	.341	6th	21,390	Bill Meyer Stadium
	1968-1971			NO TEAM				
	1972	White Sox	Southern (AA)	76-64	.543	4th	67,942	Bill Meyer Stadium
MEDIA INFORMATION	1973	White Sox	Southern (AA)	70-69	.504	5th	33,604	Bill Meyer Stadium
	1974	White Sox	Southern (AA)	72-63	.533	3rd	52,432	Bill Meyer Stadium
	1975	White Sox	Southern (AA)	63-75	.457	6th	43,730	Bill Meyer Stadium
	1976	White Sox	Southern (AA)	61-77	.442	7th	39,367	Bill Meyer Stadium
	1977	White Sox	Southern (AA)	50-87	.365	8th	34,398	Bill Meyer Stadium

KNOXVILLE BASEBALL YEAR-BY-YEAR HISTORY



Year	Name	League (Class)	W-L	Pct	Finish	Att	Stadium
1978	White Sox	Southern (AA)	88-56	.611	1st	81,169	Bill Meyer Stadium
1979	White Sox	Southern (AA)	65-76	.461	7th	52,310	Bill Meyer Stadium
1980	Blue Jays	Southern (AA)	57-87	.396	10th	52,656	Bill Meyer Stadium
1981	Blue Jays	Southern (AA)	63-80	.441	10th	66,403	Bill Meyer Stadium
1982	Blue Jays	Southern (AA)	73-71	.507	5th	84,541	Bill Meyer Stadium
1983	Blue Jays	Southern (AA)	64-82	.438	8th	107,304	Bill Meyer Stadium
1984	Blue Jays	Southern (AA)	70-75	.483	8th	100,556	Bill Meyer Stadium
1985	Blue Jays	Southern (AA)	79-64	.553	1st	108,952	Bill Meyer Stadium
1986	Blue Jays	Southern (AA)	74-70	.514	3rd	109,371	Bill Meyer Stadium
1987	Blue Jays	Southern (AA)	68-76	.472	8th	124,038	Bill Meyer Stadium
1988	Blue Jays	Southern (AA)	75-69	.521	4th	87,724	Bill Meyer Stadium
1989	Blue Jays	Southern (AA)	67-76	.469	6th	69,776	Bill Meyer Stadium
1990	Blue Jays	Southern (AA)	66-77	.465	7th	82,676	Bill Meyer Stadium
1991	Blue Jays	Southern (AA)	67-76	.465	7th	124,038	Bill Meyer Stadium
1992	Blue Jays	Southern (AA)	56-88	.389	10th	90,388	Bill Meyer Stadium
1993	Smokies	Southern (AA)	71-71	.500	8th	147,319	Bill Meyer Stadium
1994	Smokies	Southern (AA)	68-72	.486	8th	145,064	Bill Meyer Stadium
1995	Smokies	Southern (AA)	54-90	.375	10th	123,428	Bill Meyer Stadium
1996	Smokies	Southern (AA)	75-65	.536	4th	142,538	Bill Meyer Stadium
1997	Smokies	Southern (AA)	75-63	.543	3rd	138,389	Bill Meyer Stadium
1998	Smokies	Southern (AA)	71-69	.507	4th	122,886	Bill Meyer Stadium
1999	Smokies	Southern (AA)	71-69	.507	5th	119,571	Bill Meyer Stadium
2000	Smokies	Southern (AA)	71-69	.507	3rd	256,149	Smokies Stadium
2001	Smokies	Southern (AA)	80-60	.571	2nd	266,037	Smokies Stadium
2002	Smokies	Southern (AA)	69-71	.493	3rd	268,033	Smokies Stadium
2003	Smokies	Southern (AA)	72-67	.518	4th	256,597	Smokies Stadium
2004	Smokies	Southern (AA)	69-71	.496	1st	253,756	Smokies Stadium
2005	Smokies	Southern (AA)	64-76	.457	7th	241,163	Smokies Stadium
2006	Smokies	Southern (AA)	70-69	.504	5th	255,906	Smokies Stadium
2007	Smokies	Southern (AA)	73-65	.529	2nd	258,121	Smokies Stadium
2008	Smokies	Southern (AA)	62-77	.446	5th	250,209	Smokies Stadium
2009	Smokies	Southern (AA)	71-69	.507	3rd	252,011	Smokies Stadium
2010	Smokies	Southern (AA)	86-53	.619	1st	262,415	Smokies Stadium
2011	Smokies	Southern (AA)	83-57	.593	1st	265,341	Smokies Stadium
2012	Smokies	Southern (AA)	72-68	.514	3rd	251,112	Smokies Stadium
2013	Smokies	Southern (AA)	76-62	.551	1st	244,984	Smokies Stadium
2014	Smokies	Southern (AA)	66-73	.475	2nd	283,048	Smokies Stadium
2015	Smokies	Southern (AA)	76-63	.555	3rd	277,606	Smokies Stadium
2016	Smokies	Southern (AA)	58-81	.417	5th	293,694	Smokies Stadium
2017	Smokies	Southern (AA)	68-70	.493	4th	313,796	Smokies Stadium
2018	Smokies	Southern (AA)	67-71	.486	3rd	308,069	Smokies Stadium

ALL-TIME RECORDS

All-Time Known Composite Record.....	6,996-7,281 (.492)
Southern League Record (since 1964).....	3,706-3,827 (.492)
Smokies Stadium Era Record (since 2000).....	1,186-1,113 (.515)
Composite Postseason Records.....	58-62 (.580), 29 appearances, Seven Championships, Eight Runner-ups
Southern League Postseason Records.....	32-46 (.410), 16 appearances, Three Championships, Four Runner-ups

RECORDS BY MAJOR LEAGUE AFFILIATE

TEAM	YEARS	RECORD	PCT.	LEAGUE TITLES
Chicago Cubs	2007-Present	858-809	.515	None
Arizona Diamondbacks	2005-06	134-145	.480	None
St. Louis Cardinals	2003-04	141-138	.505	None
Toronto Blue Jays	1980-2002	1,654-1,760	.484	One (Split in 2004)
Chicago White Sox	1972-79	631-620	.504	Two (1974, 78)
Cincinnati Reds	1965-67	181-232	.438	None
Detroit Tigers	1959-64	519-457	.532	None
Baltimore Orioles	1956-58	211-233	.475	None
New York Giants	1940, 1948-52	384-491	.439	None
Brooklyn Dodgers	1937, 1941	115-191	.376	None
Pittsburgh Pirates	1938-39	138-164	.457	None
Boston Bees	1936	63-87	.420	None
No Affiliate	1896-97, 1902-05, 09-14, 21-29, 31-35, 46-47, 53-54	1,763-1,748	.502	Four (1924, 29, 53, 54)



PLAYOFF APPEARANCES

1912	Forfeited series leading Johnson City 2-1 due to physical threats from Johnson City residents
1924	Won Appalachian League, defeating Bristol 4-1 (1 tie)
1929	Won South Atlantic League Championship, defeating Asheville for the title
1946	Defeated Asheville 4-1, Lost in finals to Charlotte 4-3
1947	Lost to Anderson 4-2
1950	Lost to Rockhill 3-0
1953	Won Mountain States League, defeating Maryville-Alcoa 3-1
1957	Lost to Charlotte in first round 2-0
1959	Lost to Charleston in first round 3-2
1960	Defeated Charlotte 3-1, lost in Finals to Savannah 3-0
1961	Defeated Asheville 3-1, lost in Finals to Savannah 3-0
1962	Defeated Asheville 301, lost in Finals to Macon 3-1
1974	Won Southern League Championship, defeating Jacksonville 3-2
1978	Won Southern League Championship, defeating Savannah 2-1
1982	Lost to Nashville in the first round 3-1
1984	Defeated Nashville 3-1, lost in Finals to Charlotte 3-0
1985	Lost to Huntsville in first round 3-1
1986	Lost to Huntsville in first round 3-1
1991	Lost to Birmingham in first round 3-0
1993	Defeated Greenville 3-2, lost in Finals to Birmingham 3-1
1997	Lost to Greenville in first round 3-1
1998	Lost to Jacksonville in first round 3-0
1999	Lost to Orlando in first round 3-1
2003	Lost to Carolina in first round 3-1
2004	Defeated Chattanooga 3-1, Split Southern League Championship with Mobile
2007	Lost to Huntsville in first round 3-2
2009	Defeated Huntsville 3-1, lost in Finals to Jacksonville 3-1
2010	Defeated West Tenn 3-1, lost in Finals to Jacksonville 3-1
2011	Defeated Chattanooga 3-0, lost in Finals to Mobile 3-1
2013	Lost in first round to Birmingham 3-2

Composite Southern League Playoff History

Overall Record: 36-39

17 appearances

3 Championships

5 Runner-ups

Composite All-Time Playoff History

Overall Record: 62-65

31 appearances

7 Championships

9 Runner-ups

SMOKIES IN THE SHOW IN 2018



Arizona Diamondbacks	Chris Narveson.....2004
Wellington Castillo.....2009-09	Milwaukee Brewers
Dan Haren (Special Pitching Assistant).....2003	Matt Garza.....2013
Atlanta Braves	Minnesota Twins
Arodys Vizcaino.....2014	Neil Ramirez.....2013, 15
Ryan Flaherty.....2010-11	
Baltimore Orioles	Miami Marlins
Andrew Cashner.....2009-11	Starlin Castro.....2009-10
Chicago Cubs	New York Mets
Albert Almora Jr.....2016	Jerry Blevins.....2007
Wilson Contreras.....2016	New York Yankees
Javier Baez.....2013	Ronald Torreyes.....2013
David Bote.....2016-2017	Philadelphia Phillies
Kris Bryant.....2014	Jake Arrieta.....2014
Carl Edwards Jr.....2014-15	San Diego Padres
Ian Happ.....2016	Matt Szczur.....2012-13
Kyle Hendricks.....2013	San Francisco
Jen-Ho Tseng.....2016-2017	Jeff Samardzija.....2007-08
Tommy La Stella.....2015	Seattle Mariners
Dillon Maples.....2017	Dan Vogelbach.....2016
Miguel Montero.....2005-06, 15	St. Louis Cardinals
James Norwood.....2017-2018	Yadier Molina.....2003
Addison Russell.....2014	Tampa Bay Rays
Kyle Schwarber.....2015	Chris Archer.....2010
Allan Webster.....2018	Kevin Cash (Manager).....2002
Rob Zastryzny.....2016	Texas Rangers
Cleveland Indians	Robinson Chirinos.....2007-10
Brandon Guyer.....2009-10	Toronto Blue Jays
Colorado Rockies	Billy McKinney.....2015-2016
Carlos Gonzalez.....2006	Washington Nationals
DJ LeMahieu.....2011	Mark Reynolds.....2006
Chris Rusin.....2010-12	
Detroit Tigers	
Jeimer Candelario.....2016	
Houston Astros	
Marwin Gonzalez.....2010-11	
Kansas City Royals	
Jorge Soler.....2014	
Miami Marlins	
Justin Bour.....2012-13	

FRONT OFFICE

2019 SMOKIES

SOUTHERN
LEAGUE

2018 SEASON
IN REVIEW

CHICAGO
CUBS

HISTORY &
RECORDS

MEDIA
INFORMATION



FROM SEVIERVILLE TO CHICAGO (Since 2008)

FRONT OFFICE

2019 SMOKIES

SOUTHERN LEAGUE

2018 SEASON IN REVIEW

CHICAGO CUBS

HISTORY & RECORDS

MEDIA INFORMATION

Player	Year(s) With Smokies	Date Of MLB Debut
James Russell	2008-09	April 5, 2010 at Atlanta
Starlin Castro*	2009-10	May 7, 2010 at Cincinnati
Andrew Cashner	2009-11	May 31, 2010 at Pittsburgh
Brian Schlitter	2009, 12-13	June 28, 2010 vs. Pittsburgh
Casey Coleman	2009	August 2, 2010 vs. Milwaukee
Marcos Mateo	2009-10, 13	August 9, 2010 at San Francisco
Wellington Castillo	2008-09, 12	August 11, 2010 at San Francisco
Darwin Barney	2009	August 12, 2010 at San Francisco
Scott Maine	2010	August 27, 2010 at Cincinnati
Tony Campana	2010	May 17, 2011 at Cincinnati
DJ LeMahieu*	2011	May 30, 2011 vs. Houston
Chris Carpenter	2009-11	June 14, 2011 vs. Milwaukee
John Gaub	2009	September 12, 2011 at Cincinnati
Rafael Dolis	2010-12	September 26, 2011 at San Diego
Steve Clevenger	2008-11	September 26, 2011 at San Diego
Lendy Castillo	2012, 14	April 9, 2012 vs. Milwaukee
Blake Parker	2009-11	May 17, 2012 vs. Philadelphia
Blake Lalli	2008-11	May 18, 2012 vs. Chicago (AL)
Jeff Beliveau	2011	July 22, 2012 at St. Louis
Alberto Cabrera	2010-13	August 1, 2012 vs. Pittsburgh
Brett Jackson	2010-11, 13	August 5, 2012 at Los Angeles
Josh Vitters	2010-11	August 5, 2012 at Los Angeles
Brooks Raley	2011-12	August 7, 2012 at San Diego
Chris Rusin	2010-12	August 21, 2012 at Milwaukee
Jaye Chapman	2012	September 4, 2012 at Washington
Junior Lake	2011-12	July 19, 2013 at Colorado
Logan Watkins	2012-13	August 4, 2013 vs. Los Angeles
Zac Rosscup	2012-13	September 3, 2013 vs. Miami
Chang-Yong Lim	2013	September 7, 2013 vs. Milwaukee
Neil Ramirez	2013	April 25, 2014 at Milwaukee
Dallas Beeler	2011-13	June 28, 2014 (2) vs. Washington
Arisemdy Alcantara	2013	July 9, 2014 at Cincinnati
Kyle Hendricks	2013	July 10, 2014 at Cincinnati
Javier Baez	2013	August 5, 2014 at Colorado
Matt Szczur	2012-13	August 17, 2014 at New York (NL)
Jorge Soler	2014	August 27, 2014 at Cincinnati
Rafael Lopez	2013-14	September 2, 2014 vs. Milwaukee
Eric Jokisch	2011-13	September 7, 2014 vs. Pittsburgh
Kris Bryant	2014	April 17, 2015 vs. San Diego
Addison Russell	2014	April 21, 2015 at Pittsburgh
Kyle Schwarber*	2015	June 16, 2015 vs. Cleveland
Carl Edwards Jr.	2014-15	September 7, 2015 at St. Louis
Albert Almora Jr.	2016	June, 7, 2016 at Philadelphia
Wilson Contreras	2016	June 7, 2016 at Philadelphia
Jeimer Candelario	2016	July 3, 2016 at New York (NL)
Rob Zastryny	2016	August 19, 2016 at Colorado
Ian Happ	2017	May 13, 2017 at St. Louis
Dillon Maples	2017	September 3, 2017 vs. Atlanta
Jen-Ho Tseng	2016-2017	September 14, 2017 vs. New York Mets
Billy McKinney	2018	March 30, 2018 at Toronto
David Bote	2018	April 22, 2018 at Colorado
James Norwood	2018	July 11, 2018 at San Francisco
Allan Webster	2018	April 21, 2013 vs. Kansas City

OPENING DAY STARTING LINEUPS



FRONT OFFICE

2019 SMOKIES

SOUTHERN
LEAGUE

2018 SEASON
IN REVIEW

CHICAGO
CUBS

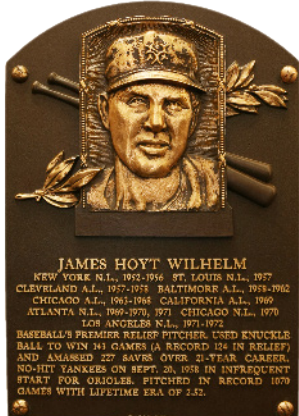
HISTORY &
RECORDS

MEDIA
INFORMATION

April 5, 2018 (at Mississippi)	April 4, 2013 (at Pensacola)	April 3, 2008 (at Birmingham)
Zack Short SS	Matt Szczur LF	Corey Coles LF
Charcer Burks LF	Arisemdy Alcantara SS	Issmael Salas 1B
Jason Vosler 3B	Jae-Hoon Ha CF	Tyler Colvin CF
Yasiel Balaguert 1B	Justin Bour 1B	Kyle Reynolds 3B
Eddy Martinez RF	Christian Villanueva 3B	Ryan Harvey DH
Ian Rice C	Rafael Lopez C	Nate Spears 2B
Trent Giambrone 2B	Johermyn Chavez RF	Chris Robinson C
Trey Martin CF	Elliot Soto 2B	Matt Camp RF
Trevor Clifton P	Dallas Beeler P	Joe Simokaitis SS
		Justin Berg P
April 6, 2017 (at Pensacola)	April 5, 2012 (at Chattanooga)	April 5, 2007 (at Jacksonville)
Charcer Burks LF	Jim Adduci LF	Christopher Walker CF
Jason Vosler 3B	Logan Watkins 2B	Jermel Spearman RF
David Bote 2B	Jae-Hoon Ha CF	Jake Fox LF
Yasiel Balaguert 1B	Justin Bour 1B	Matt Craig 3B
Ian Rice C	Matt Cerda 3B	Brian Dopirak 1B
Jeffrey Baez RF	Michael Burgess RF	Chris Robinson C
Trey Martin CF	Michael Brenly C	Gary Cates 2B
Carlos Penalver SS	Elliot Soto SS	Joe Simokaitis SS
Zach Hedges P	Nick Struck P	Sean Gallagher P
April 7, 2016 (at Mobile)	April 7, 2011 (at Chattanooga)	April 6, 2006 (at Montgomery)
Jacob Hannemann CF	Brett Jackson CF	Jarred Ball CF
Chesny Young 2B	Ryan Flaherty LF	Danny Richar 2B
Jerimer Candelario 3B	DJ LeMahieu 2B	Miguel Montero C
Billy McKinney RF	Matthew Spencer RF	Jesus Cota 1B
Victor Caratini C	Josh Vitters 3B	Alex Frazier LF
Taylor Davis 1B	Steve Clevenger C	Agustin Murillo 3B
Mark Zagunis LF	Rebel Ridling 1B	Jamie D'Antona DH
Carlos Penalver SS	Marwin Gonzalez SS	Jon Zeringue RF
Rob Zastryzny P	Chris Rusin P	Alberto Gonzalez SS
		Adam Bass P
April 9, 2015 (at Mississippi)	April 8, 2010 (at Mississippi)	April 7, 2005 (at Mobile)
Pin-Chieh Chen LF	Tony Campana CF	Marland Williams CF
Albert Almora Jr. CF	Starlin Castro SS	Neb Brown 2B
Kyle Schwarber C	Ty Wright LF	Jamie D'Antona 3B
Christian Villanueva 3B	Blake Lalli 1N	Jesus Cota 1B
Dan Vogelbach 1B	Robinson Chirinos C	Noochie Varner LF
Stephen Bruno 2B	Russ Canzler 3B	Jarred Ball RF
Bijan Rademacher RF	Brandon Guyer RF	Phil Avlas C
Elliot Soto SS	Ryan Flaherty 2B	Adam Haley SS
Corey Black P	Andrew Cashner P	Tony Pena P
April 3, 2014 (at Pensacola)	April 9, 2009 (at Jacksonville)	April 8, 2004 (at Jacksonville)
Zeke DeVoss CF	Tony Thomas 2B	Shaun Boyd LF
Stephen Bruno 2B	Jonathan Mota 3B	Skip Schumaker CF
Rubi Silva LF	Ty Wright LF	Javier Colina 2B
Kris Bryant 3B	Wellington Castillo C	Papo Bolivar RF
Jorge Soler RF	Richie Robnett RF	John Nelson SS
Dustin Geiger 1B	Mark Reynolds 1B	Chris Duncan 1B
Rafael Lopez C	Brandon Guyer CF	Gabe Johnson 3B
Jeudy Valdez SS	Darwin Barney SS	Dan Moylan C
Dae-Eun Rhee P	James Russell P	Chris Narveson P



SMOKIES MLB HALL OF FAMERS



Hoyt Wilhelm

Knoxville Smokies - 1948 - RHP

Inducted in to the Baseball Hall of Fame - 1985

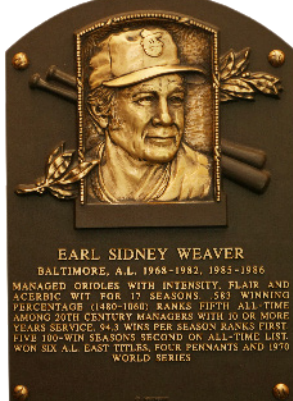
Smokies Stats:

24 games - 13-9 - 3.62 ERA

21-Year Career MLB stats:

1,070 games - 143-122 - 2.52 ERA

8x All-Star



Earl Weaver

Knoxville Smokies - 1956 - PLR/MGR

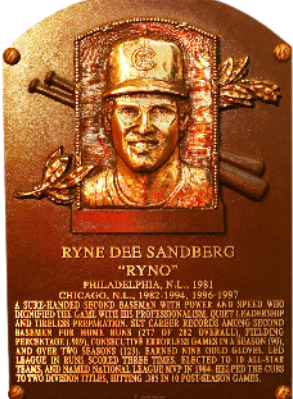
Inducted in to the Baseball Hall of Fame - 1996

Smokies Managerial Record:

34 games - 10 wins-24 losses

17-Year Career MLB Stats:

2,540 games - 1,480 wins-1,060 losses



Ryne Sandberg

Tennessee Smokies - 2009 - MGR

Inducted in to the Baseball Hall of Fame - 1996

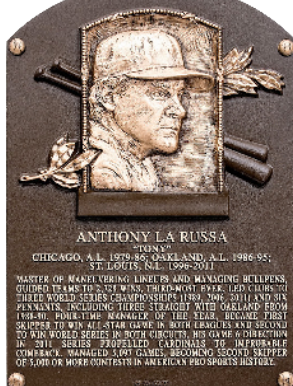
Smokies Managerial Record:

140 games - 71 wins-69 losses (North Div. Champs)

16-Year Career MLB stats:

2,164 games - .285 avg - 282 HR - 1,061 RBI

10x All-Star - 9x Gold Glove Winner - 7x Silver Slugger



Tony La Russa

Knoxville White Sox - 1978 - MGR

Inducted in to the Baseball Hall of Fame - 1996

Knox Sox Managerial Record:

78 games - 53 wins-25 losses

33-Year Career MLB Stats:

5,097 games - 2,728 wins-2,365 losses

3x AL Manager of Year - 1x NL Manager of Year



MOST VALUABLE PLAYER

1947 - Bob Elliot
1968 - Denny McLain
1984 - Ryne Sandberg (MGR)
2000 - Jeff Kent
2016 - Kris Bryant

CY YOUNG

1968 - Denny McLain
1969 - Miguel "Mike" Cuellar, Denny McLain
1982 - Pete Vuckovich
1983 - LaMarr Hoyt
1988 - Frank Viola
1996 - Pat Hentgen
2003 - Roy Halladay
2005 - Chris Carpenter
2010 - Roy Halladay
2015 - Jake Arrieta

ROOKIE OF THE YEAR

1960 - Ron Hansen
1981 - Dave Righetti
1983 - Ron Kittle
1992 - Pat Listach (MGR)
1997 - Kerry Wood
2008 - Geovany Soto
2015 - Kris Bryant

MANAGER OF THE YEAR

1983 - Tony La Russa (MGR)
1987 - Buck Rogers
1988 - Tony La Russa (MGR)
1989 - Don Zimmer (PLR/MGR)
1992 - Tony La Russa (MGR)
2002 - Tony La Russa (MGR)
2006 - Joe Girardi

GOLD GLOVE

1961 - Frank Lary
1965 - Bill Freehan
1966 - Bill Freehan
1967 - Bill Freehan
1968 - Bill Freehan
1968 - Mickey Stanley
1969 - Mickey Stanley
1970 - Mickey Stanley
1973 - Mickey Stanley
1981 - Mike Squires
1986 - Jesse Barfield
1987 - Jesse Barfield
1999 - Shawn Green
2004 - Vernon Wells
2005 - Vernon Wells
2006 - Vernon Wells
2008 - Yadier Molina, Michael Young
2009 - Yadier Molina
2010 - Carlos Gonzalez, Yadier Molina
2011 - Yadier Molina
2012 - Darwin Barney, Carlos Gonzalez, Yadier Molina
2013 - Carlos Gonzalez, Yadier Molina
2014 - DJ LeMahieu, Yadier Molina
2017 - DJ LeMahieu
2018 - DJ LeMahieu, Yadier Molina

SILVER SLUGGER

1987 - Jesse Barfield
1989 - Harold Baines, Fred McGriff
1990 - Cecil Fielder
1991 - Cecil Fielder
1992 - Fred McGriff
1993 - Fred McGriff
1999 - Carlos Delgado, Shawn Green
2000 - Carlos Delgado
2003 - Carlos Delgado
2005 - Felipe Lopez
2007 - Micah Owings
2010 - Dan Uggla
2013 - Yadier Molina
2018 - Javier Baez

ALL-STAR GAME SELECTIONS

1939 - Lou Fette
1949 - Andy Seminick
1953 - Hoyt Wilhelm
1959 - Jerry Walker, Hoyt Wilhelm
1960 - Chuck Estrada, Ron Hansen, Frank Lary
1961 - Frank Lary, Hoyt Wilhelm, Don Zimmer
1962 - Milt Pappas, Hoyt Wilhelm
1963 - Jim Bouton, Bill Freehan
1964 - Bill Freehan
1965 - Bill Freehan, Willie Horton, Ed Kranepool, Dick McAuliffe, Milt Pappas
1966 - Bill Freehan, Dick McAuliffe, Denny McLain
1967 - Mike Cuellar, Bill Freehan, Dick McAuliffe
1968 - Bill Freehan, Willie Horton, Denny McLain
1969 - Bill Freehan, Mickey Lolich, Denny McLain
1970 - Mike Cuellar, Bill Freehan, Willie Horton, Hoyt Wilhelm
1971 - Mike Cuellar, Bill Freehan, Mickey Lolich
1972 - Pat Dobson, Bill Freehan, Mickey Lolich
1973 - Bill Freehan, Willie Horton
1974 - Mike Cuellar, John Hiller
1975 - Bucky Dent, Bill Freehan, Hal McRae, Jorge Orta
1976 - Hal McRae, Steve Swisher
1979 - Brian Downing
1980 - Bucky Dent, Jorge Orta
1981 - Britt Burns, Bucky Dent
1982 - Jim Clancy, Hal McRae
1983 - LaMarr Hoyt, Ron Kittle
1984 - Richard Dotson
1985 - Harold Baines, Jimmy Key
1986 - Harold Baines, Jesse Barfield, Dave Righetti
1987 - Harold Baines, Dave Righetti
1988 - Frank Viola
1989 - Harold Baines
1990 - Cecil Fielder, Frank Viola
1991 - Harold Baines, Cecil Fielder, Jimmy Key, Frank Viola
1992 - Juan Guzman, Fred McGriff, Mike Sharperson
1993 - Cecil Fielder, Pat Hentgen, Jimmy Key
1994 - Pat Hentgen, Jimmy Key, Fred McGriff
1995 - Fred McGriff, Jose Mesa, David Wells
1996 - Fred McGriff, Jose Mesa
1997 - Jason Dickson, Pat Hentgen
1998 - David Wells
1999 - Harold Baines, Shawn Green, Jeff Kent
2000 - Carlos Delgado, Joe Girardi, Jeff Kent, Fred McGriff, Jason Isringhausen, David Wells
2001 - Jeff Kent
2002 - Shawn Green, Roy Halladay
2003 - Carlos Delgado, Esteban Loaiza, Roy Halladay, Vernon Wells, Woody Williams
2004 - Jeff Kent, Esteban Loaiza, Michael Young
2005 - Chris Carpenter, Roy Halladay, Jason Isringhausen, Jeff Kent, Felipe Lopez, Michael Young
2006 - Chris Carpenter, Roy Halladay, Dan Uggla, Vernon Wells, Michael Young
2007 - Dan Haren, Orlando Hudson, Michael Young
2008 - Roy Halladay, Dan Haren, Dan Uggla, Michael Young
2009 - Roy Halladay, Dan Haren, Orlando Hudson, Yadier Molina, Jayson Werth, Michael Young
2010 - Roy Halladay, Yadier Molina, Vernon Wells
2011 - Starlin Castro, Roy Halladay, Yadier Molina, Miguel Montero
2012 - Starlin Castro, Carlos Gonzalez, Yadier Molina, Dan Uggla
2013 - Carlos Gonzalez, Yadier Molina
2014 - Starlin Castro, Yadier Molina, Miguel Montero, Jeff Samardzija
2015 - Chris Archer, Kris Bryant, DJ LeMahieu, Yadier Molina
2016 - Kris Bryant, Carlos Gonzalez, Addison Russell
2017 - Chris Archer, Starlin Castro, DJ LeMahieu, Yadier Molina
2018 - Willson Contreras, Javier Baez, Yadier Molina



SINGLE-SEASON HITTING RECORDS

AT BATS

Brent Bowers	577	1993
Brent Abernathy	577	1999
Glenallen Hill	570	1986
Alex Gonzalez	561	1993
Reed Johnson	554	2001
Rich Thompson	554	2002

RUNS

Elwood Smith*	119	1929
Sam Thompson	114	1966
Dick McAuliffe*	109	1960
Rich Thompson	109	2002
Brent Abernathy	108	1999

HOME RUNS

Bill Barrett*	39	1927
Geronimo Berroa	36	1987
Bob Robertson	32	1966
Glenallen Hill	31	1986
Josh Phelps	31	2001
Bucky Jacobsen	31	1995

GAMES

Greg Griffin	144	1983
Derwin McNealy	144	1984
Domingo Martinez	143	1988
Paul Rogers	142	1990
Alex Gonzalez	142	1993
Mike Coolbaugh	142	1995
Kevin Sliwinski	142	1996

HITS

Reed Johnson	174	2001
Chris Stynes	173	1994
Brent Abernathy	168	1999
Juan De La Rosa	167	1992
Sam Thompson	166	1966
Nyls Nyman	166	1974

RBI

Tim Giles	114	1999
Leo Smith*	111	1960
Justin Bour	110	2012
Geronimo Berroa	108	1987
Purnel Goldy*	106	1960

BATTING AVERAGE

Brandon Guyer	.344	2010
Willson Contreras	.333	2015
Joseph Gates	.332	1978
Juan De La Rosa	.329	1992
Nyls Nyman	.325	1975

DOUBLES

Brent Abernathy	42	1999
Christian Villanueva	41	2013
Brandon Guyer	39	2010
Jay Gibbons	38	2000
Doug Deeds	37	2008

WALKS

Tom Evans	115	1996
Adam Melhouse	108	1999
Carlos Delgado	102	1993
Shawn Fagan	102	2002
Shannon Stewart	89	1995

BATTING AVERAGE*

Bob Churchill	.406	1948
Oscar Felber	.366	1928
Frank Waddey	.361	1933
Bill Barrett	.360	1927
Art Ruble	.350	1924

TRIPLES

Bob Churchill*	28	1946
Dick McAuliffe*	21	1960
John Fenderson	15	1966
Nelson Liriano	15	1986
Juan De La rosa	12	1992
Lorenzo De La Cruz	12	1995

STOLEN BASES

Lonnell Roberts	57	1995
Bernie Tatis	55	1987
Papo Bolivar	51	2004
Tony Campana	48	2010
Rich Thompson	45	1995

*Stats are from various leagues in which the Smokies participated until joining the Southern League in 1964.

SINGLE-SEASON PITCHING RECORDS



FRONT OFFICE

2019 SMOKIES

SOUTHERN
LEAGUE

2018 SEASON
IN REVIEW

CHICAGO
CUBS

HISTORY &
RECORDS

MEDIA
INFORMATION

WINS

Joe Henderson	17	1973
Steve Davis	17	1985
Tom Frondorf	16	1965
Milt Osteen	16	1965
Chris Baker	15	2001

WINS*

Jim Tugerson	29	1953
Gerald Myers	26	1926
John Walker	25	1929
Elmer Lawrence	24	1913
Gerald Myers	23	1927
L. Bates	23	1929

LOSSES

Scott Elam	16	1982
Jim Morio	15	1966
Seven players tied at	16	

EARNED RUN AVERAGE

Kyle Hendricks	1.85	2013
Jim Proctor*	2.19	1959
Dustin Nippert	2.36	2005
Steve Davis	2.45	1985
Dave Weathers	2.45	1991

WINNING PERCENTAGE

Jerry Walker* (18-4)	.818	1957
Joe Henderson (17-4)	.809	1973
Elmer Lawrence* (24-7)	.774	1913
Jim Proctor (15-5)	.750	1959
Steve Davis (17-6)	.739	1985

INNINGS PITCHED

Steve Cummings	212.2	1988
Clifford Young	203.2	1986
Dennis Howard	194.2	1982
Matt Williams	193.1	1982
Jose Mesa	193.1	1987

GAMES

Mike Schultz	63	2005
Dave Shipanoff	61	1983
Brian Schlitter	59	2009
Todd Provence	58	1987
Benny Lowe	58	1999
Doug Slaten	58	2005

SAVES

Mike Lyons	31	2003
Jarrod Kingrey	27	2001
Frank Batista	24	2012
P.J. Francescon	22	2015
Brian Schlitter	22	2009

RUNS ALLOWED

Jose Mesa	131	1983
Cliff Young	111	1966
Clint Goocher	105	2005
Keith Walker	103	1980
Chris McBride	102	1998

STRIKEOUTS

Alex Sanchez	166	1988
Matt Williams	157	1982
Richard Dotson	152	1978
Don Secrist	151	1966
Dennis Howard	150	1982
Chris Carpenter	150	1996

*Stats are from various leagues in which the Smokies participated until joining the Southern League in 1964.



SINGLE-SEASON HITTING RECORDS (SINCE 2000)

FRONT OFFICE

2019 SMOKIES

SOUTHERN
LEAGUE

2018 SEASON
IN REVIEW

CHICAGO
CUBS

HISTORY &
RECORDS

MEDIA
INFORMATION

BATTING AVERAGE

Brandon Guyer	.344	2010
Willson Contreras	.333	2015
Matt Craig	.326	2007
Doug Deeds	.325	2008
Jay Gibbons	.321	2000
Tony Campana	.319	2010
Robinson Chirinos	.318	2010
Steve Clevenger	.317	2010
Darwin Barney	.317	2009
Skip Schumaker	.316	2004

GAMES PLAYED

Skip Schumaker	138	2004
Tyler Colvin	137	2008
John Nelson	136	2003
Reed Johnson	136	2001
Josh Phelps	136	2001
Robert Perez	136	2000
Rich Thompson	135	2002
Dan Uggla	135	2005
Five tied at	133	

AT BATS

Rich Thompson	554	2002
Reed Johnson	554	2001
Robert Perez	547	2000
Tyler Colvin	540	2008
Matt Szczur	512	2013
Justin Bour	506	2012
John Nelson	506	2003
Dan Uggla	498	2005
Jimmy Alvarez	497	2002
Caobabo Cosme	495	2003

RUNS

Rich Thompson	105	2002
Reed Johnson	104	2001
Josh Phelps	95	2001
Dan Uggla	88	2005
Jay Gibbons	85	2000
Bucky Jacobsen	84	2003
Jimmy Alvarez	83	2002
Rebel Ridling	79	2011
Danny Richar	79	2006
Matt Szczur	78	2013
Skip Schumaker	78	2004

HITS

Reed Johnson	174	2001
Skip Schumaker	163	2004
Robert Perez	157	2000
Tony Campana	156	2010
Rich Thompson	155	2002
Jay Gibbons	152	2000
Willson Contreras	151	2015
Chesny Young	149	2016
Dan Uggla	148	2005
Matt Szczur	144	2013
Justin Bour	143	2012

DOUBLES

Christian Villanueva	41	2013
Brandon Guyer	39	2010
Jay Gibbons	38	2000
Doug Deeds	37	2008
Arismendy Alcantara	36	2013
Justin Bour	36	2012
Josh Phelps	36	2001
Caonabo Cosme	35	2003
Willson Contreras	34	2015
Marquez Smith	34	2009

TRIPLES

Logan Watkins	11	2012
Tony Thomas	11	2010
Tyler Colvin	11	2008
Jacob Hannemann	9	2015
Rubi Silva	9	2013
Orlando Hudson	8	2001
Tyler Colvin	7	2009
Jemel Spearman	7	2007
Marland Williams	7	2005

HOME RUNS

Bucky Jacobsen	31	2003
Josh Phelps	31	2001
Jerry Gil	26	2006
Jake Fox	25	2008
Kris Bryant	22	2014
Jason Vosler	21	2017
Russ Canzler	21	2010
Dan Uggla	21	2005
Javier Baez	20	2013
Rebel Ridling	20	2011
Christian Villanueva	19	2013

RBI

Justin Bour	110	2012
Josh Phelps	97	2001
Robert Perez	92	2000
Dan Uggla	87	2005
Jerry Gil	86	2006
Bucky Jacobsen	84	2003
Jason Vosler	81	2017
Josh Vitters	81	2011
Rebel Ridling	80	2011
Tyler Colvin	80	2008
Jake Fox	79	2008

TOTAL BASES

Josh Phelps	273	2001
Bucky Jacobsen	252	2003
Reed Johnson	250	2001
Dan Uggla	250	2005
Jay Gibbons	249	2000
Robert Perez	249	2000
Jerry Gil	237	2006
Christian Villanueva	230	2013
Justin Bour	230	2012
Tyler Colvin	229	2008

WALKS

Shawn Fagan	102	2002
Zack Short	82	2018
Josh Phelps	80	2001
Jimmy Alvarez	79	2002
Logan Watkins	76	2012
Jarred Ball	74	2005
Blake Lalli	68	2010
Bijan Rademacher	67	2015
Chris Duncan	64	2004
Jayson Werth	63	2001

STRIKEOUTS

Zack Short	136	2018
Charcer Burks	127	2018
Josh Phelps	127	2001
Arismendy Alcantara	125	2013
Jimmy Alvarez	121	2002
Jason Vosler	120	2017
Glenn Williams	120	2001
Gabe Johnson	118	2004
Christian Villanueva	117	2013
John Nelson	117	2003

STOLEN BASES

Papo Bolivar	51	2004
Tony Campana	48	2010
Rich Thompson	45	2002
Reed Johnson	42	2001
Jarred Ball	39	2005
Marland Williams	38	2005
James Adduci	35	2009
Arismendy Alcantara	31	2013
Papo Bolivar	30	2003
Brandon Guyer	30	2010

ON-BASE PCT.

Matt Craig	.416	2007
Charlie Cutler	.415	2014
Willson Contreras	.413	2015
Robinson Chirinos	.412	2010
Shawn Fagan	.411	2002
Josh Phelps	.406	2001
Jay Gibbons	.404	2000
Blake Lalli	.403	2010
Brandon Guyer	.398	2010
Jake Fox	.397	2008
Jorge Cortes	.394	2007

SLUGGING PCT

Brandon Guyer	.588	2010
Robinson Chirinos	.580	2010
Jake Fox	.580	2008
Russ Canzler	.566	2010
Bucky Jacobsen	.564	2003
Josh Phelps	.562	2001
Jerry Gil	.531	2006
Jay Gibbons	.525	2000
Tyler Colvin	.524	2009

SINGLE-SEASON PITCHING RECORDS (SINCE 2000)



FRONT OFFICE

2019 SMOKIES

SOUTHERN
LEAGUE

2018 SEASON
IN REVIEW

CHICAGO
CUBS

HISTORY &
RECORDS

MEDIA
INFORMATION

WINS

Chris Baker	15	2001
Nick Struck	14	2012
Casey Coleman	14	2009
Vinnie Chulk	13	2002
Diegomar Markwell	13	2002
Pasqual Coco	12	2000
P.J. Francescon	11	2014
Eric Jokisch	11	2013
Enrique Gonzalez	11	2005
Gustavo Chacin	11	2001
Four tied at	10	

LOSSES

Eric Jokisch	13	2013
Tony Pena	13	2005
Peter Bauer	13	2002
Ryan Spille	12	2002
Matt McClellan	12	2000
Tyler Skulina	12	2016
Hung-Wen Chen	11	2009
Mark Holliman	11	2007
Steven Jackson	11	2006
Clint Goocher	11	2005
Seven tied at	10	

ERA

Kyle Hendricks	1.85	2013
Dustin Nippert	2.36	2005
Steven Jackson	2.65	2006
Eric Jokisch	2.91	2012
Vinnie Chulk	2.96	2002
Chris Carpenter	3.16	2010
Nick Struck	3.18	2012
Alberto Cabrera	3.20	2013
Dae-Eun Rhee	3.27	2014
Rhett Parrott	3.27	2003

GAMES

Mike Schultz	63	2005
Bill White	60	2005
Brian Schlitter	59	2009
Casey Daigle	58	2005
Doug Slaten	58	2005
Mike Lyons	57	2003
Alex Maestri	54	2009
Bill White	54	2006
Joe Orloski	54	2002
Three tied at	53	

GAMES STARTED

Donnie Veal	29	2008
Peter Bauer	28	2002
Tyler Skulina	27	2016
Dallas Beeler	27	2012
Hung-Wen Chen	27	2009
Casey Coleman	27	2009
Donnie Veal	27	2007
Ross Ohlendorf	27	2006
Adam Bass	27	2005
Enrique Gonzalez	27	2005
Diegomar Markwell	27	2002

COMPLETE GAMES

Ross Ohlendorf	4	2006
Chris Baker	4	2001
Scott Cassidy	4	2001
Dustin Nippert	3	2005
Peter Bauer	3	2002
Roy Halladay	3	2001
Leo Estrella	3	2000
Ten tied at	2	

SHUTOUTS

Scott Cassidy	3	2001
Ross Ohlendorf	2	2006
Enrique Gonzalez	2	2005
Dustin Nippert	2	2005
Brad Thompson	2	2004
Leo Estrella	2	2000
11 tied at	1	

SAVES

Mike Lyons	31	2003
Jarrod Kingrey	27	2001
Frank Batista	24	2012
P.J. Francescon	22	2015
Brian Schlitter	22	2009
Bob File	20	2000
Frank Batista	19	2013
Casey Daigle	19	2005
Hugo Castellanos	18	2002
Rafael Dolis	17	2011

INNINGS PITCHED

Chris Baker	179.0	2001
Ross Ohlendorf	177.2	2006
Peter Bauer	177.0	2002
Matt McClellan	168.2	2000
Diegomar Markwell	168.1	2002
Pasqual Coco	167.2	2000
Mark Holliman	161.1	2007
Enrique Gonzalez	161.1	2005
Eric Jokisch	160.2	2013
Ryan Spille	159.2	2002

HITS ALLOWED

Peter Bauer	202	2002
Ryan Spille	188	2002
Clint Goocher	185	2005
Ross Ohlendorf	180	2006
Diegomar Markwell	174	2002
Matt McClellan	174	2000
Brooks Raley	170	2011
Dae-Eun Rhee	168	2012
Dallas Beeler	166	2012
Hung-Wen Chen	166	2009

RUNS ALLOWED

Clint Goocher	105	2005
Ryan Spille	105	2002
Peter Bauer	103	2002
Matt McClellan	100	2000
Diegomar Markwell	95	2002
Dae-Eun Rhee	93	2012
Donnie Veal	89	2008
Justin Berg	88	2007
Tyler Skulina	87	2016
Three Tied at	86	

EARNED RUNS ALLOWED

Ryan Spille	92	2002
Matt McClellan	90	2000
Peter Bauer	87	2002
Clint Goocher	84	2005
Diegomar Markwell	82	2002
Nick Stocks	80	2003
Justin Berg	77	2007
Dae-Eun Rhee	76	2012
Tyler Skulina	74	2016
Four Tied at	73	

WALKS

Donnie Veal	81	2008
Donnie Veal	73	2007
Tyler Skulina	71	2016
Corey Black	71	2014
Matt Loosen	69	2014
Justin Berg	69	2007
Matt McClellan	69	2000
Pasqual Coco	68	2000
Thomas Hatch	61	2018
Diegomar Markwell	60	2002

STRIKEOUTS

Enrique Gonzalez	146	2005
Pasqual Coco	142	2000
Felix Pena	140	2015
Matt McClellan	140	2000
Eric Jokisch	137	2013
Donnie Veal	131	2007
Ross Ohlendorf	125	2006
Steven Jackson	125	2006
Nick Struck	123	2012
Donnie Veal	123	2008

HOME RUNS ALLOWED

Randy Leek	23	2004
Diegomar Markwell	23	2002
Ryan Spille	22	2002
Chris Baker	22	2001
Clint Goocher	20	2005
Donnie Veal	19	2008
Paul Schappert	19	2007
Dae-Eun Rhee	18	2012
James Russell	18	2008
Five tied at	17	



CAREER HITTING RECORDS (SINCE 1964)

FRONT OFFICE

2019 SMOKIES

SOUTHERN LEAGUE

2018 SEASON IN REVIEW

CHICAGO CUBS

HISTORY & RECORDS

MEDIA INFORMATION

GAMES PLAYED			TRIPLES			STRIKEOUTS		
Cleo Kilpatrick	524	1980-83, 85	Jesse Barfield	21	1980-81	Chris Shaddy	392	1983, 85-87
Chris Shaddy	481	1983, 85-87	Tyler Colvin	20	2007-09	Tom Quinlan	374	1988-90
Eddie Dennis	474	1980-83, 85	Lorenzo De La Cruz	18	1995-97	Cleo Kilpatrick	337	1973-77
Donn Seidholz	465	1974-79	Kevin Sliwinski	18	1985-87	Fred Norton	331	1973-77
Andre Wood	445	1980-83	Tony Thomas	18	1983, 85-87	Julian Yan	309	1990-92
Kevin Sliwinski	414	1985-87	Bernie Tatis	17	1985-87	Chris Johnston	300	1983-85
Fred Norton	410	1973-76	Ken Kinnard	17	1984-87	Norm Tonucci	293	1986-87
Domingo Martinez	391	1988-90	Rubi Silva	16	2012-14	Lorenzo De La Cruz	290	1995-97
Blake Lalli	379	2008-11	Brent Bowers	16	1993-94	Kevin Sliwinski	277	1985-87
Tom Quinlan	378	1988-90	Nelson Liriano	15	1986	Mike Ondina	272	1974-77
			Mark Naehring	15	1977-79			
AT BATS			HOME RUNS			STOLEN BASES		
Cleo Kilpatrick	1,889	1973-77	Kevin Sliwinski	62	1985-87	Bernie Tatis	105	1985-87
Chris Shaddy	1,636	1983, 85-87	Julian Yan	47	1990-92	Lonell Roberts	82	1992, 95-97
Eddie Dennis	1,599	1980-83, 85	Andy Thompson	44	1997-99	Papo Bolivar	81	2003-04
Donn Seidholz	1,534	1974-79	Ryan Jones	43	1996-98	A.J. Hill	71	1978-79
Andre Wood	1,521	1980-83	Jake Fox	43	2007-08	Jim Adduci	67	2009, 11-12
Kevin Sliwinski	1,504	1985-87	Glenallen Hill	43	1986, 88	Webster Garrison	61	1986, 88-89
Fred Norton	1,446	1973-76	Domingo Martinez	40	1988-90	Brent Bowers	60	1993-94, 98
Domingo Martinez	1,394	1988-90	Tom Quinlan	39	1988-90	Andre Wood	55	1980-83
Tom Quinlan	1,259	1988-90	Adam Melhuse	38	1996-99	Mitch Webster	52	1981
Blake Lalli	1,245	2008-11	Four Others Tied At	37		Kevin Batiste	51	1988-89
RUNS SCORED			RUNS DRIVEN IN			CAUGHT STEALING		
Cleo Kilpatrick	250	1973-77	Kevin Sliwinski	247	1985-87	Eddie Dennis	42	1980-83, 85
Kevin Sliwinski	236	1985-87	Cleo Kilpatrick	239	1973-77	Sharmol Adriana	35	1993-95, 97
Chris Shaddy	219	1983, 85-87	Andy Thompson	205	1997-99	Lonell Roberts	34	1992, 95-97
Andy Thompson	205	1997-99	Ryan Jones	199	1996-98	Bernie Tatis	34	1985-87
Bernie Tatis	199	1985-87	Chris Shaddy	193	1983, 85-87	Fausto Solano	33	1997-99
Andre Wood	189	1980-83	Donn Seidholz	191	1974-79	Papo Bolivar	28	2003-04
Eddie Dennis	171	1980-83, 85	Domingo Martinez	189	1988-90	Brent Bowers	28	1993-94, 98
Fred Norton	168	1973-76	Vernon Ramie	175	1980-83	Cleo Kilpatrick	28	1973-77
Mark Naehring	167	1977-79	Justin Bour	174	2012-13	Mike Squires	27	1974-75
Tom Quinlan	165	1988-90	Blake Lalli	170	2008-11	William Suero	26	1989-90
			Tim Giles	170	1999-2000	Kevin Batiste	26	1988-89
HITS			TOTAL BASES			HIT BY PITCHES (since 1974)		
Cleo Kilpatrick	509	1973-77	Kevin Sliwinski	727	1985-87	Tom Quinlan	28	1988-90
Kevin Sliwinski	431	1985-87	Cleo Kilpatrick	722	1973-77	Lorenzo De La Cruz	27	1995-97
Chris Shaddy	410	1983, 85-87	Chris Shaddy	631	1983, 85-87	Jake Fox	25	2007-08
Donn Seidholz	395	1974-79	Donn Seidholz	557	1974-79	Josh Phelps	24	2000-01
Blake Lalli	378	2008-11	Domingo Martinez	555	1988-90	Brent Lutz	23	1994-95
Eddie Dennis	370	1980-83, 85	Andy Thompson	549	1997-99	Rich Thompson	20	2002
Domingo Martinez	357	1988-90	Ryan Jones	530	1996-98	Rickey Cradle	20	1995-97
Andre Wood	354	1980-83	Blake Lalli	518	2008-11	Chris Johnston	20	1983-85
Andy Thompson	327	1997-99	Julian Yan	517	1990-92	Domingo Martinez	19	1988-90
Ryan Jones	323	1996-98	Tyler Colvin	504	2007-09	Three Others Tied At	18	
DOUBLES			WALKS			GIDP (since 1992)		
Cleo Kilpatrick	86	1973-77	Adam Melhuse	211	1996-99	Blake Lalli	37	2008-11
Donn Seidholz	76	1974-79	Larry Foster	208	1974-77	Ty Wright	33	2009-13
Blake Lalli	75	2008-11	Kevin Sliwinski	202	1985-87	Andy Thompson	30	1997-99
Chris Shaddy	74	1985-87	Cleo Kilpatrick	201	1973-77	Jae-Hoon Ha	29	2011-14
Kevin Sliwinski	74	1985-87	Vernon Ramie	196	1980-83	Lorenzo De La Cruz	27	1995-97
Andy Thompson	74	1997-99	Mark Naehring	186	1977-79	Steve Clevenger	26	2008-11
Chris Johnston	69	1983-85	Chris Shaddy	184	1983, 85-87	Sharmol Adriana	26	1993-95, 97
Jae-Hoon Ha	67	2011-14	Mike Ondina	184	1974-77	Julio Mosquera	26	1996-98
Ryan Jones	66	1988-90	Andre Wood	168	1980-83	Josh Vitters	25	2010-11
Four Others Tied At	64		Bernie Tatis	157	1985-87	Fausto Solano	25	1997-99

CAREER PITCHING RECORDS (SINCE 1964)



FRONT OFFICE

2019 SMOKIES

SOUTHERN
LEAGUE

2018 SEASON
IN REVIEW

CHICAGO
CUBS

HISTORY &
RECORDS

MEDIA
INFORMATION

WINS			SHUTOUTS			EARNED RUNS ALLOWED		
Jimmy Rogers	35	1989-91, 93	Larry Monroe	6	1967-69	Jimmy Rogers	273	1989-91, 93
Steve Davis	33	1983-87	Jimmy Rogers	4	1989-91, 93	Jason Stevenson	216	1997-99
Larry Monroe	28	1976-79	Steve Davis	4	1983-87	Larry Monroe	210	1976-79
Jason Stevenson	22	1997-99	Dennis Howard	4	1982, 86	Nate Cromwell	188	1990-93
Ken Kravec	22	1973-75	John Cerutti	4	1982-83	Mark Eichhorn	182	1981, 83, 85
Chris Jones	21	1988-91	Rich Wortham	4	1976-77	Dave Walsh	179	1984-87
Mark Eichhorn	21	1981, 83, 85	Ken Kravec	4	1973-75	Philip Henderson	178	1965-67
Cliff Young	20	1986-87	Joe Henderson	4	1973	Scot Elam	165	1981-82, 85
Dave Walsh	20	1984-87	Five Others Tied At	3		Kenneth Widman	165	1965-67
Richard Dotson	20	1978-79				Peter Bauer	160	2001-02
Kenneth Widman	20	1965-67						

LOSSES			SAVES			HOME RUNS ALLOWED		
Jimmy Rogers	40	1989-91, 93	Frank Batista	53	2012-14	Mark Eichhorn	51	1981, 83, 85
Larry Monroe	36	1976-79	Brian Smith	36	1996-99	Jason Stevenson	42	1997-99
Philip Henderson	34	1965-67	Jarrod Kingrey	34	2000-01, 04	Cliff Young	40	1986-87
Nate Cromwell	29	1990-93	Mike Lyons	31	2003	Jimmy Rogers	36	1989-91, 93
Mark Eichhorn	27	1981, 83, 85	Brian Schlitter	30	2009, 12-13	Mike Yearout	32	1984-87
Jason Stevenson	26	1997-99	Tom Lukish	26	1981-82	Larry Monroe	31	1976-79
Barry Smith	25	1975-76	Bob Macdonald	24	1989-90	Kenneth Widman	31	1965-67
Scot Elam	24	1981-82, 85	Mark Ohlms	22	1992-94	Donnie Veal	30	2007-08
Cliff Young	23	1986-87	Bill Moran	22	1974, 76-79	Gustavo Chacin	30	2000-02
Four Others Tied At	22		Three Others Tied At	21		Dae-Eun Rhee	29	2012-14

GAMES			INNINGS PITCHED			WALKS		
Brian Smith	126	1996-99	Jimmy Rogers	600.0	1989-91, 93	Jimmy Rogers	359	1989-91, 93
Frank Batista	123	2012-14	Larry Monroe	502.0	1976-79	Scot Elam	257	1981-82, 85
Chad Brown	123	1995-98	Mark Eichhorn	429.0	1981, 83, 85	Colin McLaughlin	287	1981-82, 84, 86
Kevin Roderick	122	2011-13	Steve Davis	396.1	1983-87	Larry Monroe	239	1976-79
Chris Jones	121	1988-91	Philip Henderson	391.0	1965-67	Dave Walsh	231	1984-87
Darren Hall	10	1988-91	Scot Elam	384.2	1981-82, 85	Nate Cromwell	223	1990-93
Bill White	114	2005-06	Jason Stevenson	376.1	1997-99	Ken Kravec	222	1973-75
Tony Zych	112	2012-14	Dave Walsh	369.2	1984-87	Steve Davis	220	1983-87
Chris Freeman	112	1995-97	Kenneth Widman	368.0	1965-67	Juan Guzman	201	1988-90
Mark Ohlms	112	1992-94	Ken Kravec	364.0	1973-75	Richard Dotson	193	1978-79

GAMES STARTED			HITS ALLOWED			STRIKEOUTS		
Jimmy Rogers	106	1989-91, 93	Jimmy Rogers	562	1989-91, 93	Jimmy Rogers	435	1989-91, 93
Larry Monroe	72	1976-79	Larry Monroe	488	1976-79	Philip Henderson	317	1965-67
Jason Stevenson	67	1997-99	Philip Henderson	435	1965-67	Larry Monroe	305	1976-79
Steve Davis	64	1983-87	Mark Eichhorn	427	1981, 83, 85	Colin McLaughlin	287	1981-82, 84, 86
Mark Eichhorn	59	1981, 83, 85	Jason Stevenson	424	1997-99	Juan Guzman	278	1988-90
Ken Kravec	58	1973-75	Cliff Young	380	1986-87	Ken Kravec	276	1973-75
Donnie Veal	56	2007-08	Kenneth Widman	380	1965-67	Jason Stevenson	272	1997-99
Dave Walsh	54	1984-87	Dave Walsh	360	1984-87	Chris Jones	271	1988-91
Scot Elam	53	1981-82, 85	Peter Bauer	355	2001-02	Scot Elam	270	1981-82, 85
Kenneth Widman	53	1965-67	Scot Elam	346	1981-82, 85	Donnie Veal	254	2007-08
						Jesse Cross	254	1991-92

COMPLETE GAMES			RUNS ALLOWED			HIT BATTERS		
Larry Monroe	20	1976-79	Jimmy Rogers	311	1989-91, 93	Peter Bauer	22	2001-02
Dave Frost	17	1974-76	Dallas Beeler	277	2011-13	Dae-Eun Rhee	20	2012-14
Dennis Howard	15	1982, 86	Larry Monroe	262	1976-79	Jimmy Rogers	19	1989-91, 93
Mark Eichhorn	14	1981, 83, 85	Jason Stevenson	245	1997-99	Justin Berg	18	2007-08
Jack McKnight	13	1983-84	Mark Eichhorn	226	1981, 83, 85	Larry Monroe	18	1976-79
Ken Kravec	13	1973-75	Philip Henderson	224	1965-67	Pasqual Coco	17	2000-01
Scot Elam	12	1981-82, 85	Nate Cromwell	219	1990-93	Bob Wisniewski	17	1989-91
Richard Dotson	12	1978-79	Scot Elam	218	1981-82, 85	Rich Barnes	17	1977-79
Tim Stoddard	11	1975-76	Dave Walsh	216	1984-87	Nick Stocks	16	2003-04
Four Others Tied At	10		Kenneth Widman	203	1965-67	Gustavo Chacin	16	2000-02
						Cameron Reimers	16	2001-02



INDIVIDUAL LEAGUE RECORDS HELD BY SMOKIES

FRONT OFFICE

2019 SMOKIES

SOUTHERN
LEAGUE

2018 SEASON
IN REVIEW

CHICAGO
CUBS

HISTORY &
RECORDS

MEDIA
INFORMATION

Most Triples, Game..... 3	Most RBIs, Game..... 9
Donn Seidholz, May 17, 1977*	Trent Giambrone, July 5, 2018
Robinson Chirinos, May 15, 2008*	*along with five others
*along with four others	
Most Sacrifice Flies, Game..... 3	Most Strikeouts, Both Starters, Game..... 26
Kevin Sliwinski, September 2, 1985*	Don Secrist (Knoxville) & Larry Loughlin (Macon),
*along with one other	June 28, 1966
Most Intentional Bases On Balls, Season ... 18	Most Sacrifice Hits Allowed, Game..... 4
Carlos Delgado, 1993*	Mike Jeffcoat, June 1, 1982*
*along with one other	*along with three others
Most Times Hit By Pitch, Game..... 3	Most Bases On Balls, Season 146
Rich Thompson, May 5, 2002^	Scott Elam, 1982
^done several times, most recent	
Most Times Grounded Into Double Play 3	Most Bases On Balls, Game 12
Jim Deschaine, May 28, 2002^	Ken Kravec, August 3, 1973*
^done several times, most recent	*along with two others
Most Games Started, Season 35	Most Bases On Balls, Inning 6
Jose Mesa, 1987	James Brown, 9/2/64 (2nd, consecutive)
	Barry Smith, 6/26/76 (1st, 2nd game of DH)
Most Consecutive Games Started 35	Most Wild Pitches, Season 31
Jose Mesa, 1987	Matt Williams, 1982
Most Consecutive Days, Winner 3	Most Wild Pitches, Game..... 5
Milt Osteen, July 3-5, 1965*	Bob Galasso, July 21, 1973*
along with one other	Scott Elam, May 8, 1982 (2nd game of DH)*
	*along with four others
Most Consecutive Scoreless Innings..... 49.0	Lowest Fielding Average, Season (1B)..... 984
Brad Thompson, April 14-May 19, 2004	Rogello Alvarez, 1967
Most Runs Allowed, Season..... 131	Games Played (1B)..... 142
Jose Mesa, 1987	Kevin Sliwinski, 1986*
	*along with two others
Most Runs Allowed, Inning..... 11	Double Plays (1B)..... 139
Jose Made, August 31, 2008 (8th, all earned)*	Kevin Sliwinski, 1986
*along with one other	
Most Earned Runs Allowed, Season..... 112	Fewest Double Plays, Qualifier (SS)..... 35
Jose Mesa, 1987	Jimmy Kelly, 1988
Tyler Skulina, 2016, 74	
Most Earned Runs Allowed, Inning..... 11	Games Played (OF)..... 144
Jose Made, August 31, 2008 (8th)	Derwin McNealy, 1984*
	*along with one other
Most Hits Allowed, Extra-Inning Game..... 17	Chances, Season (OF) 433
Leo Marentette, August 17, 1964 (11 innings)	Sil Campusano, 1986 (401 PO, 17 A, 15 E)
Most Home Runs Allowed, Game..... 6	Errors, Game (C)..... 4
Leo Williams, August 24, 1974	Josh Phelps, May 1, 2000
Most Home Runs Allowed, Inning..... 4	Putouts, Game (P) 6
Leo Williams, August 24, 1974 (8th)	Colin McLaughlin, June 22, 1981*
	*along with one other
Most Consecutive Strikeouts 8	Double Plays, Game (P) 5
Anthony Reyes, August 16, 2004*	August 11, 1986^
*along with one other	^done several times, most recent

TEAM LEAGUE RECORDS HELD BY SMOKIES



Most Years In League.....	50 (1964-67, 1972-Present)
Most Regular Season Games Played	6,888
Shutouts Played In, Season	39 (18-21, 1991)
Most Regular Season Losses.....	3,508
Fewest Games Won, Season.....	47 (1967)
Fewest Wins On Road, Season	18 (1967)* *along with one other
Most One-Run Games Won, Season	35 (1965)
Most Consecutive Halves Won	4 (2009-11)
Fewest Hits, Season.....	954 (138 games, 1967)
Most Hits, Doubleheader, Both Clubs	57 Asheville (34) vs. Knoxville (23), August 20, 1972 (1st game, 11 Innings)
Most Triples, Game.....	5 (May 17, 1977)
Most Triples, Both Clubs, Game	7 - Knoxville (5) vs. Charlotte (2), May 17, 1977
Most Home Runs, Game	7 (July 28, 1997*) *along with six others
Most RBI, Both Clubs, Game.....	31 Asheville (17) vs. Knoxville (14) - G2, 8/20/72* & Tennessee (17) vs. Chattanooga (14), 8/6/08* *along with one other
Fewest Bases On Balls, Season	277 (1992)
Most Strikeouts, Game.....	22 - Knoxville vs. Birmingham, 4/16/92 (17 Innings)* *along with two others
Fewest Complete Games, Season	0 (2008 & 2014*) *along with nine others
Most Hit Batsmen, Season	94 (2000)
Most Wild Pitches, Season	113 (1982*) *along with one other
Lowest Fielding Average, Leader, Season953 (138 games, 1967)
Most Assists, Game.....	34 - June 10, 1990 (18 Innings)
Most Errors, Both Clubs	17 - Birmingham (11) vs. Knoxville (6), May 27, 1967

FRONT OFFICE

2019 SMOKIES

SOUTHERN
LEAGUE

2018 SEASON
IN REVIEW

CHICAGO
CUBS

HISTORY &
RECORDS

MEDIA
INFORMATION



LAST TIME IT HAPPENED (HITTING)

FRONT OFFICE

2019 SMOKIES

SOUTHERN LEAGUE

2018 SEASON IN REVIEW

CHICAGO CUBS

HISTORY & RECORDS

MEDIA INFORMATION

FOUR HITS, GAME	PJ Higgins vs. Pensacola (9/1/18)
FOUR HITS, GAME (OPPONENT)	Joel Booker vs. Birmingham (8/17/18)
FIVE HITS, GAME	Albert Almora Jr. vs. Pensacola (4/18/15)
FIVE HITS, GAME (OPPONENT)	Eudy Pina vs. Jacksonville (9/1/15)
SIX HITS, GAME	Rob Mummau vs. Huntsville (7/23/96)
THREE DOUBLES, GAME	Christian Villanueva at Jackson (6/24/14)
THREE DOUBLES, GAME (OPPONENT)	Kevin Randel vs. Carolina (7/25/06)
TWO TRIPLES, GAME	Jacob Hannemann vs. Chattanooga (7/24/15)
THREE TRIPLES, GAME	Robinson Chirinos at Montgomery (5/15/08)
FOUR RUNS, GAME	John Andreoli & Kris Bryant vs. Birmingham (5/7/14)
FOUR RUNS, GAME (OPPONENT)	Daniel Robertson vs. Montgomery (8/20/15)
FIVE RUNS, GAME	Jay Gibbons vs. Chattanooga (5/18/00)
FIVE RUNS, GAME (OPPONENT)	Cameron Maybin at Carolina (8/31/08)
FIVE RBI, GAME	Zack Short vs. Birmingham (8/16/18)
FIVE RBI, GAME (OPPONENT)	Alfredo Gonzalez vs. Birmingham (7/13/18)
SIX RBI, GAME	Jacob Hannemann at Jacksonville (6/13/15)
SIX RBI, GAME (OPPONENT)	Shannon Wilkerson at Chattanooga (8/14/15)
SEVEN RBI, GAME	Matthew Spencer at Montgomery (8/5/10)
SEVEN RBI, GAME (OPPONENT)	Jon Griffin vs. Mobile (5/21/14)
NINE RBI, GAME	Trent Giambrone at Jackson (7/5/18)
TWO HOMERS, GAME	Ryan Dent vs. Jacksonville (8/29/15)
ALLOW TWO HOMERS, GAME	Aristides Aquino vs. Pensacola (9/1/18)
THREE HOMERS, GAME	Trent Giambrone at Jackson (7/5/18)
THREE HOMERS, GAME (OPPONENT)	Tyler Goeddel at Montgomery (7/30/15)
FOUR HOMERS, GAME	Never
FOUR HOMERS, GAME (OPPONENT)	Jon Griffin vs. Mobile (5/21/14)
SEVEN HOMERS, GAME (TEAM)	July 28, 1997 vs. Jacksonville
GRAND SLAM	Wynton Bernard vs. Chattanooga (7/28/18)
GRAND SLAM (OPPONENT)	Edgar Corcino at Chattanooga (8/17/17)
BACK-TO-BACK HOMERS	Zack Short & Jason Vosler vs. Birmingham (5/3/18)
BACK-TO-BACK HOMERS (OPPONENT)	Cameron Seitzer & Dayron Varona (8/20/15)
THREE CONSECUTIVE HOMERS	Ryan Fleming, Jim Deschaine & Mike Rouse vs. Jacksonville (8/17/02)
THREE CONSECUTIVE HOMERS (OPPONENT)	Jason Ross, Desmond Smith & Mark Mortimer vs. Greenville (7/16/00)
INSIDE-THE-PARK HOMER	Connor Myers vs. Biloxi (8/8/18)
LEADOFF HOMER	Trey Martin at Mobile (6/21/18)
ALLOW LEADOFF HOMER	Kevin Medrano vs. Jackson (6/29/17)
WALK-OFF HOMER	Wynton Bernard vs. Chattanooga (7/28/18)
WALK-OFF HOMER (OPPONENT)	Troy Stokes Jr. at Biloxi (7/22/18)
HOME RUN HIT BY PITCHER	Wes Darvill vs. Montgomery (8/20/15)
HOME RUN HIT BY PITCHER (OPPONENT)	A.J. Schugel vs. Mobile (5/31/15)
PINCH HIT HOME RUN	Willson Contreras vs. Pensacola (4/18/15)
PINCH HIT HOME RUN (OPPONENT)	Gerson Montilla vs. Mobile (5/29/15)
HIT FOR CYCLE	PJ Higgins vs. Pensacola (9/1/18)
<i>Hit For Cycle (Opponent)</i>	None Through 2018
STEAL THREE BASES, GAME	Tony Thomas at West Tennessee (6/29/10)
STEAL THREE BASES, GAME (OPPONENT)	Tim Anderson vs. Birmingham (7/21/15, Game 1)
STEAL FOUR BASES, GAME	Arismendy Alcantara at Huntsville (4/17/13)
STEAL FOUR BASES, GAME (OPPONENT)	Josh Prince vs. Huntsville (4/26/14)
STEAL HOME PLATE	John Andreoli vs. Jackson (4/18/14)
STEAL HOME PLATE (OPPONENT)	Mycal Jones vs. Mississippi (7/21/14)
FOUR WALKS, GAME	Trey Martin vs. Birmingham (6/12/18)
FOUR WALKS, GAME (OPPONENT)	David Fletcher vs. Mobile (6/24/17)
FIVE WALKS, GAME	Pin-Chieh Chen at Birmingham (5/4/15)
THREE INTENTIONAL WALKS, GAME	Jamie D'Antona vs. Chattanooga (5/23/06)
FIVE STRIKEOUTS, GAME	Vimael Machin vs. Birmingham (6/12/18)
FOUR STRIKEOUTS, GAME (OPPONENT)	Danny Mendick vs. Birmingham (6/12/18)
FIVE STRIKEOUTS, GAME	Jacob Hannemann vs. Jacksonville (9/1/15)

LAST TIME IT HAPPENED (PITCHING/MISC.)



NO-HITTER, INDIVIDUAL	Eric Jokisch at Jacksonville (8/6/13)
NO-HITTER, INDIVIDUAL (OPPONENT)	Andres Santiago at Chattanooga (8/28/14)
NO-HITTER, COMBINED	David Shipanoff, Tim Rodgers, & Mercedes Esquer, Asheville (8/28/84)
NO-HITTER, COMBINED (OPPONENT)	Corey Thurman, Dave Johnson & Luis Pena, Huntsville (9/7/07)
NO-HITTER, 7 INNINGS	Mark Holliman, Huntsville (6/21/07)
NO-HITTER, 7 INNINGS (OPPONENT)	Frankie Montas vs. Birmingham (6/9/15)
ONE-HITTER, INDIVIDUAL	Scott Cassidy vs. Carolina (5/27/01)
ONE-HITTER, INDIVIDUAL (OPPONENT)	Carlos Villanueva vs. Huntsville (5/13/06)
ONE-HITTER, COMBINED (7 INNINGS)	Pierce Johnson & Andrew McKirahan at Mobile (8/10/14, G1, 7 Innings)
ONE-HITTER, COMBINED (9 INNINGS)	Pierce Johnson, Hunter Cervenka & Armando Rivero vs. Huntsville (4/27/14)
ONE-HITTER, COMBINED (9 INNINGS, OPPONENT)	Jimmy Lambert, Brian Clark & Jose Ruiz vs. Birmingham (7/14/18)
20+ SCORELESS INNINGS	23.0, Pierce Johnson (7/29-8/20/14)
10 STRIKEOUTS, RIGHT-HANDER	Thomas Hatch vs. Pensacola (9/1/18)
10 STRIKEOUTS, LEFT-HANDER	Eric Jokisch vs. Chattanooga (8/22/11)
10+ STRIKEOUTS, RIGHT-HANDER (OPPONENT)	12, Dylan Cease at Birmingham (7/25/18)
10+ STRIKEOUTS, LEFT-HANDER (OPPONENT)	14, Nick Turley at Chattanooga (4/25/17)
MORE THAN 13 STRIKEOUTS	14, Nick Turley at Chattanooga (4/25/17)
STARTER FAILED TO RECORD AN OUT	Trey McNutt at Birmingham on 6/23/11
STARTER FAILED TO GET OUT OF FIRST INNING	Jake Brigham at Jackson on 8/7/12 (0.2 IP)
COMPLETE GAME, NINE INNINGS	Eric Jokisch at Jacksonville (8/6/13)
COMPLETE GAME, NINE INNINGS (OPPONENT)	Andres Santiago at Chattanooga (8/28/14)
COMPLETE GAME SHUTOUT, NINE INNINGS	Eric Jokisch at Jacksonville (8/6/13)
COMPLETE GAME SHUTOUT, NINE INNINGS (OPPONENT)	Andres Santiago at Chattanooga (8/28/14)
BACK-TO-BACK COMPLETE GAMES, INDIVIDUAL	Enrique Gonzalez vs. Huntsville (5/6/05, G2, 7 Innings) and at West Tenn (5/12/05, 9 Innings)
BACK-TO-BACK COMPLETE GAMES, CLUB	Gustavo Chacin at Huntsville on 8/11/02 (Game 1, L 2-5) and Cam Reimers at Huntsville on 8/11/02 (Game 2, L 4-7)
BACK-TO-BACK SHUTOUTS, CLUB	C.J. Edwards/Hunter Cervenka/Frank Batista vs. Huntsville on 8/10/14 (1-0) and Pierce Johnson, Matt Loosen, Andrew McKirahan & Frank Batista vs. Huntsville on 8/11/14 (2-0)
BACK-TO-BACK GAMES SHUT OUT	Mark Blackmar, Tyler Barnette & Devon Davis vs. Birmingham on 6/7/15 (1-0, 11 Innings) and Frankie Montas vs. Birmingham on 6/9/15 (2-0, 7 Innings)
BACK-TO-BACK SHUTOUTS, DOUBLEHEADER	4/18/01 at Huntsville (3-0 & 7-0)
SHUT OUT IN BOTH GAMES, DOUBLEHEADER	Jed Bradley, Tim Dillard & David Goforth at Huntsville on 7/19/14 (1-0) and Eric Marzec, Tanner Poppe, Tommy Toledo & Kevin Shackleford on 7/19/14 (5-0)
THREE OR MORE CONSECUTIVE SHUTOUTS	4/18/01, G1 at Huntsville (3-0), 4/18/01, G2 at Huntsville (7-0) and 4/19/01 at Huntsville (4-0)
THREE CONSECUTIVE GAMES SHUT OUT	5/4/13 at Mississippi (8-0), 5/5/13 at Mississippi (6-0) and 5/7/13 vs. Birmingham (16-0, 5 Innings)
THREE CONSECUTIVE NINE INNING GAMES SHUT OUT	7/6/10 vs. Huntsville (0-3), 7/7/10 at Jacksonville (0-2) and 7/8/10 at Jacksonville (0-5)
HIT INTO TRIPLE PLAY	5/31/10 at Birmingham
TURNED TRIPLE PLAY	Jonathan Mota-Tony Thomas-Doug Deeds vs. Carolina (5/20/09)
LAST FOUR ERROR GAME	4/20/15 at Jackson
LAST FIVE ERROR GAME	7/26/15 vs. Chattanooga
LAST SIX ERROR GAME	7/21/13 vs. Jacksonville
LAST SEVEN ERROR GAME	7/25/02 vs. Greenville
CONSECUTIVE EXTRA INNING GAMES, HOME	6/14/18 vs. Montgomery (5-4, 10 Inn.) & 6/15/18 vs. Montgomery (5-7, 11 Inn.)
CONSECUTIVE EXTRA INNING GAMES, ROAD	5/8/18 at Jacksonville (2-1, 10 Inn.) & 5/9/18 at Jacksonville (2-3, 10 Inn.)
THREE STRAIGHT EXTRA INNING GAMES	6/6/18 at Jackson (7-5, 10 Inn.), 6/7/18 at Jackson (5-6, 10 Inn.) and 6/8/18 vs. Birmingham (3-6, 10 Inn.)
FIFTEEN OR MORE INNINGS PLAYED	7/9/17 vs. Montgomery (0-1, 16 Inn.)
LAST RAIN DELAY OF TWO OR MORE HOURS	7/19/18 at Biloxi (2:00)
LAST RAIN DELAY OF THREE OR MORE HOURS	8/27/08 at Carolina, Game 1 (4:36)
LAST RAIN-SHORTENED GAME	8/30/18 vs. Pensacola (1-5, 8 Inn.)

FRONT OFFICE

2019 SMOKIES

SOUTHERN
LEAGUE

2018 SEASON
IN REVIEW

CHICAGO
CUBS

HISTORY &
RECORDS

MEDIA
INFORMATION



YEARLY BATTING LEADERS (SINCE 1964)

YEAR	AVERAGE	HITS	HOME RUNS	RBI
1964	Jackson Queen 305	Larry Rojas..... 146	Bud Zipfel 20	Jackson Queen 86
1965	Gerald Reimer..... 310	Gerald Reimer..... 157	Tommy Murray..... 17	Gerald Reimer 74
1966	John Fenderson 324	Sam Thompson 166	Rogelio Alvarez 27	John Fenderson 87
1967	Ed Moxey 250	Stanley Meadows..... 117	Rogelio Alvarez 14	Rogelio Alvarez 84
1972	Bucky Dent 296	Hugh Yancy..... 147	Brian Downing..... 15	Brian Downing 67
1973	Lamar Johnson 293	Lamar Johnson 144	Lamar Johnson 16	Lamar Johnson 93
1974	Nyls Nyman..... 325	Nyls Nyman..... 166	Cleo Kilpatrick 11	Toy McCord 79
1975	Mike Squires 304	Mike Squires 136	Mike Ondina 12	Cleo Kilpatrick 65
1976	Larry Foster..... 311	Donn Seidholz..... 119	Larry Foster 13	Donn Seidholz..... 65
1977	Mike Colbern 285	Pete Maropis..... 138	Larry Foster 15	Mike Colbern 55
1978	Joe Gates 332	Joe Gates 161	M. Naehring/H. Baines..... 13	Mark Naehring 75
1979	Leo Sutherland..... 319	Leo Sutherland..... 144	Chris Nyman..... 18	Mark Naehring 71
1980	Geno Petralli 285	Pedro Hernandez..... 120	Jesse Barfield..... 14	Jesse Barfield 65
1981	Mitch Webster 294	Mitch Webster 163	J. Barfield/P. Dempsey..... 16	Pete Dempsey 77
1982	Vernon Ramie 285	Tim Thompson 133	Jeff Reynolds..... 20	Tim Thompson 73
1983	Paul Hodgson..... 297	Greg Griffin 144	B. Pinkham/V. Ramie 10	K. Aitcheson/A. Schmidt ... 54
1984	Mike Sharperson 304	Mike Sharperson 165	C. Fielder/J. Reynolds/F. McGriff..... 9	Jim Bishop 57
1985	Cecil Fielder 294	Kevin Sliwinski 145	K. Sliwinski/C. Johnston/C. Fielder... 18	C. Johnston/C. Fielder 81
1986	Kevin Sliwinski 312	Kevin Sliwinski 163	Glenallen Hill..... 31	Glenallen Hill 96
1987	Luis Reyna 297	Geronimo Berroa 150	Geronimo Berroa 36	Geronimo Berroa 108
1988	Francisco Cabrera 284	D. Martinez/W. Garrison..... 136	Francisco Cabrera..... 20	Domingo Martinez..... 70
1989	Pedro Munoz 267	Derek Bell 124	Pedro Munoz..... 19	Derek Bell 75
1990	Mike Maksudian 287	William Suero..... 127	Domingo Martinez 17	Domingo Martinez 66
1991	Ray Giannelli 276	Jeff Kent..... 114	Julian Yan 16	J. Yan/J. Kent..... 61
1992	Juan De La Rosa 329	Juan De La Rosa 167	Nigel Wilson 26	Nigel Wilson 69
1993	Tim Hyers..... 306	Alex Gonzalez..... 162	Carlos Delgado..... 25	Carlos Delgado..... 102
1994	Chris Stynes..... 317	Chris Stynes..... 173	Todd Steverson 9	Chris Weinke 87
1995	Shannon Stewart..... 287	Shannon Stewart 143	D.J. Boston 11	D.J. Boston 71
1996	Jeff Patzke 303	Ryan Jones 137	Ryans Jones..... 20	Ryan Jones 97
1997	Angel Ramirez..... 309	Kevin Witt..... 145	Kevin Witt..... 30	Kevin Witt 91
1998	Luis Lopez..... 313	Luis Lopez..... 141	L. Lopez/A. Melhuse..... 15	Andy Thompson 88
1999	Tim Giles 311	Brent Abernathy..... 168	Adam Melhuse 19	Tim Giles 114
2000	Jay Gibbons 321	Robert Perez..... 157	J. Gibbons/R. Perez 19	Robert Perez 92
2001	Reed Johnson..... 314	Reed Johnson 174	Josh Phelps 31	Josh Phelps 97
2002	DeWayne Wise..... 297	Rich Thompson 155	Jim Deschaine 16	J. Alvarez/S. Fagan 69
2003	Bucky Jacobsen 298	Caonabo Cosme..... 135	Bucky Jacobsen..... 31	Bucky Jacobsen 84
2004	Skip Schumaker 316	Skip Schumaker..... 163	Gabe Johnson 18	Gabe Johnson 66
2005	Dan Uggla 297	Dan Uggla 148	Dan Uggla 21	Dan Uggla 87
2006	Jamie D'Antona..... 310	Jamie D'Antona..... 143	Jerry Gil..... 26	Jerry Gil 86
2007	Jorge Cortes..... 293	Casey McGehee 105	Jake Fox..... 18	Jake Fox 60
2008	Doug Deeds 325	Tyler Colvin 138	Jake Fox..... 25	Tyler Colvin 80
2009	Blake Lalli 314	Jim Adduci..... 140	Tyler Colvin..... 14	Ty Wright 58
2010	Brandon Guyer 344	Tony Campana..... 156	Russ Canzler..... 21	Tony Thomas..... 73
2011	Rebel Ridling 309	Rebel Ridling 134	Rebel Ridling 20	Josh Vitters 81
2012	Justin Bour 283	Justin Bour 143	Justin Bour 17	Justin Bour 110
2013	Rubi Silva 284	Matt Szczur..... 144	Javier Baez..... 20	Christian Villanueva 72
2014	Stephen Bruno 276	Stephen Bruno 106	Kris Bryant..... 22	Kris Bryant 58
2015	Willson Contreras 333	Willson Contreras..... 151	Kyle Schwarber 13	Willson Contreras 75
2016	Chesny Young..... 303	Chesny Young..... 149	Kelly Dugan..... 13	Kelly Dugan..... 50
2017	David Bote 272	David Bote 128	Jason Vosler 21	Jason Vosler 81
2018	Jeffrey Baez..... 262	Yasiel Balaguert..... 103	Short/Giambrone..... 17	Zack Short..... 59

BOLD = Led or tied for first in Southern League that season

YEARLY PITCHING LEADERS (SINCE 1964)



YEAR	WINS	INNINGS	STRIKEOUTS	ERA
1964	Fritz Fisher 9	James Brown 119.0	Vern Holtgrave 111	James Brown 3.48
1965	T. Frondorf/D. Osteen... 16	Thomas Frondorf 190.0	Thomas Frondorf 149	Thomas Frondorf 2.79
1966	David Galligan 12	David Galligan 171.0	Don Secrist 151	Don Secrist 2.45
1967	J. Noriega/K. Widman 7	Joseph Earl 157.0	Joseph Earl 91	John Noriega 2.50
1972	James McDonnell 11	James McDonnell 153.0	Dennis Deck 101	James McDonnell 2.88
1973	Joe Henderson 17	Paul Patterson 167.0	Joe Henderson 91	Joe Henderson 2.08
1974	Leo Williams 13	Jeff Holly 170.0	Ken Kravec 105	Leo Williams 2.66
1975	Ken Kravec 14	Dave Frost 171.0	Ken Kravec 119	Ken Kravec 2.41
1976	Larry Monroe 11	Larry Monroe 195.0	Larry Monroe 113	Dave Frost 2.38
1977	L. Monroe/R. Wortham 9	Larry Monroe 143.0	Mitch Lukevics 92	Rich Wortham 2.53
1978	Fred Howard 12	Rich Barnes 146.0	Richard Dotson 152	Fred Howard 2.78
1979	R. Dotson/L. Hoyt 9	Richard Dotson 163.0	Richard Dotson 133	Jackie Smith 3.54
1980	Dave May 11	John Poloni 172.0	John Poloni 105	Dave May 3.87
1981	M. Eichhorn/S. Senteney 10	Mark Eichhorn 192.0	Mark Eichhorn 99	Mark Eichhorn 3.98
1982	Dennis Howard 13	Dennis Howard 194.2	Matt Williams 157	Keith Walker 2.82
1983	John Cerutti 9	John Cerutti 188.2	John Cerutti 131	John Cerutti 3.43
1984	G. Alba/J. McKnight 11	Steve Davis 154.2	Dave Shipanoff 108	Dave Walsh 3.24
1985	Steve Davis 17	Mike Yearout 169.2	Steve Davis 107	Steve Davis 2.45
1986	Cliff Young 12	Cliff Young 203.2	Cliff Young 121	Dennis Howard 3.85
1987	J. Mesa/O. Peraza 10	Jose Mesa 193.1	Jose Mesa 115	Oswaldo Peraza 3.12
1988	Steve Cummings 14	Steve Cummings... 212.2	Alex Sanchez 166	Alex Sanchez 2.53
1989	Jimmy Rogers 12	John Shea 190.1	Jimmy Rogers 120	John Shea 2.70
1990	Juan Guzman 11	Jimmy Rogers 173.1	Pat Hentgen 142	Pat Hentgen 3.05
1991	J. Cross/D. Weathers 10	Jesse Cross 172.0	Jesse Cross 128	David Weathers 2.45
1992	Paul Menhart 10	Paul Menhart 177.2	Jesse Cross 126	Jesse Cross 3.54
1993	Huck Flener 13	Tim Crabtree 158.2	Steve Karsay 122	Huck Flener 3.30
1994	Giovanni Carrara 13	Giovanni Carrara 164.1	Giovanni Carrara 96	Giovanni Carrara 3.89
1995	Jose Pett 8	Jose Pett 141.2	Derek Brandow 106	Carlos Almanzar 3.99
1996	Mike Halperin 13	Chris Carpenter 171.1	Chris Carpenter 150	Mike Halperin 3.48
1997	Jason Stevenson 12	Jason Stevenson 149.2	Jason Stevenson 101	Jason Stevenson 4.27
1998	Chris McBride 10	Chris McBride 155.1	Jason Stevenson 98	Chris McBride 4.40
1999	Isabel Giron 11	Isabel Giron 158.1	Isabel Giron 126	Clayton Andrews 3.93
2000	Pasqual Coco 12	Matt McClellan 168.2	Pasqual Coco 142	Mike Kusiewicz 3.63
2001	Chris Baker 15	Chris Baker 179.0	Chris Baker 121	Chris Baker 3.37
2002	V. Chulk/D. Markwell ... 13	Peter Bauer 177.0	Vinnie Chulk 108	Vinnie Chulk 2.96
2003	Nick Stocks 10	Nick Stocks 151.0	Rhett Parrott 112	Rhett Parrott 3.27
2004	J. Cook/B. Thompson 8	Chris Narveson 127.2	Chris Narveson 121	Chris Narveson 4.16
2005	Enrique Gonzalez 11	Enrique Gonzalez 161.1	Enrique Gonzalez 146	Dustin Nippert 2.36
2006	Ross Ohlendorf 10	Ross Ohlendorf 177.2	R. Ohlendorf/S. Jackson 125	Steven Jackson 2.65
2007	Mark Holliman 10	Mark Holliman 161.1	Donnie Veal 131	Mark Holliman 3.57
2008	Mitch Atkins 9	Donnie Veal 145.1	Donnie Veal 123	Donnie Veal 4.52
2009	Casey Coleman 14	Casey Coleman 149.0	Hung-Wen Chen 98	Casey Coleman 3.68
2010	Craig Muschko 9	Craig Muschko 143.1	Craig Muschko 103	Chris Carpenter 3.16
2011	R. Dolis/B. Raley 8	Brooks Raley 136.1	Brooks Raley 80	Brooks Raley 4.22
2012	Nick Struck 14	Nick Struck 155.2	Nick Struck 123	Nick Struck 3.18
2013	Eric Jokisch 11	Eric Jokisch 160.2	Eric Jokisch 137	Kyle Hendricks 1.85
2014	P.J. Francescon 11	Corey Black 124.1	Corey Black 119	Corey Black 3.47
2015	Ryan Williams 10	Felix Pena 129.2	Felix Pena 140	Felix Pena 3.75
2016	Brad Markey 8	Brad Markey 130.2	Tyler Skulina 91	Brad Markey 3.17
2017	Duane Underwood 13	Duane Underwood 138.0	Duane Underwood 98	Zach Hedges 3.49
2018	Michael Rucker 9	Thomas Hatch 143.2	Michael Rucker 118	Duncan Robinson 3.31

BOLD = Led or tied for first in Southern League that season

FRONT OFFICE

2019 SMOKIES

SOUTHERN LEAGUE

2018 SEASON IN REVIEW

CHICAGO CUBS

HISTORY & RECORDS

MEDIA INFORMATION



SINGLE-SEASON TEAM RECORDS SINCE 2000

FRONT OFFICE

2019 SMOKIES

SOUTHERN
LEAGUE

2018 SEASON
IN REVIEW

CHICAGO
CUBS

HISTORY &
RECORDS

MEDIA
INFORMATION

HIGH	TEAM BATTING	LOW
.285 (2010)	Batting Average	.230 (2018)
4,768 (2010)	At-Bats	4,386 (2003)
749 (2010)	Runs	532 (2003)
1,358 (2010)	Hits	1,025 (2018)
293 (2x, MR - 2011)	Doubles	179 (2013)
45 (2010)	Triples	17 (2006)
135 (2001)	Home Runs	74 (2015)
70 (2x, MR - 2011)	Home Runs (Home)*	37 (2016)
62 (2013)	Home Runs (Road)*	35 (2015)
38 (May 2006)	Home Runs (1 month)*	7 (July 2015)
5 (2008)	Grand Slams*	1 (3x, MR - 2013)
689 (2010)	RBI	515 (2003)
2,101 (2010)	Total Bases	1,624 (2018)
617 (2002)	Walks	410 (2009)
1,187 (2018)	Strikeouts	854 (2003)
170 (2005)	Stolen Bases	44 (2006)
88 (2005)	Caught Stealing	30 (2015)
.353 (2010)	On-Base Percentage	.315 (2018)
.441 (2010)	Slugging Percentage	.364 (2018)
127 (2015)	Grounded Into Double Play	48 (2004)
HIGH	TEAM PITCHING	LOW
86 (2010)	Wins	58 (2016)
81 (2016)	Losses	53 (2010)
4.65 (2008)	Earned-Run Average	3.46 (2013)
10 (2005)	Complete Games	0 (2x, MR - 2014)
14 (2x, MR - 2005)	Shutouts	5 (2016)
49 (2010)	Saves	29 (2018)
1,237.0 (2002)	Innings Pitched	1,198.0 (2004)
1,339 (2002)	Hits Allowed	1,058 (2014)
718 (2008)	Runs Allowed	545 (2013)
633 (2008)	Earned Runs Allowed	468 (2013)
153 (2008)	Home Runs Allowed	81 (2015)
94 (2000)	Hit Batsmen	40 (2015)
597 (2014)	Walks Allowed	386 (2001)
1,083 (2018)	Strikeouts	756 (2002)
99 (2011)	Wild Pitches	50 (3x, MR - 2012)
.281 (2005)	Average Against*	.236 (2013)
1.49 (2008)	WHIP	1.25 (2001)

* = not available before 2005

SMOKIES ALL-STARS



1928 3B OF	South Atlantic Association (B) Tom Osborne Oscar Felbe	1978 C 3B OF Util	Southern (AA) Marv Foley Mark Naehring Tom Spencer Michael Wolf	2009 P P P 1B OF UTL	Southern (AA) Jay Jackson Casey Coleman Brian Schlitter Blake Lalli Jim Adduci Tony Thomas
1929 P P 2B SS C	South Atlantic Association (B) Al Bates John Walker Thorpe Hamilton Eric McNair Art McCrea	1979 3B 1B 3B	Southern (AA) Mark Naehring	2010 P P P C C OF DH	Southern (AA) Ryan Buchter David Cales Hung-Wen Chan Luke Sommer Robinson Chirinos Steve Clevenger Tony Campana Blake Lalli
1933 OF	Southern Association (A1) Walter French	1984 2B	Southern (AA) Mike Sharperson	2011 P C 1B 2B SS OF OF DH	Southern (AA) Rafael Dolis Steve Clevenger Blake Lalli Ryan Flaherty Marwin Gonzalez Brett Jackson Matt Spencer Rebel Ridling
1934 P C OF	Southern Association (A1) Leo Moon Lee Head Walter French	1985 P	Southern (AA) Steve Davis		
1936 OF	Southern Association (A1) Marshall Mauldin	1986 OF	Southern (AA) Glenallen Hill		
1942 OF	Southern Association (A1) Murray Howell	1987 OF	Southern (AA) Geronimo Berroa		
1946 P	Tri-State (B) Porter Witt	1988 P C	Southern (AA) Alex Sanchez Francisco Cabrera		
1947 1B	Tri-State (B) Harold Kollar	1990 2B SS	Southern (AA) William Suero Eddie Zosky	2012 P P P OF DH	Southern (AA) Frank Batista Alberto Cabrera Kevin Rhoderick Jim Adduci Justin Bour
1949 C SS OF	Tri-State (B) Phil Tomkinson Ziggy Jasinski Robert Knight	1992 OF DH	Southern (AA) Juan De La Rosa Nigel Wilson	2013 P P C SS 3B OF	Southern (AA) Alberto Cabrera Kyle Hendricks Rafael Lopez Arismendy Alcantara Christian Villanueva Matt Szczur
1950 P OF OF	Tri-State (B) Hugh Oser Albert Neil Harvey Gentry	1993 P	Southern (AA) Huck Flener		
1954 OF UTL	Tri-State (B) Albert Neil George Bradshaw	1994 2B	Southern (AA) Chris Styne		
1956 OF	South Atlantic (A) Rudy Tanner	1997 UTL	Southern (AA) Kevin Witt	2014 P P P P C 2B 3B OF	Southern (AA) Corey Black Hunter Cervenka P.J. Francescon Armando Rivero Rafael Lopez Stephen Bruno Kris Bryant John Andreoli
1957 1B	South Atlantic (A) Ray Barker	2000 1B OF P P	Southern (AA) Jay Gibbons Robert Perez Pasqual Coco Bob File	2015 P P P P C C 1B	Southern (AA) Frank Batista Corey Black Felix Pena P.J. Francescon Kyle Schwarber Willson Contreras Dan Vogelbach
1958 3B P	South Atlantic (A) Leo Burke Jerry Walker	2001 P C 2B OF	Southern (AA) Chris Baker Josh Phelps Orlando Hudson Reed Johnson	2016 P P C 2B 3B OF	Southern (AA) Paul Blackburn Brad Markey Victor Caratini Chesny Young Jeimer Candelario Mark Zagunis
1959 P C	South Atlantic (A) Jim Proctor Bob Rogers	2002 P OF	Southern (AA) Vinnie Chulk Dwayne Wise		
1960 1B OF UTL	South Atlantic (A) Leo Smith Purnal Goldy Dick McAuliffe	2003 1B 2B	Southern (AA) Bucky Jacobsen Caonabo Cosme		
1961 1B OF	South Atlantic (A) Bill Roman Jackson Queen	2004 OF	Southern (AA) Skip Schumaker	2017 P P P C 2B 3B OF	Southern (AA) Jen-Ho Tseng Daury Torrez Trevor Clifton Ian Rice David Bote Jason Vosler Charcer Burks
1962 C	South Atlantic (A) John Sullivan	2005 2B	Southern (AA) Dan Uggla	2018 P P P P 3B OF	Southern (AA) Craig Brooks Trevor Clifton Thomas Hatch Dakota Mekkes Jason Vosler Jeffrey Baez
1963 OF OF	South Atlantic (AA) Willie Horton Jim Northrup	2006 C 2B OF UTL	Southern (AA) Miguel Montero Danny Richar Jerry Gil Jamie D'Antona		
1964 OF	Southern (AA) Mickey Stanley	2007 P C 1B DH OF	Southern (AA) Mark Hollman Casey McGehee Jake Fox Matt Craig Jorge Cortes		
1966 OF	Southern (AA) John Fenderson	2008 P P OF Util	Southern (AA) Mitch Atkins Donnie Veal Doug Deeds Nate Spears		
1972 SS UTL	Southern (AA) Bucky Dent Jerry Hairston				
1974 P 1B OF	Southern (AA) Leo Williams Mike Squires Nyls Nyman				
1975 P 2B	Southern (AA) Ken Kravec Doug Stodgel				

FRONT OFFICE

2019 SMOKIES

SOUTHERN
LEAGUE

2018 SEASON
IN REVIEW

CHICAGO
CUBS

HISTORY &
RECORDS

MEDIA
INFORMATION



SMOKIES HONORS AND AWARDS / NO-HITTERS

FRONT OFFICE

2019 SMOKIES

SMOKIES LEAGUE MANAGERS OF THE YEAR

1950	Jack Aragon	Tri-State League
1962	Frank Carswell	South Atlantic League
1972	Joe Sparks	Southern League
1974	Jim Napier	Southern League
1985	John McLaren	Southern League
2010	Bill Dancy	Southern League

SMOKIES LEAGUE MOST VALUABLE PLAYERS

1975	Mike Squires	Southern League
1976	Larry Foster	Southern League
1978	Joe Gates	Southern League
1993	Carlos Delgado	Southern League
2001	Josh Phelps	Southern League

SMOKIES LEAGUE PITCHERS OF THE YEAR

1975	Ken Kravec	Southern League
1985	Steve Davis	Southern League
2001	Chris Baker	Southern League
2002	Vinny Chulk	Southern League

SMOKIES NO-HITTERS

YEAR	PLAYER(S)	LEAGUE	OPPONENT	SCORE
1950	Charles Menke	Tri-State	Florence	1-0
1960	Doug Gallagher	South Atlantic	Charlotte	3-0 (PO)
1961	Mickey Lolich / David Reed / Ross Grimsley, Sr.	South Atlantic	Asheville	3-4
1963	Orland Marentette	South Atlantic	Charlotte	3-0 (7)
1964	Doug Gallagher	Southern	Asheville	3-0 (7)
1984	David Shipanoff / Tim Rodgers / Mercedes Esquer	Southern	Charlotte	0-1
1985	Scott Elam	Southern	Memphis	2-0
1990	Peter Blohm	Southern	Greenville	2-0 (6)
2000	Leo Estrella	Southern	Orlando	3-0
2002	Gerardo Garcia	Southern	Orlando	2-0
2007	Mark Holliman	Southern	Huntsville	3-0 (7)
2013	Eric Jokisch	Southern	Jacksonville	10-0

Number in parentheses indicates innings if other than nine; "P" indicates Perfect Game; "PO" indicates Playoff Game

SMOKIES MANAGERS



Year	Wins	Losses	Finish	Manager
1896	(NO RECORDS AVAILABLE)			
1897	22	10	1st	Frank Moffett
1898-1901	NO TEAM			
1902	(NO RECORDS AVAILABLE)			
1903	(NO RECORDS AVAILABLE)			
1904	49	29	1st	Frank Moffett/Charles Akers
1905-1908	NO TEAM			
1909	52	61	5th	Wilson Matthews/Steve Griffin
1910	50	30	1st	Frank Moffett
1911	58	38	2nd	Frank Moffett
1912	56	46	2nd	Frank Moffett
1913	64	39	2nd	Frank Moffett
1914	11	16	4th	Frank Moffett/Ambrose Gaines
1915-1920	NO TEAM			
1921	50	58	5th	Roy Clunk
1922	59	61	5th	Frank Moffett
1923	66	38	1st	Frank Moffett
1924	67	43 (CHAMPS)	1st	Frank Moffett
1925	44	85	8th	Bill Holden/Walt Barbare
1926	68	79	7th	Frank Moffett
1927	79	68	3rd	Bob Coleman
1928	73	75	5th	Gabby Street
1929	85	61 (CHAMPS)	1st	Joe Schepner
1930	NO TEAM			
1931	57	94	7th	Milt Stock
1932	60	93	8th	Joe Schepner/Bernie Neis
1933	68	82	6th	Tommy Taylor
1934	73	80	6th	Pee Wee Wanninger/ Lee Head
1935	57	95	8th	Lee Head
1936	63	87	6th	Jesse Petty/Neil Caldwell
1937	42	111	8th	Neil Caldwell
1938	59	91	8th	Neil Caldwell
1939	79	73	5th	Neil Caldwell
1940	57	96	8th	Neil Caldwell/Fred Lindstrom
1941	62	91	8th	Fred Lindstrom
1942	61	88	8th	Bert Niehoff
1943	65	71	5th	Buddy Lewis
1944-1945	NO TEAM			
1946	73	67	3rd	Dale Alexander
1947	73	67	3rd	Dale Alexander
1948	71	67	6th	Dale Alexander/David Garcia
1949	72	73	5th	Frank Genovese
1950	89	58	1st	Jack Aragon
1951	60	79	5th	Jack Aragon
1952	52	88	7th	Jack Aragon/Fred Gerken
1953	70	55 (CHAMPS)	2nd	Vince Pankovits
1954	72	66 (CHAMPS)	2nd	Pat McGlothlin/Lewis Davis
1955	NO TEAM			
1956	53	87	8th	Dick Bartell/Earl Weaver
1957	81	73	4th	George Staller
1958	67	73	5th	George Staller
1959	78	62	1st	Johnny Pesky
1960	71	67	4th	Frank Skaff
1961	75	64	2nd	Frank Carswell
1962	86	54	2nd	Frank Carswell
1963	71	68	5th	Frank Carswell/Frank Skaff
1964	67	73	5th	Bobby Mavis

FRONT OFFICE

2019 SMOKIES

SOUTHERN
LEAGUE

2018 SEASON
IN REVIEW

CHICAGO
CUBS

HISTORY &
RECORDS

MEDIA
INFORMATION



SMOKIES MANAGERS

Year	Wins	Losses	Finish	Manager
1965	73	66	4th	John "Red" Davis
1966	61	75	8th	Jack Cassini
1967	47	91	6th	Don Zimmer/Lou Fitzgerald
1968-1971	NO TEAM			
1972	76	64	4th	Joe Sparks
1973	70	69	5th	Jim Napier
1974	72	63 (CHAMPS)	3rd	Jim Napier
1975	63	75	6th	Jim Napier
1976	61	77	7th	Gordon Lund
1977	50	87	8th	Jim Napier
1978	88	56 (CHAMPS)	1st	Tony LaRussa/Joe Jones
1979	65	76	7th	Gordon Lund
1980	57	87	10th	Duane Larson
1981	63	80	10th	D. Larson/L. Hardy
1982	73	71	5th	Larry Hardy
1983	64	82	8th	John McLaren
1984	70	75	8th	John McLaren
1985	79	64	1st	John McLaren
1986	74	70	3rd	Larry Hardy
1987	68	76	8th	Glenn Ezell
1988	75	69	4th	Barry Foote
1989	67	76	8th	Barry Foote
1990	67	77	6th (t)	John Stearns
1991	67	77	7th (t)	John Stearns
1992	56	88	9th	Garth Iorg
1993	71	71	8th	Garth Iorg
1994	64	76	8th	Garth Iorg
1995	54	90	10th	Garth Iorg
1996	75	65	4th	Omar Malave
1997	75	63	3rd	Omar Malave
1998	71	69	4th	Omar Malave
1999	71	69	6th	Omar Malave
2000	71	69	4th	Rocket Wheeler
2001	80	60	2nd	Rocket Wheeler
2002	69	71	6th	Rocket Wheeler
2003	72	67	4th	Mark DeJohn
2004	69	71 (Co-Champs)	6th	Mark DeJohn
2005	64	76	7th	Tony Perezchica
2006	70	69	5th	Bill Plummer
2007	73	65	2nd	Pat Listach
2008	62	77	9th	Buddy Bailey
2009	71	69	3rd	Ryne Sandberg
2010	86	53	1st	Bill Dancy
2011	83	57	1st	Brian Harper
2012	72	68	3rd	Buddy Bailey
2013	76	62	1st	Buddy Bailey
2014	66	73	2nd	Buddy Bailey
2015	76	63	2nd	Buddy Bailey
2016	58	81	5th	Mark Johnson
2017	68	70	4th	Mark Johnson
2018	67	71	3rd	Mark Johnson

SMOKIES ALL-TIME ROSTER



FRONT OFFICE

2019 SMOKIES

SOUTHERN LEAGUE

2018 SEASON IN REVIEW

CHICAGO CUBS

HISTORY & RECORDS

MEDIA INFORMATION

- A -

Abernathy, Brent	1999
Abernathy, Woody	1939
Abill, Joseph	1952
Abreu, Dennis	2003
Acevedo, Andury	2017
Acker, Tom	1950
Acosta, Teolindo	1966
Acquino, Luis	1984-85
Adair, Bill	1937
Adams, Clifford	1962
Adams, Spencer	1931
Adduci, James	2009, 11-12
Adriana, Sharnol	1993-95, 97
Aitcheson, Armando	1983-84
Aitken, George	1956
Alamo, Tyler	2018
Alba, Carlos	1984-86
Alcantara, Arismendy	2013
Allen, Rod	1979
Alexander, Carl	1946
Alexander, Walter	1950-51
Allington, Bill	1933-34
Almanza, Jimmy	2005
Almanzar, Clayton	1995-97
Almora Jr, Albert	2014-15
Alsop, Charles	1954
Alvarez, Rick	2001-02
Alzola, Adbert	2017
Amaya, Gioskar	2016
Andersen, Laurits	1956
Anderson, Brett	2017
Anderson, Harrison	1944
Anderson, Herb	1941-43
Anderson, John	1931
Anderson, Lars	2014
Anderson, Rufus	1963
Anderson, Victor	1913
Anderson, William	1944
Andreoli, John	2013-14
Andrews, Ivy	1944
Angelo, Harvey	1957
Angle, Martin	1942
Antigua, Jeffery	2012-16
Apodaca, Juan	2012
Aragon, Jack	1939, 50-51
Araujo, Pedro	2017
Archer, Chris	2010
Archer, Jim	1957
Arrieta, Jake	2014
Arroyo, Luis	1999
Arteaga, Editio	1973
Asbell, Jim	1937
Asbill, Joseph	1950
Ashcraft, Earl	1953
Atkins, Grady	1933
Atkins, Mitch	2007-08
Atkinson, Herbert	1929
Atkinson, Michael	1972
Attardi, Jay	1977
Aust, Dennis	1961
Avery, Matt	2007-08
Avias, Phil	2005-06
Axelson, Josh	2003-04

- B -

Babkoff, Ronald	1958
Bach, Stanley	1936
Baquette, Gene	1959-60
Bader, Leo	1931
Baez, Javier	2013
Baez, Jeffrey	2016-18
Baines, Harold	1978
Baker, Al G.	1962-63
Baker, Al J.	1940-41
Baker, Chris	2001
Baker, David	1980
Baker, Jake	1944
Baker, Jerry	1965
Baker, Jim	1981-82
Baker, Raymond	1912
Baker, Ulmont	1942
Balaquert, Yasiel	2017-18
Bale, John	1998-99
Bail, Jared	2005-06
Baldwin, Mike	1972

Balsley, Darren	1988-89
Banderas, Terry	1966
Bandy, Frank	1935-37
Bankston, Thomas	1947
Baptist, Travis	1993
Barfield, Jesse	1980-81
Barker, Ray	1957
Barrett, Virgil	1927
Barrios, Francisco	1974
Baron, Robert	1957-58
Barclay, Curt	1952
Barnes, Carlton	1966-67
Barnes, Jack	1941
Barnes, Rick	1977-79
Barney, Darwin	2009
Barnicle, Ted	1979
Barth, Bert	1958, 60
Bartholome, Terry	1962
Bass, Adam	2005-06
Bass, Dick	1931
Bastion, Marvin	1954
Bates, Richard	1929
Battista, Frank	2012-16
Batiste, Kevin	1988-89
Battle, Howard	1993
Bauer, Greg	2004
Bauer, Peter	2001-02
Bauer, Phil	1977
Bauers, Russ	1936
Baumgarten, Ross	1978
Baxter, Ed	1932
Beauchamp, Kash	1984-88
Beatty, Merlin	1956
Beck, Boom-Boom	1943
Beck, Richard	1959
Beckmann, Bill	1936
Bedore, Frederick	1932
Beeler, Dallas	2011-13
Belinsky, Bo	1958
Belliveau, Jeff	2011
Bell, Derek	1988-89
Bell, Harry	1951
Bell, Jack	1944
Bell, Jason	2000
Bell, Kevin	1975
Beltran, Alonso	1994
Bencomo, Omar	1985, 87-88
Benedict, Moby	1959
Benjamin, Al	2003
Benning, Joseph	1943-44
Benton, Rabbit	1931
Benza, Alfred	1959
Berg, David	2016-17
Berg, Justin	2007-08
Berlind, Daniel	2011-12
Bernal, Chino	1946
Bernard, Wynton	2018
Berrea, Geronimo	1986-87
Berry, Lawrence	1938
Bertram, Clare	1939
Besana, Fred	1957
Best, Kurt	1974-76
Bethea, James	1961
Bevell, Russell	1941
Bibens-Dirkx, Austin	2010-11
Bickford, Bobby	1951
Bigelow, Elliot	1932
Biggerstaff, George	1924
Biggs, Billy	2005
Biggs, Charles	1938
Birkeland, Theodore	1954
Bishop, Jim	1984-86
Bishop, Lawrence	1923
Bivin, Jim	1940
Black, Corey	2014-16
Blackburn, Paul	2016
Blackmon, Tom	1984
Blackberry, George	1931
Blackford, Todd	2009
Blackwell, Orlando	1985
Blair, Buddy	2004
Blair, Footsie	1935-37
Blair, Willie	1988
Blake, Casey	1998
Blake, Ed	1944
Bleazard, Dave	1999, 2001

Blethen, Clarence	1933-35
Blevins, Jerry	2007
Blohm, Pete	19901-91
Bloomquist, Casey	2017
Blumberg, Rob	1989
Boback, John	1951
Bobb, Randy	1973
Bock, Paul	1975-76
Bogott, Kurt	1996-97
Boim, Irving	1954
Bolivar, Papo	2003-04
Bolton, Cecil	1932
Bonifacio, Emilio	2014
Bonner, Paul	1935-36
Bonowitz, Joe	1931
Borders, Ted	1986-87
Boss, Harley	1942
Boston, D.J.	1995
Bote, David	2017
Bould, Don	1954
Bour, Justin	2012-13
Bourg, Rusty	1972-73
Bouton, Jim	1977
Bowen, Jack	1959-60
Bowers, Brent	1993-94, 98
Bowes, John	1956
Bowles, Brian	2000
Bowling, Steve	1978
Bowman, William	1954
Boyd, Shaun	2003-04
Bradford, Charles	1953
Bradford, Josh	1999
Bradshaw, George	1954
Brady, Jim	1961
Brandes, Vernon	1933-34
Brandon, Hilton	1923
Brandow, Derek	1995-96
Brauchle, George	1927
Braun, Barton	1980
Brazis, Matt	2015
Breedren, Scott	1967
Brenly, Michael	2012
Brennan, Don	1948-49
Brewer, Jack	1940
Bridges, Bobby	1973
Brigham, Jacob	2012
Briner, Daniel	1960-61
Brinson, Hugh	1987-88
Brito, Tison	1992, 94
Braun, Barton	1980
Brockmeyer, Cael	2015-17
Brooks, Craig	2017-18
Broussard, Ben	2008
Brow, Scott	1993
Brown, Chad	1995-97, 98
Brown, Darren	1991-92
Brown, David	1961-62
Brown, Gates	1961
Brown, Hubert	1944
Brown, Ike	1964
Brown, Jack	1958
Brown, James	1964
Brown, Jim	1953
Brown, Joseph	1935
Brown, Kevin	2014
Brown, Neb	2005
Brown, Robert	1951
Brown, Timothy	1992
Brown, Tom	1981
Brown, Winfrey	1937
Browne, Earl	1931
Brozovich, Peter	1951
Brummette, Hobe	1923, 25
Bruno, Stephen	2014-16
Bruns, Donald	1958
Brunsberg, Arlo	1963-64
Bryan, Jim	1933
Bryant, Don	1963-64
Bryant, Kris	2014, 2018
Bryden, Ewen	1948
Brzenek, Ted	1959, 61
Buckleley, James	2018
Buckles, Ken	1953
Buddin, Don	1965
Bullock, Harry	1911, 13
Burck, Harold	1942

Burge, Arlie	1967
Burgess, Charles	1941
Burgess, Michael	2012
Burges, Enrique	1987
Burke, James	1913
Burke, Leo	1957-58
Burke, Mike	1926
Burkholder, William	1952
Burks, Charon	2016-18
Burns, Britt	1978-79
Burns, Dennis	1931-32
Burns, Pete	1951
Burrows, John	1966
Burton, Irving	1954
Burton, James	1957
Busby, Paul	1943
Buscher, Mike	1973-74
Buchter, Ryan	2010-11
Butler, Rich	1993-95
Butler, Rob	1999
Byrd, Claude	1921
Byrd, Samuel	1927

- C -

Cabrera, Alberto	2010-13
Cabrera, Francisco	1988
Cain, Sugar	1940-41
Caldwell, Neil	1936-38
Caldwell, Robert	1950
Cales, David	2009-11
Calfee, Howard	1946-47
Cali, Carmen	2004
Callahan, Robert	1952
Callaway, Frank	1921, 23
Calvey, Jack	1937-38
Cammayer, Augustus	1948
Camp, Matt	2007-09, 11
Campana, Tony	2010
Campanis, Al	1942
Campbell, Dave	1964
Campbell, John	1938
Campusano, Sil	1985-86
Campusano, Edward	2008
Canate, William	1993-94
Candelaria, Ben	1996-98
Candelario, Jeimer	2015-16
Cannon, Joe	1988
Cantrell, Jimmie	1956
Canzler, Russ	2009-10
Caraballo, Angel	2001
Caratini, Victor	2016
Carbo, Bernie	1967
Carden, John	1948
Carden, Lloyd	1956
Carhart, Ben	2016
Caridad, Esmailin	2008, 10-11
Carlander, Wayne	1965
Carlucci, Rich	1985
Carney, Richard	1953
Caro, Roberto	2017
Carpenter, Frederick	1949
Carpenter, Bob	1940
Carpenter, Chris	1995-96, 2002-03
Carpenter, Christopher	2009-11
Carrara, Giovanni	1994
Carrillo, Marco	2008-11
Carter, Chris	2005
Carter, Josh	1967
Casanova, William	1956
Casey, Joe	2001-02
Cash, Kevin	2002
Cashner, Andrew	2009-11
Cassidy, Scott	2000-01
Castellanos, Hugo	2001-02
Castellanos, Jonathan	2006
Castiglione, Eugene	1954
Castillo, Erick	2015, 17-18
Castillo, Lendy	2012, 14
Castillo, Tony	1988
Castillo, Wellington	2008-09, 12
Castillo, Wilkin	2006
Castillo, Yeiper	1913
Castlemann, Foster	2050
Castro, Starlin	2009-10
Cates, Gary	2007
Cates, Zach	2014-15



SMOKIES ALL-TIME ROSTER

Cavazos, Andy.....	2004	Crawford, Rashad.....	2016	Dodd, Tom.....	1982	Fernandez, Chico.....	1963
Ceda, Jose.....	2008	Crespo, Felipe.....	1994	Dodeward, Harold.....	1956	Fernandez, Jair.....	2013
Cerda, Matt.....	2012	Cresse, Brad.....	2004	Dodson, Jeremy.....	2003	Fernandez, Oscar.....	1951
Cedeno, Domingo.....	1991	Cripps, Bobby.....	1999	Dolis, Rafael.....	2010-12	Ferrante, Charles.....	1957
Cerutti, John.....	1982-83	Cromer, Brandon.....	1996	Doljack, Joe.....	1933	Fette, Lou.....	1942
Cervenka, Hunter.....	2013-15	Cromwell, Nate.....	1990-92	Dollinger, Ralph.....	1954	Fiarito, Tony.....	1936
Cuellar, Miguel.....	1982	Cross, John.....	1927	Doman, Roger.....	1995-98	Filder, Cecil.....	1984-85
Chacin, Gustavo.....	2000-02	Cross, Jesse.....	1991-92	Donahue, Peter.....	1911-12	Fierro, Manny.....	1956
Chadwick, Roger.....	1952	Cross, Lenoard.....	1947	Dopriak, Brian.....	2007	Figueroa, Eduardo.....	2013-14
Chambers, John.....	1929	Crosta, James.....	1975-76	Doran, Pat.....	1925	Figueroa, Jesus.....	1983
Chandler, Ronnie.....	1964	Crouch, Jack.....	1926	Dotson, Richard.....	1978-79	File, Juan.....	2003
Chaney, Darrel.....	1967	Crouch, Lester.....	1954	Doubront, Felix.....	2014	File, Bob.....	2000-01
Chapman, Ed.....	1937	Cruz, Fernando.....	2015-16	Douthat, Dick.....	1946	Finley, Bob.....	1942-43
Chapman, Glenn.....	1939	Cuellar, Miguel.....	1963	Dovel, Larry.....	1965	Finn, James.....	1954
Chapman, Jaye.....	2012	Cuellar, Mike.....	1980-81	Downing, Brian.....	1972	Fisher, Albert.....	1942
Chappas, Harry.....	1977	Cuevas, Varonex.....	2015	Downs, Darin.....	2008	Fisher, Dale.....	1950
Chatham, Buster.....	1941	Cullen, Mike.....	1983-84	Doyle, Andrew.....	1944	Fisher, Fritz.....	1963-64
Chavez, Johermyn.....	2013	Cullop, Nick.....	1911	Drakos, Ted.....	1949-50	Fisher, Jack.....	1957-58
Chavis, Grady.....	1956	Cumberland, Chris.....	2002	Drew, Stephen.....	2005	Flaherty, Ryan.....	2010-11
Chen, Pin-Chieh.....	2013-15	Cummings, Jeremy.....	2003-04	Duensing, Brian.....	2018	Flannery, John.....	1979
Chervinko, George.....	1933	Curl, Kedy.....	1958	Duke, Willie.....	1942	Freehan, Bill.....	1961
Chestnut, Troy.....	1987	Curtin, Roy.....	1927	Duncan, Chris.....	2003-04	Fleming, Tom.....	1987
Chen, Hung-Wen.....	2009-11	Curtin, Link.....	1965	Dunlap, James.....	1958	Fletcher, Guy.....	1942
Chiaffredo, Paul.....	1999-2002	Cutler, Charlie.....	2014	Dunn, Cecil.....	1943-44	Fletcher, Tom.....	1962, 64
Chico, Matt.....	2005-06	Czekaj, Richard.....	1957	Durso, Joseph.....	1992	Flete, Bryant.....	2015
Chirinos, Robinson.....	2007-10			Dustal, Andrew.....	1965	Flick, Lew.....	1942-43
Chitwood, Kenneth.....	1935		- D -	Dustal, Bob.....	1959	Flores, Huck.....	1993
Chozen, Harry.....	1944	Dagres, Angelo.....	1957-58	Dwyer, John.....	1937	Flores, Luis.....	2011-12, 14
Chulk, Vinnie.....	2001-02	Daigle, Casey.....	2005	Dyer, Aubrey.....	1953	Flournoy, John.....	1911
Churchill, Robert.....	1948	Dalkowski.....	1958	Dziadkowicz, Andy.....	1990	Flournoy, Ryan.....	2000-02
Cingolani, Dino.....	1952	D'Antonia, Jamie.....	2005-06			Fodor, Marvin.....	1965
Ciprian, Wilson.....	2004	Danaher, David.....	1944		- E -	Foley, Marv.....	1975-78
Clancy, Jim.....	1985	Dansby, Leonidas.....	1954	Earl, Joseph.....	1967	Folkers, Jess.....	1980-81
Clessures, Arthur.....	1961	Darvill, Wes.....	2014-15	Easterbrook, Robert.....	1950	Forbes, William.....	1953
Clevenger, Steve.....	2008-11	Dashner, Billy.....	1962	Echever, Brent.....	2011	Ford, Dewey.....	1921, 23-24
Clifton, Trevor.....	2017-18	Davey, Tom.....	1997-98	Echevarria, Orlando.....	1954	Ford, Kenneth.....	1997
Clingan, James.....	1957	Davies, Rowland.....	1958	Edwards Jr., Carl.....	2014-15	Ford, Lambert.....	1972-73
Clunk, Roy.....	1913-14	Davidson, Max.....	1950, 54	Edwards, James.....	1932	Ford, Randy.....	1982
Cochran, John.....	1912	Davis, Dace.....	1935-36	Effross, Scott.....	2018	Foster, Charles.....	1980-81
Coco, Pasqual.....	2000-01	Davis, Dixie.....	1911-12	Egan, Dick.....	1960	Foster, Larry.....	1959-60, 64
Coello, Robert.....	2011	Davis, Greyson.....	1946	Ehrensberger, Bill.....	1938-39	Foster, Larry J.....	1974-77
Coffman, Dick.....	1942-43	Davis, Lewis.....	1947, 54	Ehmsberger, Chad.....	2004	Forsyth, Theodore.....	1950
Colbern, Mike.....	1977	Davis, Steve.....	1983-85, 87	Eickhorst, Chris.....	2004	Fox, Chad.....	2008
Coleman, Bob.....	1927	Davis, Taylor.....	2013-16	Elam, Scott.....	1981-82, 85	Fox, Jacob.....	1988
Coleman, Casey.....	2009	Day, Richard.....	1959	Elliot, Bob.....	1938	Fox, Jake.....	2008
Coles, Corey.....	2008	Deal, Lindsay.....	1935	Elliot, Matt.....	2006	Fox, James.....	1966
Colina, Javier.....	2004	Dean, Aaron.....	2000-01	Ellis, Nicholas.....	1944	Fox, Norman.....	1948
Colley, Erby.....	1951	Deck, Dennis.....	1972-73	Ely, Andrew.....	2017	Fox, Terry.....	1964
Collier, Orlin.....	1942	Deeds, Doug.....	2008-09	England, Tim.....	1986-87	Frailing, Ken.....	1978
Collins, Gregory.....	1976	DeHart, Richard.....	1958	Engleman, Jim.....	1956	Francescon, P.J.....	2013-16
Collins, Pat.....	2003	Deighan, Richard.....	1923	Englishman, William.....	1927	Franklin, Wilbert.....	1963-64
Collins, Steve.....	1943-44	DeJak, Thomas.....	1980	Ennis, Robert.....	1947	Franks, Dean.....	1954
Colvin, Tyler.....	2007-09	De La Cruz, Hector.....	1988	Enright, George.....	1975	Frantz, Art.....	1944
Combs, Robert.....	1976	De La Cruz, Lorenzo.....	1995-97	Epps, Aubrey.....	1941	Frazier, Alex.....	2007
Command, Jim.....	1962	De La Cruz, Oscar.....	2018	Ereu, Willie.....	1981	Frazier, Fred.....	1978
Comisso, Domenick.....	1952	De La Rosa, Jesus.....	1980	Erickson, Corey.....	2003-04	Freel, Ryan.....	2006
Compusano, Edward.....	2008	De La Rosa, Juan.....	1991	Escobar, Jose.....	1984-86, 88	Freeman, Chris.....	1997-2000
Concepcion, Gerardo.....	2015-17	DeStefano, Joseph.....	1948	Escobar, Kelvim.....	1996-97	Freigau, Howard.....	1931-32
Conroy, Michael.....	1942	Delgado, Carlos.....	1993	Espina, Rendy.....	2000-01	French, Aaron.....	1997
Constable, Jim.....	1951-52	Delgado, Earnie.....	1999	Espy, Nate.....	2004	French, Walkt.....	1933-34
Contos, Dick.....	1957	Del Gaudio, Gerald.....	1956	Esquer, Mercedes.....	1984-85	Frondorf, Thomas.....	1966-66
Contreras, Willson.....	2015	DeLaach, Bobby.....	1991	Estrada, Chuck.....	1958	Frost, Dave.....	1974-76
Conway, Josh.....	2016	DeMars, Harold.....	1960	Estrada, Jesse.....	2007-09	Frumin, Zelig.....	1946
Cook, B.R.....	2003	Dempsey, Pete.....	1981-82	Estrada, Kevin.....	2004	Frye, Dean.....	1947
Cook, Earl.....	1941	Dennis, Eddie.....	1980-83, 85	Estrada, Manny.....	1974	Fucci, Don.....	1979
Cook, Jeremy.....	2003-04	Denorfia, Chris.....	2015	Estrella, Leo.....	2000	Fujikawa, Kyuji.....	2013
Coolbaugh, Mike.....	1995	Dent, Bucky.....	1972	Etchandy, Curt.....	1977, 79	Fuld, Sam.....	2007-08
Cooper, Blake.....	2014	Dent, Ryan.....	2015-16	Evans, Red.....	1942	Fulk, William.....	1964
Cooper, Michael.....	2008	Dent, Sheldon.....	1961	Evans, Roosevelt.....	1957-58	Futch, Ike.....	1967
Corcino, Daniel.....	2017	Deschaine, Jim.....	2002	Evans, Tom.....	1996		
Cornelius, Kevin.....	2017	DeVoss, Zeke.....	2014	Ewing, Sam.....	1972		
Cornett, Brad.....	1994	DeWillis, Jeff.....	1984-87	Eyre, Scott.....	2008		
Cortes, Jorge.....	2007	Diaz, Carlos.....	1988-89			- G -	
Cosme, Canababo.....	2003	Diaz, Cesar.....	1997		- F -	Gaffney, George.....	1958
Costa, Alberto.....	1956	Diaz, Dayan.....	2013	Fagan, Shawn.....	2002	Galen, Joe.....	1952-53
Cota, Jesus.....	2005-06	Diaz, Manuel.....	1959-60	Fallon, Charles.....	1940	Gall, John.....	2003
Cotter, Hooks.....	1932	Dickens, Guilford.....	1950	Fanok, Harry.....	1967	Gallagher, Doug.....	1959-60, 64
Coulter, Roy.....	1977	Dickman, Mark.....	1985	Farris, James.....	2016	Gallagher, Glenn.....	1984
Cova, Rafael.....	2008	Dickson, Jason.....	2001	Faul, Bill.....	1962	Galligan, David.....	1965-66
Cox, Ronald.....	1967	Didier, Gerald.....	1956	Feathers, Beattie.....	1936-37	Ganote, Joe.....	1993-94
Cox, Ted.....	1981	Diehl, Robert.....	1953	Featherstone, Robert.....	1951	Garcia, Alberto.....	2007
Coyle, Rocky.....	1987	Dima, Doug.....	2001	Fedoriko, John.....	1951	Garcia, Dave.....	1948
Crabtree, Timothy.....	1992-93	Dinyer, Frank.....	1948	Felix, Junior.....	1988	Garcia, Dumas.....	2008
Craig, Matt.....	2007-08	DiRosa, Mike.....	2005	Feller, Jack.....	1959	Garcia, Ramon.....	2011
Craig, Pete.....	1963	Drugach, Michael.....	1974-76	Fenderson, John.....	1966-67	Garcia, Santiago.....	1987
Crandle, Ricky.....	1995-97	Dobson, Pat.....	1961, 63-64	Fernandez, Blas.....	1956-59	Gardner, Joe.....	2014
						Gardner, Vassie.....	1981-82
						Garmendia, Oscar.....	1944

SMOKIES ALL-TIME ROSTER



Garnell, Gene.....	1962	Haddix, Ben.....	1948	Hodgson, Paul.....	1980-83	Johnson, Grant.....	2007-08
Garner, David.....	2016-17	Hafey, Bud.....	1938-39	Hoffman, David.....	1967	Johnson, James.....	1957
Garner, Parker.....	1944	Hafey, Tom.....	1938	Hogan, Dick.....	1956	Johnson, Lamar.....	1972-73
Garraabrants, Steve.....	2006	Haile, Walter.....	1924	Hogan, Mike.....	1992	Johnson, Matt.....	1994-95
Garrett, Glenn.....	1943	Hairston, Jerry.....	1972	Holden, Bill.....	1925	Johnson, Michael.....	1978
Garrison, Webster.....	1986, 88-89	Haley, Adam.....	2005-06	Holifield, Rick.....	1994	Johnson, Owen.....	1962, 64
Garza, Matt.....	2013	Hall, Darren.....	1989-91	Holland, John.....	1985	Johnson, Pierce.....	2014-15
Gassner, Dave.....	2002	Halladay, Roy.....	1997, 2001	Holliman, Mark.....	2007-08	Johnson, Reed.....	2000
Gates, Joe.....	1978	Hallgren, Arnold.....	1959	Holly, Jeff.....	1974-75	Johnson, Tyler.....	2003-04
Gaub, John.....	2009	Hallman, Robert.....	1952	Holm, Billy.....	1932	Johnson, Woody.....	1941
Geddes, Jim.....	1972, 74	Halperin, Mike.....	1996, 98	Holman, Dale.....	1984	Jokisch, Eric.....	2011-13
Geiger, Dustin.....	2014-15	Haltiwanger, Garrick.....	2001-02	Holt, Goldie.....	1926, 33-34	Jones, Chris.....	1988-91
Genovesse, Frank.....	1949	Hamann, Kenneth.....	1977	Holtgrave, Vern.....	1963-64	Jones, Dennis.....	1988-90
Gentry, Harvey.....	1950	Hamil, Hugh.....	1952	Hooks, Alex.....	1941	Jones, Geoffery.....	2007
Gerken, Fred.....	1952	Hamilton, Jon.....	2004	Hooper, Richard.....	1967	Jones, Herman.....	1931-32
Gerken, George.....	1935	Hamilton, Thorpe.....	1927-29	Horne, Ernie.....	1932-34	Jones, Jackie.....	1953
Giambone, Trent.....	2018	Hamman, Rob.....	2002	Horne, Trader.....	1932	Jones, John.....	1926
Giannelli, Ray.....	1991	Hamilton, Issac.....	1980	Horsman, Vince.....	1988-91	Jones, Mike.....	1987-88
Giansanti, Anthony.....	2013-16	Hamric, Russ.....	1985	Horton, Willie.....	1963	Jones, Ryan.....	1996-98
Gibbs, Frank.....	1944	Hancock, Justin.....	2017	Hosan, Mike.....	1986	Jordan, Dave.....	1957
Gibbons, Jay.....	2000	Hanna, James.....	1954	Hosler, Carl.....	1951	Jordan, Jimmy.....	1938
Gil, Jerry.....	2005-06	Hannemann, Jacob.....	2015-17	Houc, Steven.....	1972	Jordan, Ricardo.....	1993-94
Giles, Tim.....	1999-2000	Hanley, John.....	1979	Howard, Dennis.....	1982, 86	Justice, William.....	194-47
Gilles, Tom.....	1989	Hanlon, Roger.....	1935	Howard, Fred.....	1978	Justus, David.....	1959
Gillespie, Paul.....	1941	Hansen, Ron.....	1958	Howard, Jim.....	1986		
Gilliam, Keith.....	1984-87	Happ, Ian.....	2016	Howell, Red.....	1942		
Girard, Joe.....	2003	Haren, Dan.....	2003	Hoyt, LaMarr.....	1977, 79	Kardow, Paul.....	1937
Giron, Isabel.....	1998-99	Harman, Casey.....	2012	Hrabczak, Ed.....	1948	Karr, Benn.....	1932
Gladding, Fred.....	1959-60	Harmes, Kristopher.....	1992, 95-97	Hubbell, Travis.....	2001	Karsay, Steve.....	1993
Glant, Dustin.....	2006	Harper, DeValloon.....	1992	Hubbell, John.....	1940	Kay, Arthur.....	1957
Glass, Raymond.....	1953	Harper, Marshall.....	1977	Hudgens, Jimmy.....	1929	Kazakovich, Bernard.....	1966
Glock, Charles.....	1939-40	Harrington, Dustin.....	2012	Hudson, Frank.....	1937	Kearney, Charles.....	1944
Glover, Gary.....	1998-99	Harris, D.J.....	1997-99	Hudson, Jules.....	1956	Keefe, Dave.....	1929
Gnacinski, Paul.....	1986	Harris, Garry.....	1983	Hudson, Tony.....	1986	Kegley, Charles.....	2002
Goda, Mike.....	1939, 41	Harris, Gail.....	1951	Hudson, Orlando.....	2000-01	Kelecava, Paul.....	1957
Godfredson, Vernon.....	1944	Harris, Mercer.....	1932	Huffstetler, John.....	1954	Keller, Louis.....	1966
Goldy, Purnal.....	1960	Harris, Tyrelle.....	2010-12	Huggins, David.....	2000	Kelly, Bill.....	1931
Gomez, Rudy.....	1999	Harrison, Paul.....	1952	Hughes, Bill.....	1938-39	Kelly, David.....	1964
Gonzalez, Alberto.....	2006	Hart, Kevin.....	2007-08	Hulvey, Hank.....	1933-35	Kelly, Jim.....	1988
Gonzalez, Alex.....	1993	Hartline, Leo.....	1926	Hummel, Al.....	1913	Kelly, Pat.....	1981, 95
Gonzalez, Carlos.....	2006	Hartman, Bernard.....	1935	Humphreys, Bob.....	1961	Kenary, Ade.....	1972-73
Gonzalez, Enrique.....	2005	Hartshorn, Ty.....	1998-99	Hunt, Ken.....	1965	Kennedy, Richard.....	1961, 65, 67
Gonzalez, Joseph.....	1044	Harvey, Ryan.....	2008	Hunter, Miles.....	1927-29	Kengrey, Jarrod.....	2000-01, 04
Gonzalez, Manuel.....	1957	Hatch, Thomas.....	2018	Hunziker, Kent.....	1977-78	Kennel, Robert.....	1958
Gonzalez, Marwin.....	2010-11	Hatch, Marcus.....	2011-13	Hurdle, Michael.....	1980	Kent, Jeff.....	1991
Gooch, Charlie.....	1933	Hawkins, Fred.....	1944, 47	Hurt, Jake.....	1927	Key, Jimmy.....	1983
Goocher, Clint.....	2005-06	Hayes, Bruce.....	1911	Hurtado, Edwin.....	1995	Kies, Norm.....	1939-40
Gorbould, Bobby.....	1942	Hayes, Chris.....	1999	Hutson, Roy.....	1931	Kilpatrick, Cleo.....	1973-77
Gordon, Don.....	1984	Haynes, Brodus.....	1953	Hyers, Tim.....	1993	Kimm, Bruce.....	1972
Gordon, Mike.....	1997-98	Haynes, Dee.....	2004			King, Harold.....	1939
Gorecki, Reid.....	2004	Head, Lee.....	1932-35			Kinnard, Ken.....	1984-87
Gorondona, Donald.....	1957	Hearron, Jeff.....	1984-85, 87	Ihrig, Tyler.....	2015-16	Kinney, Josh.....	2003-04
Goudie, Jaime.....	2001	Heble, Kurt.....	1993-95	Infante, Alexis.....	1991	Kinsey, Chris.....	2006
Gozzo, Mauro.....	1989	Heides, Zach.....	2017-18	Infante, Kennedy.....	1984, 88	Kirk, Austin.....	2012-14
Gracesqui, Franklyn.....	2000	Heinzelman, Ken.....	1937	Ingram, Todd.....	1995	Kittle, Ron.....	1979
Graterol, Beiker.....	1997-98	Henderson, Bill.....	1935	Iorg, Isaac.....	2002	Kizziah, Daren.....	1991-93
Gray, Dennis.....	1994-95	Henderson, Derek.....	1992-94	Irace, John.....	1952	Klawitter, Tom.....	1986
Gray, Lorenzo.....	1979	Henderson, Hack.....	1925-26	Ison, Johnny.....	1963-64	Klewer, Phillip.....	1959-61
Green, Guy.....	1933	Henderson, Jim.....	2007-08	Isringhausen, Jason.....	2003	Klonowski, Theodore.....	1944
Green, Lee.....	1966	Henderson, Philip.....	1965-67			Kluch, William.....	1935
Green, Otis.....	1985	Henderson, Richard.....	1967			Klugmann, Joe.....	1932
Green, Shawn.....	1993	Hendricks, Kyle.....	2013, 17	Jaciek, Francis.....	1960-61	Klump, Elmer.....	1939
Greene, Harvey.....	1927	Hendrickson, Mark.....	1999-2000	Jackson, Bill.....	1941	Klunder, Richard.....	1962
Greene, Klon.....	1949, 51-52	Henry, Santiago.....	1995-97	Jackson, Brett.....	2010-11, 13	Knapp, Chris.....	1976
Gribble, George.....	1947	Hentgen, Pat.....	1990	Jackson, Jay.....	2009	Knapp, Chick.....	1926
Griffin, Earl.....	1964	Hernandez, Pedro.....	1980	Jackson, Rufus.....	1946-47	Knight, Robert.....	1949, 52
Griffin, Greg.....	1983-84	Hernandez, Rudy.....	1973	Jackson, Steven.....	2006	Knox, Randy.....	1990-91
Griffith, Paul.....	1953	Hernandez, Tobias.....	1981-82	Jacobs, Elmer.....	1932	Knotes, Chris.....	1995
Grimes, Ed.....	1937	Hernandez, Xavier.....	1988-89	Jacobsen, Bucky.....	2003	Knox, William.....	1911-13
Grimsley, Ross.....	1961	Heusser, Ed.....	1934	James, Art.....	1979	Koehl, Robert.....	1961
Grose, Robert.....	1953	Hibbard, Billy.....	1999	James, Kenny.....	2002	Koehnke, Lloyd.....	1953
Gross, Gabe.....	2001-02	Hice, Paul.....	1946	James, Lacy.....	1947	Kohlm, Joe.....	1939
Grossman, Jack.....	1934	Hicks, James.....	1958	Janke, Cheyenne.....	1936	Kollar, Harold.....	1946-47
Grossman, Stanford.....	1952	Higgins, P.J.....	2018	Jans, Chester.....	2003	Kolar, Gary.....	1957
Grove, Scott.....	1993	Hill, A.J.....	1978-79	Jaramillo, Milko.....	2004	Komadina, Tony.....	1976-77
Gunning, Ed.....	1957	Hill, Glenallen.....	1986-88	Jarvis, Jason.....	1997	Koneff, John.....	1940
Gutierrez, Carlos.....	2013	Hill, Quency.....	1978	Jaasinski, Ziffy.....	1949	Kopitz, Howie.....	1959
Gutierrez, Guillermo.....	1979	Hiller, John.....	1964	Jazen, Marty.....	1995	Kosco, Andy.....	1961-63
Guyer, Brandon.....	2009-10	Hilyer, Leon.....	1952	Jenkins, Lee.....	1954	Kosman, Mike.....	1944
Guzman, Angel.....	2008	Hinkle, Thomas.....	1963	Jennings, Kelsey.....	1924	Kostro, Frank.....	1959
Guzman, Juan.....	1988-90	Hipps, Bobby.....	1933	Jensen, Michael.....	2015-16	Kranepool, Ed.....	1962
Guzman, Luis.....	1979	Hockette, George.....	1938	Jersid, Aaron.....	1995	Krause, Scott.....	2003
		Hodapp, Johnny.....	1945	Jeter, Shawn.....	1998-99	Kravec, Ken.....	1973-75
		Hodge, Milton.....	1925	Johnson, Bart.....	1972	Kremblas, Mike.....	2000
		Hodge, Tim.....	1993	Johnson, Chris.....	1983-84	Krider, John.....	1933
		Hodges, Jesse.....	2018	Johnson, Gabe.....	2004	Kroeger, Josh.....	2007

FRONT OFFICE
2019 SMOKIES
SOUTHERN LEAGUE
2018 SEASON IN REVIEW
CHICAGO CUBS
HISTORY & RECORDS
MEDIA INFORMATION



SMOKIES ALL-TIME ROSTER

Kroner, John.....	1941	Lumley, Don.....	1959-60	McClellan, Sean.....	1998-99	Moon, Leo.....	1934-37
Kucek, Jack.....	1975	Lundeen, Phil.....	1928	McClure, James.....	1937-39	Mooney, Jim.....	1936
Kudajeski, Jerry.....	1959	Lutes, William.....	1948	McColl, Alex.....	1931	Moore, Bill.....	1931
Kuntz, Rusty.....	1978	Lutz, Brent.....	1994-95	McCollum, Robert.....	1948-49	Moore, Cy.....	1938
Kunz, Eddie.....	1934-35	Lynch, Dale.....	1954	McConnell, Wilbur.....	1954	Moore, Greg.....	1984-86
Kushner, Jerry.....	1965	Lynn, Jim.....	1960	McCord, Toy.....	1974-75	Moore, Jackie.....	1960-61
Kusiewicz, Mike.....	2000	Lyon, Brandon.....	2001	McCoy, Mike.....	2004	Moore, Lloyd.....	1947
		Lyons, Mike.....	2003	McCrea, Frank.....	1928-29	Moore, Marcus.....	1992
- L -							
Lairmore, Ralph.....	1957	- M -					
Lake, Junior.....	2011-12	MacDonald, Bob.....	1989-90	McCrone, Clarence.....	1929	Moore, Raymond.....	1921, 23-24
Lalli, Blake.....	2008-11	MacDonnell, James.....	1972	McCue, George.....	1959	Moran, Bill.....	1974, 76, 78-89
Lamanske, Frank.....	1939	Macias, David.....	2010-11	McCulloch, Malin.....	1940	Morgan, David.....	1997
Lamar, Bill.....	1929	Mackley, John.....	1957	McDaniel, Joel.....	1960-63	Morgan, Matt.....	2005-06
LaMacchia, Al.....	1954	Made, Jose.....	2008	McDaniel, Osborne.....	1931	Morgan, Richard.....	1980
Lambert, Casey.....	2008-09	Madigan, Herbert.....	1948	McDonald, James.....	1954	Morio, Jim.....	1966
Lambert, Jeremy.....	2003	Maestri, Alex.....	2008-10	McDougal, Milton.....	1939	Morland, Michael.....	1993-95
Lambright, Allen.....	1921	Maetoza, Matt.....	1951	McElroy, Glen.....	1988	Morley, Bill.....	1912
Lamitina, Samuel.....	1942	Magown, Kenneth.....	1963-64	McElveen, Pryor.....	1913	Morris, A.J.....	2013
Lane, Marvin.....	1950	Maine, Scott.....	2010	McGehee, Casey.....	2007	Morris, Jake.....	1929
Lang, John.....	1957	Maksudian, Mike.....	1990-91	McGinn, Dan.....	1966-67	Morrison, Brian.....	1989-90
Langaigle, Selwyn.....	1993-2002	Malagone, John.....	1956	McGlothlin, Pat.....	1954	Morrison, Preston.....	2017-18
Lanning, Johnny.....	1935	Malave, Omar.....	1988-89	McGriff, Fred.....	1984	Moser, Arnie.....	1941
Lansford, Josh.....	2008	Mallory, Pete.....	1939-40	McKay, Rodney.....	1952	Moser, Todd.....	2004
Larimer, Roger.....	1942	Malone, Pat.....	1921	McKeegan, Jim.....	1956	Mosquera, Julio.....	1996, 98
Larsen, Glen.....	1932	Maltzberger, Gordon.....	1937-39	McKinney, Billy.....	2015-16	Moss, Ray.....	1935-36
Larson, Jack.....	1951	Manders, Hal.....	1941	McKirahan, Andrew.....	2014	Mostransky, William.....	1954
Lary, Frank.....	1963	Maneff, Christopher.....	1967	McKnight, Kjack.....	1983-84	Mota, Jonathan.....	2009-15
Lary, Lyn.....	1941	Mann, Garth.....	1942	McLain, Denny.....	1963	Moultrie, Pat.....	1995
LaSala, Vincent.....	1952	Mann, Jimmy.....	1999	McLaughlin, Colin.....	1981-82, 84, 86	Moursund, Kenneth.....	1961
Laskowski, Rudolph.....	1932	Manning, Herbert.....	1943	McLeod, Jim.....	1939-40	Moxey, Ed.....	1967
LaStella, Tommy.....	2015	Manrique, Fred.....	1981	McMillen, Donald.....	1951-52	Moylan, Dan.....	2003-04
Lattera, George.....	1967	Maples, Dillon.....	2017	McMurtry, Craig.....	1987	Mueller, Jim.....	1972
Lavalliere, Guy.....	1958	Mapp, Charles.....	1956	McNair, Eric.....	1929	Mueller, Jon.....	2007
Lawrence, Clint.....	1998-2000	Marentette, Leo.....	1962-64	McNealy, Derwin.....	1984	Mueller, Ray.....	1936
Lawrence, Joe.....	1999-2000	Marquess, Mark.....	1972-73	McNeil, Ryan.....	2017-18	Mueller, Ted.....	1944
Layden, Tim.....	2007	Markey, Brad.....	2016-18	McNutt, Trey.....	2010-13	Mullins, Fran.....	1979
Leal, Luis.....	1987	Markweil, Diegomar.....	2002	McRae, Hal.....	1967	Mumaw, Steve.....	1988-88
Lee, Harold.....	1946	Maropis, Pete.....	1977	Meadows, Stanley.....	1966-67	Mummau, Rob.....	1996, 98
Lee, Jeremy.....	1998	Marquero, Rodger.....	1985	Means, Richard.....	1960	Munday, Charles.....	1935
Lee, Jimmy.....	1972-74	Marsh, Fred.....	1944, 46-47	Medina, Jhondaniel.....	2017	Munoz, Pedro.....	1989
Lee, Manny.....	1986	Marshall, Alfred.....	1957	Meiners, Doug.....	1995, 98	Munski, Raymond.....	1958
Leek, Randy.....	2004	Marshall, James.....	1966	Meinershang, Adam.....	1997	Murilo, Ramon.....	1978-79
Lehman, Bill.....	1975, 77	Martin, Corey.....	2010	Mekkes, Dakota.....	2018	Murphy, Billy.....	2006
Leisman, David.....	1972, 74	Martin, Frank.....	1944	Melhus, Adam.....	1996-99	Murray, Tommy.....	1965
LeMahieu, DJ.....	2011	Martin, Joseph.....	1933	Melton, Dewey.....	1946	Murillo, Augustin.....	2006
Lemanczyk, Matt.....	2003	Martin, Legs.....	1911-12	Mendez, Adalberto.....	2007	Muschko, Craig.....	2010
Leraza, Oswald.....	1985-87	Martin, Legs.....	1911-12	Mengel, Bradley.....	1992	Muselman, Jeff.....	1986
Leverton, James.....	2010	Martin, Trey.....	2017-18	Menhart, Paul.....	1992	Muyco, Jake.....	2008-10
Lewis, Bill.....	1942-44	Martina, John.....	1931	Menke, Charles.....	1950	Myatt, George.....	1940
Lim, Chang-Yong.....	2013	Martinez, Angel.....	1995-96	Menner, Don.....	1956	Myers, Connor.....	2018
Lindborth, Gary.....	1965-66	Martinez, Casey.....	2002	Mercedes, Mario.....	2010-11	Myers, Elmer.....	1926-27
Lindley, Jerry.....	1953	Martinez, Domingo.....	1988-90	Merritt, John.....	1913	Myers, Greg.....	1989
Lindsey, Eldon.....	1943	Martinez, Eddy.....	2018	Metha, Scat.....	1941	Mylykangas, Lauri.....	1938
Lilly, Art.....	1940	Martinez, Jonathan.....	2016	Metal, Bill.....	1949		
Linton, Doug.....	1987, 89	Martinez, Luis.....	2004	Mesa, Ivan.....	1979	- N -	
Liptak, William.....	1956	Martinez, Oswaldo.....	2010-11	Mesa, Jose.....	1986-87	Na, Kyng-Min.....	2011
Liriano, Nelson.....	1986	Martinez, Ozzie.....	2017	Metkovich, John.....	1948	Naehering, Mark.....	1977-79
Lis, Joe.....	1993	Martinez, Pedro.....	1966	Meyer, Billy.....	1911-12	Nagel, Alfred.....	1958
Livengood, Wes.....	1939	Martinez, Sandy.....	1995	Meyer, Dutch.....	1937, 39-40	Nance, Tommy.....	2018
Lizzaraga, Sergio.....	2005	Mascia, Andrew.....	1954	Miller, Bill.....	1949	Nannini, Mike.....	2007
Lloyd, Grame.....	1991	Mashore, Clyde.....	1965-67	Miller, James.....	1958	Narveson, Chris.....	2003-04
Loaiza, Esteban.....	2002	Matchick, Tommy.....	1963-64	Miller, John.....	1926-27	Negrin, Yoanner.....	2012
Locke, Chuck.....	1957	Mateo, Marcus.....	2008-10, 13	Miller, Wade.....	2007	Neil, Al.....	1950, 54
Lockhart, Daniel.....	2016	Mathews, Andrew.....	1948	Milliniks, Rance.....	1995	Neis, Bernie.....	1932
Logan, Bob.....	1932	Mathews, Daniel.....	1950	Nelsen, Ed.....	1912-13	Nelsen, John.....	2003-04
Logan, Matt.....	2001-02	Mathews, James.....	1950	Nelson, John.....	2003-04	Nelson, Tedx.....	1959
Lolich, Micky.....	1959-61	Mathews, Jim.....	1943	Nelson, Joseph.....	1948	Nessing, Joseph.....	1948
Loosen, Matt.....	2011, 13-14	Matthewson, Dale.....	1943	Netwall, Chris.....	2003	Neumeier, Dan.....	1972
Lopez, Felipe.....	2000-01	Matulija, Matt.....	2008	Neville, Daniel.....	1967	Newcomb, Joe.....	1989
Lopez, Jose.....	1967	Mauldin, Mark.....	1936, 40-41	Miner, Paul.....	1941-42	Newhouse, Dick.....	1944
Lopez, Luis.....	1998	Maupin, William.....	1949	Minczy, Red.....	1947	Nicholson, Dave.....	1958
Lopez, Rafael.....	2013-14	Maxwell, Bert.....	1935	Mitchell, James.....	1948, 51	Niesyto, Richard.....	1957
Lorick, Jeff.....	2014	May, Davis.....	1980	Mlyczek, George.....	1948	Niezgoda, Leo.....	1949
Lowe, Benny.....	1965	Mayo, Eddie.....	1932	Mobley, David.....	1953	Nina, Elvin.....	2005
Lowe, Thurman.....	1948	Mazzola, James.....	1952	Mock, Barret.....	2006	Nippert, Dustin.....	2005
Lowell, Bruce.....	1965	McAdams, Ralph.....	1932	Molina, Yadier.....	2003	Nishwitz, Ron.....	1959
Loyd, Brian.....	1999-2001	McAuliffe, Dick.....	1959-60	Monahan, Peter.....	1934	Noble, Chad.....	2012-13
Lucas, Ralph.....	1951	McBride, Chris.....	1998, 2000	Monchak, Alex.....	1937	Noriega, John.....	1966-67
Luck, Eugene.....	1959	McBryde, Garrett.....	1943-44	Monette, Jacques.....	1956-57	Norko, Tom.....	1976
Ludd, Jeff.....	1995	McCabe, Willis.....	1929	Monroe, Larry.....	1976-79	Norman, Bill.....	1940
Ludwig, Bob.....	1952	McCafferty, Red.....	19	Montalvo, Rob.....	1991	Northrup, Jim.....	1962-63
Lukasiewicz, Mark.....	1997-98, 2000	McCarthy, Thomas.....	1956	Montero, Miguel.....	2005-06, 15	Norton, Tom.....	1976
Lukevics, Mitch.....	1975, 77-79	McCall, Larry.....	1981	Montgomery, Frank.....	1958	Novinsky, John.....	2003
Lukisch, Tom.....	1981-82	McCall, Thomas.....	1948	Montgomery, John.....	1924		
Lukon, Eddie.....	1940-41	McCauley, Robert.....	1972-74	Montoya, Al.....	1993-94		
		McClain, Harold.....	1972, 74, 77	Monzon, Jose.....	1990-91		
		McClellan, Matthew.....	2000-01	Moody, Josephy.....	1947		

SMOKIES ALL-TIME ROSTER



FRONT OFFICE

2019 SMOKIES

SOUTHERN LEAGUE

2018 SEASON IN REVIEW

CHICAGO CUBS

HISTORY & RECORDS

MEDIA INFORMATION

Nunes, Melvin 1954
Nunez, Bernie 1990-91
Nunn, Chris 2017
Null, Jeremy 2016
Nyman, Chris 1978-79
Nyman, Nyls 1974

- O -

Oana, Prince 1937
Oates, Michael 1967
Obergon, Francisco 1965
Ogden, Stanley 1943-44
Ogliaruso, Mike 1991
O'Halloran, Greg 1991
Ohlendorf, Ross 2006
Ohlms, Mark 1992-94
O'Keefe, Rick 1982
Oldham, Red 1931
Oliver, Jeff 1947
Oliver, Tom 1938
Oliverio, Steve 1988
Olsen, John 1950-51
Olt, Mike 2015
O'Malley, Ryan 2007
Ondina, Mike 1974-77
O'Neill, Bernard 1943
Opitz, Jake 2010
Oplinger, Bill 1965-66
Orloski, Joe 2002
Orta, Jorge 1972
Orton, Thomas 1963
Osborne, Pal 1927-29
Oser, Hugh 1949-50
O'Shields, Garland 1946-47
Osteen, Darrell 1965
Otanez, Willis 2000
Otten, Jim 1973-74
Owen, Chester 1950-51
Owen, Theodore 1948-49
Owens, Homer 1931
Owings, Micah 2006
Oyler, Ray 1961-62
Ozuna, Francisco 2002

- P -

Pace, Scott 1995-96
Pack, George 1954
Paffel, Bob 1962
Palmer, Robert 1974-76
Paniagua, Juan 2015-16
Pankovits, Vince 1953
Papa, John 1958
Papaccio, Giuseppe 2014
Papelon, Jeremy 2009-10
Pappas, Mit 1957
Parisi, Mike 2010
Parker, Blake 2009-11
Parker, Matt 2004
Parmalee, Otto 1913
Parris, Steve 2001
Parrott, Rhett 2003
Paschal, Ben 1934
Pasillas, Andy 1978-79
Pasley, Kevin 1981
Pate, Joe 1946-47
Patrow, Edward 1944
Patterson, Paul 1973, 75
Patterson, Richard 1975
Patton, David 2009
Patzke, Jeff 1996
Pavelko, Joel 1964
Payne, Jerrod 2001-02
Paynick, Paul 1941
Pazik, Mike 1978
Pearce, Josh 2003
Pearson, Bob 1965
Pearson, Jason 2003
Pearson, Tyler 2015
Peckman, Howard 1938, 46
Pederson, Stu 1988
Peeler, Roy 1947
Peeples, Michael 1998, 2000
Pena, Felix 2014-15
Pena, Juan 2003
Pena, Tony 2005-06
Penalver, Carlos 2015-18

Perakslis, Stephen 2015-17
Peralta, Juan 2001
Peralta, Starling 2015
Perez, Jeron 2001
Perez, Joel 1979
Perez, Nelson 2011-12
Perez, Robert 1992, 2000
Perkins, Vince 2009
Peters, Tony 2001
Petralli, Eugene 1980
Petrick, Billy 2007
Pett, Jose 1995-96
Pfund, Lee 1944
Phloran, Allen 1960-61
Phelps, Josh 2000-01
Phillips, Chris 1992
Phillips, Randy 1993-94
Phipps, Mack 1925
Piet, Frank 1942-43
Pignatiello, Carmen 2007
Pike, Jess 1941
Pineiro, Joel 2014
Pineyro, Ivan 2014-15
Pinkham, Bill 1983
Pinkston, Roy 1942
Pintarell, Stanley 1934
Pitkay, Joseph 1954
Pitt, Clarence 1927
Platel, Mark 1979
Plyer, George 1960-61
Poindexter, Jennings 1941
Polivka, Ken 1954
Polli, Lou 1942
Poloni, John 1980
Polvogt, Fred 1931
Pomykala, Joseph 1974
Poole, James 1947
Poole, Mark 1984
Porter, Carl 1956
Portera, Frank 1967
Powell, Bill 1958
Powell, Grover 1967
Powers, Joseph 1938
Pride, Paul 1941
Probst, Alan 1998-99
Proctor, Jim 1959, 63
Provine, Todd 1987
Pugliese, James 2015, 17-18
Puig, Rich 1975-76
Puleo, Charles 1980
Pully, Marty 1982
Pumilio, Jose 1963
Purcell, Robert 1951
Pyburn, Jim 1957

- Q -

Queen, Jackson 1959-61, 64
Quinlan, Tom 1988-90

- R -

Rabb, William 1933
Rabung, Donald 1956
Rademacher, Bijan 2015-16
Radsavage, Alfred 1952
Raehse, William 1958
Rakkar, Jasvir 2016
Rainey, Mark 1928
Raley, Brooks 2011-12
Rambert, Pep 1939
Ramie, Vern 1980-83
Ramirez, Angel 1996-97
Ramirez, Neil 2013, 15
Ramsey, Mendel 1940
Rauth, Chris 1990
Rea, William 1933
Reams, Ron 1993
Rebel, Art 1944
Recker, Anthony 2012
Reed, David 1961-62
Reed, Kenneth 1976
Reed, Mark 2008-10
Reese, Andy 1942
Reihard, Gregory 2007
Reimer, Gerald 1965
Reimers, Cameron 2001-02
Reinhard, Greg 2008

Reish, Steve 1993
Remillard, Will 2018
Reyes, Anthony 2004
Reyna, Luis 1987
Reynolds, Eugene 1952
Reynolds, Jeff 1983-84
Reynolds, Kyle 2007-09
Reynolds, Mark 2006
Reynolds, Michael 1973
Rhee, Dae-Eun 2012-14
Rhine, Kendall 1996-97
Rhinehart, George 1926
Rhoederick, Kevin 2011-13
Rhodes, Cecil 1935-36
Rhoton, Frank 1911-12
Ricciuti, Alfred 1964
Rice, Ian 2017-18
Rich, Dominic 2002
Richar, Danny 2006
Richardzt, Scott 1977-78
Richardville, Paul 1948
Richie, Anthony 2007
Richmond, Proctor 1938-39
Rick, Alan 2007
Ridling, Rebel 2011-12
Righetti, Dave 1994
Riley, Lee 1939
Rios, Carlos 1982
Rios, Juan 1973-74
Rivenbark, Albert 1952
Rivera, Pablo 1959-61
Rivero, Armando 2013-14
Rivers, Jonathan 1998
Rivers, Ken 1988-89
Rovette, Scott 1998-99
Roberson, Harold 1967
Roberts, Cy 1943
Roberts, Dave 1957
Roberts, Lonell 1992, 95-97
Roberts, Quineth 1961, 63
Robertson, Jay 1981
Robinson, Chris 2007-08
Robinson, Dewey 1977
Robinson, Duncan 2018
Robnett, Richie 2009
Rocco, Mickey 1936
Roeck, John 1946-47
Rodgers, Buck 1959
Rodgers, Paul 1990-91
Rodgers, Tim 1984-85
Rodin, Eric 1951
Rodriguez, Gerardo 1972
Rodriguez, Luis 1997-98
Rodriguez, Mike 2001
Rodriguez, Julio 2014
Rogers, Francis 1946
Rogers, Jacob 2015
Rogers, Jimmy 1987-91, 93
Rohan, Greg 2012
Rojas, Carlos 2007
Rojas, Larra 1963-64
Roman, Bill 1961
Roman, Jesse 2003
Romano, Mike 1996
Romeo, Nicholas 1951
Rooker, Jim 1964
Roquet, Rocky 2007-08
Rosario, Gabriel 1993-94
Rosario, Jose 2017
Rosenfield, Max 1935
Rosenkranz, Ramon 1949
Rosenthal, Sy 1931
Rossup, Zac 2012-13, 15
Rossi, Al 1946-47
Rourke, Danny 1973-74
Rouse, Mike 2002
Rowe, Peter 1980
Roy, Luther 1932
Rozich, William 1958
Ruble, Art 1924, 36
Rucker, Michael 2018
Ruhlman, Jayson 2009
Rummans, Elmer 1941
Ruoff, Ollie 1913
Rupp, Chad 1999
Rusin, Chris 2010-12

Russell, Addison 2014
Russell, James 2008-09
Russell, Lloyd 1937
Rust, Evan 2004
Ryan, John 1961-63
Rymel, Lance 2013-14
Rypien, Tim 1986

- S -

Sabulsky, Art 1953-54
Salas, Issmael 2007
Salas, Francisco 2008
Salmon, Chico 1962
Salvent, Aldo 1954
Samardzija, Jeff 2007-08
Samford, James 1957
Samford, Ron 1950
Samson, Nate 2009-13
Sanchez, Alex 1988, 91
Sanders, Anthony 1996-98
Sanders, Earl 1988-90
Sandlin, Bennie 1962-63
Sands, Morris 1938
Sands, Paul 1972-73
Santana, Rafael 1980-81
Santiago, Andres 2015
Sapp, Ross 1972
Sarracino, Fred 1953
Sasser, Dustin 2009-10
Satterfield, Ralph 1948
Sawkin, Warren 1995
Sawyer, Phil 1925-27
Seaborn, Colie 1921
Seagraves, James 1932
Searcy, Kelly 1957
Searle, Ryan 2011
Secrist, Don 1965-66
Seidholz, Donn 1974, 77, 79
Sells, J. 1959
Seminick, Andy 1943
Scalzi, Skeeter 1942
Schaeffer, Duane 1975, 77
Schaffer, Trevor 1999
Schaper, Wayne 1960
Schappert, Paul 2007
Scheffey, Karl 1913
Scheper, Joe 1929
Scherer, Doug 1988
Schleser, Dutch 1936
Schleicher, Robert 1937
Schifano, Tony 1999-2000
Schlitter, Brian 2009, 12-13
Schmalz, Andrew 1925
Schmid, George 1960
Schmidt, Augie 1983-84
Schmitt, Robert 1957
Schroeder, Wilmer 1938-39
Schuermann, Lenoard 1953
Schultz, Mike 2005-06
Schultz, Theodore 1975
Schumaker, Skip 2003-04
Schunk, Jerry 1989-90
Schupp, Charles 1938
Schwarber, Kyle 2015
Scott, Hobert 1934-35
Scott, Joe 1956
Scott, Lefty 1946
Scott, Legrant 1960
Scott, Shawn 1992
Scott, Taylor 2015
Searcy, Kelly 1958
Searle, Ryan 2012, 14
Secrist, Reed 1998
Segura, Jose 1984, 86
Seidholz, Donn 1975-76, 78
Sells, Albert 1921
Sena, Emmanuel 2001
Senteney, Steev 1981
Serrano, Juan 2011
Shaddy, Chris 1983, 85-87
Shaffer, Aaron 2010
Shaffer, Duane 1972-73, 75, 78
Shanks, Willy 1984
Shappi, A.J. 2006
Sharpe, Bill 1972
Sharpe, Kola 1939

SMOKIES ALL-TIME ROSTER



FRONT OFFICE

2019 SMOKIES

SOUTHERN
LEAGUE

2018 SEASON
IN REVIEW

CHICAGO
CUBS

HISTORY &
RECORDS

MEDIA
INFORMATION

Williams, Ryan.....2015
Williams, Woody.....1988-91
Williamson, William.....1956
Williford, Edward.....1937
Willis, Earle.....1952
Wilson, Fin.....1911-12
Wilson, Gary.....1982
Wilson, Nigel.....1992
Winston, Hank.....1937
Wise, Dewayne.....2000-02
Wishnevski, Rob.....1989-91
Witt, Kevin.....1997
Witt, Porter.....1946
Widnicki, Mike.....2004
Wolf, Mike.....1975-76, 78
Wolfenbarger, Burgess.....1946
Womble, Louis.....1911-12
Wood, Andre.....1980-83
Wood, Jake.....1959
Woodards, Orlando.....2001
Woods, Ronald.....1979
Woodward, Chris.....1998
Wortham, Rich.....1976-77
Wright, Ken.....1981
Wright, Ty.....2009-13
Wukemire, Mylon.....1948
Wynne, William.....1911-13

- Y -

Yan, Julian.....1990-91
Yancy, Hugh.....1972
Yearout, Mike.....1984-87
Yelding, Eric.....1987
Yennaco, Jay.....1999
York, Rudy.....1933
Young, Babe.....1930
Young, Chesny.....2016
Young, Chris.....1987
Young, Cliff.....1986
Young, Joe.....1997
Young, Mark.....1991
Young, Michael.....2000

- Z -

Zapenas, Brad.....2013
Zagunis, Mark.....2016
Zastrzyn, Rob.....2016
Zeller, Joseph.....2012
Zeringue, Jon.....2005-06
Zimmer, Don.....1967
Zini, Genora.....1944
Zipfel, Bud.....1964-65
Zobrist, Ben.....2017
Zosky, Eddie.....1989-90
Zupo, Frank.....1958, 62
Zych, Tony.....2012-14



MEDIA INFORMATION

Media Credentials

Credentials are issued only to working media for the purpose of covering the Tennessee Smokies and are available to any media outlet on a seasonal or game-by-game, basis. Making a request for media credentials is easy. Please call, fax or email the Tennessee Smokies, care of Connor Pearce Roche, and include your name, media affiliation, a telephone number where we can reach you and your reason for requesting the credential. Once at Smokies Stadium, please wear your credential at all times.

Credential Requests

Request by Phone (865) 286-2358
 Request by Fax (865) 523-9913
 Request by Email cpearce@smokiesbaseball.com

Press Box Guidelines

The press box at Smokies Stadium is restricted to working media only. It is important to remember that the press box is a working environment, thus the press box is not a place for family or friends. Press box rules are strictly enforced.

Access To Players

Players are typically available before batting practice for on-field interviews and after each game in the clubhouse. The clubhouse is a restricted area. No family or friends are allowed in the clubhouse and autographs are absolutely NOT ALLOWED. Anyone seeking autographs in the clubhouse post-game, or at any time/place, will be removed from the facility and future media access may be limited. After each game there will be a brief cooling-off period before access to clubhouse by members of the media is allowed. The press box manager or the director of communications will determine when the media can enter the clubhouse.

Wireless Internet

High-speed, wireless Internet is available to all members of the media covering games at Smokies Stadium. Access to the wireless internet is password protected. Please see the director of media relations or media relations assistant to obtain password.

Pregame/Postgame

Lineups, stats, rosters and game notes will be available before all 70 games at Smokies Stadium for credentialed members of the media, broadcasters and scouts ONLY. Game recaps will be emailed after each game, all 140 contests, to members of the media that are on our broadcast list. To have your email address added to our list, please contact the Smokies Media Relations team.

Media Food

Working members of the media will be able to access food and drinks via the Press Box Kitchen, located behind the Home and Visitors Broadcast Booths. Both the food and drinks from the Press Box Kitchen are free of charge. Working media members and other press box personnel must show their media/work credential to receive food and/or drinks. Scouts are not allowed to eat or drink the food and beverage provided in the press box.

ACKNOWLEDGEMENTS

The 2019 Smokies Media Guide was produced by the Smokies' Media Relations Department.

Written and Edited By: Will Boling, Spencer Siegel and Frank LaSala

Statistical Assistance Provided By: Major League Baseball Advanced Media

Front & Back Cover Art By: Patricia Barcenilla and Jonathan Bentley



Nicks Gates Press Row

On August 28, 2010, the Smokies held a pregame ceremony to honor one of the greatest writers in the Southern League and one of the greatest sports writers in East Tennessee, Nick Gates.


Gates retired from the Knoxville News Sentinel after 38 years on the job. He covered Minor League Baseball for the News Sentinel since 1972, the year the Knox Sox began playing at Bill Meyer Stadium.

During his tenure, he covered more than 2,600 home games, saw 22 different managers lead the clubs and witnessed three championship seasons in 1974, 1978 and 2004. He wasn't just a sports reporter; he was a vital part of the team and was a well-known community figure to the Knoxville area.

In 1971, Gates graduated from the University of Tennessee and became the Minor League beat writer for the News Sentinel. Throughout his years, Gates covered the Knox Sox, Knoxville Jays, and the Smokies. He saw players develop from five different Major League affiliations in two different ballparks. Gates also won the Southern League Writer of the Year Award twice during his career.

During the pre-game ceremony, the Smokies unveiled a sign in the press box declaring all of the press-row seating "Nick Gates Press Row". The cities of Knoxville and Sevierville also declared that day as "Nick Gates Day".

Nick Gates will always be remembered for his tenure with the Smokies organization and members of the community who read his article daily will never forget what he brought to the community.



TENNESSEE SMOKIES FRANCHISE BROADCASTERS

KNOXVILLE SMOKIES (Bill Meyer Stadium)

1950s..... John Ward
1950s..... Hugh Branson

KNOXVILLE SMOKIES

1992..... Mike Johnson
1993-94 Garry Griffith
1995-97 Ed Beach
1998..... Keith Killpatrick

KNOXVILLE SOX & BLUE JAYS

1979-81 Bob Kesling
1987..... Bruce Howard
1987..... Mike Keith

TENNESSEE SMOKIES (Smokies Stadium)

1999-2001 Tim Grubbs
2002-06 Tom Hart
2007-Present..... Mick Gillispie



Mick Gillispie

Director of Broadcasting
mgillispie@smokiesbaseball.com
(865) 286-2300

Mick Gillispie is the Director of Broadcasting of the Smokies Radio Network and lead play-by-play voice. The 2017 MiLB Broadcaster of the Year also teams up with telecaster Len Kasper to broadcast Chicago Cubs Spring Training games on Major League Baseball Advanced Media & Cubs.com. He can also be seen calling play-by-play for various sports on the SEC Network including Mens and Womens Basketball, Softball and Baseball. Gillispie spends the MiLB offseason hosting both the Tide Tailgate Show and Tide



Spencer Siegel

Broadcast & Media Relations Assistant

Siegel will handle various Media Relations, Broadcast and Production duties throughout the season, including joining Gillispie on the air for all 70 home games and select road games. Born and raised in Chicago's north suburbs, he also spent the 2018 season in the Southern League on the Biloxi Shuckers' broadcast team. Previously, he worked two seasons as a lead broadcaster in the Florida State League with the Fort Myers Miracle in 2017 and the Dunedin Blue Jays in 2016.



Siegel graduated from Bradley University in 2015 with a degree from the Charley Steiner School of Sports Communication. His broadcasting experience also includes stints at NBC Sports Group for the 2014 Sochi Olympics, 96.5 ESPN Peoria, High Point University and various high-level college and high school basketball tournaments.

Matthew Peterson

Media Relations Assistant

Peterson will aid in the Media Relations and Production departments while occasionally filling in on the air. The Glenview, Illinois native studies Journalism & Electronic Media at UT. He also contributes as member of the sports department at WUTK 90.3 FM, Tennessee's student radio station, as a weekly sports talk host and panelist.

Off-campus, Peterson does color commentary for the Knoxville Ice Bears of the Southern Professional Hockey League. In the summer of 2018, he did play-by-play for the Baltimore Dodgers of the Cal-Ripken Collegiate Summer League.

Frank LaSala

Media Relations Assistant

LaSala will be the voice of the Greeneville Reds this summer and joins the Smokies until the beginning of June. This will be his second season in Minor League Baseball, having spent 2018 with the Daytona Tortugas, the Advanced-A Affiliate of the Cincinnati Reds. He got his first taste of baseball broadcasting with the Newark Pilots in the Perfect Game Collegiate Baseball League in the summer of 2017.

LaSala was born and raised in Wayne, NJ. He is a 2017 graduate of the Connecticut School of Broadcasting and a 2016 graduate of Marist College where he majored in Sports Communications. While at Marist, he co-hosted a weekly sports-talk radio show and called select men's and women's basketball games. He was also a four-year member of the Marist Ski Team. During the offseason, he covers the Big South for FootballGameplan.com.



The Tennessee Smokies are proud to announce their new radio affiliate with Talk Radio 92.3 FM / AM 760 for the 2019 season. Fans will be able to tune in for every home and away game. Smokies games will also be broadcasted on the Talk Radio 92.3 app which is available in the app store.

Talk Radio 92.3 FM/ AM 760 is a conservative based talk radio station in Knoxville. The station airs conservative hosts like Ben Shapiro, Glenn Beck, and more. The station runs a local morning show, Real News with Mr. Henry and Nick Crawford. In the afternoon, you can catch financial expert Dave Ramsey. Talk Radio 92.3 FM / AM 760 is your home for all of your weather, news, traffic, and now, Smokies games.

All Smokies broadcasts will begin 15 minutes before first pitch with the Pilot Food Marts Pregame Show. Visit their website, talkradio923.com, to see a more detailed daily programming schedule. Don't miss a game all season long on Talk Radio 92.3!

SMOKIES' 20TH ANNIVERSARY



The Tennessee Smokies have announced that the team will commemorate the 20-year anniversary of Smokies Stadium during the 2019 season. The club has released a 20th anniversary logo that will be used throughout the 2019 season.

The Tennessee Smokies have called Smokies Stadium in Kodak, TN its home since 2000. The ballpark has seen many renovations over the past 20 years including picnic decks, suite level, press box, restaurant, clubhouse, performance center, and much more.

Over the past 20 years, the Smokies have had many stars of the baseball world come through Smokies Stadium. Some of the notable names to come through Kodak include, Yadier Molina, Orlando Hudson, Roy Halladay, Chris Archer, Michael Young, Javier Baez, Kris Bryant, and many more.



JUNE 17

FAN FEST & HOME RUN DERBY

MGM PARK

OPENING NIGHT GALA

HARD ROCK HOTEL & CASINO BILOXI

JUNE 18

ALL-STAR LUNCHEON

HARD ROCK HOTEL & CASINO BILOXI

SOUTHERN LEAGUE ALL-STAR GAME

MGM PARK

POST-GAME PARTY

HARD ROCK HOTEL & CASINO BILOXI

RESERVE TICKETS ONLINE

BILOXISHUCKERS.com

2019 TENNESSEE SMOKIES SCHEDULE

APRIL

SUN	MON	TUE	WED	THUR	FRI	SAT
	1	2	3	MIS 4 7:00	MIS 5 7:00	MIS 6 7:00
MIS 7 2:00	MIS 8 7:00	OFF DAY 9	10 @BIR	11 @BIR	12 @BIR	13 @BIR
14 @BIR	JKN 15 7:00	JKN 16 7:00	JKN 17 7:00	JKN 18 7:00	JKN 19 7:00	CHA 20 5:30
OFF DAY 21	CHA 22 7:00	CHA 23 7:00	CHA 24 11:30	25 @JAX	26 @JAX	27 @JAX
28 @JAX	29 @JAX	OFF DAY 30				

MAY

SUN	MON	TUE	WED	THUR	FRI	SAT
			JKN 1 7:00	JKN 2 7:00	JKN 3 7:00	JKN 4 7:00
JKN 5 2:00	6 @CHA	7 @CHA	8 @CHA	9 @CHA	10 @CHA	BIR 11 7:00
BIR 12 2:00	BIR 13 11:30	BIR 14 12:00	BIR 15 7:00	16 @JKN	17 @JKN	18 @JKN
19 @JKN	20 @JKN	OFF DAY 21	PNS 22 7:00	PNS 23 7:00	PNS 24 7:00	PNS 25 7:00
PNS 26 2:00	OFF DAY 27	28 @BLX	29 @BLX	30 @BLX	31 @BLX	

JUNE

SUN	MON	TUE	WED	THUR	FRI	SAT
						1 @BLX
2 @MTG	3 @MTG	4 @MTG	5 @MTG	6 @MTG	CHA 7 7:00	CHA 8 7:00
CHA 9 2:00	CHA 10 7:00	CHA 11 7:00	12 @PNS	13 @PNS	14 @PNS	15 @PNS
16 @PNS	OFF DAY 17	OFF DAY 18	OFF DAY 19	MTG 20 7:00	MTG 21 7:00	MTG 22 7:00
MTG 23 5:30	MTG 24 7:00	25 @CHA	26 @CHA	27 @CHA	28 @CHA	29 @CHA
BIR 30 5:30						

865.286.2300

JULY

SUN	MON	TUE	WED	THUR	FRI	SAT
BIR 1 7:00	BIR 2 7:00	BIR 3 7:00	4 @MTG	5 @MTG	6 @MTG	
7 @MTG	8 @MTG	9 @MTG	OFF DAY 10	MOB 11 7:00	MOB 12 7:00	MOB 13 7:00
MOB 14 5:30	MOB 15 7:00	MOB 16 12:00	OFF DAY 17	18 @BIR	19 @BIR	20 @BIR
21 @BIR	MTG 22 7:00	MTG 23 7:00	MTG 24 7:00	MTG 25 7:00	MTG 26 7:00	27 @CHA
28 @CHA	29 @CHA	30 @CHA	31 @CHA			

AUGUST

SUN	MON	TUE	WED	THUR	FRI	SAT
						1 @MIS
					2 @MIS	3 @MIS
4 @MIS	5 @MIS	OFF DAY 6	BLX 7 7:00	BLX 8 7:00	BLX 9 7:00	BLX 10 7:00
BLX 11 5:30	OFF DAY 12	JAX 13 7:00	JAX 14 7:00	JAX 15 7:00	JAX 16 7:00	JAX 17 7:00
18 @JKN	19 @JKN	20 @JKN	21 @JKN	22 @JKN	BIR 23 7:00	BIR 24 7:00
BIR 25 5:30	BIR 26 7:00	BIR 27 7:00	OFF DAY 28	29 @MOB	30 @MOB	31 @MOB

SEPTEMBER

SUN	MON	TUE	WED	THUR	FRI	SAT
1 @MOB	2 @MOB	3	4	5	6	7
HOME GAME	AWAY GAME	DOUBLE HEADER				

ALL GAME TIMES ARE LISTED IN EST AND ARE SUBJECT TO CHANGE

BE SURE TO FOLLOW US FOR THE MOST UP TO DATE INFORMATION ON GAME TIMES AND NEWS

*DOUBLEHEADER - APRIL 20TH

CLASS AA AFFILIATE OF THE CHICAGO CUBS