



MISSISSIPPI *Braves*



2021 MEDIA GUIDE



Take your radio with you anywhere!



Never miss your favorite game, music, show or news! Get the free iHeartRadio app and tune in!



www.iheartradio.com

TABLE OF CONTENTS

General Information

Part of the 120	6
Batting Practice Schedule	2
Parking	2
Media Guidelines	3
M-Braves Firsts	9
Freeman Waters MVP's	7
Brian Snitker in SL HOF	8
Community Initiatives	10
Trustmark Park	4-5
Facts	4
Seating Diagram/Ticket Pricing ..	5

Front Office

Addresses	13
E-Mail	13
Mailing	13
Shipping	13
Website	13
Biographies	14-16
Harris, Chris	16
Laven, Pete	14
Mueller, Tim	15
Contact Information	13
Field Staff Listing	13
Staff Listing	13

Field Staff

Biographies	18-20
Wyatt Torgas	18
Dan Meyer	19
Einar Diaz	19
Devon Travis	19
Dan Leja	20
Ryan Meehan	20
Ryan Taylor	20

2021 M-Braves Roster

Opening Day Roster	22-49
Potential 2021 Players	51-77

Farm System

Awards & Accolades	67
Baseball Operations	55
Draft Picks	71-72
Braves No. 1 Draft Choices	71
2020 Braves Draft Picks	72
Minor League Stats	68-70
Batting Leaders	68
Pitching Leaders	69
Standings	70
Team Listings	55-66
Atlanta	55-56
Augusta/Rome	63-64
Gwinnett	57-58
Mississippi	59-60
Rome/Florida	61-62

2019 Review

All-Stars	114-115
Day-by-Day	80-81
Final Team Stats	90
Home Stats	93
Road Stats	94
Situational Stats	95
vs. Righties	91
vs. Lefties	92
Highs & Lows	88-89
League Leaders	111-113
Batting	111
Pitching	112
Team	113
Monthly Statistics	96-101
April	96
May	97
June	98
July	99
August	100
September	101
Notes	74-78
Results	85-87
Doubleheaders	87
Extra-Inning Games	87
One-Run Games	85
Shutouts	86
Southern League Awards	115
Southern League Stats	11-115
vs. Biloxi	102
vs. Birmingham	103
vs. Chattanooga	104
vs. Jackson	105
vs. Jacksonville	106
vs. Mobile	107
vs. Montgomery	108
vs. Pensacola	109
vs. Tennessee	110
Standings	79
Transactions	83-84

Playoff Stats	126
Pitching Records	143-145
Franchise	143
Career Pitching	144
Highs & Lows	146
Yearly	147-149
Southern League Stats	125
Championships	125
Playoff Appearances	125
Win-Loss Records	125
Yearly Finishes	123-124

Double-A South

2019 All-Star Game Logo	171
Hall of Fame	172
Mileage Chart	171
Past Champions	173
Double-A South Directory	174
Southern League Map	162
Teams	153-161
Biloxi	175
Birmingham	176
Chattanooga	177
Montgomery	178
Pensacola	179
Rocket City	180
Tennessee	181

Miscellaneous

New MiLB Structure	183-184
Experimental Rules	185
Pace of Play Regulations	186

M-Braves History

All-Time Roster	162-167
Attendance	168-169
Award Winners	144-146
Batting Records	134-142
Franchise	134
Career Batting	135
Highs & Lows	137-138
Mississippi Records	129
Yearly	139-142
Historic Milestones	117-122
In the Majors	159-160
League Leaders	150
Manager Bios	128-133
Managerial Stats	126
Opening Day Lineups	169-171

GENERAL INFORMATION

Batting Practice Schedule

Times are subject to change

Game Time:	6:35	6:05	5:05	1:05	10:35
Home BP Starts	3:05	2:35	1:35	9:35	7:05
Home BP Ends	4:20	3:50	2:50	10:50	8:20
Visiting BP Starts	4:20	3:50	2:50	10:50	8:20
Visiting BP Ends	5:35	5:05	4:05	12:05	9:35
Home Infield	5:35	5:05	4:05	12:05	9:35
Visiting Infield	5:45	5:15	4:15	12:15	9:45
Field Prep	5:55	5:25	4:25	12:25	9:55
First Pitch (approx.)	6:35	6:05	5:05	1:05	10:35

Parking Information

Mississippi Braves VIP parking passes are available for any interested individuals for \$75. The VIP parking passes guarantee that fans will get a parking spot, and the parking spot will be closer to the stadium as it will be in the VIP parking lot. **ALL OTHER PUBLIC PARKING IS FREE.**

Online Media Central

Visit mississippibraves.com, and under the TEAM tab select M-Braves Media Central for your headquarters of Mississippi Braves information. Daily game notes, media guides, rosters and the 2019 Media Credential Request Form is available.


Editorial Information

The 2021 Mississippi Braves Media Guide was produced by the Mississippi Braves Media Relations Department. The majority of the guide's layout, design and research were done by Director of Communications, Media & Broadcasting Chris Harris. The covers were designed by Garrett Steiger.

Photos for the guide were provided by Ed Gardner, Tate Nations, Ed Gardner, the Mississippi Braves, Atlanta Braves and other various MiLB teams.

Statistical Information used in this guide courtesy of MLBAM and the Atlanta Braves.

Copyright 2021 Mississippi Braves Baseball Club, Inc. A Liberty Media Company. All rights reserved. Reproduction of the Mississippi Braves Media Guide in whole or in part without the permission of the Mississippi Braves Baseball Club, Inc. is strictly prohibited. All information is as of May 1, 2021.





MEDIA GUIDELINES

- 1. MEDIA ENTRY:** Enter through the Media/VIP Entrance directly behind home plate and the press box at Trustmark Park. All gates at Trustmark Park open at 5:30 PM for Monday-Friday games, 5:00 PM for Saturday games, 1:00 PM for Sunday games that begin at 2:05 PM and 5:00 PM for Sunday games that begin at 6:05 PM. Times are subject to change. Early admittance to media members is accepted on a case-by-case basis. In such occurrences, media should enter Trustmark Park through the administrative offices and speak to the Media Relations Department.
- 2. LIMITED NUMBER OF APPROVED MEDIA:** Because the total number of people allowed in a facility is subject to local laws and orders, the Mississippi Braves reserve the right to make approvals of media applications based on the applicable local guidance and the ability to safely physically distance all media, including by, if necessary, prohibiting media access on any given day (even for those who hold otherwise valid credentials).
- 3. FOLLOWING HEALTH AND SAFETY RULES:** By receiving a media credential, a media member agrees to observe all MLB, MiLB and Club rules; any applicable government orders in a local market; and other precautionary steps that are in place to preserve health and safety. Media members must wear face coverings at all times, covering their nose and mouth, and practice physical distancing while present at a Club facility (whether indoors or outdoors). Media members should bring their own face coverings to the ballpark, but Clubs are permitted to provide face coverings to media upon request. The Mississippi Braves are permitted to require a media member to use a Club-provided face covering if the Club determines that the media member's personal face covering is inappropriate for any reason. Failure to comply with any health and safety initiatives will result in a loss of access to the ballpark.
- 4. RESTRICTED AREAS:** Approved media members will not be permitted in Restricted Areas or in close proximity to players, coaches and field staff. The Restricted Areas include clubhouses, locker rooms, playing fields, dugouts, training rooms, weight rooms, interview rooms and any route inside the ballpark/facility utilized by players, coaches and field staff.
- 5. CREDENTIALING:** A limited number of media members (including photographers) may receive credentials and access to certain Non-Restricted Areas.

A) To obtain season or daily credentials, a request must be made to Chris Harris at chris.harris@braves.com. Credentials will be issued only to legitimate news gathering agencies that have contacted the Media Relations Department at least 24 hours prior to the day of the game. Please specify the name(s) and function of the individual(s) being sent to cover the game. Identification will be required before credentials can be distributed. Credentials may be picked up at Will Call located at the main ticket window at Trustmark Park. The main ticket window at Trustmark Park opens at 10 AM Monday-Friday. Credentials are not issued to anyone under 18 years of age. Any party abusing this policy will forfeit their credential and all privileges.
- 6. WORKSPACE:** Trustmark Park's press box is located on the suite level behind home plate. Stairs and an elevator to the press box are on the right after entering the stadium. Once on the suite level, walk to the left, the press box will be on your right. Limited seating is available in the press box and working media take precedence in the press box as long as seats are available. The main area of the press box is for writing press while the booths are for radio and TV media members. Your cooperation is requested in keeping a working press box atmosphere. Both clubs' game notes, statistical **Press Box:** information, press releases and roster sheets will be available daily.
- 7. VIRTUAL INTERVIEWS:** All pregame and postgame interviews must take place by video conference or telephone call and shall be coordinated by Club Media Relations/Communications personnel.

A) No media will have direct access to players, the manager or other baseball operations personnel.

B) This policy is subject to ongoing review by Major League Baseball and its Clubs, based on the advice of medical experts and the applicable local guidance in the host city to determine when and if it would be feasible to introduce in-person, physically distanced interviews or press conferences.
- 8 PARKING:** Limited parking for the media is available in the Media/VIP Lot. The entrance to the Media Lot is located opposite the main parking lot off of 1 Braves Way and Bass Pro Drive. It is adjacent to the media and VIP entrance to Trustmark Park. The Media Lot is directly behind home plate, in between Trustmark Park and Bass Pro Shop. Media Lot parking passes can be picked up at the ticket office with credentials. Requests for parking passes must be made along with credentials.
- NO AUTOGRAPHS:** Any member of the media requesting autographs while credentialed will have press access revoked.

GENERAL PRINCIPLES:

- Media credentials are not transferable.
- The Commissioner's Office reserves the right to revoke inappropriately issued credentials.
- Under no circumstances shall any club discriminate in any fashion against an accredited member of the media based upon race, creed, sex or national origin.
- MLB's Code of Conduct must be posted prominently at each ballpark, including in clubhouses and media areas. Harassment, physical abuse or threats directed to members of the media (and/or official scorers) by baseball personnel will not be tolerated. Disciplinary action, including fines and suspensions, will be considered in any cases that arise.
- Any club whose personnel violate these regulations will be disciplined. Any member of the media who violates these regulations will lose his or her accreditation.

TRUSTMARK PARK FACTS



Grand Opening: April 18, 2005. Mississippi lost to Montgomery, 11-6.

Location: Between Childre Road and Bass Pro Drive in Pearl, MS. Near the junction of I-55 and I-20.

Seating: Two levels of seating supported by one wrap-around concourse. Home Plate, Dugout and Field Level seats are located below the concourse and the Suite Level. The Suite Level includes 21 luxury suites that allow fans to personalize their Braves experience. Fans can also enjoy “picnic style” seating on the berm beyond the left-center field wall.

Capacity: With a capacity of 8,480, Trustmark Park ranks third in the Southern League behind Jacksonville and Birmingham in total seating capacity. To add to the fan experience, each seat in the seating bowl has a chair back, arm rest and cup holders.

Videoboard: In its fourth year above the LF wall, at 68 feet wide by 28 feet high (1,904 square feet), the state-of-the-art Panasonic HD video board is approximately four-times larger than the previous video display at Trustmark Park (2005-2016). The board is the largest single display in the Double-A South and the largest in Central and South Mississippi.

Cooling Fans: Prior to the 2018 season, the Braves installed 16 large fans that are manufactured to decrease the ambient temperature by up to 10° F. There are 12-foot fans located around the lower concourse and eight 10-foot fans on the suite level, including one on each of the Mitchell Signs Party Decks located on the first base and third base side of the suite level. Two 84-inch fans placed at the Yuengling Picnic Pavilion located down the third base line.

Playing Field: Approximately 110,000 square feet of tifway 419 hybrid bermuda grass. Under the playing surface lies 8,000 feet of drainage pipes connected to three 40 horse-power engines that can pump from 8 to 10 inches of water an hour. The field irrigation system has 70 sprinkler heads that spray 30 gallons of water per minute. The turf for the field is grown in the bullpens.

Field Dimensions: The field dimensions are 335’ down the left field line, 402’ to center field, and 332’ down the right field line. The power alleys are 380’ to left-center and 385’ to right-center.

Entry Plaza: The main entrance to Trustmark Park was built as a welcoming mat into the stadium. The entrance includes the main ticket window, the Braves Front Office, the Extra Innings Team Store and a scrolling matrix board.

Extra Innings Team Store: The Extra Innings Team Store features the latest in Mississippi and Atlanta Braves merchandise. Fans can get everything from clothing to team baseball card sets.

Farm Bureau Grill: The Grill is a full service restaurant beyond the right field wall that overlooks the playing field and is open to patrons during games.

Family Fun Zone: The Fun Zone houses a variety of inflatable and interactive activities for children including an inflatable slide, a speed pitch cage and a whiffle ball cage, just to name a few.

Picnic Pavilion: A two-tiered, catered seating area down the third base line that seats up to 325 fans.

Disabled Seating: The entire stadium is wheelchair accessible and is compliant with the Americans with Disabilities Act.



TRUSTMARK PARK STADIUM GUIDE

*Party Decks, Suites, SuperSuite and the Picnic Pavilion are rented nightly and booked in advance. For more information on booking your group in one of these private areas, call the Mississippi Braves at 888-BRAVES4 or 601-932-8788.

Club Level

Located directly behind home plate and directly eye level with the field. Club Level seating includes wait service so that you never have to miss any of the action on the field.

Diamond Level

Located directly behind the screen that wraps from the edge of the 3B dugout to the edge of the 1B dugout. Sections 104, 105, 106, 107, 108, 109, 110, 111, 112, 113, 114, 115, 116 and 117

Field Level

Located along the outfield lines. These sections extend from the far edges of each dugout to the outfield. Sections 101, 102, 103, 118, 119 and 120

G.A. Reserved

Located along the right-field line. These reserved sections extend to the right-field foul pole below the open concourse. Sections 121, 122, 123, and 124

Grass Berm

Standing room only or the grass berm area in the outfield underneath the scoreboard. Lawn chairs are not permitted. Blankets only.

Gate Times

Gates open one (1) hour prior to first pitch for regularly scheduled games.

Gates open 30 minutes prior to first pitch for a doubleheader.

Gate times are subject to change due to weather, special appearances, etc.

Ticketing Guidelines

All tickets sold are at full price to the applicable seating area in Trustmark Park unless otherwise noted. Specific weekly promotions and promotional discounts related to tickets are listed at www.mississippibraves.com and available through the Trustmark Park Box Office only. For more information, call 601-932-8788.

The Mississippi Braves COVID-19 plan was created with these principles in mind:

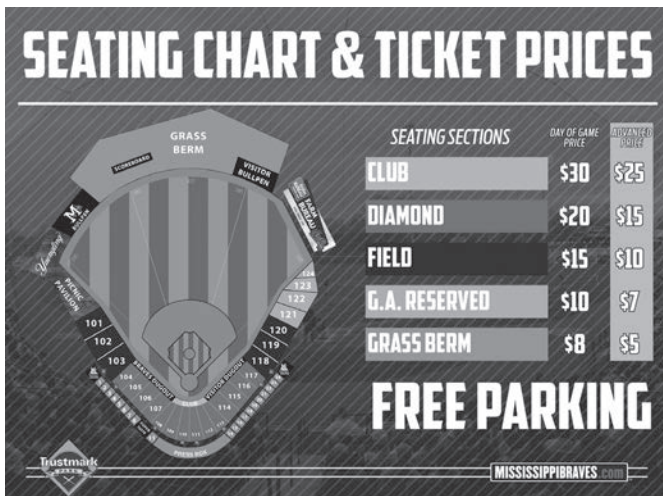
Social Distancing and Masking – Making sure all Trustmark Park seating and congregation points allow for social distancing in accordance with local, regional, and national protocols. Requiring all guests and staff to wear face masks at all times unless eating or drinking.

Minimal Contact and Decreased TouchPoints – Instituting new policies that reduce guests' exposure to surfaces, including Mobile Tickets, digital-only Gameday Programs, encouraging cashless payments where possible throughout the ballpark and other initiatives.

Sanitization – Making sure all areas of Trustmark Park undergo enhanced cleaning and sanitizing before guests enter, following the protocols set by local, regional, and national health and government agencies.

The health and safety of our guests, employees, players, coaches, and training staff is the top priority for Mississippi Braves. The M-Braves are committed to practicing the best and safest efforts to keep the community safe when attending baseball games and other events at Trustmark Park.

The steps outlined below are intended to protect our guests, employees, players, coaches, and training staff. We will continue to follow the guidance of local, regional, and national health and government agencies, and commit to developing policies and procedures for safely hosting various events at Trustmark Park. The input of the Atlanta Braves, Major League Baseball, and both local and regional health partners will play a significant role in informing the policies below, which may change and adapt as needed.



PART OF THE 120



In an announcement made by Major League Baseball on February 12, the Mississippi Braves were one of 120 Minor League clubs that have agreed to accept MLB's Professional Development League (PDL) license. This agreement will continue the M-Braves as the Double-A affiliate of the Atlanta Braves for the next ten years.

"On behalf of the M-Braves, we are honored to be invited to continue as the Atlanta Braves Double-A franchise," said Mississippi Braves Vice President and General Manager Pete Laven. "Since 2005, fans in central Mississippi have witnessed future major league talent on the diamond at Trustmark Park and we look forward to featuring the stars of tomorrow here in Pearl for years to come."

The announcement also included a new league structure for the M-Braves, who are part of the Double-A South. The eight-team circuit consists of eight former members of the Southern League, split into two divisions. Mississippi will be in the South Division along with the Biloxi Shuckers (Milwaukee Brewers), Montgomery Biscuits (Tampa Bay Rays), and Pensacola Blue Wahoos (Miami Marlins). The North Division will consist of the Birmingham Barons (Chicago White Sox), Chattanooga Lookouts (Cincinnati Reds), Rocket City Trash Pandas (LA Angels), and Tennessee Smokies (Chicago Cubs).

In 16 seasons, the M-Braves have produced 150 alumni that have played Major League Baseball, including 32 MLB All-Star Game appearances, 11 Silver Sluggers, 12 Gold Gloves, 11 World Series champs, two Rookies of the Year, an NL MVP and NL Manager of the Year. Braves first baseman Freddie Freeman made history this season by becoming the Braves' first National League MVP since Chipper Jones in 1999 and fourth overall since the club moved to Atlanta in 1966. Freeman also becomes the first M-Braves alum to claim the award. Braves manager Brian Snitker, the 2018 NL Manager of the Year, served as Mississippi's inaugural skipper in 2005.

The current Atlanta Braves 40-man roster includes 22 former M-Braves (Freeman, **Charlie Morton**, **Dansby Swanson**, **Johan Camargo**, **Ozzie Albies**, **Max Fried**, **A.J. Minter**, **Sean Newcomb**, **Ronald Acuña Jr.**, **Mike Soroka**, **Chad Sobotka**, **Touki Toussaint**, **Bryse Wilson**, **Alex Jackson**, **Jacob Webb**, **Austin Riley**, **Huascar Ynoa**, **William Contreras**, **Cristian Pache**, **Ian Anderson**, **Patrick Weigel** and **Tucker Davidson**).

Some of the best to ever play for the Braves have worn the Mississippi logo in rehab appearances, including Hall-of-Famers **John Smoltz**, **Tom Glavine** and **Chipper Jones**.

THE HISTORIC MVP'S



Former Mississippi Braves first baseman **Freddie Freeman** and outfielder **Drew Waters** made history in 2019 and 2020.

Freeman became the first Atlanta Braves player to win National League MVP since **Chipper Jones** in 1999 and fourth overall since the club moved to Atlanta in 1966. Freeman also is the first M-Braves alum to claim the MVP award.

Freeman hit .341 during the 2020 season, with an MLB-leading 23 doubles, 13 homers, 53 RBIs, and 51 runs scored while playing all 60 games. Freeman's success continued in the postseason, hitting .360 in the seven-game NLCS against the Dodgers, blasting two home runs and driving in and scoring six runs.


Freeman was promoted to Mississippi from High-A Myrtle Beach on July 3, 2009, and made his M-Braves debut the next day at Trustmark Park vs. Jacksonville. The big first baseman finished his 2009 campaign in Pearl and was placed on the injury list from Aug. 24 to the season's remainder. The then 19-year-old Braves prospect posted a .248 batting average with two homers, 24 RBI, eight doubles, 15 runs, and .308 on-base percentage over 41 games in the difficult Southern League. His first Double-A home run came on Tropical Beach Night at Trustmark Park, July 18, 2009, plating fellow 19-year-old Jason Heyward in a loss to the Huntsville Stars. Freeman and Heyward helped guide the M-Braves to 65 victories that season.

Waters was named the Most Valuable Player of the Southern League for his performance with the Mississippi Braves during the 2019 season.

At 20 years old, Waters became the youngest player to win the award since Delmon Young won league MVP in 2005 for the Montgomery Biscuits at age 19. Waters is the first Mississippi Brave to win the award, and first for the franchise, since **Ryan Klesko** and **Javy Lopez** won in back-to-back seasons in 1991-92.

Over 108 Southern League games, Waters led the league in batting average (.319), hits (134), doubles (35), triples (9) and extra-base hits (49).


His .319 batting average matched the club record, joining **Ozzie Albies** at the top of the list.



The midseason Southern League All-Star posted an 18-game hit streak and league-best 30-game on-base streak, May 23-June 26, which was the third-longest in M-Braves history. Waters recorded four four-hit games and 12 three-hit games this season and a league-best 39 multi-hit games. Waters was named a Postseason All-Star in the South Atlantic League while playing for the Rome Braves.

The Atlanta Braves selected Waters in the second round of the 2017 draft out of Etowah High School in Woodstock, Georgia.

BRIAN SNITKER AMONG FINAL CLASS



The Southern League of Professional Baseball Clubs added five members to the Southern League Hall of Fame's final class in February, 2020. Among the five-member class being inducted was former Mississippi and Greenville manager and current Atlanta Braves skipper Brian Snitker.

Snitker managed the Greenville Braves for three years before moving with the team to Pearl in 2005. The inaugural Mississippi Braves club had some of the brightest prospects in the organization and promoted an unprecedented 11 players to Atlanta, including Jeff Francoeur and Brian McCann. Snitker compiled a 260-283 (.479) record over four seasons as Atlanta's Double-A manager, three in Greenville and one in Mississippi. As a player, Snitker spent three seasons with Double-A Savannah in the Southern League from 1978-1980. In 108 career minor league games, primarily as a catcher, "Snit" hit .254 with 23 home runs, 112 RBIs, and ten stolen bases.


"The Southern League has a long and proud baseball history, and it's an honor to be recognized as a member of the 2020 Hall-of-Fame class," said Snitker. "It was a privilege to be able to manage so many talented young players in Greenville and Mississippi that have gone on to have tremendous careers."

Snitker is the fourth representative of the Braves in the Southern League Hall-of-Fame, which began in 2014, joining Dale Murphy (Savannah, 2014), Chipper Jones (Greenville, 2015), and Tom Glavine (Greenville, 2017).

Since taking over as the Braves manager in 2016, Snitker has compiled a 353-317 record (.527). In 2018, Snitker guided the Braves to 90 wins and the N.L. East title, an 18-win improvement from the previous season and 17-of-30 first-place votes and 116 points, 17 more than Milwaukee's Craig Counsell to win the BBWAA N.L. Manager of the Year award. Before Snitker, Bobby Cox (1991, 2004-05) was the only other Braves manager to win the award. Snitker finished third in that voting in 2019 and fourth in 2020. Also, Snitker was the Sporting News' N.L. After being named Manager of the Year in consecutive seasons, 2018-19, becoming the fifth manager in history to win in back-to-back seasons. The award has been given out annually since 1936. Snitker is in his 45th season in the Braves organization, including his sixth as the major-league manager.

Snitker joined the organization in 1977 as a non-drafted free agent. He spent seven seasons as the major league club's third-base coach from 2007 to 2013. He also had two stints with the major league staff as the bullpen coach in 1985 and from 1988 to 1990. Snitker began the 2016 season as the Manager at Triple-A Gwinnett before joining the Braves in Pittsburgh for his first game, a 12-9 loss, on May 17. He earned his first win the next day against the Pirates, and his first home win came on May 27 vs. Miami. The team went 59-65 (.476) over the final 124 games.

Serving 20 seasons as a minor-league manager, Snitker compiled an overall record of 1,301-1,309 (.498). He managed at Triple-A (Gwinnett, 2014-16; Richmond, 2006), Double-A (Mississippi, 2005; Greenville, 2002-04), High-A (Myrtle Beach, 1999-2001), Single-A (Macon, 1997-98, 1992; Durham, 1987 and 1983-84, Sumter, 1986, Anderson, 1982) and Rookie Level (Danville, 1996). Five of his minor-league clubs advanced to postseason play, and he won two league titles (consecutive championships with Myrtle Beach in 1999-2000) and two managers of the Year Awards (Myrtle Beach in 1999-2000).



Snitker began his coaching career as a roving instructor for the Braves in 1981 and was originally hired by Hank Aaron. He served as a coach in the Atlanta farm system for three seasons, 1993 and 1994 (Danville) and 1995 (Durham). The former catcher played four seasons (1977-80) in the minors. Born October 17, 1955, in Decatur, Illinois, Snitker graduated from Macon (Ill.) High School and played baseball at the University of New Orleans. Brian and his wife Veronica reside in Marietta, Ga, and have two children, Erin and Troy, and two grandchildren. Troy was drafted by Atlanta in the 19th round of the 2011 draft and is now the assistant hitting coach with Houston.

MISSISSIPPI BRAVES FIRSTS

Mississippi Braves Firsts

First Game

April 18, 2005 vs. Montgomery

Attendance: 7,062

TOG: 2:50

Lost: 11-6

WP: Chris Seddon LP: Anthony Lerew

First Pitch

Anthony Lerew, 7:45 pm CT

First Batter

Michael Curry, Montgomery

First Braves Batter

Jonathan Schuerholz

First Hit

Fernando Cortez, Montgomery (single)

First Braves Hit

Jonathan Schuerholz (single)

First Double

Jeff Francoeur

First Triple

Delmon Young, Montgomery

First Braves Triple

Gregor Blanco

First Homer

Chairon Isenia, Montgomery

First Braves Homer

Scott Thorman

First Back-to-Back Homers

S. Thorman/B. McCann (4/20)

First RBI

Delmon Young, Montgomery

First Braves RBI

Scott Thorman

First Run Scored

Fernando Cortez, Montgomery

First Braves Run Scored

Jonathan Schuerholz

First Stolen Base

Fernando Cortez (4/19)

First Braves Stolen Base

J. Schuerholz (3rd)/

W. Timmons (2nd) - (4/19)

First Error

Wes Timmons

First Strikeout


Michael Curry by Anthony Lerew

First Walk

Luis Hernandez



Jeff Francoeur



Scott Thorman

COMMUNITY INITIATIVES

Trustmark Park – Vaccination Site

Since January, Trustmark Park has operated as one of the largest vaccination sites in the state of Mississippi. The Mississippi Braves have provided this to the Mississippi Department of Health, free of charge.

Nearly 100,000 Mississippians have received a Pfizer Covid-19 vaccination at Trustmark Park. MSDH and the Mississippi Army National Guard have provided almost 100,000 Mississippians with a Covid-19 vaccination. Trusty and Tommy Hawk have delivered hot dogs, chips, and drinks to all the workers as a thank you for getting Mississippi vaccinated!



Hot Dog Happy Hours

Since we couldn't enjoy ballpark food at Trustmark Park in 2020, the Mississippi Braves delivered a "Hot Dog Happy Hour" to our local #HealthcareHeroes. From April to December, the Mississippi Braves front office and mascots visited each local hospital and numerous Healthcare Clinics, serving over 2,500 hot dogs. When the M-Braves arrive, they provide a takeout meal all doctors, nurses, support staff and during their shifts that includes a hot dog, chips, and drink free of charge. On top of the meal, the M-Braves create a ballpark-like environment with music and photo opportunities.



Mississippi Braves Partner with Medgar & Myrlie Evers Institute

In conjunction with the Atlanta Braves, the Mississippi Braves initiated a partnership with the Medgar & Myrlie Evers Institute in their extraordinary effort to empower the youth of color in central Mississippi through education and community activation. In keeping with the Atlanta Braves Foundation's mission to support youth-serving programs in our community, a grant for \$5,000 was presented to the Medgar & Myrlie Evers Institute at Trustmark Park on Friday, September 11, 2020.

The Evers Youth Empowerment Scholars program (E.Y.E.S.) is about providing Mississippi youth of color with education, training, character development, and team-building skills that will empower them to become actively engaged in their communities. Program components include academic training, community service, and physical activity. These activities instill within our youth honor, confidence, hope, forgiveness, and responsibility. Values we want to see all of our youth embody each day.



In addition to the monetary investment, the M-Braves participated in virtual conversations with these youth scholars about baseball opportunities. Reena Evers-Everette, executive director of the Medgar & Myrlie Evers Institute, and daughter Medgar and Myrlie Evers worked with the M-Braves on a pilot program, "Virtual Healing Café-A Seat at the Table." The program provides skills training and support services—also addressing community trauma aligned with concepts of building resilience, socio-emotional, and social justice awareness. In an award ceremony held at Canton High School in March, scholars praised the program to give them a voice and encourage them to be leaders in their community. Students were awarded between \$100 and \$150, Braves game tickets, books, and other gifts for their outstanding participation.

"The Medgar & Myrlie Evers Institute is excited about the partnership with the Atlanta and Mississippi Braves," said Reena Evers-Everette. "Now especially, with elevated conversations about racism and demands for change, it is inspiring to have the Atlanta and Mississippi Braves support our mission."

"Although great strides in the field of human relations have been made, we cannot let up now!"

~ Medgar Evers, April 1961

MISSISSIPPI BRAVES FIRSTS

Mississippi Braves Firsts

First Game

April 18, 2005 vs. Montgomery

Attendance: 7,062

TOG: 2:50

Lost: 11-6

WP: Chris Seddon LP: Anthony Lerew

First Pitch

Anthony Lerew, 7:45 pm CT

First Batter

Michael Curry, Montgomery

First Braves Batter

Jonathan Schuerholz

First Hit

Fernando Cortez, Montgomery (single)

First Braves Hit

Jonathan Schuerholz (single)

First Double

Jeff Francoeur

First Triple

Delmon Young, Montgomery

First Braves Triple

Gregor Blanco

First Homer

Chairon Isenia, Montgomery

First Braves Homer

Scott Thorman

First Back-to-Back Homers

S. Thorman/B. McCann (4/20)

First RBI

Delmon Young, Montgomery

First Braves RBI

Scott Thorman

First Run Scored

Fernando Cortez, Montgomery

First Braves Run Scored

Jonathan Schuerholz

First Stolen Base

Fernando Cortez (4/19)

First Braves Stolen Base

J. Schuerholz (3rd)/

W. Timmons (2nd) - (4/19)

First Error

Wes Timmons

First Strikeout


Michael Curry by Anthony Lerew

First Walk

Luis Hernandez




Jeff Francoeur



Scott Thorman

FRONT OFFICE STAFF



Mississippi Braves

Trustmark Park
1 Braves Way • Pearl, MS • 39208
P.O. Box 97389 • Pearl, MS • 39288

General Information: 601-932-8788
Website: www.mississippibraves.com
Toll-Free Information & Tickets: 888-BRAVES4

Media Phone: 601-932-8788
Media Email: chris.harris@braves.com
Media Central: www.mississippibraves.com/about/media-center
Press Box: (601) 664-7712 • Fax: (601) 936-3567



Mississippi Braves Management & Staff

Executives

Exec. VP of Minor League Affiliates and Strategic Planning.....	Chip Moore
Vice President/General Manager	Pete Laven
Assistant General Manager/Director of Sales	Tim Mueller

Full-Time Staff (alphabetical order)

Account Executive	Garrett Butler
Head Groundskeeper.....	Will Earnhart
Director of Stadium Operations	Zach Evans
Account Executive	Darius Green
Director of Communications, Media & Broadcasting	Chris Harris
Director of Group Sales	David Kerr
Director of Promotions & Entertainment.....	All Nerini
Ticket Manager	Jeff Olson
Office Manager	Christy Shaw
Food & Beverage Director	Felicia Thompson
Director of Fun.....	Trusty

2021 Trainees (alphabetical order)

Merchandise	G'Montae Banks
Stadium Operations.....	Alex Happoldt
Video & Information.....	Ryan Taylor
Ticket Office	Ryan Ward

Clubhouse Operations

Home Clubhouse Manager.....	Marcus Commander
Visiting Clubhouse Manager	Brandon Knight

Field Staff

Wyatt Toregas	Manager
Dan Meyer	Pitching Coach
Einar Diaz	Hitting Coach
Devon Travis.....	Coach
Dan Leja	Athletic Trainer
Ryan Meehan.....	Strength Coach

VICE PRESIDENT/GENERAL MANAGER



Laven enters his third year as Vice President and General Manager for the Mississippi Braves. During his first season in 2019, Laven guided the organization to an 8.25% growth in attendance from 2018. Despite the 2020 season being canceled, Laven kept the organization alive in the community, putting on socially distanced events for Movie Nights, Graduations, Independence Day and Target Golf. He joined the Braves after spending the 2018 baseball season as Director of Corporate Partnerships for the Chicago Dogs (American Association). Prior to 2018, Laven spent five years as President of Salvi Sports Enterprises, overseeing two Independent League franchises, the Schaumburg Boomers (Frontier League) and Gary SouthShore RailCats (American Association). Laven held the additional role of General Manager of the Boomers from 2015-17.

Laven spent 13 seasons with the Arkansas Travelers, Double-A Texas League affiliate of the Los Angeles Angels. Following the 2006 season, the Travelers' final season at Ray Winder Field, which also featured the Texas League All-Star Game, Laven was recognized as the 2006 Texas League Executive of the Year. In September 2006, he received the first-ever "Closer Award" as the top salesperson in Minor League Baseball. After three years as the club's Assistant General manager (2004-06), Laven was promoted to General Manager by the team's Executive Committee in 2007 and served as the Travs' GM for six seasons. Laven ascended through the organization, beginning as a Stadium Operations Intern in 1992 and returned as the Director of Stadium Operations in 1993.

Between two stints in Arkansas, Laven spent one season as Account Executive for the Kane County Cougars (1994), one season as Assistant General Manager for the Albany Polecats (1995), and four seasons as Director of Food and Beverage and Director of Sales with Piedmont (NC) Boll Weevils (1996-99). His second stint with the Travelers began in 2000, taking on responsibilities such as planning promotions, advertising, ticket sales, and public relations until being named Assistant General Manager in 2004.

A native of LaGrange, Illinois, Laven graduated from Eastern Illinois University in 1991. He and his wife, Holly, have one daughter, Kellan.

Q & A with Pete:

Number of years with the M-Braves (including 2021): 3

What you love most about working for the M-Braves: Seeing, hearing, and feeling the fans doing The Chop during a late-game rally

Hometown: LaGrange, IL

States you've lived in: (5) IL, AR, GA, NC, MS

Spouse's Name/Year you were married: Holly since 2000

Children: Daughter Kellan (10)

College degree/year/school: BA Journalism / 1991 / Eastern Illinois University

Sports idol(s) as a youth: Walter Payton / Bill Buckner

As a child, you dreamed of becoming: The second baseman for Chicago Cubs

Other sports teams/properties you've worked for (Include year's/season): Arkansas Travelers (1992-93); Kane County Cougars (1994); Albany Polecats (1995); Piedmont Boll Weevils (1996-1999); Arkansas Travelers (2000-2012); Salvi Sports Enterprises: Schaumburg Boomers / Gary SouthShore Railcats (2013 - 2017); Chicago Dogs (2018); Mississippi Braves (2019- present)

Sports played growing up: Football, Baseball, Basketball, Tennis

An interesting fact about you: Attended the first night game at Wrigley Field on 8/8/88. The game rained out in 3rd inning

Favorite Food(s): Almonds from visiting clubhouse

Favorite Music and/or Artist & Walk-up Song: Widespread Panic, Built to Spill, RL Burnside. Walk-Up: Aneurysm by Nirvana

Favorite College & Pro team(s) (Minus the Mississippi Braves): Notre Dame football and Chicago Bears

Favorite Sports Movie: Hoop Dreams

Favorite Recreational Activities/Hobbies: Seeing live music and painting



ASSISTANT GM / DIR. OF SALES



Mueller is in his third year with the Mississippi Braves as Assistant General Manager and 26th year in minor league baseball. Prior to joining the Braves, Tim served as the General Manager of the West Virginia Power and VP/GM of the Kannapolis Intimidators.

In Tim's role as AGM, he assists the GM and staff in all team and stadium operations with an emphasis on creating strong partnerships in the community.

Tim is a graduate of Methodist College, where he earned a BS degree in Physical Education and was a member of their NCAA III football team. Tim attended Ocala (FL) Vanguard High School where he played football and baseball, was a member of the National Honor Society and Mu Alpha Theta and was an Anchor Sweetheart. Fun Fact - longtime NFL quarterback Daunte Culpepper was a freshman and scout team quarter-

back during Tim's senior year at Vanguard.

Tim is a member of the Flowood Rotary Club and is a Paul Harris Fellow. Tim attends Word of Life Church and continues to get more involved with our local chambers of commerce and charities.

Q & A with Tim:

Number of years with the M-Braves

(including 2021): 3

What you love most about working for

the M-Braves: Being a part of a highly respected organization

Hometown: Ocala, FL

States you've lived in: Wisconsin, Florida, North Carolina, West Virginia, Mississippi

Any Pets? My dog Lags

College degree/year/school: BS in Physical Education w/ Concentration in Sports Mgmt/1996/Methodist College

Sports idol(s) as a youth: Mike Singletary

As a child, you dreamed of becoming: NFL star

Other sports teams/properties you've worked for (Include year's/season): Fayetteville Generals/Cape Fear Crocs (1996-2000) Piedmont Bollweevils/Kannapolis Intimidators (2000-2011), West Virginia Power (2012-2019)

Sports played growing up: Football, Baseball, Basketball, Volleyball

An interesting fact about you: Depends on who is asking

Favorite Food(s): Ribeye, Steamed oysters

Favorite Music and/or Artist & Walk-up Song: Hendrix / Voodoo Child

Favorite College & Pro team(s) (Minus the Mississippi Braves): Green Bay Packers and Wisconsin Badgers

Favorite Sports Movie: The Program

Favorite Recreational Activities/Hobbies: Cooking, Yard work, and anything in or on the water.



MEDIA RELATIONS



DIRECTOR OF COMMUNICATIONS, MEDIA & BROADCASTING

Harris is in his fourth year with the Mississippi Braves as Director of Communications and “Voice of the M-Braves.” and 13th overall in Minor League Baseball

The two-time Southern League Broadcaster of the Year (2013 and 2017) served as Director of Media Relations and Broadcasting for the Southern League’s Biloxi Shuckers during the organization’s first three seasons. Before moving to Biloxi in 2015, Harris served as Manager of Media Relations and Broadcasting and eventually Vice President of Communications for the Jackson (TN) Generals from 2009-2014.

Harris led the public relations efforts for Biloxi’s move into MGM Park after a 54-game road trip in 2015 and oversaw the national coverage of the beginning of the franchise.

His career as a play-by-play broadcaster has led him to appearances on Seattle Mariners and Milwaukee Brewers broadcasts, the 2011 Southern League Home Run Derby and All-Star Game, and 2015 exhibition game between the Biloxi Shuckers and Milwaukee Brewers. He surpassed the 1,500 game plateau during the 2019 season. During the baseball offseason, Harris is a play-by-play broadcaster for Sun Belt Conference basketball games on the ESPN family of networks.

Harris graduated from Bethel University (TN), where he also played baseball, with a business management degree in 2007. Along the road to a diploma, he made stops at Motlow State CC and Memphis. Harris also still ranks third in Tennessee state history in high school home runs (48) and RBI’s (208) during his time at Jackson (TN) Christian School.

Q & A with Chris:

Number of years with the M-Braves (including 2021): 4

What you love most about working for the M-Braves: Being owned and operated by the Atlanta Braves and getting out in the community to promote our Reading Program, etc.

Hometown: Lexington, TN

States you’ve lived in: Tennessee and Mississippi

College degree/year/school: B.S. Communications/2007/ Bethel U

Sports idol(s) as a youth: Penny Hardaway, Mark McGwire, Jack Buck

As a child, you dreamed of becoming: Major League Baseball Player

Other sports teams/properties you’ve worked for: Memphis Grizzlies (intern: ‘06), West Tenn Diamond Jaxx/Jackson Generals (‘09-‘14), Biloxi Shuckers (‘15-‘18), UL-Monroe/ESPN+ (‘18-21).

Sports played growing up: Baseball, Basketball, Golf.

An interesting fact about you: My Tennessee Little League team won the State Championship in 1997 and lost to eventual U.S. Champion Bradenton, FL in the Southern Region Finals, one round from competing in the Little League World Series in Williamsport, PA.

Favorite Food(s): Seafood

Favorite Music and/or Artist & Walk-up Song: Foo Fighters/Welcome to the Jungle by Guns N’ Roses

Favorite College & Pro team(s) (Minus the Mississippi Braves): Memphis Tigers, Memphis Grizzlies

Favorite Sports Movie: 1. The Natural, 2. Field of Dreams, 3. Major League II, 4. Remember the Titans, 5. Bull Durham

Favorite Recreational Activities/Hobbies: Golf, Hiking, Netflix



MANAGER AND STAFF



MANAGER



2021 MANAGER - WYATT TOREGAS

Former major league catcher Wyatt Toregas (tuh-ray-gus) will lead the 2021 Mississippi Braves and become the club's eighth field manager. Joining Toregas on the staff will be pitching coach Dan Meyer and hitting coach Einar Díaz. Both are returning to the Braves organization but will be coaching in their first seasons with Mississippi. Dan Leja is the club's athletic trainer, and Ryan Meehan is the strength coach.

Toregas, 38, is a former catcher who played in 22 major-league games across two seasons with Cleveland (2009) and Pittsburgh (2011). After spending the previous five minor-league seasons managing in the Pittsburgh Pirates organization, the upcoming campaign will be his first with the Braves, including most recently with High-A Bradenton

in 2019. In five seasons, Toregas holds a 293-263 (.527) record as a skipper.

"I am extremely excited to be a part of the Mississippi Braves staff for the 2021 season," added Toregas. "I believe I can speak for everyone when I say that the return of minor league baseball in 2021 is a step in moving back to a state of normalcy. This pandemic has caused a strain for everyone in some way or another and I hope that we can bring some joy back to the people of this community through the connection with the players and staff on this team."

A native of Reston, Virginia, Toregas played three years of college ball at Virginia Tech before being selected in the 24th round by Cleveland during the 2004 Major League Baseball draft. He hit every level of the Indians minor league system before eventually making his major league debut with the Indians on August 1, 2009, one day after regular catcher Victor Martinez was traded to the Boston Red Sox. He went 1-for-5 with an RBI in his debut against the Detroit Tigers.



Toregas spent 2012 as a player-coach for Indianapolis before getting the call to be a part of Clint Hurdle's staff with the Pirates, doing advance video work scouting future opponents during the 2013 and 2014 seasons. In 2015 he was named the West Virginia Black Bears' inaugural manager and led the club to a New-York Penn League championship in Morgantown's first two seasons. In 2015, he guided the West Virginia Black Bears to the New York-Penn League championship in his first season as a minor league manager. He spent the 2017 and 2018 seasons as the manager for the Low-A West Virginia Power.

Toregas' Managerial Record

Year	Team	Class	W	L	W-L %
2015	WV Power	Short-A	42	34	.553
2016	WV Power	Short-A	38	38	.500
2017	WV Black Bears	Low-A	69	67	.507
2018	WV Black Bears	Low-A	71	62	.534
2019	Bradenton	High-A	73	62	.541
5 Seasons			293	263	.527
Short-A			140	129	.520
Low-A			80	72	.526
High-A			73	62	.541

Toregas currently resides in Ashburn, Virginia, with his wife Holly and three children.

Chickasaw Nation, a Native American nation located in Oklahoma. His heritage comes from his grandmother, Jalna Wenonah "Maw" Wolf Toregas, who was an actress and ballroom dancer. She lived to be 103 years old.

FIELD STAFF


PITCHING COACH - DAN MEYER



Meyer, 38, enters his first season as M-Braves pitching coach and seventh overall with the Braves. Meyer attended James Madison University and is a native of Woodbury, New Jersey. Meyer was a former first-round pick of the Braves in 2002 who played parts of five seasons with the Braves, Oakland Athletics, and Florida Marlins as a left-handed reliever. Meyer made his major league debut for the Braves in 2004; he gave up no runs in two innings. The Braves won the division that year, and Meyer was the youngest pitcher on a staff whose age averaged 30.1 years old. Meyer became the key prospect in a major trade with the Oakland Athletics in December 2004, being sent to Oakland alongside pitcher Juan Cruz and outfielder Charles Thomas for Tim Hudson.

Meyer has played a vital role in developing many current Atlanta Braves pitchers, including Ian Anderson, Mike Soroka, Max Fried, and others. The New Jersey native became a coach with the Danville Braves in 2014 and was promoted to Minor League Pitching Rehab Coordinator by the Braves before the 2015 season. He served as pitching coach for the Rome Braves from 2016-2018 and Florida Fire Frogs in 2019. He was scheduled to return to Florida in 2020 before the season was canceled due to Covid-19.


HITTING COACH - EINAR DIAZ



Díaz, 48, (Ay-NAR) enters his first season as hitting coach with the M-Braves and second in the Braves organization. Díaz spent his first season with the organization as a coach with Triple-A Gwinnett following six seasons (2013-18) on the Major League staff of the Baltimore Orioles. He assisted in all aspects of Orioles coaching from 2016-18 after spending 2013-15 as the assistant hitting coach. Díaz's 12-year coaching career includes five seasons in the Orioles minor league system and two spent as the manager for rookie-level Bluefield (2009-10), where he compiled a record of 56-80 (.412). He also served as the field coach at four different levels, including the rookie-level Gulf Coast League Orioles (2008), Short-A Aberdeen (2008), Double-A Bowie (2011), and Class-A Delmarva (2012).

A native of Chiriquí, Panama, Díaz was signed by the Cleveland Indians as an amateur free agent in 1990 and went on to play 11 Major League seasons as a catcher with Cleveland (1996-2002), Texas (2003), Montreal (2004), St. Louis (2005), and LA Dodgers (2006). He batted .254 with 21 home runs and 202 RBIs in 673 regular-season games and appeared in 11 postseason games with the Indians (1998-99, 2001).

COACH - DEVON TRAVIS



Travis, 30 enters his first season as a coach with the M-Braves and first with the Atlanta Braves organization. This will be Travis' first coaching position after four Major League seasons and seven overall seasons in pro ball. Originally a 13th-round pick out of Florida State in the 2012 draft, Travis turned some heads in his early days in the Tigers' farm system, even landing on Baseball America's top-100 prospect ranking prior to the 2014 season. In an intriguing swap of promising young talents in November 2014, Detroit traded Travis to the Blue Jays for Anthony Gose, and Travis made an immediate impression in his rookie season. Quickly stepping into everyday second base duties for Toronto, Travis hit .304/.361/.498 with eight home runs in 239 plate appearances for the eventual AL East champions, though a shoulder injury ended Travis' season in late July and prevented him from taking part in the Jays' push to the ALCS.

Unfortunately, injuries became the story of Travis' career. He endured two different shoulder surgeries as well as surgeries on both knees, Travis ended up playing in only 316 games (all with Toronto) from 2015-18, and hitting .274/.314/.437 with 35 homers over 1, 246 plate appearances. Travis was outrighted from their 40-man roster following the 2019 campaign.

Travis embarks on this new phase of his baseball career under the familiar eye of Braves president of baseball operations Alex Anthopoulos, who brought Travis to Toronto in Anthopoulos' previous job as the Jays' GM.

TRAINING STAFF/INFORMATION



ATHLETIC TRAINER - DAN LEJA

Trainer Dan Leja enters his first season with the Mississippi Braves and Braves organization. Leja joins the Braves in 2021 after spending the 2019 season as an athletic trainer for the San Diego Padres Triple-A affiliate, El Paso Chihuahuas.

Before 2019, Leja spent three seasons with the Toronto Blue Jays organization. He served as the athletic trainer for the High-A Dunedin Blue Jays in 2018 and the Vancouver Canadians in 2016 and 2017. Prior to his work in the Blue Jays system, Leja worked for the Tampa Bay Rays (2015) and Arizona Diamondbacks (2013). He holds a Bachelor's Degree from Grand Valley State University and a Master's from the University of North Carolina at Pembroke.



STRENGTH & CONDITIONING COACH - RYAN MEEHAN

Strength and Conditioning Coach Ryan Meehan enters his first season with the M-Braves and third in the Atlanta Braves organization. Meehan was set to return for his third season with the Rome Braves in 2020 before COVID-19 canceled the season.

Meehan received his bachelor's degree in exercise science from the University of Mississippi and his master's degree in exercise physiology from Kennesaw State University. Meehan served as a graduate assistant under the sports performance department at Kennesaw State. He worked closely with the softball, men's and women's tennis, women's golf, and the spirit squad for the Department of Athletics.

Meehan was a strength and conditioning intern at Ole Miss. He assisted strength coaches with student-athletes that competed for baseball, softball, track, and field, men's tennis, women's basketball, and women's volleyball. Meehan also helped with weight training and conditioning, set-up and breakdown of the weight room, and programming and projects in the training facilities.



VIDEO & INFORMATION TRAINEE - RYAN TAYLOR

Ryan Taylor graduated from the University of Nebraska in 2020 with degrees in Journalism and Spanish. An Omaha, NE native, Ryan has a lifelong passion for baseball and is thrilled to be with the Mississippi Braves organization this season as a video and information trainee.



2021 ROSTER



Greyson Jenista received a non-roster invitation to Atlanta's Spring Training in 2020 and played in nine games. He went 3-for-12 (.250) with two home runs, two RBI, two walks and four runs scored. He was one of four Braves' to hit multiple home runs during the spring slate.

2021 ROSTER



INF | C.J. ALEXANDER

BATS: LEFT**HEIGHT:** 6-5**DOB:** 7/17/96**BORN:** MERRILLVILLE, IN**PREP:** CROWN POINT HIGH SCHOOL**TWITTER:** @CALEXANDER_52**ACQUIRED:** 20TH ROUND (592ND OVERALL), 2018**THROWS:** RIGHT**WEIGHT:** 215**OPENING DAY AGE:** 24**RESIDES:** FORT WAYNE, IN**COLLEGE:** STATE COLLEGE OF FLORIDA****ATLANTA BRAVES #20 PROSPECT (MLB)******2021 Spring Training:**

Received a non-roster invite to Atlanta's spring training...Went 2-for-10 with two runs, a double, and appeared in ten total games this spring.

2020 Season:

Appeared in two spring training games...Took two at-bats and went hitless with a strikeout...Ended the season ranked by MLB.com as Atlanta's No. 18 prospect.

Minor League Highlights:

2019: In his first full professional season, limited to 43 games because of two separate injuries...Hit .117 (15-for-128) with two doubles, two home runs and eight RBI between High-A Florida and Double-A Mississippi...Sideline three months with right elbow inflammation, from 4/18-7/5, and missed time with a fractured right thumb, 8-18-end of the season...Hit his only two homers in the same game, on 8/7 at Jacksonville, his first career multi-homer game.

2018: Split his debut season between three levels of the Atlanta system, combining to bat .352/.429/.495 in 52 games between the GCL Braves, rookie-level Danville and High-A Florida...Ranked in the Top 10 among Atlanta's farmhands (min. 200 PA) in batting average (1st, .352), on-base percentage (2nd, .429), OPS (2nd, .924) and slugging percentage (4th, .495)... Played just three months after being drafted, and in each month, won a Player of the Month award from the organization – one at each level...Was the GCL Braves recipient for June, the Danville Braves recipient for July and the Florida Fire Frogs recipient for August.

Amateur:

Played three seasons collegiately between Ball State University in Muncie, Ind., 2016-17, and the State College of Florida, Manatee-Sarasota, 2018...Was the Suncoast Conference Player of the Year in 2018, his only season with the Manatees...Hit .405 (83-for-205) with 19 doubles, seven triples, 15 home runs and 64 RBI...Played high school baseball at Crown Point (IN) High before moving to Florida...Finished his high school career at Bishop Verot High in Fort Myers.

Personal: His brother, Blaze, was an 11th-round pick of the Arizona Diamondbacks in 2018...His father, Chuck, pitched professionally for five seasons in Cleveland's system.

Alexander's Career Stats:

Season	League	Team	AVG	G	AB	R	H	2B	3B	HR	RBI	BB	IBB	SO	SB	CS	OBP	SLG	OPS	PA	HBP	SAC	SF	GIDP
2018	Minors	2 Teams	.371	31	116	16	43	3	6	1	20	19	0	25	1	1	.457	.526	.982	138	1	0	2	0
2018	ROK	DAN	.354	22	82	10	29	3	4	0	12	13	0	21	1	1	.439	.488	.927	98	1	0	2	0
2018	ROK	BRA	.412	9	34	6	14	0	2	1	8	6	0	4	0	0	.500	.618	1.118	40	0	0	0	0
2018	A+	FLO	.325	21	80	5	26	5	1	1	7	8	0	17	3	1	.386	.450	.836	88	0	0	0	3
2019	A+	FLO	.133	19	60	4	8	1	0	0	1	14	1	18	3	1	.297	.150	.447	74	0	0	0	1
2019	AA	MIS	.103	24	68	6	7	1	0	2	7	8	0	25	0	0	.195	.206	.401	78	0	0	1	1
Career	AA	Multiple	.103	24	68	6	7	1	0	2	7	8	0	25	0	0	.195	.206	.401	78	0	0	1	1
Career	A(Adv)	Multiple	.243	40	140	9	34	6	1	1	8	22	1	35	6	2	.346	.321	.667	162	0	0	0	4
Career	ROK	Multiple	.371	31	116	16	43	3	6	1	20	19	0	25	1	1	.457	.526	.982	138	1	0	2	0
Career	Minors	Multiple	.259	95	324	31	84	10	7	4	35	49	1	85	7	3	.355	.370	.726	378	1	0	3	5



RHP | TROY BACON

BATS: RIGHT**HEIGHT:** 6-0**DOB:** 9/26/96**BORN:** TAMPA, FL**PREP:** SICKLES HIGH SCHOOL**ACQUIRED:** 4TH ROUND (110TH OVERALL), 2017**THROWS:** RIGHT**WEIGHT:** 190**OPENING DAY AGE:** 24**RESIDES:** TAMPA, FL**COLLEGE:** SANTA FE JC

2020 Season:

Did not play.

Minor League Highlights:

2019: Made 26 appearances, 25 starts, all with High-A Florida...Made six relief appearances in August and allowed one run in 12.1 innings (0.73 ERA), walking two and striking out 12...**2018:** Split his second professional season between High-A Florida and Single-A Rome, combining to go 3-2 with a 2.48 ERA (15 ER/54.1 IP), 55 strikeouts and four saves across 30 games...Ranked fifth among Atlanta relief farmhands (min. 30.0 IP) with a 2.48 ERA, and ranked in the top 10 among all Braves prospects in strikeout-to-walk ratio (7th, 3.63) and saves (T8th, 4). **2017:** Appeared in 13 games with the GCL Braves in his debut campaign, going 1-1 with a pair of saves and a 3.44 ERA (7 ER/18.1 IP)...Allowed four runs in 0.1 innings in his professional debut, before pitching to a 1.50 ERA (3 ER/18.0 IP) in his final 12 appearances.

Amateur:

In his one season at Santa Fe Junior College, he went 4-2 with a 1.23 ERA over 24 relief appearances, notching 59 strikeouts and just 11 walks in 44.0 innings. He also logged 15 saves. Bacon committed to Mississippi State before forgoing his scholarship to sign with the Braves.

Bacon's Career Stats:

Season	League	Team	W	L	ERA	G	SC	G	SH	SV	IP	H	R	ER	HR	HB	BB	IBB	SO	WHIP	AVG	AB	WP	BK	GIDP	TBF	NP-S
2017	ROK	BRA	1	1	3.44	13	0	0	0	2	18.1	11	7	7	1	1	7	0	22	0.98	.164	67	1	0	0	75	N/A - N/A
2018	A	ROM	1	1	2.08	12	0	0	0	3	17.1	16	7	4	1	0	3	1	19	1.10	.232	69	0	0	0	73	286 - 191
2018	A+	FLO	2	1	2.68	20	0	0	0	1	37.0	32	12	11	3	2	15	1	36	1.27	.227	141	0	1	1	160	649 - 427
2019	A+	FLO	4	3	4.13	26	1	0	0	0	48.0	49	27	22	5	1	18	0	59	1.40	.263	186	2	0	2	208	824 - 532
Career	A(Adv)	Multiple	6	4	3.49	46	1	0	0	1	85.0	81	39	33	8	3	33	1	95	1.34	.248	327	2	1	3	368	1444 - 934
Career	A(Full)	Multiple	1	1	2.08	12	0	0	0	3	17.1	16	7	4	1	0	3	1	19	1.10	.232	69	0	0	0	73	286 - 191
Career	ROK	Multiple	1	1	3.44	13	0	0	0	2	18.1	11	7	7	1	1	7	0	22	0.98	.164	67	1	0	0	75	N/A - N/A
Career	Minors	Multiple	8	6	3.28	71	1	0	0	6	120.2	108	53	44	10	4	43	2	136	1.25	.233	463	3	1	3	516	1730 - 1125

2021 ROSTER



C | HENDRIK CLEMENTINA

BATS: RIGHT**HEIGHT:** 6-2**DOB:** 6/17/97**BORN:** WILLEMSTAD, CURACAO**THROWS:** RIGHT**WEIGHT:** 250**OPENING DAY AGE:** 23**RESIDES:** WILLEMSTAD, CURACAO**ACQUIRED:** MINOR LEAGUE FREE AGENT ON FEBRUARY 11, 2021**2020 Season:**

Played for Unipol Bologna of the Italian Baseball League and hit .278 (5-for-18) with three home runs, 11 RBI, five walks and a .440 OBP in six games.

Minor League Highlights:

2019: Named a Florida State League Mid-Season All-Star with High-A Daytona...Ranked among all Reds farm hands in home runs (14, T5th) and RBI (54, T7th). **2018:** Selected a Midwest League Mid- and Post-Season All-Star with Single-A Dayton...Slugged a career-best .497 in 96 games...His 18 home runs were fourth among Cincinnati minor leaguers...Named by the organization as the Reds' Minor League Player of the Month for May. **2017:** Split the season between the Reds and Dodgers organizations...Selected a Pioneer League Mid-Season All-Star with the Dodgers' Ogden affiliate...Traded to Cincinnati on 7/31 along with OF Scott Van Slyke for LHP Tony Cingrani...Then he was also tabbed a Pioneer League Post-Season All-Star as a member of the Reds' Billings' affiliate...**2014:** In his first professional season, named to the Dominican Summer League All-Star team.

Clementina's Career Stats:

Season	League	Team	AVG	G	AB	R	H	2B	3B	HR	RBI	BB	IBB	SO	SB	CS	OBP	SLG	OPS	PA	HBP	SAC	SF	GIDP
2014	ROK	DSL DOD	.275	49	182	22	50	11	1	2	18	6	1	32	3	3	.314	.379	.694	195	5	0	1	6
2015	ROK	DOD	.284	26	81	12	23	5	0	0	10	7	0	22	1	1	.348	.348	.694	92	2	0	2	4
2016	ROK	DOD	.217	44	157	22	34	4	1	6	23	14	0	42	2	0	.286	.369	.655	175	2	0	2	4
2017	Minors	2 Teams	.303	51	188	30	57	11	0	6	35	17	0	41	0	0	.371	.457	.828	214	5	1	3	11
2017	ROK	OGD	.370	24	92	17	34	5	0	4	25	10	0	16	0	0	.439	.554	.994	108	3	1	2	3
2017	ROK	BIL	.240	27	96	13	23	6	0	2	10	7	0	25	0	0	.302	.365	.666	106	2	0	1	8
2018	A	DAY	.268	96	340	38	91	22	1	18	59	30	3	99	1	0	.327	.497	.824	376	2	0	4	5
2019	A+	DBT	.249	91	338	30	84	13	0	14	54	19	0	92	1	0	.296	.411	.707	365	5	0	3	10
Career	A(Adv)	Multiple	.249	91	338	30	84	13	0	14	54	19	0	92	1	0	.296	.411	.707	365	5	0	3	10
Career	A(Full)	Multiple	.268	96	340	38	91	22	1	18	59	30	3	99	1	0	.327	.497	.824	376	2	0	4	5
Career	ROK	Multiple	.270	170	608	86	164	31	2	14	86	44	1	137	6	4	.329	.396	.726	676	14	1	8	25
Career	Minors	Multiple	.264	357	1286	154	339	66	3	46	199	93	4	328	8	4	.320	.427	.747	1417	21	1	15	40



LHP | HAYDEN DEAL

BATS: RIGHT**HEIGHT:** 6-3**DOB:** 11/4/94**BORN:** HICKORY, NC**PREP:** BANDYS HIGH SCHOOL**THROWS:** LEFT**WEIGHT:** 225**OPENING DAY AGE:** 26**RESIDES:** MAIDEN, NC**COLLEGE:** PRESBYTERIAN**ACQUIRED:** SIGNED AS A NON-DRAFTED FREE AGENT ON JUNE 23, 2017

2020 Season:

Did not play.

Minor League Highlights:

2019: Named by the organization as High-A Florida's Pitcher of the Year...Ranked among Florida State League leaders in ERA (4th, 3.24), games started (6th, 22), innings pitched (7th, 119.1), batting average against (9th, .260) and WHIP (9th, 1.27)...Was a FSL Mid-Season All-Star...Was also named by the organization as Florida's Pitcher of the Month in April after going 2-1 with a 1.20 ERA (4 ER/30.0 IP), six walks, 27 strikeouts, 0.73 WHIP and a .154 batting average against in five appearances. **2018:** Made 27 appearances, five starts, with Single-A Rome and went 9-1 with a 2.17 ERA (19 ER/78.2 IP) and 82 strikeouts...Was named by the organization as Rome's Pitcher of the Year following the season... His nine wins tied for second most in the system, and his 2.17 ERA was second lowest among Braves farmhands with at least 75.0 innings. **2017:** Pitched in 14 games with the GCL Braves (13 G) and Single-A Rome (1 G).

Amateur:

Deal played four seasons at PC from 2014-17. In his time as a Blue Hose, Deal amassed 87 career appearances, the second-most in the program's modern era (since 1988). He finished his career with eight victories and 10 saves to go with 182 strikeouts and a .251 opponent batting average, the third-best mark in PC's modern era. Deal also averaged 8.97 strikeouts per nine innings in his career, the second-best mark in the modern era. Played baseball for four years at Bandys High School in Catawba, N.C., helping the team win a conference and conference tournament championship as a senior... Earned All-Conference recognition... Also played three years of basketball and boasted one of the highest 75 grade point averages at the school.

Deal's Career Stats:

Season	League	Team	W	L	ERA	G	GS	CG	SHO	SV	IP	H	R	ER	HR	HB	BB	IBB	SO	WHIP	AVG	AB	WP	BK	GDP	TBF	NP-S
2017	ROK	BRA	2	2	3.71	13	0	0	0	2	26.2	29	17	11	1	3	8	1	23	1.39	.271	107	1	0	2	121	N/A - N/A
2017	A	ROM	1	0	0.00	1	0	0	0	0	4.0	1	0	0	0	0	1	0	4	0.50	.077	13	0	0	1	15	54 - 34
2018	A	ROM	9	1	2.17	27	5	1	0	2	78.2	62	23	19	3	4	17	1	82	1.00	.211	294	13	0	3	319	1166 - 741
2019	A+	FLO	5	10	3.24	23	22	1	1	0	119.1	119	51	43	6	5	32	0	99	1.27	.260	458	6	0	11	499	1795 - 1185
Career	A(Adv)	Multiple	5	10	3.24	23	22	1	1	0	119.1	119	51	43	6	5	32	0	99	1.27	.260	458	6	0	11	499	1754 - 1147
Career	A(Full)	Multiple	10	1	2.07	28	5	1	0	2	82.2	63	23	19	3	4	18	1	86	0.98	.205	307	13	0	4	334	1220 - 775
Career	ROK	Multiple	2	2	3.71	13	0	0	0	2	26.2	29	17	11	1	3	8	1	23	1.39	.271	107	1	0	2	121	N/A - N/A
Career	Minors	Multiple	17	13	2.87	64	27	2	1	4	228.2	211	91	73	10	12	58	2	208	1.18	.242	872	20	0	17	954	2974 - 1922

2021 ROSTER



OF | JUSTIN DEAN

BATS: RIGHT**HEIGHT:** 5-8**DOB:** 12/6/96**BORN:** GREENVILLE, SC**PREP:** MAULDIN HIGH SCHOOL**TWITTER:** @BIG_POPAA**ACQUIRED:** 17TH ROUND (502ND OVERALL), 2018**THROWS:** RIGHT**WEIGHT:** 188**OPENING DAY AGE:** 24**RESIDES:** MAULDIN, SC**COLLEGE:** LENOIR-RHYNE****ATLANTA BRAVES #26 PROSPECT (MLB)******2021 Spring Training:**

Received a non-roster invite to Atlanta's spring training...The speedy Dean appeared in ten games this spring, going 2-for-8 with a run and two stolen bases.

2020 Season:

Appeared in three spring training games...Had one hit in three at-bats with a strikeout.

Minor League Highlights:

2019: Spent the entire season with Single-A Rome, playing in 109 games...Named a South Atlantic League Post-Season All-Star...Led the league in run scored (85), stolen bases (47) and triples (9)...Finished eighth in on-base percentage (.386), slugging percentage (.431) and OPS (.817)...Tabbed by the organization as Rome's Player of the Year, and as the club's Player of the Month for August...Hit .311/.387/.462 with four home runs, 12 RBI and 13 stolen bases in 26 games that August...Finished the season as the 23rd-best prospect in the Atlanta's system, according to MLB.com. **2018:** Split his first professional season between Rookie-Advanced Danville and Single-A Rome...Hit .284/.381/.412 (69-for-243) with 20 extra-base hits (10 2B, 9 3B, 1 HR), 23 RBI and 16 stolen bases in 60 games...Ranked in the Top 10 among all Atlanta farmhands (min. 200 at-bats) in on-base percentage (4th, .381), stolen bases (T4th, 16), OPS (7th, .793) and average (10th, .284)...Named Danville's co-Player of the Month for June...Batted .282/.364/.385 in nine games that month.

Amateur:

Played three seasons collegiately, 2016-18, at Lenoir-Rhyne in Hickory, N.C...In 141 games, batted .367/.467/.532 (202-for-551) with 34 doubles, a school-record 12 triples, 11 home runs, 88 RBI and 34 stolen bases...As a junior, in 2018, hit .398 with a .640 slugging percentage and was named to the ABCA/Rawlings NCAA Division II All-Southeast Region Second Team...Graduated from Mauldin High School in South Carolina.

Dean's Career Stats:

Season	League	Team	AVG	G	AB	R	H	2B	3B	HR	RBI	BB	IBB	SO	SB	CS	OBP	SLG	OPS	PA	HBP	SAC	SF	GIDP
2018	ROK	DAN	.308	32	130	28	40	8	4	1	15	22	0	32	7	6	.419	.454	.873	155	3	0	0	2
2018	A	ROM	.257	28	113	20	29	2	5	0	8	11	0	27	9	3	.333	.363	.696	126	2	0	0	2
2019	A	ROM	.284	109	429	85	122	18	9	9	46	62	0	115	47	10	.386	.431	.817	503	10	0	2	4
Career	A(Full)	Multiple	.279	137	542	105	151	20	14	9	54	73	0	142	56	13	.375	.417	.792	629	12	0	2	6
Career	ROK	Multiple	.308	32	130	28	40	8	4	1	15	22	0	32	7	6	.419	.454	.873	155	3	0	0	2
Career	Minors	Multiple	.284	169	672	133	191	28	18	10	69	95	0	174	63	19	.384	.424	.808	784	15	0	2	8



RHP | JOSH GRAHAM

BATS: RIGHT

HEIGHT: 6-1

DOB: 10/14/93

BORN: ROSEBURG, OR

PREP: ROSEBURG HIGH SCHOOL

THROWS: RIGHT

WEIGHT: 205

OPENING DAY AGE: 27

RESIDES: ROSEBURG, OR

COLLEGE: OREGON

ACQUIRED: 4TH ROUND (120TH OVERALL), 2015

2020 Season:

Did not play.

Minor League Highlights:

2019: Spent the year with Double-A Mississippi and made a team-high 38 appearances (1 start)...

 Also led the club in games finished (25) while tying for the team high total in saves (8). **2018:** Played his second consecutive season between Double-A Mississippi and High-A Florida, combining to go 6-8 with a 5.71 ERA (40 ER/63.0 IP)...Fanned 10.6 batters per 9.0 innings (74 strikeouts/63.0 IP), his highest rate in a full-season league...**2017:** Split the season between High-A Florida and Double-A Mississippi, combining to go 3-4 with a 3.98 ERA (27 ER/61.0 IP) and three saves in 41 appearances...Allowed eight runs (six earned) over his first four appearances (6.1 IP, 8.53 ERA) before pitching to a 3.46 ERA over his final 37 outings...Played for Peoria in the Arizona Fall League...Had a 6.97 ERA (8 ER/10.1 IP) over nine games...**2016:** Played his first full pro season with Single-A Rome, where he went 1-2 with a 3.40 ERA (16 ER/42.1 IP) and six saves over 35 appearances...Finished the season in the Top 10 among Atlanta farmhands in saves (T8th, 6) and strikeout-walk ratio (10th, 4.17)...Tossed 2.0 scoreless innings over two outings in the postseason to help Rome claim the South Atlantic League Championship...**2015:** Made his professional debut with six appearances (5 starts) for Rookie Advanced Danville, pitching to a 1-1 record with a 2.60 ERA (5 ER/17.1 IP) and fanning 21.

Amateur:

 Played three seasons for the University of Oregon...In his first two seasons, he was a position player, serving as the Ducks' catcher and designated hitter...In his final collegiate season, Graham was a two-way player, making 19 appearances (six starts) on the mound and getting 59 at-bats (35 games).. **Other:** His uncle is former major leaguer, Jamie Burke.

Graham's Career Stats:

Season	League	Team	W	L	ERA	G	GS	CG	SHO	SV	IP	H	R	ER	HR	HB	BB	IBB	SO	WHIP	AVG	AB	WP	BK	GIDP	TBF	NPS
2015	ROK	DAN	1	1	2.60	6	5	0	0	0	17.1	17	6	5	0	1	3	0	21	1.15	.239	71	1	0	0	77	N/A - N/A
2016	A	ROM	1	2	3.40	35	0	0	0	6	42.1	35	20	16	4	4	12	0	50	1.11	.217	161	11	0	1	179	642 - 414
2017	A+	FLO	3	3	4.69	31	0	0	0	1	48.0	41	27	25	0	4	18	2	56	1.23	.228	180	6	0	2	205	726 - 464
2017	AA	MIS	0	1	1.38	10	0	0	0	2	13.0	10	2	2	0	0	9	1	10	1.46	.213	47	2	0	2	56	216 - 134
2018	A+	FLO	1	5	3.86	15	0	0	0	1	23.1	19	15	10	2	2	10	1	33	1.24	.216	88	5	0	2	101	389 - 247
2018	AA	MIS	5	3	6.81	32	0	0	0	2	39.2	42	34	30	4	2	31	1	41	1.84	.276	152	3	1	7	186	654 - 376
2019	AA	MIS	4	4	3.55	38	1	0	0	8	50.2	41	25	20	6	3	18	2	45	1.16	.220	186	5	0	2	210	762 - 486
Career	AA	Multiple	9	8	4.53	80	1	0	0	12	103.1	93	61	52	10	5	58	4	96	1.46	.242	385	10	1	11	452	1632 - 996
Career	A(Adv)	Multiple	4	8	4.42	46	0	0	0	2	71.1	60	42	35	2	6	28	3	89	1.23	.224	268	11	0	4	306	1115 - 711
Career	A(Full)	Multiple	1	2	3.40	35	0	0	0	6	42.1	35	20	16	4	4	12	0	50	1.11	.217	161	11	0	1	179	642 - 414
Career	ROK	Multiple	1	1	2.60	6	5	0	0	0	17.1	17	6	5	0	1	3	0	21	1.15	.239	71	1	0	0	77	N/A - N/A
Career	Minors	Multiple	15	19	4.15	167	6	0	0	20	234.1	205	129	108	16	16	101	7	256	1.31	.232	885	33	1	16	1014	3389 - 2121

2021 ROSTER



OF | TREY HARRIS

BATS: RIGHT**HEIGHT:** 5-11**DOB:** 1/15/96**BORN:** HUNTSVILLE, AL**PREP:** MCEACHERN HIGH SCHOOL**TWITTER:** @JUSTCALLME_DUCE**ACQUIRED:** 32ND ROUND (952ND OVERALL), 2018**THROWS:** RIGHT**WEIGHT:** 220**OPENING DAY AGE:** 25**RESIDES:** AUSTELL, GA**COLLEGE:** MIZZOU****ATLANTA BRAVES #26 PROSPECT (BA)/#14 PROSPECT (MLB)******2021 Spring Training:**

Received a non-roster invite to Atlanta's spring training for a second straight year...Hit .286 (4-for-14) with a double, run, three RBI, walk and stolen base in 13 games. Had his only multi-hit game on March 12 vs. Minnesota entering the game as a replacement for Marcell Ozuna.

2020 Season:

Received a non-roster invitation to Atlanta's Spring Training...Played in 11 games and went 3-for-15 (.200) with one triple, one home run, three RBI and two runs scored...Finished the season ranked by MLB.com as the Braves' 13th-best prospect.

Minor League Highlights:

2019: Named the Braves' Minor League Player of the Year...Combined to hit .323/.389/.498 (152-for-470) with 14 home runs, 73 RBI, eight stolen bases and 73 runs scored in 131 games between Single-A Rome and Florida and Double-A Mississippi...Began the year with Rome and was a South Atlantic League Mid-Season All-Star after hitting .366 (74-for-202) with eight homers and 44 RBI in 56 games...Was then promoted to Florida...Tabbed the Fire Frogs' Player of the Year by the organization after slashing .303/.388/.443 in 34 games...Was named by Atlanta on three occasions as a Player of the Month, twice with Rome (April and May) and once with Florida (June)...Played for the Scottsdale Scorpions in the Arizona Fall League and hit .281/.354/.456 (16-for-57) in 16 games...Was named to the AFL's Fall Stars Game...Finished the season ranked as the Braves' No. 18 prospect by MLB.com. **2018:** Split his first professional season between rookie-level GCL and Single-A Rome, batting .277 (53-for-191) with two home runs, 27 RBI, eight stolen bases and 26 runs scored in 53 games...Named by the organization as the GCL Braves' Player of the Year...Led the team in batting average (.349), on-base percentage (.403), slugging percentage (.514) and OPS (.917)...Also tabbed as the club's Player of the Month for July...Batted .379/.423/.561 in 19 games that month.

Amateur:

Graduated from Stockbridge (GA) High School, approximately 40 miles southeast of Truist Park...Was a two-way player...On the mound, the left-hander struck out 172 of the 469 batters he faced (36.7%), while posting a 1.87 ERA in his senior season...At the plate, the switch-hitter had a career .442 batting average in 74 games.

Harris' Career Stats:

Season	League	Team	AVG	G	AB	R	H	2B	3B	HR	RBI	BB	IBB	SO	SB	CS	OBP	SLG	OPS	PA	HBP	SAC	SF	GIDP
2018	ROK	BRA	.314	31	105	24	33	9	2	1	18	21	1	13	4	3	.450	.467	.917	132	5	1	0	3
2018	A	ROM	.286	22	84	10	24	9	0	0	11	7	0	13	3	0	.351	.393	.744	94	2	0	1	1
2019	A	ROM	.366	56	202	38	74	14	4	8	44	20	1	32	4	4	.437	.594	1.031	230	6	1	1	9
2019	A+	FLO	.303	34	122	20	37	5	0	4	17	12	0	26	3	0	.388	.443	.831	139	5	0	0	5
2019	AA	MIS	.281	41	146	15	41	7	3	2	12	4	0	33	1	2	.318	.411	.729	156	4	0	0	3
Career	AA	Multiple	.281	41	146	15	41	7	3	2	12	4	0	33	1	2	.318	.411	.729	156	4	0	0	3
Career	A(Adv)	Multiple	.303	34	122	20	37	5	0	4	17	12	0	26	3	0	.388	.443	.831	139	5	0	0	5
Career	A(Full)	Multiple	.343	78	286	48	98	23	4	8	55	27	1	45	7	4	.412	.535	.947	324	8	1	2	10
Career	ROK	Multiple	.314	31	105	24	33	9	2	1	18	21	1	13	4	3	.450	.467	.917	132	5	1	0	3
Career	Minors	Multiple	.317	184	659	107	209	44	9	15	102	64	2	117	15	9	.395	.480	.874	751	22	2	2	21



RHP | MATT HARTMAN

BATS: RIGHT**HEIGHT:** 6-3**DOB:** 2/28/96**BORN:** IRVINE, CA**PREP:** CALVARY CHRISTIAN (CA)**TWITTER:** @MATHYOU_HARTMAN**ACQUIRED:** SIGNED AS A NON-DRAFTED FREE AGENT ON JULY 31, 2018**THROWS:** RIGHT**WEIGHT:** 210**OPENING DAY AGE:** 25**RESIDES:** PHOENIX, AZ**COLLEGE:** WESTMONT COLLEGE

2020 Season:

Did not play

Minor League Highlights:

2019: Made 19 appearances, 12 starts, between Single-A Rome and High-A Florida, combining to go 5-6 with a 3.74 ERA (37 ER/89.0 IP), 38 walks and 60 strikeouts...With the Fire Frogs, tossed consecutive complete games (8/11 and 8/17), the latter of which was a 7.0-inning shutout...Went 3-1 with a 1.82 ERA (7 ER/34.2 IP) in five August starts and was named Florida's Pitcher of the Month by the organization.

Amateur:

Hartman spent the 2017 season with the Warriors after transferring from the University of Arizona. In his only year at Westmont College, pitched to a 1.63 ERA (7 ER/38.2 IP) in seven appearances, six starts, before undergoing season-ending Tommy John surgery.

Career Stats:

Season	League	Team	W	L	ERA	G	GS	CG	SHO	SV	IP	H	R	ER	HR	HB	BB	IBB	SO	WHIP	AVG	AB	WP	BK	GDP	TBF	NP-S
2018	ROK	DAN	0	1	2.87	5	5	0	0	0	15.2	12	7	5	2	0	10	0	8	1.40	.214	56	3	0	1	66	192 - 108
2019	A	ROM	1	0	2.63	4	1	0	0	1	13.2	8	4	4	0	0	9	0	15	1.24	.174	46	2	0	0	55	228 - 131
2019	A+	FLO	4	6	3.94	15	11	2	1	0	75.1	65	39	33	2	6	29	0	45	1.25	.227	286	6	1	4	322	1163 - 692
Career	A(Adv)	Multiple	4	6	3.94	15	11	2	1	0	75.1	65	39	33	2	6	29	0	45	1.25	.227	286	6	1	4	322	1116 - 668
Career	A(Full)	Multiple	1	0	2.63	4	1	0	0	1	13.2	8	4	4	0	0	9	0	15	1.24	.174	46	2	0	0	55	228 - 131
Career	ROK	Multiple	0	1	2.87	5	5	0	0	0	15.2	12	7	5	2	0	10	0	8	1.40	.214	56	3	0	1	66	192 - 108
Career	Minors	Multiple	5	7	3.61	24	17	2	1	1	104.2	85	50	42	4	6	48	0	68	1.27	.219	388	11	1	5	443	1536 - 907



2021 ROSTER



LHP | JAKE HIGGINBOTHAM

BATS: LEFT**HEIGHT:** 6-0**DOB:** 1/11/96**BORN:** LAWRENCEVILLE, GA**PREP:** BUFORD HIGH SCHOOL**TWITTER:** @JAKE_HIGG**ACQUIRED:** 11TH ROUND (322ND OVERALL), 2018**THROWS:** LEFT**WEIGHT:** 195**OPENING DAY AGE:** 25**RESIDES:** BUFORD, GA**COLLEGE:** CLEMSON**2020 Season:**

Did not play.

Minor League Highlights:

2019: Made 33 relief appearances for Single-A Rome...From the start of June through the end of the season, had a 1.93 ERA (8 ER/37.1 IP) with 12 walks and 40 strikeouts in 19 appearances. **2018:** Went 2-1 with a 2.65 ERA (10 ER/34.0 IP) at Rookie Advanced Danville, the sixth-lowest ERA among Atlanta's relief farmhands (min. 30 IP)...Was named the Appalachian League Pitcher of the Week for the period of 7/9-15.

Amateur:

At Clemson, his 2016 and 2017 seasons were cut short due to injury...became a weekend starter in 2018...in 113.2 innings pitched over 24 appearances (23 starts) and two active seasons, he had a 9-1 record and a 3.80 ERA while allowing 109 hits (.255 opponents' batting average) and 53 walks with 91 strikeouts...At Buford High School (just 6.9 miles from Coolray Field, the home of the Gwinnett Stripers), drafted in the 27th round (No. 809 overall pick) by the New York Mets but went to Clemson...first-team All-American by Louisville Slugger and USA Today as a senior...Gwinnett Daily Post Pitcher-of-the-Year...region pitcher-of-the-year as a senior...his team won one state championship and two region titles...lettered three times in baseball at Buford High School, where he was coached by Tony Wolfe. Personal: His father, Mike, played football at Duke...his mother, Meloney, played volleyball at Duke...his sister, Megan, was a swimmer at TCU...his cousin, Austin Higginbotham, played on the Wofford baseball team.

Higginbotham's Career Stats:

Season	League	Team	W	L	ERA	G	GS	CG	SHO	SV	IP	H	R	ER	HR	HB	BB	IBB	SO	WHIP	AVG	AB	WP	BK	GIDP	TBF	NP-S
2018	ROK	DAN	2	1	2.65	13	0	0	0	1	34.0	27	12	10	4	1	12	0	36	1.15	.211	128	2	0	2	142	460 - 298
2019	A	ROM	4	4	3.07	33	0	0	0	4	58.2	52	27	20	5	3	26	0	63	1.33	.242	215	4	1	5	248	983 - 608
Career	A(Full)	Multiple	4	4	3.07	33	0	0	0	4	58.2	52	27	20	5	3	26	0	63	1.33	.242	215	4	1	5	248	983 - 608
Career	ROK	Multiple	2	1	2.65	13	0	0	0	1	34.0	27	12	10	4	1	12	0	36	1.15	.211	128	2	0	2	142	460 - 298
Career	Minors	Multiple	6	5	2.91	46	0	0	0	5	92.2	79	39	30	9	4	38	0	99	1.26	.230	343	6	1	7	390	1393 - 876



RHP | KURT HOEKSTRA

BATS: LEFT**HEIGHT:** 6-3**DOB:** 6/27/93**BORN:** GRAND RAPIDS, MI**PREP:** GRAND RAPIDS CHRISTIAN**THROWS:** RIGHT**WEIGHT:** 210**OPENING DAY AGE:** 27**RESIDES:** CEDAR RAPIDS, MI**COLLEGE:** WESTERN MICHIGAN**PRONOUNCED:** HOOK-STRUH**ACQUIRED:** 21ST ROUND (630TH OVERALL), 2015

2021 Spring Training:

Appeared in two games for the Braves and 1.0 overall inning, allowing one run on two hits with four walks and one strikeout.

2020 Season:

Received a non-roster invitation to Atlanta's Spring Training...Made two relief appearances, allowing no runs in 2.2 innings...Walked three and struck out three.

Minor League Highlights:

2019: After spending the first four years of his professional career as an infielder, converted to pitching...Made 38 appearances between Single-A Rome and Florida, Double-A Mississippi and Triple-A Gwinnett, going 1-5 with a 1.81 ERA (13 ER/64.2 IP), 30 walks and 79 strikeouts...Averaged 11.0 strikeouts per 9.0 innings and limited opponents to a .221 average...Was named by the organization as Rome's Pitcher of the Month for April and Mississippi's Pitcher of the Month for August...Had a 0.87 ERA (1 ER/10.1 IP) in April and a 1.13 ERA (2 ER/16.0 IP) in August. **2018:** Appeared in 99 games between Rome (A) and Florida (A+), and batted .239 (82-for-343) between the two clubs. **2017:** Established new career bests in runs (48), hits (106), doubles (18), triples (7), home runs (3) and RBI (35) in 114 games with Single-A Rome. **2016:** Placed on Single-A Rome's seven-day disabled list on 4/7 with a right groin strain and missed the rest of the season.

Amateur:

Was a three-year infielder, and two-year starter, at Western Michigan University...Split his time between shortstop and second base. In his collegiate career, had a .292 batting average with 23 doubles, 10 triples, three home runs and 61 RBI.

Hoekstra's Career Stats:

Season	League	Team	W	L	ERA	G	GS	CG	SHO	SV	IP	H	R	ER	HR	HB	BB	IBB	SO	WHIP	AVG	AB	WP	BK	GIDP	TBF	NP-S
2017	A	ROM	1	0	6.75	3	0	0	0	0	4.0	6	4	3	1	0	2	0	3	2.00	.333	18	0	0	1	20	70 - 43
2018	A	ROM	0	0	0.00	2	0	0	0	0	2.0	1	0	0	0	0	0	0	3	0.50	.143	7	1	0	0	7	17 - 14
2018	A+	FLO	0	0	9.00	3	0	0	0	0	3.0	3	3	3	0	0	2	0	1	1.67	.250	12	1	0	0	14	42 - 25
2019	A	ROM	0	2	0.59	12	0	0	0	4	15.1	14	6	1	1	0	5	0	26	1.24	.222	63	1	0	0	69	264 - 180
2019	A+	FLO	0	1	3.05	12	0	0	0	4	20.2	12	7	7	1	0	11	0	24	1.11	.169	71	4	0	3	82	305 - 183
2019	AA	MIS	1	2	0.89	11	1	0	0	0	20.1	17	8	2	1	0	12	1	21	1.43	.227	75	3	0	3	87	359 - 215
2019	AAA	GWN	0	0	3.24	3	1	0	0	0	8.1	10	3	3	1	1	2	0	8	1.44	.323	31	0	0	2	35	124 - 78
Career	AAA	Multiple	0	0	3.24	3	1	0	0	0	8.1	10	3	3	1	1	2	0	8	1.44	.323	31	0	0	2	35	124 - 78
Career	AA	Multiple	1	2	0.89	11	1	0	0	0	20.1	17	8	2	1	0	12	1	21	1.43	.227	75	3	0	3	87	359 - 215
Career	A(Adv)	Multiple	0	1	3.80	15	0	0	0	4	23.2	15	10	10	1	0	13	0	25	1.18	.181	83	5	0	3	96	319 - 187
Career	A(Full)	Multiple	1	2	1.69	17	0	0	0	4	21.1	21	10	4	2	0	7	0	32	1.31	.239	88	2	0	1	96	351 - 237
Career	Minors	Multiple	2	5	2.32	46	2	0	0	8	73.2	63	31	19	5	1	34	1	86	1.32	.227	277	10	0	9	314	1153 - 717

2021 ROSTER



RHP | ODALVI JAVIER

BATS: RIGHT**HEIGHT:** 6-0**DOB:** 6/27/93**BORN:** PUERTO PLATA, DR**THROWS:** RIGHT**WEIGHT:** 190**OPENING DAY AGE:** 27**RESIDES:** PUERTO PLATA, DR**ACQUIRED:** SIGNED AS A NON-DRAFTED FREE AGENT ON DECEMBER 2, 2014**2020 Season:**

Did not play.

Minor League Highlights:

2019: Made 22 starts for Single-A Rome and four for High-A Florida, pitching to a 3.70 ERA (60 ER/146.0 IP) with 59 walks and 117 strikeouts...Ranked among South Atlantic League leaders in ERA (8th, 3.78) and batting average against (8th, .242). **2018:** Spent the full season with Single-A Rome and went 3-10 with a 4.14 ERA (58 ER/126.0 IP)...Ranked among Atlanta farmhands in strikeouts (T4th, 133) and innings pitched (6th, 126.0 IP). **2017:** Named Rookie Advanced Danville's Pitcher of the Year after going 4-2 with a 3.14 ERA (22 ER/63.0 IP) and 50 strikeouts over 13 starts.

Javier's Career Stats:

Season	League	Team	W	L	ERA	G	GS	CG	SHO	SV	IP	H	R	ER	HR	HB	BB	IBB	SO	WHIP	AVG	AB	WP	BK	GDP	TBF	NP-S
2015	ROK	BRA	1	1	2.37	10	1	0	0	0	19.0	22	5	5	2	2	9	0	18	1.83	.310	71	1	0	1	85	N/A - N/A
2016	ROK	BRA	5	1	2.62	12	6	0	0	0	44.2	36	16	13	1	7	12	0	34	1.07	.216	167	3	0	3	189	N/A - N/A
2017	ROK	DAN	4	2	3.14	13	13	0	0	0	63.0	61	22	22	3	11	22	0	50	1.32	.253	241	5	0	2	276	1023 - 635
2018	A	ROM	3	10	4.14	26	25	0	0	0	126.0	120	75	58	14	17	58	0	133	1.41	.252	477	14	1	8	565	2191 - 1379
2019	A	ROM	3	8	3.78	22	22	0	0	0	121.1	112	56	51	13	12	45	0	101	1.29	.242	462	9	0	8	521	1925 - 1220
2019	A+	FLO	1	2	3.28	4	4	0	0	0	24.2	19	10	9	2	3	14	0	16	1.34	.221	86	1	0	3	104	410 - 259
Career	A(Adv)	Multiple	1	2	3.28	4	4	0	0	0	24.2	19	10	9	2	3	14	0	16	1.34	.221	86	1	0	3	104	410 - 259
Career	A(Full)	Multiple	6	18	3.97	48	47	0	0	0	247.1	232	131	109	27	29	103	0	234	1.35	.247	939	23	1	16	1086	4116 - 2599
Career	ROK	Multiple	10	4	2.84	35	20	0	0	0	126.2	119	43	40	6	20	43	0	102	1.26	.248	479	9	0	6	550	1023 - 635
Career	Minors	Multiple	17	24	3.57	87	71	0	0	0	398.2	370	184	158	35	52	160	0	352	1.33	.246	1504	33	1	25	1740	5549 - 3493



OF | GREYSON JENISTA

BATS: LEFT**HEIGHT:** 6-4**DOB:** 12/7/96**BORN:** LAWRENCE, KS**PREP:** DE SOTO HIGH SCHOOL**TWITTER:** @GREYSONJENISTA**ACQUIRED:** 2ND ROUND (49TH OVERALL), 2018**THROWS:** RIGHT**WEIGHT:** 230**OPENING DAY AGE:** 24**RESIDES:** HOUSTON, TX**COLLEGE:** WICHITA STATE****ATLANTA BRAVES #27 PROSPECT (BA)/#19 PROSPECT (MLB)******2020 Season:**

Received a non-roster invitation to Atlanta's Spring Training...Played in nine games and went 3-for-12 (.250) with two home runs, two RBI, two walks and four runs scored...He was one of four Braves' to hit multiple home runs during the spring slate...Ended the season ranked by MLB.com as Atlanta's No. 20 prospect.

Minor League Highlights:

2019: In his first full professional season, split the campaign between High-A Florida and Double-A Mississippi, batting .233/.318/.349 (99-for-424) with nine home runs, 55 RBI and 42 runs scored in 130 games...Also walked 54 times, the sixth most among Atlanta farmhands...Named by the organization as Mississippi's Player of the Month for July...In 26 games that month, batted .333/.402/.481 (27-for-81), leading the club in each of those three categories...Also hit three home runs and drove in 12... Following the season, played in the Arizona Fall League with the Scottsdale Scorpions... Hit .214 (9-for-42) with two doubles and three RBI in 12 games...Finished the season tabbed by MLB.com as the Braves' No. 11 prospect. **2018:** Split his debut season between Rookie-Advanced Danville, Single-A Rome and High-A Florida, and combined to bat .265 (59-for-223) in 61 total games.

Amateur:

Attended Wichita State University...In his three-year career with Shockers, earned Second Team All-Conference honors twice, and was the 2016 Missouri Valley Conference Co-Freshman of the Year and a Freshman All-American...Hit .318 (192-for-604) in 171 career games...Was college teammates with Philadelphia Phillies INF Alec Bohm...After his sophomore season, played for the Cape Cod League's Cotuit Kettleers...Named the league's MVP after batting .310 with four doubles, three home runs and 16 RBI...Entered the 2018 draft as Baseball America's No. 29 prospect.

Jenista's Career Stats:

Season	League	Team	AVG	G	AB	R	H	2B	3B	HR	RBI	BB	IBB	SO	SB	CS	OBP	SLG	OPS	PA	HBP	SAC	SF	GIDP
2018	ROK	DAN	.250	10	40	10	10	1	0	3	7	6	0	9	0	1	.348	.500	.848	47	0	1	0	2
2018	A	ROM	.333	32	117	20	39	5	3	1	23	10	0	17	4	1	.377	.453	.830	130	0	0	3	6
2018	A+	FLO	.152	19	66	3	10	3	1	0	4	7	0	15	0	0	.230	.227	.457	74	0	0	1	0
2019	A+	FLO	.223	56	202	24	45	14	1	4	29	27	0	70	1	4	.312	.361	.673	231	0	0	2	2
2019	AA	MIS	.243	74	222	18	54	4	1	5	26	27	0	75	2	4	.324	.338	.662	256	2	0	5	2
Career	AA	Multiple	.243	74	222	18	54	4	1	5	26	27	0	75	2	4	.324	.338	.662	256	2	0	5	2
Career	A(Adv)	Multiple	.205	75	268	27	55	17	2	4	33	34	0	85	1	4	.292	.328	.620	305	0	0	3	2
Career	A(Full)	Multiple	.333	32	117	20	39	5	3	1	23	10	0	17	4	1	.377	.453	.830	130	0	0	3	6
Career	ROK	Multiple	.250	10	40	10	10	1	0	3	7	6	0	9	0	1	.348	.500	.848	47	0	1	0	2
Career	Minors	Multiple	.244	191	647	75	158	27	6	13	89	77	0	186	7	10	.322	.365	.686	738	2	1	11	12

2021 ROSTER



RHP | NOLAN KINGHAM

BATS: RIGHT**HEIGHT:** 6-4**DOB:** 8/18/96**BORN:** LAS VEGAS, NV**PREP:** DESERT OASIS**TWITTER:** @NOLANKINGHAM**ACQUIRED:** 12TH ROUND (352ND OVERALL), 2018**THROWS:** RIGHT**WEIGHT:** 200**OPENING DAY AGE:** 24**RESIDES:** LAS VEGAS, NV**COLLEGE:** TEXAS**PRONOUNCED:** KING-UHM**2021 Spring Training:**

Made one appearance against Boston on March 13, allowed four earned runs on three hits with one walk and one strikeout in 1.0 inning of work.

2020 Season:

Did not play.

Minor League Highlights:

2019: Made 27 starts between Single-A Rome, High-A Florida and Double-A Mississippi, going 7-12 with a 3.92 ERA (72 ER/165.1 IP), 36 walks and 116 strikeouts...Led all Braves' minor leaguers in games started (27), innings pitched, complete games (4) and shutouts (3)...Three of his complete games and all of three of his shutouts came with the Fire Frogs, totals that each led the Florida State League...Named the FSL Pitcher of the Week for the period of May 27-June 2 after tossing a 9.0-inning shutout on May 31 (2 H, 1 BB, 4 K).Made his professional debut with Rookie-Advanced Danville, pitching in 11 games, three starts. **Other:** His older brother, Nick, has pitched in parts of two major-league seasons, most recently with the Pittsburgh Pirates and Toronto Blue Jays in 2019.

Amateur:

Pitched three seasons collegiately at the University of Texas, going 20-12 with a 3.75 ERA (96 ER/230.1 IP) with 164 strikeouts in 57 appearances, 33 starts...Earned preseason All-American honors entering his junior season, 2018...Was an All-Big 12 First Team selection in 2017 as a sophomore...Graduated from Desert Oasis High School in Las Vegas...Also played shortstop and first base...Drafted by the Brewers in the 39th round in 2015, but opted to attend college.

Kingham's Career Stats:

Season	League	Team	W	L	ERA	G	GS	C	SHO	SV	IP	H	R	ER	HR	HB	BB	IBB	SO	WHIP	AVG	AB	WP	BK	GIDP	TBF	NP-S
2018	ROK	DAN	2	0	4.56	11	3	0	0	1	23.2	27	12	12	2	1	7	0	18	1.44	.297	91	8	1	5	101	317 - 211
2019	A	ROM	1	1	0.56	3	3	0	0	0	16.0	12	2	1	0	1	1	0	7	0.81	.211	57	0	0	1	61	209 - 139
2019	A+	FLO	4	8	4.43	18	18	3	3	0	113.2	120	63	56	6	3	25	0	84	1.28	.274	438	7	1	11	479	1561 - 1086
2019	AA	MIS	2	3	3.79	6	6	1	0	0	35.2	32	15	15	5	1	10	0	25	1.18	.235	136	0	0	1	148	489 - 329
Career	AA	Multiple	2	3	3.79	6	6	1	0	0	35.2	32	15	15	5	1	10	0	25	1.18	.235	136	0	0	1	148	489 - 329
Career	A(Adv)	Multiple	4	8	4.43	18	18	3	3	0	113.2	120	63	56	6	3	25	0	84	1.28	.274	438	7	1	11	479	1473 - 1021
Career	A(Full)	Multiple	1	1	0.56	3	3	0	0	0	16.0	12	2	1	0	1	1	0	7	0.81	.211	57	0	0	1	61	209 - 139
Career	ROK	Multiple	2	0	4.56	11	3	0	0	1	23.2	27	12	12	2	1	7	0	18	1.44	.297	91	8	1	5	101	317 - 211
Career	Minors	Multiple	9	12	4.00	38	30	4	3	1	189.0	191	92	84	13	6	43	0	134	1.24	.265	722	15	2	18	789	2488 - 1700



C | SHEA LANGELIERS

BATS: RIGHT**HEIGHT:** 6-0**DOB:** 11/18/97**BORN:** PORTLAND, OR**PREP:** KELLER (TX) HIGH SCHOOL**TWITTER:** @LANGELIERS23**ACQUIRED:** 1ST ROUND (9TH OVERALL), 2019**THROWS:** RIGHT**WEIGHT:** 225**OPENING DAY AGE:** 23**RESIDES:** KELLER, TX**COLLEGE:** BAYLOR**PRONOUNCED:** SHAY LANG-UH-LEERS

****ATLANTA BRAVES #4 PROSPECT (BA)/#3 PROSPECT (MLB)** **MLB TOP 100 (#64)****

2021 Spring Training:

Received a non-roster invite to Atlanta's spring training...Appeared in six games and hit .182 (2-for-11) with two runs, a double, RBI and three strikeouts.

2020 Season:

Received a non-roster invitation to Atlanta's Spring Training, less than one year after getting drafted by the Braves... Played in eight games and went 6-for-14 (.429) with one home run, five RBI, one walk and one run scored...His .429 average was the highest on the Braves...Had at least one hit in five of the eight games he appeared...Hit a go-ahead, two-run home run on 2/25 off Minnesota LH Caleb Thielbar...The game ended in a tie, 4-4...Drew two starts, the first of which was on 3/9 vs. Boston...Caught former Cy Young winner Félix Hernández in that outing. Spent the rest of the season at the club's alternate training site. Ended the season ranked by MLB.com as the Braves' No. 4 prospect.

Minor League Highlights:

2019: In his first professional season, played in 54 games, all with Single-A Rome...Finished the year strong by hitting .435/.447/.522 over his final 11 games...Had two four-hit games in that stretch...Threw out 41.0 percent of would-be basestealers (16-of-39)...Named by Baseball America as the best "Defensive Catcher" in Atlanta's organization...Tabbed by MLB.com as Atlanta's No. 5 prospect...Became the first catcher taken by Atlanta with its top overall selection in a draft since 1989, when the Braves took Tyler Houston second overall.

Amateur:

Played collegiately at Baylor University for three seasons...Majored in engineering...In his junior season, 2019, was named a unanimous First-Team All-Big 12 selection...Was one of 14 semifinalists for the Buster Posey National Collegiate Catcher of the Year award that season...Threw out 14-of-25 (56%) basestealers...Set an NCAA Tournament single-game record in 2019 with 11 RBI in the Bears' second game of the regional, 6/1 vs. the University of Nebraska Omaha...In 2018, named the Rawlings/ABCA Gold Glove Winner at his position...Graduated from Keller (TX) High School...Hit .327 in his high school career...Was previously drafted out of high school, by Toronto in 2016 (34th round), but did not sign.

Langeliers' Career Stats:

Season	League	Team	AVG	G	AB	R	H	2B	3B	HR	RBI	BB	IBB	SO	SB	CS	OBP	SLG	OPS	PA	HBP	SAC	SF	GIDP
2019	A	ROM	.255	54	216	27	55	13	0	2	34	17	0	55	0	0	.310	.343	.652	239	2	0	4	5
Career	A(Full)	Multiple	.255	54	216	27	55	13	0	2	34	17	0	55	0	0	.310	.343	.652	239	2	0	4	5
Career	Minors	Multiple	.255	54	216	27	55	13	0	2	34	17	0	55	0	0	.310	.343	.652	239	2	0	4	5

2021 ROSTER



C | DREW LUGBAUER

BATS: LEFT**HEIGHT:** 6-4**DOB:** 8/23/96**BORN:** PLEASANT VALLEY, NY**PREP:** ARLINGTON HIGH SCHOOL**TWITTER:** @DREWLUGS**ACQUIRED:** 11TH ROUND (320TH OVERALL), 2017**THROWS:** RIGHT**WEIGHT:** 225**OPENING DAY AGE:** 24**RESIDES:** PLEASANT VALLEY, NY**COLLEGE:** MICHIGAN**PRONOUNCED:** LUG-BOW (LIKE POW)-ER**2020 Season:**

Did not play.

Minor League Highlights:

2019: Played 127 games for High-A Florida...Led the club and finished fourth in the Florida State League in home runs (16)...Also had a team-best 26 doubles...Along with his one triple, totaled 43 extra-base hits, the third most in the FSL. **2018:** Played the full season with Single-A Rome and batted .232 (95-for-409) with 34 extra-base hits and 46 RBI...Ranked in the Top 10 among Atlanta prospects in home runs (T7th, 12) and walks (8th, 43). **2017:** Split his first professional season between Rookie Advanced Danville and Single-A Rome, and combined to bat .261/.352/.514 with 13 home runs and 46 RBI in 60 games...Finished second among all Atlanta farmhands (min. 200 at-bats) in slugging percentage (.514) and OPS (.865), and ranked in the Top 10 in on-base percentage (7th, .352), home runs (8th, 13) and RBI (T10th, 46), despite appearing in just 60 games.

Amateur:

Lugbauer was named to the All-Big Ten freshman team while helping the Wolverines win a conference title in 2015... was named first team All-Big Ten after he led Michigan with 12 home runs and a .518 slugging percentage in 2017...His athleticism aided him as he committed just five errors at third base...Spent most of his career as a corner infielder for Michigan... After being selected by the Blue Jays as a catcher in the 21st round of the 2014 Draft, he opted to extend his academic and athletic endeavors at Michigan...Was a member of the National Honor Society at Arlington High School.

Lugbauer's Career Stats:

Season	League	Team	AVG	G	AB	R	H	2B	3B	HR	RBI	BB	IBB	SO	SB	CS	OBP	SLG	OPS	PA	HBP	SAC	SF	GIDP
2017	College	Multiple	.000	1	2	0	0	0	0	0	0	0	0	1	0	0	.000	.000	.000	2	0	0	0	0
2017	ROK	DAN	.243	29	103	23	25	4	0	10	27	19	2	30	0	0	.366	.573	.939	124	1	0	0	5
2017	A	ROM	.277	31	119	13	33	11	1	3	19	8	0	38	0	0	.338	.462	.801	130	3	0	0	3
2018	A	ROM	.232	114	409	48	95	22	0	12	46	43	1	153	3	1	.317	.374	.691	461	8	0	1	3
2019	A+	FLO	.194	127	454	39	88	26	1	16	51	36	0	169	0	0	.254	.361	.615	493	1	0	2	5
Career	A(Adv)	Multiple	.194	127	454	39	88	26	1	16	51	36	0	169	0	0	.254	.361	.615	493	1	0	2	5
Career	A(Full)	Multiple	.242	145	528	61	128	33	1	15	65	51	1	191	3	1	.321	.394	.715	591	11	0	1	6
Career	ROK	Multiple	.243	29	103	23	25	4	0	10	27	19	2	30	0	0	.366	.573	.939	124	1	0	0	5
Career	Minors	Multiple	.222	301	1085	123	241	63	2	41	143	106	3	390	3	1	.298	.397	.695	1208	13	0	3	16



RHP | SEAN MCLAUGHLIN

BATS: LEFT**HEIGHT:** 6-0**DOB:** 5/16/94**BORN:** BOSTON, MA**PREP:** NORTHVIEW (GA)**THROWS:** RIGHT**WEIGHT:** 210**OPENING DAY AGE:** 26**RESIDES:** MARIETTA, GA**COLLEGE:** GEORGIA**PRONOUNCED:** MUH-GLAH-FLUN**ACQUIRED:** 19TH ROUND (570TH OVERALL), 2015

2020 Season:

Received a non-roster invitation to Atlanta's Spring Training...Made two relief appearances, allowing one run, unearned, in 2.1 innings...Walked one and struck out one.

Minor League Highlights:

2019: In 35 appearances, seven starts, between Double-A Mississippi and Triple-A Gwinnett, went 7-4 with a 4.24 ERA (43 ER/91.1 IP), 27 walks and 57 strikeouts...All seven of his starts came with Mississippi...Went 2-2 with a 3.96 ERA (16 ER/36.1 IP) with eight walks and 20 strikeouts in those games...Made Gwinnett's Opening Day roster...Pitched in four games before being transferred to Mississippi...Appeared in three other games with the Stripers, all in June...After the season, played in the Arizona Fall League...In six appearances with the Scottsdale Scorpions, all starts, had a 3.27 ERA (8 ER/22.0 IP) with four walks and 19 strikeouts...Tied for the team high in starts and wins (2), while ranking second in innings pitched (22.0). **2018:** In 35 appearances, seven starts, between Double-A Mississippi and Triple-A Gwinnett, went 7-4 with a 4.24 ERA (43 ER/91.1 IP), 27 walks and 57 strikeouts...All seven of his starts came with Mississippi...Went 2-2 with a 3.96 ERA (16 ER/36.1 IP) with eight walks and 20 strikeouts in those games...Made Gwinnett's Opening Day roster...Pitched in four games before being transferred to Mississippi...Appeared in three other games with the Stripers, all in June...After the season, played in the Arizona Fall League...In six appearances with the Scottsdale Scorpions, all starts, had a 3.27 ERA (8 ER/22.0 IP) with four walks and 19 strikeouts...Tied for the team high in starts and wins (2), while ranking second in innings pitched (22.0).

Amateur:

Was a four-year starter at Wake Forest University...Was a Second Team All-ACC selection in his senior year...Completed the fifth undefeated season in school history that year (min. seven decisions) after going 8-0 with a 3.61 ERA...Played baseball at Roswell High School, 20 miles north of Truist Park...Had a 1.97 ERA in 2012 and was named a First Team All-Region.

McLaughlin's Career Stats:

Season	League	Team	W	L	ERA	G	GS	CG	SHO	SV	IP	H	R	ER	HR	HB	BB	IBB	SO	WHIP	AVG	AB	WP	BK	GIDP	TBF	NP-S
2015	ROK	DAN	0	1	4.43	11	0	0	0	3	22.1	24	11	11	1	2	8	1	24	1.43	.276	87	2	0	0	101	N/A - N/A
2015	A	ROM	0	0	1.02	9	1	0	0	2	17.2	15	4	2	0	0	5	0	20	1.13	.221	68	1	1	0	74	221 - 144
2016	A+	CAR	4	6	3.08	41	0	0	0	7	61.1	57	31	21	3	3	23	4	41	1.30	.248	230	1	0	3	265	985 - 641
2017	A+	FLO	4	4	3.97	35	0	0	0	3	65.2	66	30	29	2	2	22	2	58	1.34	.272	243	5	2	9	274	1065 - 682
2018	A+	FLO	1	5	5.53	29	0	0	0	2	40.2	50	32	25	1	6	17	1	22	1.65	.305	164	8	0	5	188	684 - 424
2018	AA	MIS	0	2	7.50	11	0	0	0	0	18.0	27	16	15	3	1	5	0	9	1.78	.365	74	1	0	3	83	300 - 177
2019	A+	FLO	3	5	2.96	35	0	0	0	4	54.2	61	29	18	3	2	20	0	49	1.48	.280	218	7	1	4	244	866 - 568
Career	AA	Multiple	0	2	7.50	11	0	0	0	0	18.0	27	16	15	3	1	5	0	9	1.78	.365	74	1	0	3	83	300 - 177
Career	A(Adv)	Multiple	12	20	3.76	140	0	0	0	16	222.1	234	122	93	9	13	82	7	170	1.42	.274	855	21	3	21	971	3568 - 2292
Career	A(Full)	Multiple	0	0	1.02	9	1	0	0	2	17.2	15	4	2	0	0	5	0	20	1.13	.221	68	1	1	0	74	221 - 144
Career	ROK	Multiple	0	1	4.43	11	0	0	0	3	22.1	24	11	11	1	2	8	1	24	1.43	.276	87	2	0	0	101	N/A - N/A
Career	Minors	Multiple	12	23	3.88	171	1	0	0	21	280.1	300	153	121	13	16	100	8	223	1.43	.277	1084	25	4	24	1229	4089 - 2613

2021 ROSTER



INF | JALEN MILLER

BATS: RIGHT**HEIGHT:** 5-11**DOB:** 12/19/96**BORN:** ATLANTA, GA**PREP:** RIVERWOOD INT. CHARTER SCHOOL**TWITTER:** @JALEN_MILLER4**ACQUIRED:** MINOR LEAGUE PHASE OF RULE 5 DRAFT, FROM SF, IN DECEMBER, 2020**THROWS:** RIGHT**WEIGHT:** 180**OPENING DAY AGE:** 24**RESIDES:** ATLANTA, GA**2020 Season:**

Did not play.

Minor League Highlights:

2019: Named an Eastern League Mid-Season All-Star...Stole 27 bases with Richmond, seventh most in the league...Led the Flying Squirrels in hits (106), RBI (48) and runs scored (55)...Played in a single-season career-most 135 games.

2018: Tabbed a California League Mid- and Post-Season All-Star with High-A San Jose...Ranked among league leaders in doubles (35, T4th), hits (141, 9th) and slugging percentage (.434, 10th)...Hit a career-best 14 home runs, three more than he had in his first three professional seasons (11)...Hit for the cycle on 4/11 at Lancaster, going 5-for-7 with four RBI...Three days later, on 4/14, hit a walk-off two-run home run in the 11th inning...

Amateur:

Attended Riverwood International Charter School in Sandy Springs, Ga., less than five miles from Truist Park...Drafted by the San Francisco Giants out of high school, in the 3rd round (95th overall) in 2015...Was committed to play collegiately at Clemson before signing with the Giants. **Personal:** His family had Braves season tickets at Turner Field...Grew up idolizing Andruw Jones...Is close friends with the Braves' Trey Harris and Drew Waters.

Miller's Career Stats:

Season	League	Team	AVG	G	AB	R	H	2B	3B	HR	RBI	BB	IBB	SO	SB	CS	OBP	SLG	OPS	PA	HBP	SAC	SF	GDP
2015	ROK	GIA	.218	44	174	28	38	5	1	0	13	17	0	42	11	2	.292	.259	.551	197	2	2	2	2
2016	A	AUG	.223	112	457	65	102	20	5	5	44	26	0	107	11	5	.271	.322	.593	500	6	6	5	2
2017	A+	SJ	.227	117	431	61	98	25	4	6	44	31	0	100	6	4	.283	.346	.628	470	3	2	2	3
2018	A+	SJ	.276	123	511	73	141	35	2	14	62	27	0	121	11	4	.321	.434	.755	554	8	5	3	2
2019	AA	RIC	.216	135	491	55	106	18	3	11	48	49	0	106	27	13	.287	.332	.619	550	2	3	5	8
Career	AA	Multiple	.216	135	491	55	106	18	3	11	48	49	0	106	27	13	.287	.332	.619	550	2	3	5	8
Career	A(Adv)	Multiple	.254	240	942	134	239	60	6	20	106	58	0	221	17	8	.303	.394	.697	1024	11	7	5	5
Career	A(Full)	Multiple	.223	112	457	65	102	20	5	5	44	26	0	107	11	5	.271	.322	.593	500	6	6	5	2
Career	ROK	Multiple	.218	44	174	28	38	5	1	0	13	17	0	42	11	2	.292	.259	.551	197	2	2	2	2
Career	Minors	Multiple	.235	531	2064	282	485	103	15	36	211	150	0	476	66	28	.291	.352	.643	2271	21	18	17	17



RHP | LUIS MORA

BATS: RIGHT

HEIGHT: 6-4

DOB: 6/17/95

BORN: SAN PEDRO DE MACORIS, DR

THROWS: RIGHT

WEIGHT: 160

OPENING DAY AGE: 24

RESIDES: SAN PEDRO DE MACORIS, DR

ACQUIRED: SIGNED AS A NON-DRAFTED FREE AGENT ON JANUARY 31, 2014

2020 Season:

Did not play.

Minor League Highlights:

2019: Pitched in 30 games for Single-A Rome...Led the team with five holds...Held opponents to a .192 average (29-for-151). **2018:** Opened the season on Single-A Rome's disabled list while recovering from Tommy John surgery...Made six rehabilitation appearances with Rookie Advanced Danville and went 1-1 with a 16.50 ERA (11 ER/6.0 IP). **2017:** Appeared in just two games with Rome before being placed on the seven-day disabled list (right elbow strain) on 5/16 and missing the remainder of the season...Underwent Tommy John surgery on 5/19, performed by Dr. Tim Griffith in Atlanta. **2016:** Spent the season with Rookie Advanced Danville and pitched to a 1-6 record with a 7.42 ERA (25 ER/30.1 IP) over 10 games.

Mora's Career Stats:

Season	League	Team	W	L	ERA	G	GS	CG	SHO	SV	IP	H	R	ER	HR	HB	BB	IBB	SO	WHIP	AVG	AB	WP	BK	GDP	TBF	NP-S
2014	ROK	DSL BRA	0	5	10.18	19	9	0	0	0	38.0	41	49	43	2	12	42	0	34	2.18	.291	141	9	1	2	198	N/A - N/A
2015	ROK	DSL BRA	0	3	3.80	18	14	0	0	0	45.0	32	25	19	1	10	21	0	42	1.18	.195	164	10	0	0	199	N/A - N/A
2016	ROK	DAN	1	6	7.42	10	7	0	0	0	30.1	31	28	25	4	6	18	0	35	1.62	.261	119	4	0	0	146	N/A - N/A
2017	A	ROM	1	0	3.86	2	0	0	0	0	4.2	6	3	2	0	0	2	0	0	1.71	.300	20	1	0	0	22	96 - 54
2018	ROK	DAN	1	1	16.50	8	0	0	0	0	6.0	11	11	11	0	3	7	0	7	3.00	.379	29	2	0	0	39	54 - 32
2019	A	ROM	2	0	3.53	30	0	0	0	3	43.1	29	22	17	3	1	37	0	62	1.52	.192	151	13	4	2	192	823 - 457
Career	A(Full)	Multiple	3	0	3.56	32	0	0	0	3	48.0	35	25	19	3	1	39	0	62	1.54	.205	171	14	4	2	214	919 - 511
Career	ROK	Multiple	2	15	7.39	53	30	0	0	0	119.1	115	113	98	7	31	88	0	118	1.70	.254	453	25	1	2	582	54 - 32
Career	Minors	Multiple	5	15	6.29	85	30	0	0	3	167.1	150	138	117	10	32	127	0	180	1.66	.240	624	39	5	4	796	973 - 543

2021 ROSTER



OF | TYLER NESLONY

BATS: LEFT**HEIGHT:** 6-0**DOB:** 2/13/94**BORN:** CORPUS CHRISTI, TX**PREP:** CALALLEN HIGH SCHOOL**TWITTER:** @TYLER_NESLONY7**ACQUIRED:** 9TH ROUND (259TH OVERALL), 2016**THROWS:** RIGHT**WEIGHT:** 210**OPENING DAY AGE:** 27**RESIDES:** DRIPPING SPRINGS, TX**COLLEGE:** TEXAS TECH**2020 Season:**

Did not play.

Minor League Highlights:

2019: Played 58 games with Double-A Mississippi...Had a team-best .369 on-base percentage (min. 100 at-bats)...Was placed on the injured list on three separate occasions, 4/4-5/1 (left thumb dislocation), 5/17-28 (left oblique strain) and 7/18-end of the season (left thumb strain). **2018:** Played the full season at Double-A Mississippi and batted .244 over 125 games...Set career highs in hits (110), doubles (24) and RBI (48)...Ranked 10th among Atlanta farmhands in both RBI (48) and stolen bases (tied, 9)...Was named a Southern League Mid-Season All-Star. **2017:** Appeared in 103 games between High-A Florida and Double-A Mississippi, combining to bat .263/.342/.363 with 43 runs and 35 RBI...Ranked in the Top 10 among all Atlanta farmhands in doubles (T4th, 21) and on-base percentage (9th, .342)...Named a Florida State League Mid-Season All-Star after batting .319 (51-for-160) in 45 games to open the season. **2016:** Split his first professional season between Rookie Advanced Danville and Single-A Rome, combining to bat .280 (46-for-164) with 23 runs, 12 extra-base hits and 15 RBI in 46 games between the two clubs.

Amateur:

In his four-year college career at Texas Tech, his 663 at-bats were good for 10th all-time at Texas Tech...recorded 55 doubles at Tech, good for fifth in the school's record books ... totaled 339 bases, which ranks 10th all-time at Texas Tech...tied for fifth with teammate Eric Gutierrez for career conference doubles with 23...had a school record 68 at-bats career in the postseason, most by a Red Raider...also totaled a Tech-best two triples and 13 walks in career postseason games.

Neslony's Career Stats:

Season	League	Team	AVG	G	AB	R	H	2B	3B	HR	RBI	BB	IBB	SO	SB	CS	OBP	SLG	OPS	PA	HBP	SAC	SF	GIDP
2016	ROK	DAN	.500	5	16	5	8	3	0	1	3	1	0	3	0	1	.571	.875	1.446	21	3	0	1	0
2016	A	ROM	.257	41	148	18	38	6	1	1	12	10	0	29	1	2	.311	.331	.642	164	3	0	3	1
2017	A+	FLO	.309	60	217	31	67	17	0	4	21	22	0	43	0	4	.378	.442	.820	241	2	0	0	4
2017	AA	MIS	.194	43	144	12	28	4	0	1	14	18	1	27	0	1	.289	.243	.532	168	2	1	2	2
2018	AA	MIS	.244	125	451	49	110	24	2	4	48	35	2	108	9	5	.297	.333	.630	491	1	0	4	13
2019	AA	MIS	.292	58	192	32	56	9	4	5	24	21	1	43	4	2	.369	.458	.827	217	3	0	1	3
Career	AA	Multiple	.247	226	787	93	194	37	6	10	86	74	4	178	13	8	.314	.347	.660	876	6	1	7	18
Career	A(Adv)	Multiple	.309	60	217	31	67	17	0	4	21	22	0	43	0	4	.378	.442	.820	241	2	0	0	4
Career	A(Full)	Multiple	.257	41	148	18	38	6	1	1	12	10	0	29	1	2	.311	.331	.642	164	3	0	3	1
Career	ROK	Multiple	.500	5	16	5	8	3	0	1	3	1	0	3	0	1	.571	.875	1.446	21	3	0	1	0
Career	Minors	Multiple	.263	332	1168	147	307	63	7	16	122	107	4	253	14	15	.329	.370	.699	1302	14	1	11	23





OF | JACOB PEARSON

BATS: LEFT**HEIGHT:** 6-1**DOB:** 6/14/96**BORN:** WEST MONROE, LA**PREP:** WEST MONROE HIGH SCHOOL**TWITTER:** @J_PEARSON2**ACQUIRED:** MINOR LEAGUE PHASE OF RULE 5 DRAFT, FROM MIN, IN DECEMBER, 2020**THROWS:** RIGHT**WEIGHT:** 200**OPENING DAY AGE:** 24**RESIDES:** WEST MONROE, LA**2020 Season:**

Did not play.

Minor League Highlights:

2019: Split the season between Single-A Cedar Rapids and High-A Fort Myers, hitting .233 (95-for-408) with 47 runs scored, 22 doubles, three triples, five home runs, 41 RBI and 43 walks in 117 games...Set single-season career highs in hits, doubles, RBI and walks. **2018:** Hit a career-best .237 in 78 games with Cedar Rapids. **2017:** After playing in 40 games with the AZL Angels to conclude his first professional season, was traded to the Minnesota Twins on 12/6 for international bonus pool money...

Amateur:

Attended West Monroe (LA) High School...Was the Louisiana Gatorade Player of the Year, the News-Star's All-NELA Player of the Year and MVP of the LSWA's Class 5A All-Star team in 2017...Batted .519 that season, his second consecutive season hitting .500 or better...Drafted by the Los Angeles Angels out of high school, in the 3rd round (85th overall) in 2017...Was committed to play collegiately at LSU prior to signing with the Angels...Originally committed to Mississippi State, but switched prior to his senior season.

Pearson's Career Stats:

Season	League	Team	AVG	G	AB	R	H	2B	3B	HR	RBI	BB	IBB	SO	SB	CS	OBP	SLG	OPS	PA	HBP	SAC	SF	GIDP
2017	ROK	ANG	.226	40	155	20	35	7	1	0	13	15	0	37	5	3	.302	.284	.586	176	2	4	0	1
2018	A	CR	.237	78	279	51	66	12	3	7	36	29	0	69	6	5	.312	.376	.688	312	2	1	1	1
2019	A	CR	.220	82	286	35	63	13	1	4	32	33	0	63	12	5	.298	.315	.613	325	1	0	5	1
2019	A+	FTM	.262	35	122	12	32	9	2	1	9	10	0	22	7	0	.313	.393	.707	134	0	0	2	0
Career	A(Adv)	Multiple	.262	35	122	12	32	9	2	1	9	10	0	22	7	0	.313	.393	.707	134	0	0	2	0
Career	A(Full)	Multiple	.228	160	565	86	129	25	4	11	68	62	0	132	18	10	.305	.345	.650	637	3	1	6	2
Career	ROK	Multiple	.226	40	155	20	35	7	1	0	13	15	0	37	5	3	.302	.284	.586	176	2	4	0	1
Career	Minors	Multiple	.233	235	842	118	196	41	7	12	90	87	0	191	30	13	.306	.341	.647	947	5	5	8	3

2021 ROSTER



OF | JEFFREY RAMOS

BATS: RIGHT**HEIGHT:** 6-2**DOB:** 2/10/99**BORN:** BONA0, DOMINICAN REPUBLIC**THROWS:** RIGHT**WEIGHT:** 218**OPENING DAY AGE:** 22**RESIDES:** BONA0, DOMINICAN REPUBLIC**ACQUIRED:** SIGNED AS A NON-DRAFTED FREE AGENT ON JULY 2, 2016**2020 Season:**

Did not play.

Minor League Highlights:

2019: Played in a single-season career best 128 games, all with High-A Florida...Led the team in RBI (56)...Finished the campaign tabbed by MLB.com as Atlanta's No. 28 prospect. **2018:** Ranked in the Top 10 among Atlanta farmhands in home runs (T4th, 16), RBI (4th, 69) and slugging percentage (9th, .424). **2017:** Named by the organization as the GCL Braves Player of the Year after batting .325 (38-for-177) and leading the team in home runs (6) and RBI (30).

Career Stats:

Season	League	Team	AVG	G	AB	R	H	2B	3B	HR	RBI	BB	IBB	SO	SB	CS	OBP	SLG	OPS	PA	HBP	SAC	SF	GIDP
2016	ROK	DSL BRA	.230	33	126	19	29	8	1	1	12	9	0	27	3	2	.283	.333	.616	138	1	0	2	1
2017	Minors	2 Teams	.307	50	189	29	58	13	1	7	38	11	0	42	1	0	.349	.497	.847	209	4	0	5	5
2017	ROK	DAN	.278	20	72	7	20	6	0	1	8	3	0	15	0	0	.308	.403	.710	78	1	0	2	2
2017	ROK	BRA	.325	30	117	22	38	7	1	6	30	8	0	27	1	0	.374	.556	.930	131	3	0	3	3
2018	A	ROM	.245	122	469	57	115	24	6	16	69	27	1	89	2	0	.290	.424	.715	503	4	0	3	17
2019	A+	FLO	.241	128	460	49	111	16	4	9	56	30	0	99	1	1	.291	.352	.643	498	4	0	4	11
Career	A(Adv)	Multiple	.241	128	460	49	111	16	4	9	56	30	0	99	1	1	.291	.352	.643	498	4	0	4	11
Career	A(Full)	Multiple	.245	122	469	57	115	24	6	16	69	27	1	89	2	0	.290	.424	.715	503	4	0	3	17
Career	ROK	Multiple	.276	83	315	48	87	21	2	8	50	20	0	69	4	2	.323	.432	.755	347	5	0	7	6
Career	Minors	Multiple	.252	333	1244	154	313	61	12	33	175	77	1	257	7	3	.299	.400	.698	1348	13	0	14	34





INF | WENDELL RIJO

BATS: RIGHT

HEIGHT: 5-11

DOB: 9/4/95

BORN: LA ROMANA, DOMINICAN REPUBLIC

TWITTER: @WENDELLRIJO

ACQUIRED: MINOR LEAGUE PHASE OF RULE 5 DRAFT, FROM NYY, IN DECEMBER, 2019

THROWS: RIGHT

WEIGHT: 175

OPENING DAY AGE: 25

RESIDES: LA ROMANA, DR

2020 Season:

Played for Toros del Este in the Dominican Winter League...In seven games, hit .071 (1-for-14) with a run and three walks.

Minor League Highlights:

2019: Played across three levels of the Yankees' system, combining to hit .258/.325/.438 (90-for-349) with a single-season career most 13 home runs and 44 RBI in 103 games between Single-A Tampa, Double-A Trenton and Triple-Scranton/Wilkes-Barre. **2018:** Began the year in Milwaukee's organization, with Double-A Biloxi, before being acquired by New York (AL) on 6/15 as the "player to be named later" in the 5/25 trade that sent C Erik Kratz to the Brewers.. With the Yankees, played with Single-A Tampa and Double-A Trenton...Across his three stops, slashed .209/.301/.312 (55-for-263) with four home runs, 27 RBI and 34 runs scored in 84 games. **2017:** Split the season between Single-A Carolina and Double-A Biloxi in the Brewers' system, batting .226/.327/.323 (44-for-195) with three home runs, 22 RBI and 28 runs scored in 77 games. **2016:** Started the campaign in Boston's organization and played for Single-A Salem and Double-A Portland...Traded to Milwaukee along with RHP Aaron Wilkerson in exchange for INF Aaron Hill on 7/7...Finished the season by playing in 50 games for Single-A Brevard County...Between the three affiliates, hit .202/.263/.267 (80-for-397) with two home runs, 30 RBI and 44 runs scored in a career high 112 games. **2015:** Spent the entire year with Single-A Salem and drove in a single-season career best 47 runs...2014: Played in 111 games, all with Single-A Greenville...2013: In his first professional season, slashed .277/.367/.375 (51-for-184) with 21 RBI and 29 runs scored in 52 games between the GCL Red Sox and Single-A Lowell.. Originally signed by Boston as a non-drafted free agent on 7/6/2012.

Career Stats:

Season	League	Team	AVG	G	AB	R	H	2B	3B	HR	RBI	BB	IBB	SO	SB	CS	OBP	SLG	OPS	PA	HBP	SAC	SF	GDP
2013	ROK	RSX	.271	49	170	28	46	15	0	0	20	22	0	29	15	5	.368	.359	.727	203	6	2	3	5
2013	A(Short)	LOW	.357	3	14	1	5	1	1	0	1	0	0	3	0	1	.357	.571	.929	14	0	0	0	1
2014	A	GVL	.254	111	409	56	104	27	6	9	46	56	1	103	16	6	.348	.416	.764	473	4	2	2	4
2015	A+	SAL	.260	108	404	47	105	27	2	6	47	34	1	94	15	7	.324	.381	.705	455	6	7	4	7
2016	Minors	2 Teams	.214	61	220	26	47	9	0	1	18	19	0	55	8	1	.278	.268	.546	247	1	6	1	2
2016	A+	SAL	.270	11	37	9	10	2	0	0	3	6	0	11	2	0	.364	.324	.688	46	0	2	1	1
2016	A+	BRV	.202	50	183	17	37	7	0	1	15	13	0	44	6	1	.259	.257	.516	201	1	4	0	1
2016	AA	POR	.186	51	177	18	33	11	0	1	12	13	0	46	2	4	.245	.266	.510	194	1	2	1	8
2017	A+	CAR	.254	36	114	12	29	7	0	3	17	13	0	20	4	2	.363	.395	.758	137	7	2	1	4
2017	AA	BLX	.185	41	81	16	15	3	0	0	5	7	0	22	2	1	.275	.222	.497	91	3	0	0	1
2018	Minors	2 Teams	.212	81	255	33	54	12	1	4	26	32	2	49	3	5	.300	.314	.613	290	0	3	0	6
2018	A+	TAM	.125	3	8	1	1	1	0	0	1	1	0	3	0	0	.333	.250	.583	12	2	0	1	0
2018	AA	BLX	.200	32	80	14	16	2	0	4	14	12	0	20	1	3	.304	.375	.679	93	0	1	0	4
2018	AA	TRN	.217	49	175	19	38	10	1	0	12	20	2	29	2	2	.297	.286	.583	197	0	2	0	2
2019	A+	TAM	.360	9	25	1	9	3	0	0	4	4	0	8	0	1	.433	.480	.913	30	0	0	1	1
2019	AA	TRN	.235	51	187	35	44	11	0	6	23	19	1	46	3	1	.309	.390	.700	208	1	1	0	6
2019	AAA	SWB	.270	43	137	18	37	10	0	7	17	8	0	35	1	0	.324	.496	.821	148	3	0	0	2
Career	AAA	Multiple	.270	43	137	18	37	10	0	7	17	8	0	35	1	0	.324	.496	.821	148	3	0	0	2
Career	AA	Multiple	.209	224	700	102	146	37	1	11	66	71	3	163	10	11	.286	.311	.597	783	5	6	1	21
Career	A(Adv)	Multiple	.248	217	771	87	191	47	2	10	87	71	1	180	27	11	.321	.353	.674	881	16	15	8	14
Career	A(Full)	Multiple	.254	111	409	56	104	27	6	9	46	56	1	103	16	6	.348	.416	.764	473	4	2	2	4
Career	A(Short)	Multiple	.357	3	14	1	5	1	1	0	1	0	0	3	0	1	.357	.571	.929	14	0	0	0	1
Career	ROK	Multiple	.271	49	170	28	46	15	0	0	20	22	0	29	15	5	.368	.359	.727	203	6	2	3	5
Career	Minors	Multiple	.240	647	2201	292	529	137	10	37	237	228	5	513	69	34	.319	.362	.681	2502	34	25	14	47

2021 ROSTER



INF | BRADEN SHEWMAKE

BATS: LEFT**HEIGHT:** 6-4**DOB:** 11/19/97**BORN:** WYLIE, TX**PREP:** WYLIE EAST HIGH SCHOOL**TWITTER:** @BRADENSHEWMAKE**ACQUIRED:** 1ST ROUND (21ST OVERALL), 2019**THROWS:** RIGHT**WEIGHT:** 205**OPENING DAY AGE:** 23**RESIDES:** WYLIE, TX**COLLEGE:** TEXAS A&M**PRONOUNCED:** SHOE-MAKE****ATLANTA BRAVES #8 PROSPECT (BA)/#4 PROSPECT (MLB)******2021 Spring Training:**

Received a non-roster invite to Atlanta's spring training...Appeared in 17 games, batting .111 (2-for-18) with a run, three walks, three stolen bases and six strikeouts.

2020 Season:

Received a non-roster invitation to Atlanta's Spring Training, less than one year after getting drafted by the Braves... Played in 11 games and went 4-for-15 (.267) with one double, two RBI, one walk and three runs scored...Played every inning defensively at shortstop (9 games, 0 starts, 32.1 total innings)...His extra-base hit (2B) came on 2/29 at Tampa Bay...Went 1-for-2 with two runs scored as a reserve...Spent the rest of the season at the club's alternate training site... Ended the season ranked by MLB.com as the Braves' No. 5 prospect.

Minor League Highlights:

2019: Played in 65 games between Single-A Rome and Double-A Mississippi after getting drafted by the Braves in June...Hit .300/.371/.425 (74-for-247) with three home runs, 40 RBI, 44 runs scored and 13 stolen bases...Named as Rome's co-Player of the Month for June...Hit .442 (19-for-43) with a 1.083 OPS in 10 games that month...Was selected as the South Atlantic League Player of the Week for the period of 6/24-30, his first full week in professional baseball... Slashed .464/.483/.750 in six games... Named by Baseball America as the best "Defensive Infielder" in Atlanta's organization...Ranked by MLB.com as the Braves' No. 9 prospect.

Amateur:

Played collegiately at Texas A&M University...In three seasons with the Aggies, hit .323 with 22 home runs and 161 RBI...Was an All-SEC First Team selection in each of his first two years with the Aggies...In 2019, was named to the midseason watch list for the Golden Spikes Award, given to the top college player in the country...Missed only one game in his collegiate career...Attended Wylie East High School and was a three-sport star...He also played quarterback on the football team and forward on the basketball team.

Career Stats:

Season	League	Team	AVG	G	AB	R	H	2B	3B	HR	RBI	BB	IBB	SO	SB	CS	OBP	SLG	OPS	PA	HBP	SAC	SF	GIDP
2019	A	ROM	.318	51	201	37	64	18	2	3	39	21	0	29	11	3	.389	.473	.862	226	3	0	1	3
2019	AA	MIS	.217	14	46	7	10	0	0	0	1	4	0	11	2	0	.288	.217	.506	52	1	0	1	3
Career	AA	Multiple	.217	14	46	7	10	0	0	0	1	4	0	11	2	0	.288	.217	.506	52	1	0	1	3
Career	A(Full)	Multiple	.318	51	201	37	64	18	2	3	39	21	0	29	11	3	.389	.473	.862	226	3	0	1	3
Career	Minors	Multiple	.300	65	247	44	74	18	2	3	40	25	0	40	13	3	.371	.425	.796	278	4	0	2	6



LHP | MITCH STALLINGS

BATS: LEFT**HEIGHT:** 6-2**DOB:** 6/30/95**BORN:** WALNUT CREEK, CA**PREP:** The Lovett School**TWITTER:** @MITCHSTALLINGS**ACQUIRED:** 30TH ROUND (892ND OVERALL), 2018**THROWS:** LEFT**WEIGHT:** 180**OPENING DAY AGE:** 25**RESIDES:** ATLANTA, GA**COLLEGE:** DUKE

2020 Season:

Did not play.

Minor League Highlights:

2019: Made 14 appearances, 12 starts, between Rookie Advanced Danville and Single-A Rome, posting a 2.04 ERA (17 ER/75.0 IP), the best among qualified pitchers in the Braves system...Was named the Appalachian League Pitcher of the Year after leading the circuit in ERA (2.25), strikeouts (69) and WHIP (1.14) and placing third in innings pitched (56.0) and batting average against (.243)...Was also the Appalachian League Pitcher of the Week for the period of 6/24-30 (6.0 IP, 2 H, 0 R, 0 BB, 11 K)...Did not allow an earned run in two June starts, totaling 11.2 innings, and was named Danville's Pitcher of the Month. **2018:** Pitched in 12 games, making two starts, between Rookie Advanced Danville and the GCL Braves, going 1-0 with a 4.18 ERA (13 ER/28.0 IP), five walks, 33 strikeouts and two saves

Amateur:

Playing for Duke University, was named to the 2018 Athens Regional All-Tournament Team after throwing 11.1 innings, including 7.0 in the clinching victory against Georgia that helped the Blue Devils advance to the program's first Super Regional. Taken by his hometown Atlanta Braves in the 30th round (No. 892 overall) of the 2018 MLB Draft...The 15th pitcher in Duke history to total 200-plus career strikeouts...The ninth Blue Devil pitcher to make 80 or more career appearances. Led The Lovett School to the Class AA state baseball championship as a junior...Pitched a complete game in the opening contest of the championship series, then went the distance again to guide the Lions to a 5-2 victory in the decisive third game...Finished the 2013 campaign with a 10-2 record and 1.10 ERA to go along with 112 strikeouts over 89.3 innings. The Lovett School is 3.3 miles from Truist Park.

Career Stats:

Season	League	Team	W	L	ERA	G	GS	CG	SHO	SV	IP	H	R	ER	HR	HB	BB	IBB	SO	WHIP	AVG	AB	WP	BK	GIDP	TBF	NP-S
2018	Minors	2 Teams	1	0	4.18	12	2	0	0	2	28.0	33	17	13	0	1	5	0	33	1.36	.289	114	4	1	3	120	243 - 162
2018	ROK	DAN	1	0	3.94	7	0	0	0	1	16.0	23	10	7	0	1	3	0	18	1.63	.333	69	2	0	2	73	243 - 162
2018	ROK	BRA	0	0	4.50	5	2	0	0	1	12.0	10	7	6	0	0	2	0	15	1.00	.222	45	2	1	1	47	N/A - N/A
2019	A	ROM	3	0	1.42	3	3	0	0	0	19.0	17	3	3	0	0	5	0	10	1.16	.250	68	3	0	5	73	285 - 173
Career	A(Full)	Multiple	3	0	1.42	3	3	0	0	0	19.0	17	3	3	0	0	5	0	10	1.16	.250	68	3	0	5	73	285 - 173
Career	ROA	Multiple	3	5	2.25	11	9	0	0	0	56.0	53	22	14	0	0	11	0	69	1.14	.243	218	4	0	3	232	874 - 600
Career	ROK	Multiple	1	0	4.18	12	2	0	0	2	28.0	33	17	13	0	1	5	0	33	1.36	.289	114	4	1	3	120	243 - 162
Career	Minors	Multiple	7	5	2.62	26	14	0	0	2	103.0	103	42	30	0	1	21	0	112	1.20	.258	400	11	1	11	425	1402 - 935

2021 ROSTER



RHP | VICTOR VODNIK

BATS: RIGHT**HEIGHT:** 6-0**DOB:** 10/9/99**BORN:** WHITTIER, CA**PREP:** RIALTO HIGH SCHOOL**TWITTER:** @VICTORVODNIK**ACQUIRED:** 14TH ROUND (412TH OVERALL), 2018**THROWS:** RIGHT**WEIGHT:** 210**OPENING DAY AGE:** 21**RESIDES:** REALTO, CA****ATLANTA BRAVES #19 PROSPECT (BA)/#15 PROSPECT (MLB)******2021 Spring Training:**

Received a non-roster invite to Atlanta's spring training...Went 1-0 with a 5.40 ERA over four appearances, with six strikeouts and no walks in 5.0 innings of work. He earned the win at Minnesota on May 26 with 2.0 scoreless innings on one hit, four strikeouts and no walks.

2020 Season:

Added to the club's player pool on September 2...Spent the rest of the season at the alternate training site in Gwinnett. Ended the season ranked by MLB.com as Atlanta's No. 17 prospect.

Minor League Highlights:

2019: In his first full professional season, made 23 appearances, three starts, for Single-A Rome...In May and June, pitched in nine games, two starts, and posted a 0.84 ERA (3 ER/32.0 IP) with nine walks and 27 strikeouts...Went on the injured list on 6/26 with a blister, and missed over a month...Finished the season ranked by MLB.com as the Braves' No. 30 prospect. **2018:** Made his professional debut with the GCL Braves, pitching in four games.

Amateur:

Graduated from Rialto High School, just over 50 miles east of Los Angeles...Pitched to a 2.77 ERA in his high school career, while hitting .360 in 91 games at the plate...Committed collegiately to Cal State Northridge before signing with Atlanta.

Career Stats:

Season	League	Team	W	L	ERA	G	GS	CG	SHO	SV	IP	H	R	ER	HR	HB	BB	IBB	SO	WHIP	AVG	AB	WP	BK	GDP	TBF	NP-S
2017	ROK	BRA	0	3	2.57	8	8	0	0	0	14.0	11	6	4	0	1	3	0	10	1.00	.208	53	1	0	0	58	N/A - N/A
2018	A	ROM	5	5	3.96	27	11	0	0	0	77.1	70	56	34	5	7	41	0	83	1.44	.235	298	8	0	4	356	1361 - 830
2019	ROK	BRA	0	1	3.38	3	3	0	0	0	8.0	3	3	3	1	2	1	0	9	0.50	.111	27	0	0	0	30	56 - 47
2019	A+	FLO	3	7	4.87	19	19	1	0	0	98.0	105	56	53	6	6	36	0	82	1.44	.276	380	3	1	3	431	1675 - 1074
Career	A(Adv)	Multiple	3	7	4.87	19	19	1	0	0	98.0	105	56	53	6	6	36	0	82	1.44	.276	380	3	1	3	431	1675 - 1074
Career	A(Full)	Multiple	5	5	3.96	27	11	0	0	0	77.1	70	56	34	5	7	41	0	83	1.44	.235	298	8	0	4	356	1361 - 830
Career	ROK	Multiple	0	4	2.86	11	11	0	0	0	22.0	14	9	7	1	3	4	0	19	0.82	.175	80	1	0	0	88	56 - 47
Career	Minors	Multiple	8	16	4.29	57	41	1	0	0	197.1	189	121	94	12	16	81	0	184	1.37	.249	758	12	1	7	875	3092 - 1951



RHP | BRANDON WHITE

BATS: RIGHT**HEIGHT:** 6-2**DOB:** 12/21/94**BORN:** COLUMBIA, SC**PREP:** CHAPIN HIGH SCHOOL**THROWS:** RIGHT**WEIGHT:** 215**OPENING DAY AGE:** 26**RESIDES:** CHAPIN, SC**COLLEGE:** LANDER UNIVERSITY (SC)**ACQUIRED:** 12TH ROUND (349TH OVERALL), 2017

2020 Season:

Did not play.

Minor League Highlights:

2019: Made 34 relief appearances between High-A Florida (33 G) and Double-A Mississippi (1 G), going 3-5 with a 1.35 ERA (8 ER/53.1 IP), 27 walks and 61 strikeouts...Posted the lowest ERA on the Fire Frogs (1.40; min. 15.0 IP)... Also led the club in games finished (26) and tied for second in saves (4)...Named a Florida State League Mid-Season All-Star...Had a 0.89 ERA (3 ER/30.1 IP) with 12 walks and 32 strikeouts prior to the break...Tabbed by the organization as Florida's Pitcher of the Month for May (1.54 ER, 2 ER/11.2 IP, 4 BB, 13 K, 7 G). **2018:** Split his second consecutive season between Single-A Rome and High-A Florida, going 3-6 with a 3.68 ERA (24 ER/58.2 IP)...Ranked tied for third in the system with 11 saves...Named Rome's Pitcher of the Month for June after going 2-0 with a 0.90 ERA and one save in 10.0 innings. **2017:** Appeared in 36 games between Rome and Florida, combining to go 2-1 with a 2.56 ERA (16 ER/56.1 IP), 51 strikeouts and 10 saves...Paced all Atlanta farmhands with 10 saves, and ranked ninth among relief prospects (min. 30.0 IP) with a 2.56 ERA...Named a South Atlantic League Mid-Season All-Star after going 1-0 with a 1.67 ERA and eight saves in 20 appearances over the season's first half...Amateur: Pitched for three seasons at Lander University in Greenwood, S.C....Holds school records in appearances (73) and saves (27)...Set the single-season program record in 2016 with 14 saves.

Amateur:

3rd-team D2CCA All-American selection during his final season at Lander University. Finished with a 10-8 record and a 3.18 ERA in 78 games and five starts over three seasons in Greenwood, SC.

Career Stats:

Season	League	Team	W	L	ERA	G	GS	CG	SHO	SV	IP	H	R	ER	HR	HB	BB	IBB	SO	WHIP	AVG	AB	WP	BK	GIDP	TBF	NP-S
2016	ROK	DAN	2	2	2.30	15	0	0	0	7	15.2	11	5	4	1	2	5	1	24	1.02	.204	54	1	0	0	63	N/A - N/A
2017	A	ROM	2	0	1.82	25	0	0	0	10	39.2	36	13	8	1	2	10	1	37	1.16	.247	146	6	0	6	163	591 - 393
2017	A+	FLO	0	1	4.32	11	0	0	0	0	16.2	15	10	8	2	0	7	2	14	1.32	.238	63	1	0	0	71	277 - 174
2018	A	ROM	2	3	1.23	25	0	0	0	9	36.2	22	12	5	0	2	9	2	40	0.85	.164	134	4	0	0	149	532 - 351
2018	A+	FLO	1	3	7.77	16	0	0	0	2	22.0	30	24	19	3	3	15	4	14	2.05	.333	90	2	1	1	114	431 - 257
2019	A+	FLO	3	5	1.40	33	0	0	0	4	51.1	44	16	8	1	4	26	3	59	1.36	.235	187	7	0	4	221	832 - 525
2019	AA	MIS	0	0	0.00	1	0	0	0	0	2.0	1	0	0	0	1	1	0	2	1.00	.143	7	1	0	0	9	37 - 22
Career	AA	Multiple	0	0	0.00	1	0	0	0	0	2.0	1	0	0	0	1	1	0	2	1.00	.143	7	1	0	0	9	37 - 22
Career	A(Adv)	Multiple	4	9	3.50	60	0	0	0	6	90.0	89	50	35	6	7	48	9	87	1.52	.262	340	10	1	5	406	1540 - 956
Career	A(Full)	Multiple	4	3	1.53	50	0	0	0	19	76.1	58	25	13	1	4	19	3	77	1.01	.207	280	10	0	6	312	1123 - 744
Career	ROK	Multiple	2	2	2.30	15	0	0	0	7	15.2	11	5	4	1	2	5	1	24	1.02	.204	54	1	0	0	63	N/A - N/A
Career	Minors	Multiple	10	14	2.54	126	0	0	0	32	184.0	159	80	52	8	14	73	13	190	1.26	.233	681	22	1	11	790	2700 - 1722

2021 ROSTER



RHP | BROOKS WILSON

BATS: LEFT**HEIGHT:** 6-2**DOB:** 3/15/96**BORN:** LAKELAND, FL**PREP:** LAKELAND CHRISTIAN**TWITTER:** @BROOKSHWILSON_**ACQUIRED:** 7TH ROUND (202ND OVERALL), 2018**THROWS:** RIGHT**WEIGHT:** 205**OPENING DAY AGE:** 25**RESIDES:** LAKELAND, FL**COLLEGE:** STETSON (FL)**2020 Season:**

Did not play.

Minor League Highlights:

2019: Made 24 appearances, 11 starts, all with High-A Florida...Went 3-3 with a 2.60 ERA (18 ER/62.1 IP), 16 walks and 56 strikeouts in his starts...Posted a 2.16 ERA (6 ER/25.0 IP) as a reliever. **2018:** Began his professional career by making 17 relief appearances between Rookie Advanced Danville and Single-A Rome, registering a 1.30 ERA (4 ER/27.2 IP) with nine walks and 25 strikeouts.

Amateur:

Attended Stetson University...Worked as a starter for the first three years before becoming the team's closer in his senior season...Had 20 saves in 32 total appearances in 2018, the most saves in a single season in school history, earning Atlantic Sun Player of the Year honors...Was also a Baseball America First Team All-American that season...Finished his collegiate career with 309 strikeouts, fourth most in school history.

Career Stats:

Season	League	Team	W	L	ERA	G	GS	CG	SHO	SV	IP	H	R	ER	HR	BB	IBB	SO	WHIP	AVG	AB	WP	BK	GDP	TBF	NP-S	
2018	ROK	DAN	2	1	1.45	10	0	0	0	1	18.2	13	4	3	2	0	6	0	17	1.02	.200	65	3	0	2	73	289 - 187
2018	A	ROM	1	1	1.00	7	0	0	0	0	9.0	7	2	1	1	3	0	8	1.11	.226	31	1	0	0	35	153 - 93	
2019	A+	FLO	4	3	2.47	24	11	1	0	0	87.1	80	31	24	2	25	0	73	1.20	.240	333	10	0	6	364	1366 - 846	
Career	A(Adv)	Multiple	4	3	2.47	24	11	1	0	0	87.1	80	31	24	2	25	0	73	1.20	.240	333	10	0	6	364	1366 - 846	
Career	A(Full)	Multiple	1	1	1.00	7	0	0	0	0	9.0	7	2	1	1	3	0	8	1.11	.226	31	1	0	0	35	153 - 93	
Career	ROK	Multiple	2	1	1.45	10	0	0	0	1	18.2	13	4	3	2	0	6	0	17	1.02	.200	65	3	0	2	73	289 - 187
Career	Minors	Multiple	7	5	2.19	41	11	1	0	1	115.0	100	37	28	5	34	0	98	1.17	.233	429	14	0	8	472	1808 - 1126	



RHP | MATT WITHROW

BATS: RIGHT**HEIGHT:** 6-4**DOB:** 9/23/93**BORN:** ODESSA, TX**PREP:** MIDLAND CHRISTIAN**TWITTER:** @MATTWITHROW35**ACQUIRED:** 6TH ROUND (180TH OVERALL), 2015**THROWS:** RIGHT**WEIGHT:** 235**OPENING DAY AGE:** 27**RESIDES:** ODESSA, TX**COLLEGE:** TEXAS TECH

2020 Season:

Did not play.

Minor League Highlights:

2019: Combined to make 19 appearances, 10 starts, between High-A Florida and the GCL Braves, going 4-4 with a 4.02 ERA (21 ER/47.0 IP), 22 walks and 51 strikeouts...Missed the first month of the season recovering from a 2018 season-ending injury...Went back on the injured list on 6/30 with right knee bursitis, and missed over a month...Made four rehab appearances with GCL...With the Fire Frogs, held opponents to a .206 average, including a .156 mark (10-for-64) **2018:** Placed on Mississippi's disabled list on 4/5 and missed the entire season with right shoulder impingement syndrome. **2017:** Made 18 appearances (15 starts) between Mississippi (AA), the GCL Braves and Florida (High-A), combining to go 1-4 with a 3.73 ERA (33 ER/79.2 IP) and 70 strikeouts. **2017:** Opened the season with Mississippi and made 10 starts before going on the seven-day disabled list (right ankle contusion) on 6/6. **2016:** Played the entirety of his second professional season with Single-A Carolina and earned the Mudcats' Pitcher of the Year honors from the organization...Paced Carolina in wins (9) and led all Mudcats starters with a 3.80 ERA, while his 131 strikeouts on the season were second most in the Carolina League and fifth most among Braves farmhands...Also ended his season in the Top 10 among Atlanta prospects in wins (T3rd, 9) and starter's ERA (8th, 3.80).


Amateur:

In 28 appearances for the Red Raiders (20 starts/8 relief) finished 8-6 with a 5.80 ERA, combined on three shutouts, 94.2 innings, 101 hits allowed, 71 runs (61 earned) with 94 strikeouts and 57 walks. In 20 career starts went 8-4 with a 5.04 ERA with 82.2 innings, 44 strikeouts and 29 walks...In eight relief outings went 0-2 with an 11.25 ERA with 12.0 innings, 15 strikeouts and 14 walks... **High School:** A two-year varsity letterwinner at Midland Christian High School for head coach Mike Munguia... drafted in the 37th round (1,146th overall) by the Texas Rangers in the 2012 Major League Baseball First-Year Players Draft... helped lead team to a state championship... won seven games while earning second team all-state and all-district... team went 27-6 with a 10-1 record in district play as a junior... was a member of the National Honor Society for two years. **Personal:** father, Mike, played baseball at Texas (1980-81) and was drafted in the seventh round of the 1981 MLB Draft by the Chicago White Sox... played parts of three seasons in the White Sox organization while advancing to Double-A (1981-84)... brother, Chris, was drafted No. 20 overall in the first round of the 2007 MLB Draft by the Los Angeles Dodgers and spent most of the 2013 season in the big leagues with the Dodgers

Career Stats:

Season	League	Team	W	L	ERA	G	GS	CG	SHO	SV	IP	H	R	ER	HR	HB	BB	IBB	SO	WHIP	AVG	AB	WP	BK	GIDP	TBF	NP-S
2015	ROK	DAN	0	4	3.56	13	13	0	0	0	48.0	48	24	19	2	4	16	0	35	1.33	.257	187	5	0	2	209	N/A - N/A
2016	A+	CAR	9	6	3.80	25	24	0	0	0	120.2	100	60	51	11	9	68	0	131	1.39	.225	444	8	0	5	530	2213 - 1355
2017	ROK	BRA	0	0	0.00	2	1	0	0	0	5.0	1	0	0	0	0	3	0	5	0.20	.077	13	0	0	0	16	N/A - N/A
2017	A+	FLO	0	1	3.08	6	4	0	0	0	26.1	21	9	9	1	1	9	0	21	1.14	.228	92	1	0	2	105	416 - 267
2017	AA	MIS	1	3	4.47	10	10	0	0	0	48.1	39	26	24	8	2	22	0	44	1.26	.220	177	2	2	3	203	810 - 509
2019	ROK	BRA	1	1	7.27	4	1	0	0	0	8.2	13	13	7	1	1	2	0	9	1.73	.325	40	0	0	0	43	74 - 62
2019	A+	FLO	3	3	3.29	15	9	0	0	0	38.1	28	15	14	1	3	20	0	42	1.25	.206	136	3	0	1	161	679 - 422
Career	AA	Multiple	1	3	4.47	10	10	0	0	0	48.1	39	26	24	8	2	22	0	44	1.26	.220	177	2	2	3	203	810 - 509
Career	A(Adv)	Multiple	12	10	3.59	46	37	0	0	0	185.1	149	84	74	13	13	97	0	194	1.33	.222	672	12	0	8	796	3308 - 2044
Career	ROK	Multiple	1	5	3.79	19	15	0	0	0	61.2	62	37	26	3	8	18	0	49	1.30	.258	240	5	0	2	268	74 - 62
Career	Minors	Multiple	14	18	3.78	75	62	0	0	0	295.1	250	147	124	24	23	137	0	287	1.31	.230	1089	19	2	13	1267	4192 - 2615

POTENTIAL 2021 PLAYERS



POTENTIAL 2021 PLAYERS



RHP | VÍCTOR ARANO

BATS: RIGHT**HEIGHT:** 6-2**DOB:** 2/7/95**BORN:** COSAMALOAPAN, MX**THROWS:** RIGHT**WEIGHT:** 230**OPENING DAY AGE:** 26**RESIDES:** COSAMALOAPAN, MX**PRONOUNCED:** VEEK-TOHR AH-RAH-NO**ACQUIRED:** OFF WAIVERS FROM PHI, JANUARY 22, 2021**2021 Spring Training:**

Was a late arrival to spring training due to visa issues and was optioned to Triple-A Gwinnett

2020 Season:

Spent the entire season at the Phillies' alternate training site. Made one relief appearance during the spring, allowing no runs in 1.0 innings.

Major League Notes:

Has pitched in 73 career games across three major league seasons, combining to go 3-2 with a 2.65 ERA (22 ER/74.2IP), three saves and 80 strikeouts from 2017-19...Has pitched exclusively for Philadelphia in the majors...Was signed by the Los Angeles Dodgers as a non-drafted free agent and acquired by the Phillies in August 2014 to complete an earlier trade between the clubs for Roberto Hernandez (Fausto Carmona)...Struck out all six batters he faced on April 14, 2019 at Miami, becoming just the second Phillies reliever since 1900 to do so and the first since Willie Hernandez on July 3, 1983 vs. the Mets...Retired each of the first 25 batters he faced to open 2018 and retired 32 straight dating to 2017, the most by a Phillies pitcher since Rick Wise also got out 32 straight during a 12-inning start on September 18, 1971...Did not allow a run in his first 10.1 innings on the season...Had his contract selected from Triple-A Reading, September 12, 2017 and made his debut that night vs. Miami with 0.2 innings. Earned his first career win four days later, September 16 vs. Oakland...Was on Philadelphia's disabled list from April 29 to May 19, 2018 with a right rotator cuff strain. Missed the majority of 2019 with a right forearm strain...Pitched in three games before being sidelined. Missed the majority of 2019 with a right forearm strain...Pitched in three games before being sidelined. Earned his first career win four days later, September 16 vs. Oakland.


Minor League Notes:

Has pitched in parts of seven seasons at the minor-league level, going 19-25 with a 3.89 ERA (166 ER/383.2 IP) and 344 strikeouts in 142 games, including 45 starts...Pitched a pair of seasons in the Dodgers organization, 2013-14, and for five seasons, 2015-2019, with the Phillies...Was named a MiLB.com Organizational All-Star with the Phillies in 2016 after going 5-2 with a 2.26 ERA (20 ER/79.2 IP) in 46 games between High-A Clearwater and Double-A Reading.

Career Stats:

Season	League	Team	W	L	ERA	G	GS	CG	SHO	SV	IP	H	R	ER	HR	BB	SO	WHIP	AVG	AB	WP	BK	GDP	TBF	NP-S		
2013	ROK	DOD	3	2	4.20	13	8	0	0	0	49.1	52	34	23	4	0	13	49	1.32	.255	204	9	0	3	218	N/A - N/A	
2014	A	GL	4	7	4.08	22	15	0	0	3	86.0	88	42	39	11	0	20	83	1.26	.260	339	7	1	5	363	233 - 145	
2015	A+	CLR	4	12	4.72	24	22	1	1	0	124.0	131	69	65	7	11	26	1	89	1.27	.276	474	11	1	12	516	309 - 208
2016	A+	CLR	4	1	2.29	35	0	0	0	4	63.0	52	21	16	4	1	15	0	71	1.06	.222	234	2	0	3	253	959 - 646
2016	AA	REA	1	1	2.16	11	0	0	0	1	16.2	11	6	4	2	0	4	1	24	0.90	.177	62	1	0	0	66	249 - 178
2017	AA	REA	1	2	4.19	32	0	0	0	9	38.2	39	20	18	7	1	11	0	38	1.29	.264	148	7	0	1	165	622 - 407
2017	MLB	PHI	1	0	1.69	10	0	0	0	0	10.2	6	2	2	0	0	4	0	13	0.94	.158	38	0	0	0	42	172 - 109
2018	AA	REA	0	0	9.00	1	0	0	0	0	1.0	2	1	1	0	0	0	0	2	2.00	.400	5	0	0	0	5	17 - 12
2018	AAA	LHV	0	0	0.00	1	0	0	0	0	1.0	1	0	0	0	0	1	0	1	2.00	.250	4	0	0	0	5	22 - 13
2018	MLB	PHI	1	2	2.73	60	0	0	0	3	59.1	54	19	18	6	1	17	4	60	1.20	.239	226	1	0	4	246	946 - 629
2019	AAA	LHV	2	0	0.00	3	0	0	0	0	4.0	0	0	0	0	0	1	0	7	0.25	.000	12	0	0	0	13	52 - 34
2019	MLB	PHI	1	0	3.86	3	0	0	0	0	4.2	2	2	2	1	0	2	0	7	0.86	.154	13	0	0	1	16	68 - 42
Career	MLB	Multiple	3	2	2.65	73	0	0	0	3	74.2	62	23	22	7	1	23	4	80	1.14	.224	277	1	0	5	304	1186 - 780
Career	AAA	Multiple	2	0	0.00	4	0	0	0	0	5.0	1	0	0	0	0	2	0	8	0.60	.063	16	0	0	0	18	74 - 47
Career	AA	Multiple	2	3	3.67	44	0	0	0	10	56.1	52	27	23	9	1	15	1	64	1.19	.242	215	8	0	1	236	886 - 597
Career	A(Adv)	Multiple	8	13	3.90	59	22	1	1	4	187.0	183	90	81	11	12	41	1	140	1.20	.258	708	13	1	15	769	1268 - 854
Career	A(Full)	Multiple	4	7	4.08	22	15	0	0	3	86.0	88	42	39	11	0	20	0	83	1.26	.260	339	7	1	5	363	233 - 145
Career	ROK	Multiple	3	2	4.20	13	8	0	0	0	49.1	52	34	23	4	0	13	0	49	1.32	.255	204	9	0	3	218	N/A - N/A
Career	Minors	Multiple	19	25	3.89	142	45	1	1	17	383.2	376	193	166	35	13	91	2	344	1.22	.254	1482	37	2	24	1604	2463 - 1643

POTENTIAL 2021 PLAYERS



INF | BRYCE BALL

BATS: LEFT**HEIGHT:** 6-6**DOB:** 7/8/98**BORN:** MASON CITY, IA**PREP:** NEWMAN CATHOLIC HIGH SCHOOL**TWITTER:** @BRYCEBALL_05**ACQUIRED:** 24TH ROUND (722ND OVERALL), 2019**THROWS:** RIGHT**WEIGHT:** 240**OPENING DAY AGE:** 22**RESIDES:** MASON CITY, IA**COLLEGE:** DALLAS BAPTIST

****ATLANTA BRAVES #18 PROSPECT (BA)/#13 PROSPECT (MLB)****

2021 Spring Training:

Received a non-roster invite to Atlanta's spring training...Hit .238 (5-for-21) with three runs, two RBI, two walks, and ten strikeouts in 15 games.

2020 Season:

Received a non-roster invitation to Atlanta's Spring Training, less than one year after getting drafted by the Braves... Played in 10 games and went 3-for-16 (.188) with one home run, one RBI, three walks and three runs scored...Added to the Club Player Pool on 7/7 and spent the rest of the season at the alternate training site...Ended the season ranked by MLB.com as the Braves' 19th-best prospect.

Minor League Highlights:

2019: Split his first professional season between Single-A Danville and Rome, combining to hit .329 (76-for-231) with 17 home runs and 52 RBI...Was named by the organization as Danville's (Rookie-Advanced) Player of the Year...Led Danville and finished second in the league with 13 home runs despite playing in only 41 games...Was also tabbed as Danville's Player of the Month in both June and July... Was an Appalachian League Post-Season All-Star...Along with finishing second in the circuit in home runs, ranked eighth with 38 RBI...Was also the Appy League Player of the Week for the period of 6/18-23, his first week in professional baseball...Hit .526 with two home runs and seven RBI, posting a 1.473 OPS...Selected by Baseball America as an Appalachian League Rookie All-Star...Also tabbed by the publication as the best "Power Hitter" in the Braves organization.

Amateur:

In his only season at Dallas Baptist University, was a First Team All-Missouri Valley Conference selection after leading the conference in home runs (18), RBI (54) and walks (51)...His 18 home runs were the fifth most in a single season in DBU's Division I era...Spent the first two years of his collegiate career at North Iowa Area CC...Was a four-year letterman at Newman Catholic (IA) High School...Named a Rawlings-Perfect Game Honorable Mention All-American following his senior season.

Career Stats:

Season	League	Team	AVG	G	AB	R	H	2B	3B	HR	RBI	BB	IBB	SO	SB	CS	OBP	SLG	OPS	PA	HBP	SAC	SF	GIDP
2019	A	ROM	.337	21	86	14	29	6	0	4	14	4	0	20	0	0	.367	.547	.913	90	0	0	0	1
Career	A(Full)	Multiple	.337	21	86	14	29	6	0	4	14	4	0	20	0	0	.367	.547	.913	90	0	0	0	1
Career	ROA	Multiple	.324	41	145	37	47	12	0	13	38	22	5	30	0	0	.410	.676	1.086	173	2	0	4	2
Career	Minors	Multiple	.329	62	231	51	76	18	0	17	52	26	5	50	0	0	.395	.628	1.023	263	2	0	4	3

POTENTIAL 2021 PLAYERS



C | LOGAN BROWN

BATS: LEFT**HEIGHT:** 6-1**DOB:** 9/14/96**BORN:** EVANSVILLE, IN**PREP:** MT. VERNON HIGH SCHOOL**TWITTER:** @LOGAN14BROWN**ACQUIRED:** 35TH ROUND (1,042ND OVERALL), 2018**THROWS:** RIGHT**WEIGHT:** 190**OPENING DAY AGE:** 24**RESIDES:** EVANSVILLE, IN**COLLEGE:** SOUTHERN INDIANA****ATLANTA BRAVES #28 PROSPECT (BA)/#25 PROSPECT (MLB)******2021 Spring Training:**

Received a non-roster invite to Atlanta's spring training...Appeared in just one game and got just one at-bat but made the most of it, going 1-for-1 on February 28 at Tampa Bay.

2020 Season:

On Atlanta's initial 60-man player pool...Spent the season at the club's alternate training site...Ended the season ranked by MLB.com as the Braves' No. 27 prospect.

Minor League Highlights:

2019: Split the season between Single-A Rome and High-A Florida, combining to hit .272/.313/.334 (100-for-368) with 20 extra-base hits (18 2B, 1 3B, 1 HR), 46 RBI and 37 runs scored in 99 games...Threw out 37-of-93 would-be base stealers (39.8%) between the two stops... Played in 51 games with Rome and was a Mid-Season South Atlantic League All-Star...Also tabbed as the organization's co-Player of the Month for June...Hit .333 (15-for-45) in 12 June games... Caught two-time All-Star Dallas Keuchel's first start in the Braves organization, on 6/10. Finished the season as MLB.com's No. 26 Braves' prospect.

Amateur:

Played three seasons collegiately, 2016-18, at Southern Indiana University in Evansville, Ind...In 140 games with the Screaming Eagles, hit .310/.381/.419 (136-for-439) with five home runs and 72 RBI...In 2018, had a 21-game hitting streak, the school's single-season record...Defensively, threw out 25-of-70 (35.7%) runners attempting to steal... Attended Mt. Vernon (IN) High School...Named the Defensive Player of the Year as a senior...Also played tennis.

Career Stats:

Season	League	Team	AVG	G	AB	R	H	2B	3B	HR	RBI	BB	IBB	SO	SB	CS	OBP	SLG	OPS	PA	HBP	SAC	SF	GIDP
2018	ROK	BRA	.272	37	114	13	31	5	0	3	16	11	0	16	0	1	.346	.395	.741	127	2	0	0	7
2019	A	ROM	.301	51	193	25	58	11	1	1	26	11	0	39	0	0	.351	.383	.734	208	4	0	0	2
2019	A+	FLO	.240	48	175	12	42	7	0	0	20	6	0	44	0	0	.269	.280	.549	182	1	0	0	3
Career	A(Adv)	Multiple	.240	48	175	12	42	7	0	0	20	6	0	44	0	0	.269	.280	.549	182	1	0	0	3
Career	A(Full)	Multiple	.301	51	193	25	58	11	1	1	26	11	0	39	0	0	.351	.383	.734	208	4	0	0	2
Career	ROK	Multiple	.272	37	114	13	31	5	0	3	16	11	0	16	0	1	.346	.395	.741	127	2	0	0	7
Career	Minors	Multiple	.272	136	482	50	131	23	1	4	62	28	0	99	0	1	.321	.349	.670	517	7	0	0	12

POTENTIAL 2021 PLAYERS



INF | RILEY DELGADO

BATS: RIGHT**HEIGHT:** 5-9**DOB:** 2/22/95**BORN:** MIAMI, FL**PREP:** MIAMI PALMETTO HIGH SCHOOL**TWITTER:** @THEREALG_19**ACQUIRED:** 9TH ROUND (260ND OVERALL), 2017**THROWS:** RIGHT**WEIGHT:** 180**OPENING DAY AGE:** 24**RESIDES:** MURFREESBORO, TN**COLLEGE:** MIDDLE TENNESSEE**2020 Season:**

Did not play in 2020.

Minor League Highlights:

2019: Spent the entire year with High-A Florida and was named a Florida State League Mid- and Post-Season All-Star... Led the circuit in hits (144), while finishing seventh in batting average (.282)...Named Florida's Player of the Month for April by the organization...Slashed .326/.369/.400 (31-for-95) with nine RBI in 24 games that month...Finished the campaign tabbed by MLB.com as Atlanta's No. 24 prospect...Named by Baseball America as having the best "Strike-Zone Discipline" in the Braves organization. **2018:** Appeared in 122 games between Single-A Rome and High-A Florida, combining to bat .315 (153-for-486)...Led all Atlanta farmhands with 153 hits...Was named a South Atlantic League Mid-Season All-Star after hitting .318 in 59 games before the All-Star break...Honored by the organization as Rome's Player of the Month for April after batting .360 (27-for-75) in 19 games. **2017:** Month for April after batting .360 (27-for-75) in 19 games...**2017:** Split his first professional season between Rookie Advanced Danville and Single-A Rome, and combined to bat .217/.280/.241 between the two clubs.

Amateur:

Finished his career at Middle Tennessee State with a career batting average of .369, seventh best in program history. During his senior season, started all 55 games at shortstop (all 110 in his career), hit leadoff in 50 of 55 games (105 of 110 games in his career)...Named Second Team All-Conference for the second consecutive year...Led the team with 26 multi-hit games, 82 hits, 108 total bases and 41 runs...Ranked eighth in C-USA in batting average (135th in the nation), seventh in hits (19th in the nation)...52nd toughest player to strikeout in all of college baseball...Tied for first on the team with 23 walks Prior to attending Middle Tennessee Delgado attended Columbia St. CC (TN) and won a Golden Glove in 2015 and was named the NJCAA National Defensive Player of the Year...Hit .370 with 25 RBIs, 43 runs and nine stolen bases as a sophomore...Did not commit an error during sophomore year...Hit .343 with one home run, 43 RBIs and 55 runs as a freshman...Delgado prepped at Miami Palmetto where he was named Rookie of the Year and second team All-Dade County as a freshman...Named Defensive Player of the Year and first team All-Dade County as a sophomore...Awarded MVP and the Captain Award as both a junior and senior ... Hit .400 with 28 hits as a freshman, .386 with 26 hits as a sophomore, .426 with 32 hits as a junior and .384 with 26 hits as a senior.

Career Stats:

Season	League	Team	AVG	G	AB	R	H	2B	3B	HR	RBI	BB	IBB	SO	SB	CS	OBP	SLG	OPS	PA	HBP	SAC	SF	GIDP
2017	ROK	DAN	.232	22	69	5	16	1	0	0	6	7	0	9	0	0	.299	.246	.545	78	0	1	1	0
2017	A	ROM	.143	4	14	3	2	1	0	0	5	1	0	2	0	0	.188	.214	.402	16	0	0	1	0
2018	A	ROM	.330	78	309	35	102	19	0	2	45	17	0	30	1	0	.382	.411	.793	340	11	0	3	1
2018	A+	FLO	.288	44	177	15	51	5	0	0	11	12	0	18	0	0	.340	.316	.657	192	2	1	0	5
2019	A+	FLO	.282	131	511	49	144	15	3	0	33	28	0	42	1	1	.324	.323	.647	549	5	3	2	13
Career	A(Adv)	Multiple	.283	175	688	64	195	20	3	0	44	40	0	60	1	1	.328	.321	.650	741	7	4	2	18
Career	A(Full)	Multiple	.322	82	323	38	104	20	0	2	50	18	0	32	1	0	.374	.402	.776	356	11	0	4	1
Career	ROK	Multiple	.232	22	69	5	16	1	0	0	6	7	0	9	0	0	.299	.246	.545	78	0	1	1	0
Career	Minors	Multiple	.292	279	1080	107	315	41	3	2	100	65	0	101	2	1	.340	.341	.681	1175	18	5	7	19

POTENTIAL 2021 PLAYERS



OF | TRAVIS DEMERITTE

BATS: RIGHT**HEIGHT:** 6-0**DOB:** 9/30/94**BORN:** MANHATTAN, NY**PREP:** WINDER-BARROW HIGH SCHOOL**TWITTER:** @DEMERITTETRAVIS**ACQUIRED:** OFF WAIVERS FROM DET, FEBRUARY 12, 2021**THROWS:** RIGHT**WEIGHT:** 180**OPENING DAY AGE:** 26**RESIDES:** STATHAM, GA**PRONOUNCED:** DUH-MARE-IT**2021 Spring Training:**

Received a non-roster invite to Atlanta's spring training...Hit .133 (2-for-15) with a run, three RBI, five walks, a stolen base and nine strikeouts in 14 games played.

2020 Season:

In his second major-league season, played in 18 games with Detroit and hit .172/.273/.207 (5-for-29) with one double, four RBI, three walks and five runs scored...Had two separate stints with the major-league club...Started the season at the club's alternate training site in Toledo...Recalled to Detroit on 7/31, before being optioned on 8/14...Recalled again on 9/1, and was optioned on 9/18...Made eight starts, six of which came in right field...The other two came in left field...Also made one pitching appearance...Pitched 1.0 inning on 9/9 vs. Milwaukee...Allowed four hits and four runs, surrendering two home runs...Four of his hits on the season came with runners on base...Hit .333/.467/.417 (4-for-12) in those situations...With runners in scoring position, had three hits in nine at-bats (.333) with one double and four RBI...Went 1-for-4 (.250) as a pinch hitter with two strikeouts...In his first plate appearance of the season, on 7/31, hit a two-run double off Cincinnati's Raisel Iglesias in the eighth inning...Detroit won, 7-2... Entered the game in the seventh inning as a pinch runner and scored on a wild pitch.

Major League Highlights:

Has played in each of the last two seasons with the Tigers, his only major-league experience...Has batted .217/.284/.323 (43-for-198) with eight doubles, two triples, three home runs and 14 RBI in 66 games... Has been traded twice in his career, and claimed off waivers once...Drafted by the Rangers, and traded to Atlanta shortly before the 2016 non-waiver trade deadline...Sent to Detroit at the 2019 non-waiver trade deadline in a package for RH Shane Greene... Atlanta re-acquired him this February, claiming him off waivers... Has primarily played right field, with all but two of his 54 career starts coming from that position...Also started two games in left field, while appearing in two games as the designated hitter and one as a pitcher...Has just two errors in 130 total chances...Has a career 47.2% hard-hit rate – batted balls with an exit velocity over 95 mph...For reference, if he enough batted balls to qualify, that total would place in the top 25 of all major leaguers over the last two seasons...Made his major-league debut on 8/2/19 at Texas, against the organization that drafted him in 2013...Began the season with Atlanta's Triple-A affiliate...Went straight to Detroit's major-league roster after being acquired in trade...Went 1-for-2 with one triple, two walks and one stolen base, getting the start in right field and hitting seventh...Became just the fourth Tigers player to triple in his major-league debut, and the first since Andres Torres on 4/7/02 vs. Cleveland...Additionally, was just the seventh player in franchise history to draw multiple walks in his debut, and the first since Lance Parrish in the second game of a doubleheader on 9/5/77 vs. Baltimore...Also walked twice in his second career game, 8/3 at Texas...He was the first Tigers player since at least 1908 to walk two or more times in each of his first two big-league games...Hit his first career home run on 8/8/19 off Kansas City RH Josh Staumont...It tied the game at eight apiece in the seventh inning...Detroit would go on to win, 10-8... Demeritte also drew a career-best three walks in the game, while scoring a career-most three runs...Has only been sidelined once in his minor leagues, missing a week in 2017 with a left great toe blister.

Major League Highlights:

Has played in 681 minor-league games in parts of seven seasons between the Rangers and Braves systems, batting .244/.339/.464 (588-for-2,412) with 133 doubles, 28 triples and 114 home runs... Has made starts at six different positions in his minor-league career...The majority of his time has come at second base (319 games)...He has also started games at left field (153), second base (73), right field (36), shortstop (25) and center field (1)...In his last minor-league season, 2019, played with Triple-A Gwinnett and was an International League Mid-Season All-Star...In 96 games

POTENTIAL 2021 PLAYERS

before getting traded to Detroit, posted a .558 slugging percentage and .944 OPS, totals that each placed fourth in the league...Named by the Atlanta organization as Double-A Mississippi's Player of the Year in 2018...Finished third in the Braves' farm system in home runs (17) and walks (57)...Also tabbed as Mississippi's Player of the Month for August... In his first full season in Atlanta's organization, 2017, was a Southern League Mid-Season All-Star with Double-A Mississippi...Played in 124 games and finished tied for fourth in the Braves' system in walks (49) and sixth in home runs (15). In 2016, began the season with the Rangers' High-A High Desert club before being traded to Atlanta in July and finishing the season with High-A Carolina...Had 66 extra-base hits, tied for the sixth most among all minor leaguers... While in the Texas organization, named a California League Mid-Season All-Star...Selected to the SiriusXM All-Star Futures Game in San Diego...Started at second base for the United States team and went 0-for-1 with one walk... Following the season, played 22 games for Salt River in the Arizona Fall League...Had 12 extra-base hits (4 2B, 4 3B, 4 HR), 14 RBI and 11 walks...Named to the All-Prospect Team. Suspended 80 games in 2015 after testing positive for a banned substance. Appeared in 56 games with Adelaide in the Australian Baseball League following the season...Had nine home runs and 36 RBI...In 2014, hit 25 home runs to lead the South Atlantic League, the most among teenage players in the minors...Concluded his first professional season, 2013, as the Rangers' eighth-best prospect, according to Baseball America.

Amateur:

Attended Winder-Barrow High School in Winder, Ga., approximately 50 miles northeast of Truist Park...Also played basketball...On the diamond, primarily played shortstop, while also serving as the team's No. 1 starter and leadoff hitter...Hit .404 with 12 home runs in his senior season, and went 8-1 with a 0.69 ERA (5 ER/50.2 IP) on the mound, completing five of the nine games he started. Played club baseball for East Cobb (Ga.) and helped the team win the World Wood Bat Championship in Jupiter, Fla. Went 3-for-3 with a double and four RBI in the championship game. Committed to play collegiately at the University of South Carolina, but opted to sign with Texas.

Career Stats:

Season	League	Team	AVG	G	AB	R	H	2B	3B	HR	RBI	BB	IBB	SO	SB	CS	OBP	SLG	OPS	PA	HBP	SAC	SF	GIDP
2013	ROK	RAN	.285	39	144	31	41	5	3	4	20	29	0	49	5	1	.411	.444	.856	175	2	0	0	1
2014	A	HIC	.211	118	398	77	84	16	2	25	66	50	0	171	6	2	.310	.450	.760	466	9	5	4	4
2015	A(Short)	SPO	.150	5	20	0	3	0	0	0	0	2	0	11	0	2	.227	.150	.377	22	0	0	0	1
2015	A	HIC	.241	48	170	27	41	12	1	5	19	25	0	69	10	1	.343	.412	.755	198	2	0	1	2
2016	Minors	2 Teams	.266	123	455	94	121	29	9	28	70	67	1	175	17	4	.361	.554	.915	530	3	1	4	8
2016	A+	HD	.272	88	331	73	90	20	4	25	59	41	0	125	13	3	.352	.583	.935	378	2	0	4	7
2016	A+	CAR	.250	35	124	21	31	9	5	3	11	26	1	50	4	1	.384	.476	.860	152	1	1	0	1
2017	AA	MIS	.231	124	458	62	106	21	6	15	45	49	0	134	5	7	.306	.402	.708	511	1	1	2	9
2018	AA	MIS	.222	128	428	69	95	22	5	17	63	57	1	140	6	2	.316	.416	.732	494	4	1	4	3
2019	AAA	GWN	.286	96	339	68	97	28	2	20	73	51	0	106	4	3	.387	.558	.944	399	6	1	2	5
2019	MLB	DET	.225	48	169	24	38	7	2	3	10	14	0	63	3	0	.286	.343	.630	186	1	1	1	3
2020	MLB	DET	.172	18	29	5	1	0	0	0	4	3	0	14	0	0	.273	.207	.480	33	1	0	0	0
Career	MLB	Multiple	.217	66	198	29	43	8	2	3	14	17	0	77	3	0	.284	.323	.608	219	2	1	1	3
Career	AAA	Multiple	.286	96	339	68	97	28	2	20	73	51	0	106	4	3	.387	.558	.944	399	6	1	2	5
Career	AA	Multiple	.227	252	886	131	201	43	11	32	108	106	1	274	11	9	.311	.409	.720	1005	5	2	6	12
Career	A(Adv)	Multiple	.266	123	455	94	121	29	9	28	70	67	1	175	17	4	.361	.554	.915	530	3	1	4	8
Career	A(Full)	Multiple	.220	166	568	104	125	28	3	30	85	75	0	240	16	3	.320	.438	.759	664	11	5	5	6
Career	A(Short)	Multiple	.150	5	20	0	3	0	0	0	0	2	0	11	0	2	.227	.150	.377	22	0	0	0	1
Career	ROK	Multiple	.285	39	144	31	41	5	3	4	20	29	0	49	5	1	.411	.444	.856	175	2	0	0	1
Career	Minors	Multiple	.244	681	2412	428	588	133	28	114	356	330	2	855	53	22	.339	.464	.803	2795	27	9	17	33



POTENTIAL 2021 PLAYERS



RHP | BRYCE ELDER

BATS: RIGHT**HEIGHT:** 6-2**DOB:** 5/19/99**BORN:** DENTON, TX**PREP:** DECATUR HS**TWITTER:** @BRYCE_ELDER13**ACQUIRED:** 5TH ROUND (156TH OVERALL), 2020**THROWS:** RIGHT**WEIGHT:** 225**OPENING DAY AGE:** 21**RESIDES:** DECATUR, TX**COLLEGE:** TEXAS****ATLANTA BRAVES #12 PROSPECT (BA)/#16 PROSPECT (MLB)*******Amateur:***

In his three-year career at the University of Texas, Elder went 10-6 with a 3.42 ERA (55 ER/144.2 IP) in 39 appearances, 18 starts...All 21 of his relief appearances came during his freshman season...In his abbreviated junior campaign, 2020, earned Collegiate Baseball Second Team All-American honors after allowing just six earned runs in 26.0 innings (2.08 ERA) and striking out 32 in four starts...Entered the draft ranked by Baseball America as the No. 83 draft prospect, and by MLB.com as the No. 109 prospect...Attended Decatur (TX) High School...Threw back-to-back no-hitters in the playoffs in his senior season, a year in which he went 7-2 with a 0.60 ERA...Also played golf and basketball in high school.

Career Stats:

No professional stats

POTENTIAL 2021 PLAYERS



OF | JESSE FRANKLIN V

BATS: LEFT**HEIGHT:** 6-2**DOB:** 12/1/98**BORN:** SEATTLE, WA**PREP:** SEATTLE PREPARATORY SCHOOL**THROWS:** LEFT**WEIGHT:** 215**OPENING DAY AGE:** 22**RESIDES:** SEATTLE, WA**COLLEGE:** MICHIGAN**ACQUIRED:** 3RD ROUND (97TH OVERALL), 2020****ATLANTA BRAVES #14 PROSPECT (BA)/#16 PROSPECT (MLB)******2020 Season:**

In his first professional season, was added to Atlanta's 60-man player pool on July 29...Spent the rest of the season at the club's alternate training site...Ended the season ranked by MLB.com as the Braves' No. 29 prospect.

Amateur:

In two seasons at the University of Michigan, hit .287 (122-for-425) with 23 home runs and 102 RBI, posting a .520 slugging percentage in 115 games...He did not play this past season, 2020, because of a broken collarbone suffered in January...Was Michigan's primary centerfielder during the Wolverines' run to the College World Series Finals in 2019...Named to the CWS All-Tournament Team...The Seattle native was also drafted out of high school (Seattle Preparatory School) by the Mariners in 2017 (37th round)...That season he was Washington's Gatorade Player of the Year.

Personal: Father Jesse was a 2-year letterwinner in crew at University of Washington

Career Stats:

No professional stats

POTENTIAL 2021 PLAYERS



RHP | TANNER GORDAN

BATS: LEFT**HEIGHT:** 6-5**DOB:** 10/26/97**BORN:** CHAMPAIGN, IL**PREP:** CENTRAL HS**TWITTER:** @TANNERGORDON53**ACQUIRED:** 6TH ROUND (187TH OVERALL), 2019**THROWS:** RIGHT**WEIGHT:** 220**OPENING DAY AGE:** 23**RESIDES:** CHAMPAIGN, IL**COLLEGE:** INDIANA**2019 Season:**

Posted the best ERA on Rookie Advanced Danville, 2.22 (min. 12 appearances)...Struck out 36 in 24.1 innings, an average of 13.3 per 9.0 innings...Made five appearances in August and went 2-0 with a 0.87 ERA (1 ER/10.1 IP) with four walks and 17 strikeouts.

Amateur:

Gordon spent two years at John A. Logan College (JUCO) where he pitched a blistering 2.06 ERA in his sophomore season on 70 innings pitched. He averaged 13.37 K/9 during his sophomore season before transferring to Indiana University. During Tanner Gordon's single season at IU, he contributed a 6-5 record to the Big Ten regular season champions and he was an integral component of Jeff Mercer's first-year Hoosiers. He pitched an ERA of 3.39 across 85 total innings.

Career Stats:

Season	League	Team	W	L	ERA	G	GS	CG	SHO	SV	IP	H	R	ER	HR	HB	BB	IBB	SO	WHIP	AVG	AB	WP	BK	GIDP	TBF	NP-S
2019	College	Multiple	0	1	8.31	1	1	0	0	0	4.1	7	5	4	1	0	5	1	5	2.77	.350	20	0	0	0	26	91-58
Career	ROA	Multiple	2	1	2.22	13	0	0	0	0	24.1	13	6	6	2	0	12	0	36	1.03	.155	84	2	0	0	97	396-264
Career	Minors	Multiple	2	1	2.22	13	0	0	0	0	24.1	13	6	6	2	0	12	0	36	1.03	.155	84	2	0	0	97	396-264

POTENTIAL 2021 PLAYERS



OF | MICHAEL HARRIS II

BATS: LEFT**HEIGHT:** 6-0**DOB:** 3/7/01**BORN:** DEKALB, GA**PREP:** STOCKBRIDGE (GA) HIGH SCHOOL**TWITTER:** @MONEYYYMIKEEE**ACQUIRED:** 3RD ROUND (98TH OVERALL), 2019**THROWS:** LEFT**WEIGHT:** 195**OPENING DAY AGE:** 20**RESIDES:** ELLENWOOD, GA****ATLANTA BRAVES #11 PROSPECT (BA)/#10 PROSPECT (MLB)******2021 Spring Training:**

Received a non-roster invite to Atlanta's spring training...Hit .278 (5-for-18) with a double, home run, three runs, two walks and .350 OBP. His homer came on March 11 against Tampa Bay in the seventh inning of a 2-0 win.

2020 Season:

Added to Atlanta's 60-man player pool on 7/15...Spent the rest of the season at the club's alternate training site...

Appeared in two exhibition games during summer camp in July...Went 1-for-4 (.250) with one RBI and two strikeouts...

Ended the season ranked by MLB.com as Atlanta's No. 12 prospect.

Minor League Highlights:

2019: Split his first professional season between rookie-level GCL and Single-A Rome, batting .277 (53-for-191) with two home runs, 27 RBI, eight stolen bases and 26 runs scored in 53 games. Named by the organization as the GCL Braves' Player of the Year...Led the team in batting average (.349), on-base percentage (.403), slugging percentage (.514) and OPS (.917). Also tabbed as the club's Player of the Month for July...Batted .379/.423/.561 in 19 games that month.

Amateur:

Graduated from Stockbridge (GA) High School, approximately 40 miles southeast of Truist Park...Was a two-way player...On the mound, the left-hander struck out 172 of the 469 batters he faced (36.7%), while posting a 1.87 ERA in his senior season...At the plate, the switch-hitter had a career .442 batting average in 74 games.

Career Stats:

Season	League	Team	AVG	G	AB	R	H	2B	3B	HR	RBI	BB	IBB	SO	SB	CS	OBP	SLG	OPS	PA	HBP	SAC	SF	GIDP
2019	ROK	BRA	.349	31	109	15	38	6	3	2	16	9	0	20	5	2	.403	.514	.917	119	1	0	0	2
2019	A	ROM	.183	22	82	11	15	2	1	0	11	9	0	22	3	0	.269	.232	.500	93	1	0	1	2
Career	A(Full)	Multiple	.183	22	82	11	15	2	1	0	11	9	0	22	3	0	.269	.232	.501	93	1	0	1	2
Career	ROK	Multiple	.349	31	109	15	38	6	3	2	16	9	0	20	5	2	.403	.514	.917	119	1	0	0	2
Career	Minors	Multiple	.277	53	191	26	53	8	4	2	27	18	0	42	8	2	.344	.393	.737	212	2	0	1	4

POTENTIAL 2021 PLAYERS



RHP | DAYSBEL HERNÁNDEZ

BATS: RIGHT**HEIGHT:** 6-1**DOB:** 9/15/96**BORN:** SANDINO, CUBA**THROWS:** RIGHT**WEIGHT:** 235**OPENING DAY AGE:** 24**RESIDES:** TOLLESON, AZ**PRONOUNCED** DAYS-BELL HER-NAN-DEZ**ACQUIRED:** SIGNED AS A NON-DRAFTED FREE AGENT, SEPTEMBER 13, 2017****ATLANTA BRAVES #15 PROSPECT (BA/#17 PROSPECT (MLB))******2021 Spring Training:**

Appeared in six games for the Braves and posted no record and a 9.00 ERA, allowing four earned runs on six hits in 4.0 innings. He logged five strikeouts and four walks.

2020 Season:

Pitched for Caneros de Los Mochis in the Mexican Pacific Winter League and was 1-1 with a 3.24 ERA, two saves over nine outings and 8.1 innings pitched. He struck out eight and walked three.


Minor League Highlights:

2019: A Spent the entire year with High-A Florida, making 35 relief appearances...Led the club in saves (7), wins (5, tied) and appearances (35, tied)...Struck out 70 hitters in 52.2 innings, an average of 12.0 strikeouts per 9.0 innings...Limited opponents to a .184 batting average...Named the Fire Frogs' June Pitcher of the Month by the organization...Did not allow a run in six appearances, going 2-0 in 11.1 innings with four walks and 15 strikeouts...Ended the season tabbed by MLB.com as the Braves' No. 20 prospect. **2018:** In his first professional season, combined to go 2-2 with a 4.50 ERA (19 ER/38.0 IP), 23 walks and 36 strikeouts in 21 relief appearances between Single-A Rome and High-A Florida.

Career Stats:

Season	League	Team	W	L	ERA	G	GS	CG	SHO	SV	IP	H	R	ER	HR	BB	IBB	SO	WHIP	AVG	AB	WP	BK	GIDP	TBF	NP-S	
2018	A	ROM	1	0	3.33	13	0	0	0	1	24.1	15	9	9	0	15	0	26	1.23	.174	86	4	1	2	102	403 - 241	
2018	A+	FLO	1	2	6.59	8	0	0	0	0	13.2	13	14	10	2	1	8	0	10	1.54	.260	50	1	1	2	61	211 - 130
2019	A+	FLO	5	2	1.71	35	0	0	0	7	52.2	34	14	10	2	4	23	1	70	1.08	.184	185	6	0	2	220	884 - 543
Career	A(Adv)	Multiple	6	4	2.71	43	0	0	0	7	66.1	47	28	20	4	5	31	1	80	1.18	.200	235	7	1	4	281	1054 - 641
Career	A(Full)	Multiple	1	0	3.33	13	0	0	0	1	24.1	15	9	9	0	15	0	26	1.23	.174	86	4	1	2	102	403 - 241	
Career	Minors	Multiple	7	4	2.88	56	0	0	0	8	90.2	62	37	29	4	5	46	1	106	1.19	.193	321	11	2	6	383	1457 - 882

POTENTIAL 2021 PLAYERS



RHP | CONNOR JOHNSTONE

BATS: RIGHT**HEIGHT:** 6-1**DOB:** 10/4/94**BORN:** SAN DIEGO, CA**PREP:** ROSWELL HS (GA)**THROWS:** RIGHT**WEIGHT:** 195**OPENING DAY AGE:** 26**RESIDES:** ATLANTA, GA**COLLEGE:** WAKE FOREST**ACQUIRED:** 21ST ROUND (620TH OVERALL), 2017**2021 Spring Training:**

Received a non-roster invitation to Atlanta's spring training...Appeared in six games and picked up one save, going 0-1 with a walk and five strikeouts in 5.2 innings pitched.

2020 Season:

Received a non-roster invitation to Atlanta's Spring Training...Made two relief appearances, allowing one run, unearned, in 2.1 innings...Walked one and struck out one.

Minor League Highlights:

2019: In 35 appearances, seven starts, between Double-A Mississippi and Triple-A Gwinnett, went 7-4 with a 4.24 ERA (43 ER/91.1 IP), 27 walks and 57 strikeouts...All seven of his starts came with Mississippi...Went 2-2 with a 3.96 ERA (16 ER/36.1 IP) with eight walks and 20 strikeouts in those games...Made Gwinnett's Opening Day roster...Pitched in four games before being transferred to Mississippi...Appeared in three other games with the Stripers, all in June...After the season, played in the Arizona Fall League...In six appearances with the Scottsdale Scorpions, all starts, had a 3.27 ERA (8 ER/22.0 IP) with four walks and 19 strikeouts...Tied for the team high in starts and wins (2), while ranking second in innings pitched (22.0). **2018:** In 35 appearances, seven starts, between Double-A Mississippi and Triple-A Gwinnett, went 7-4 with a 4.24 ERA (43 ER/91.1 IP), 27 walks and 57 strikeouts...All seven of his starts came with Mississippi...Went 2-2 with a 3.96 ERA (16 ER/36.1 IP) with eight walks and 20 strikeouts in those games...Made Gwinnett's Opening Day roster...Pitched in four games before being transferred to Mississippi...Appeared in three other games with the Stripers, all in June...After the season, played in the Arizona Fall League...In six appearances with the Scottsdale Scorpions, all starts, had a 3.27 ERA (8 ER/22.0 IP) with four walks and 19 strikeouts...Tied for the team high in starts and wins (2), while ranking second in innings pitched (22.0).

Amateur:

Was a four-year starter at Wake Forest University...Was a Second Team All-ACC selection in his senior year...Completed the fifth undefeated season in school history that year (min. seven decisions) after going 8-0 with a 3.61 ERA...Played baseball at Roswell High School, 20 miles north of Truist Park...Had a 1.97 ERA in 2012 and was named a First Team All-Region.

Career Stats:

Season	League	Team	W	L	ERA	G	GS	CG	SHO	SV	IP	H	R	ER	HR	HB	BB	IBB	SO	WHIP	AVG	AB	WP	BK	GIDP	TBF	NP-S
2017	ROK	DAN	1	1	5.40	3	3	0	0	0	10.0	10	6	6	2	0	1	0	12	1.10	.250	40	2	0	0	41	150 - 95
2018	A+	FLO	1	3	2.81	18	6	0	0	2	48.0	38	15	15	2	0	11	1	44	1.02	.213	178	1	0	2	190	689 - 460
2018	AA	MIS	0	0	3.12	7	2	0	0	0	17.1	18	7	6	2	1	8	0	12	1.50	.273	66	0	0	2	75	261 - 161
2018	AAA	GWN	2	0	4.50	5	4	0	0	0	22.0	23	12	11	5	1	7	0	15	1.36	.261	88	0	0	0	97	362 - 224
2019	AA	MIS	5	4	4.12	28	7	0	0	1	78.2	93	38	36	4	2	21	4	50	1.45	.299	311	8	0	12	336	1078 - 725
2019	AAA	GWN	2	0	4.97	7	0	0	0	0	12.2	14	8	7	1	1	6	1	7	1.58	.275	51	1	0	0	58	222 - 143
Career	AAA	Multiple	4	0	4.67	12	4	0	0	0	34.2	37	20	18	6	2	13	1	22	1.44	.266	139	1	0	0	155	584 - 367
Career	AA	Multiple	5	4	3.94	35	9	0	0	1	96.0	111	45	42	6	3	29	4	62	1.46	.294	377	8	0	14	411	1339 - 886
Career	A(Adv)	Multiple	1	3	2.81	18	6	0	0	2	48.0	38	15	15	2	0	11	1	44	1.02	.213	178	1	0	2	190	689 - 460
Career	ROK	Multiple	1	1	5.40	3	3	0	0	0	10.0	10	6	6	2	0	1	0	12	1.10	.250	40	2	0	0	41	150 - 95
Career	Minors	Multiple	11	8	3.86	68	22	0	0	3	188.2	196	86	81	16	5	54	6	140	1.33	.267	734	12	0	16	797	2762 - 1808

POTENTIAL 2021 PLAYERS



OF | BRETT LANGHORNE

BATS: LEFT**HEIGHT:** 6-3**DOB:** 6/14/96**BORN:** RICHMOND, VA**PREP:** LEE DAVIS HIGH SCHOOL**TWITTER:** @LRETTBANGHORNE**ACQUIRED:** 10TH ROUND (292ND OVERALL), 2018**THROWS:** RIGHT**WEIGHT:** 210**OPENING DAY AGE:** 24**RESIDES:** MECHANICSVILLE, VA**COLLEGE:** CARSON-NEWMAN**2020 Season:**

Did not play.

Minor League Highlights:

2019: Spent the entire year with High-A Florida and led the club in walks (44). **2018:** Reached base at a .375 clip, the fifth-highest percentage among qualified Atlanta farmhands.

Amateur:

Is the highest drafted position player in Carson-Newman College history...In his senior season, won a Gold Glove (3B). Overall he became the 19th player in the history of the C-N program and 20th overall selection in a draft that since it started in 1965... Transferred to C-N at the start of his junior season for the 2017 campaign from Tennessee, Langhorne filled the stat sheet missing one game in two seasons...In 101 games, he posted a .325 batting average with 14 home runs, 75 RBIs, 84 runs scored and 37 stolen bases in 45 attempts...Attended Lee Davis High School in Virginia and was ranked the No. 3 shortstop and the No. 12 prospect in the Commonwealth of Virginia for 2014 by Perfect Game. Personal: Father Meade Langhorne played professional baseball in the Kansas City Royals organization and is a hitting instructor with the Richmond Braves National Teams.

Career Stats:

Season	League	Team	AVG	G	AB	R	H	2B	3B	HR	RBI	BB	IBB	SO	SB	CS	OBP	SLG	OPS	PA	HBP	SAC	SF	GDP
2018	ROK	DAN	.281	52	185	23	52	7	2	0	24	28	0	67	8	2	.375	.341	.716	216	1	0	2	2
2019	A+	FLO	.203	117	359	38	73	15	2	3	34	44	0	146	12	5	.289	.281	.570	414	2	2	7	4
Career	A(Adv)	Multiple	.203	117	359	38	73	15	2	3	34	44	0	146	12	5	.289	.281	.570	414	2	2	7	4
Career	ROK	Multiple	.281	52	185	23	52	7	2	0	24	28	0	67	8	2	.375	.341	.716	216	1	0	2	2
Career	Minors	Multiple	.230	169	544	61	125	22	4	3	58	72	0	213	20	7	.318	.301	.620	630	3	2	9	6

2021 ROSTER



RHP | WILL LATCHAM

BATS: RIGHT**HEIGHT:** 6-2**DOB:** 1/26/96**BORN:** BRIARCLIFFE, PA**PREP:** CARDINAL O'HARA HIGH SCHOOL**TWITTER:** @LATCHAM_DOWN**ACQUIRED:** MINOR LEAGUE FREE AGENT ON APRIL 21, 2021**THROWS:** RIGHT**WEIGHT:** 200**OPENING DAY AGE:** 25**RESIDES:** BRIARCLIFFE, PA**COLLEGE:** COASTAL CAROLINA**PRONOUNCED:** LATCH-UM**2020 Season:**

Did not play.

Minor League Highlights:

2019: Participated in early workouts and seminars as part of the Cardinals Spring Training Early Program (S.T.E.P.). **2018:** Named a Florida State League All-Star...ranked 2nd among Cardinals minor league pitchers with 12 saves and T-7th with 44 appearances. **2017:** Ranked 4th among New York-Penn League relief pitchers and 5th among Cardinals minor league pitchers with 12.03 strikeouts/9 IP.

Amateur:

Played two seasons at Cumberland County Community College before Coastal Carolina...Led NJCAA Division III with 128 strikeouts as a sophomore...Named Region XIX Pitcher of the Year and first team All-Region...Ranked third nationally with three shutouts and fifth in innings pitched (83.1)...His 13.82 strikeouts per nine innings ranked fourth in the nation...Was 6-3 with a 1.84 ERA in 13 games, all starts as a freshman, only allowed 27 walks...Went 3-0 with 29 strikeouts in 25 2/3 innings in his lone year at Coastal Carolina as a junior in 2017. Was originally drafted by the Cardinals in the 17th round in 2017... He played high school baseball for Cardinal O'Hara in Springfield, Pennsylvania.

Latcham's Career Stats:

Season	League	Team	W	L	ERA	G	GS	CG	SHO	SV	IP	H	R	ER	HR	HB	BB	IBB	SO	WHIP	AVG	AB	WP	BK	GIDP	TBF	NP-S
2017	A(Short)	SC	3	1	2.05	18	0	0	0	4	30.2	26	11	7	3	1	11	0	41	1.21	.232	112	4	0	2	126	484 - 316
2018	A+	PMB	4	3	3.00	34	0	0	0	9	42.0	29	16	14	2	5	18	4	52	1.12	.190	153	1	0	2	178	728 - 475
2018	AA	SPR	1	1	5.11	10	0	0	0	3	12.1	13	8	7	1	2	5	0	8	1.46	.289	45	0	0	5	53	207 - 130
2019	AA	SPR	0	2	7.08	31	0	0	0	0	40.2	56	32	32	9	5	20	1	31	1.87	.348	161	3	0	7	189	741 - 451
Career	AA	Multiple	1	3	6.62	41	0	0	0	3	53.0	69	40	39	10	7	25	1	39	1.77	.335	206	3	0	12	242	948 - 581
Career	A(Adv)	Multiple	4	3	3.00	34	0	0	0	9	42.0	29	16	14	2	5	18	4	52	1.12	.190	153	1	0	2	178	728 - 475
Career	A(Short)	Multiple	3	1	2.05	18	0	0	0	4	30.2	26	11	7	3	1	11	0	41	1.21	.232	112	4	0	2	126	484 - 316
Career	Minors	Multiple	8	7	4.30	93	0	0	0	16	125.2	124	67	60	15	13	54	5	132	1.42	.263	471	8	0	16	546	2160 - 1372

POTENTIAL 2021 PLAYERS



C | CARLOS MARTÍNEZ

BATS: RIGHT**HEIGHT:** 5-11**DOB:** 5/2/95**BORN:** CARTAGENA, COLOMBIA**TWITTER:** @CMARTINEZ0502**ACQUIRED:** SIGNED AS A NON-DRAFTED FREE AGENT, JULY 15, 2012**THROWS:** RIGHT**WEIGHT:** 195**OPENING DAY AGE:** 26**RESIDES:** CARTAGENA, COLOMBIA**2020 Season:**

Did not play.

Minor League Highlights:


2019: Spent the entire year with Double-A Mississippi and hit .198 (37-for-187) in 63 games...Recorded single-season career bests in home runs (2) and stolen bases (3)...Caught 444.2 innings (over 55 games, 52 starts), a single-season career most...Threw out 10 would-be basestealers in 46 attempts (21.7%). **2018:** Played a career-most 66 games between Single-A Rome and Double-A Mississippi, and batted .256 (54-for-211) between the two clubs...Caught 46% of runners attempting to steal, throwing out 26 of 57 base stealers. **2017:** Appeared in 51 games with Rome (A) and a single contest with Florida (A+), combining to bat a career-best .272 (44-for-162) with a .353 on-base percentage...Set career highs in average, games (52), hits (44) and walks (16). **2016:** Played his second consecutive season with Danville (Rookie-Advanced) and batted .224 (22-for-98) over 30 games.

Career Stats:

Season	League	Team	AVG	G	AB	R	H	2B	3B	HR	RBI	BB	IBB	SO	SB	CS	OBP	SLG	OPS	PA	HBP	SAC	SF	GIDP
2013	ROK	DSL BRA	.254	44	122	19	31	5	0	0	13	10	0	7	2	0	.336	.295	.631	142	6	2	2	4
2014	ROK	BRA	.243	32	74	9	18	4	0	0	2	4	0	7	1	0	.300	.297	.597	83	2	3	0	2
2015	ROK	DAN	.229	32	105	10	24	4	0	1	7	10	0	16	0	0	.311	.295	.606	120	3	1	1	2
2016	ROK	DAN	.224	30	98	8	22	2	0	0	10	3	0	8	0	0	.252	.245	.497	107	2	0	4	1
2017	A	ROM	.270	51	159	12	43	1	0	0	11	16	0	19	1	1	.354	.277	.630	182	5	1	1	2
2017	A+	FLO	.333	1	3	0	1	1	0	0	0	0	0	0	0	0	.333	.667	1.000	3	0	0	0	0
2018	A	ROM	.270	21	74	7	20	4	0	0	6	5	0	5	1	0	.316	.324	.641	79	0	0	0	5
2018	AA	MIS	.248	45	137	15	34	7	0	1	19	10	1	16	0	0	.307	.321	.628	150	2	0	1	4
2019	AA	MIS	.198	63	187	11	37	4	0	2	15	12	0	33	3	0	.268	.251	.520	207	6	2	0	10
Career	AA	Multiple	.219	108	324	26	71	11	0	3	34	22	1	49	3	0	.285	.281	.565	357	8	2	1	14
Career	A(Adv)	Multiple	.333	1	3	0	1	1	0	0	0	0	0	0	0	0	.333	.667	1.000	3	0	0	0	0
Career	A(Full)	Multiple	.270	72	233	19	63	5	0	0	17	21	0	24	2	1	.342	.292	.634	261	5	1	1	7
Career	ROK	Multiple	.238	138	399	46	95	15	0	1	32	27	0	38	3	0	.303	.283	.586	452	13	6	7	9
Career	Minors	Multiple	.240	319	959	91	230	32	0	4	83	70	1	111	8	1	.306	.286	.592	1073	26	9	9	30



POTENTIAL 2021 PLAYERS



OF | SHEAN MICHEL

BATS: RIGHT**HEIGHT:** 5-11**DOB:** 9/26/97**BORN:** WILLEMSTAD, CURACAO**ACQUIRED:** SIGNED AS A NON-DRAFTED FREE AGENT ON AUGUST 19, 2014**THROWS:** RIGHT**WEIGHT:** 170**OPENING DAY AGE:** 23**RESIDES:** WILLEMSTAD, CURACAO**2020 Season:**

Did not play.

Minor League Highlights:

2019: in a single-season career best 79 games between High-A Florida and Double-A Mississippi, hitting .209 (47-for-225) with 11 extra-base hits (6 2B, 5 3B) and seven RBI. **2018:** Combined to bat .250 (50-for-200) in 60 games between High-A Florida and Single-A Rome...Hit his first professional home run on 6/10 vs. Jupiter. **2017:** Appeared in 40 games between rookie-level GCL and Danville, combining to bat .312/.365/.403...Among Braves farmhands with at least 150 at-bats, his .312 batting average was third highest in the system. **2016:** Played in 65 games between the DSL and GCL Braves, batting .272/.336/.339 (65-for-239) with 11 extra-base hits, 27 RBI and 38 runs scored...Garnered DSL Braves Player of the Year honors from the organization.

Career Stats:

Season	League	Team	AVG	G	AB	R	H	2B	3B	HR	RBI	BB	IBB	SO	SB	CS	OBP	SLG	OPS	PA	HBP	SAC	SF	GIDP
2015	ROK	DSL BRA	.272	54	213	33	58	6	5	0	35	15	0	44	9	7	.322	.347	.669	235	2	2	3	5
2016	Minors	2 Teams	.272	65	239	38	65	6	5	0	27	22	0	35	12	5	.336	.339	.675	270	3	2	4	5
2016	ROK	BRA	.195	26	87	12	17	1	0	0	8	7	0	18	3	1	.255	.207	.462	96	0	2	0	3
2016	ROK	DSL BRA	.316	39	152	26	48	5	5	0	19	15	0	17	9	4	.379	.414	.794	174	3	0	4	2
2017	Minors	2 Teams	.312	40	154	26	48	10	2	0	13	13	0	33	9	4	.365	.403	.768	169	0	2	0	2
2017	ROK	DAN	.326	35	132	23	43	9	2	0	11	11	0	30	7	4	.378	.424	.802	145	0	2	0	2
2017	ROK	BRA	.227	5	22	3	5	1	0	0	2	2	0	3	2	0	.292	.273	.564	24	0	0	0	0
2018	A	ROM	.267	32	101	10	27	6	0	0	5	12	0	32	1	4	.339	.327	.666	116	0	1	2	0
2018	A+	FLO	.232	28	99	10	23	3	0	1	11	6	0	26	2	2	.276	.293	.569	108	0	3	0	1
2019	A+	FLO	.214	73	215	25	46	6	4	0	7	28	0	63	10	2	.303	.279	.582	246	0	2	1	7
2019	AA	MIS	.100	6	10	0	1	0	1	0	0	2	0	7	0	0	.250	.300	.550	12	0	0	0	0
Career	AA	Multiple	.100	6	10	0	1	0	1	0	0	2	0	7	0	0	.250	.300	.550	12	0	0	0	0
Career	A(Adv)	Multiple	.220	101	314	35	69	9	4	1	18	34	0	89	12	4	.295	.283	.579	354	0	5	1	8
Career	A(Full)	Multiple	.267	32	101	10	27	6	0	0	5	12	0	32	1	4	.339	.327	.666	116	0	1	2	0
Career	ROK	Multiple	.282	159	606	97	171	22	12	0	75	50	0	112	30	16	.338	.358	.696	674	5	6	7	12
Career	Minors	Multiple	.260	298	1031	142	268	37	17	1	98	98	0	240	43	24	.324	.332	.656	1156	5	12	10	20

POTENTIAL 2021 PLAYERS



C | JONATHAN MORALES

BATS: RIGHT**HEIGHT:** 5-11**DOB:** 1/29/95**BORN:** ARROYO, PUERTO RICO**PREP:** ESCUELA NATIVIDAD RODRIGUEZ GONZALEZ**ACQUIRED:** 25TH ROUND (750TH OVERALL), 2015**THROWS:** RIGHT**WEIGHT:** 200**OPENING DAY AGE:** 26**RESIDES:** ARROYO, PUERTO RICO**COLLEGE:** MIAMI DADE CC- SOUTH.**2021 Spring Training:**

Received a non-roster invitation to Atlanta's Spring Training for the second straight year...Went 1-for-4, but appeared in 12 games this spring, adding his lone hit, an RBI double, on March 22 against the Twins.

2020 Season:

Received a non-roster invitation to Atlanta's Spring Training...Played in eight games and went 3-for-9 (.333) with one double, one RBI and two runs scored...Spent the rest of the season at the club's alternate training site.

Minor League Highlights:

2019: Split his fifth professional season between Double-A Mississippi and Triple-A Gwinnett...Hit .240/.305/.309 (66-for-275) with two home runs, 25 RBI and 27 runs scored in 80 games...Also drew 27 walks, a single-season career most...Defensively, appeared in 62 games behind the plate (61 starts) and 14 at first base (11 starts)...Between his two stops, threw out 32.7 percent of basestealers (18-of-55). **2018:** Combined to bat .265/.326/.340 in 70 games between Double-A Mississippi, Triple-A Gwinnett and the GCL Braves...Was on Gwinnett's disabled list from 5/25-7/13 with a right knee medial meniscus injury. **2017:** Split the season between Florida (A+) and Mississippi (AA), combining to bat .219 over 92 games...Threw out 35% (13-of-37) of would-be base stealers. **2016:** Played his first full professional season with Single-A Rome and named a South Atlantic League Mid-Season All-Star...Caught half of would-be basestealers from behind the plate, throwing out 53 of 106 runners. **2015:** Earned GCL Braves Player of the Year honors...Led the club with a .304 (41-for-135) average...Named by Baseball America as the "Best Late Round Pick" in Atlanta's 2015 draft class, after being selected out of Miami Dade Community College - South.

Career Stats:

Season	League	Team	AVG	G	AB	R	H	2B	3B	HR	RBI	BB	IBB	SO	SB	CS	OBP	SLG	OPS	PA	HBP	SAC	SF	GDP
2015	ROK	BRA	.304	46	135	24	41	7	0	7	22	14	0	14	2	2	.377	.511	.889	152	2	1	0	2
2016	A	ROM	.269	113	424	49	114	25	0	4	55	25	0	55	3	4	.313	.356	.669	462	5	2	6	8
2017	AA	FLO	.253	53	194	25	49	4	0	2	17	12	1	32	1	1	.300	.304	.604	209	1	2	0	6
2017	AA	MIS	.169	39	130	8	22	4	0	1	12	7	0	20	0	0	.221	.223	.445	143	2	3	1	8
2018	ROK	BRA	.259	8	27	2	7	1	0	1	3	2	0	2	0	0	.355	.407	.762	31	2	0	0	0
2018	AA	MIS	.268	46	142	12	38	7	1	1	21	9	1	21	0	2	.325	.352	.677	159	4	2	2	10
2018	AAA	GWN	.261	16	46	4	12	0	0	0	9	3	0	8	0	0	.314	.261	.575	51	1	0	1	3
2019	AA	MIS	.201	46	154	10	31	8	0	0	13	17	0	24	0	0	.278	.253	.532	178	1	2	4	6
2019	AAA	GWN	.289	34	121	17	35	5	0	2	12	10	0	25	0	0	.341	.380	.721	132	0	0	1	5
Career	AAA	Multiple	.281	50	167	21	47	5	0	2	21	13	0	33	0	0	.333	.347	.681	183	1	0	2	8
Career	AA	Multiple	.214	131	426	30	91	19	1	2	46	33	1	65	0	2	.277	.277	.554	480	7	7	7	24
Career	A(Adv)	Multiple	.253	53	194	25	49	4	0	2	17	12	1	32	1	1	.300	.304	.604	209	1	2	0	6
Career	A(Full)	Multiple	.269	113	424	49	114	25	0	4	55	25	0	55	3	4	.313	.356	.669	462	5	2	6	8
Career	ROK	Multiple	.296	54	162	26	48	8	0	8	25	16	0	16	2	2	.374	.494	.867	183	4	1	0	2
Career	Minors	Multiple	.254	401	1373	151	349	61	1	18	164	99	2	201	6	9	.310	.339	.649	1517	18	12	15	48

POTENTIAL 2021 PLAYERS



LHP | GABRIEL NOGUERA

BATS: LEFT**HEIGHT:** 6-2**DOB:** 5/31/96**BORN:** GUARENAS, VENEZUELA**THROWS:** LEFT**WEIGHT:** 175**OPENING DAY AGE:** 24**RESIDES:** NORCROSS, GA**PRONOUNCED:** NO-GEH-RAH**ACQUIRED:** SIGNED AS A NON-DRAFTED FREE AGENT ON MAY 31, 2016**2020 Season:**

Did not play.

Minor League Highlights:

2019: After spending the 2018 season on the restricted list, Noguera appeared in 24 games, 16 starts for Low-A Rome, going 4-5 with a 3.59 ERA (38 ER/95.1 IP), 44 walks, 82 strikeouts. **2018:** Was suspended for 50 games after testing positive for a “drug of abuse” for the second time. He spent the season on the Restricted List. **2017:** Split the season between the DSL and GCL Braves, going 2-2 with a 1.58 ERA (9 ER/51.1 IP), 25 walks and 48 strikeouts in 14 games, nine starts.

Career Stats:

Season	League	Team	W	L	ERA	G	GS	CG	SHO	SV	IP	H	R	ER	HR	HB	BB	IBB	SO	WHIP	AVG	AB	WP	BK	GIDP	TBF	NP-S
2017	Minors	2 Teams	2	2	1.58	14	9	0	0	0	51.1	33	15	9	2	5	25	0	48	1.13	.184	179	7	2	4	209	N/A - N/A
2017	ROK	BRA	1	0	2.66	5	3	0	0	0	20.1	14	7	6	1	2	11	0	17	1.23	.192	73	4	1	3	86	N/A - N/A
2017	ROK	DSL BRA	1	2	0.87	9	6	0	0	0	31.0	19	8	3	1	3	14	0	31	1.06	.179	106	3	1	1	123	N/A - N/A
2019	A	ROM	4	5	3.59	24	16	0	0	2	95.1	99	59	38	8	7	44	0	82	1.50	.268	369	10	4	7	428	1550 - 959
Career	A(Full)	Multiple	4	5	3.59	24	16	0	0	2	95.1	99	59	38	8	7	44	0	82	1.50	.268	369	10	4	7	428	1550 - 959
Career	ROK	Multiple	2	2	1.58	14	9	0	0	0	51.1	33	15	9	2	5	25	0	48	1.13	.184	179	7	2	4	209	N/A - N/A
Career	Minors	Multiple	6	7	2.88	38	25	0	0	2	146.2	132	74	47	10	12	69	0	130	1.37	.241	548	17	6	11	637	1550 - 959

POTENTIAL 2021 PLAYERS



RHP | A.J. PUCKETT

BATS: RIGHT**HEIGHT:** 6-4**DOB:** 5/27/95**BORN:** WALNUT CREEK, CA**PREP:** DE LA SALLE, CONCORD**TWITTER:** @PUCKETT_AJ15**ACQUIRED:** SELECTED FROM CHW IN MILB PHASE OF THE 2020 RULE 5 DRAFT**THROWS:** RIGHT**WEIGHT:** 210**OPENING DAY AGE:** 25**RESIDES:** DANVILLE, CA**COLLEGE:** PEPPERDINE**2020 Season:**

Did not play.

Minor League Highlights:

2019: Missed his second-straight season after undergoing Tommy John surgery in March. **2018:** Missed the entire season due to a sprained right elbow...Entered the campaign tabbed by Baseball America as the No. 15 prospect in the White Sox organization...Also named by the publication as having the \Best Changeup\ in the organization. **2017:** In his first full professional season, combined to go 10-7 with a 3.98 ERA (60 ER/135.2 IP) and 119 strikeouts in 25 starts between High-A Wilmington and Winston-Salem in the Carolina League...Ranked among league leaders in wins (10, T3rd), innings pitched (135.2, 7th), games started (25, T7th) and strikeouts (119, T9th)... Selected a Mid-Season All-Star with Wilmington in the Kansas City Royals system...Traded by Kansas City with LHP Andre Davis to the Chicago White Sox in exchange for OF Melky Cabrera on 7/30. **2016:** Pitched to a combined 3.68 ERA (24 ER/58.2 IP), going 2-4 with 45 strikeouts in 13 starts between the AZL Royals and Single-A Lexington.

Amateur:

Played collegiately for three seasons at Pepperdine University in Malibu, Calif., 2014-16...Was a First-Team All-American in 2016, earning West Coast Conference Pitcher of the Year honors after pitching to a 1.27 ERA in his 14 starts and 99.1 innings...It was the third-best single-season ERA in program history...Recorded a consecutive scoreless innings streak of 45.2 innings, the third-longest streak in NCAA history...Drafted by the Kansas City Royals in 2016...Was the Royals' top draft pick that season after getting selected 67th overall (2nd round)...Graduated from De La Salle High School in Danville, Calif in 2013...Also was drafted out of high school by the Oakland Athletics (35th round)...Grew up an A's fan.

Career Stats:

Season	League	Team	W	L	ERA	G	GS	CG	SHO	SV	IP	H	R	ER	HR	HB	BB	IBB	SO	WHIP	AVG	AB	WP	BK	GIDP	TBF	NP-S
2016	ROK	ROY	0	1	3.86	2	2	0	0	0	7.0	8	5	3	1	1	0	0	8	1.14	.258	31	1	0	0	32	N/A - N/A
2016	A	LEX	2	3	3.66	11	11	0	0	0	51.2	42	22	21	4	2	15	0	37	1.10	.227	185	0	0	6	205	770 - 486
2017	Minors	2 Teams	10	7	3.98	25	25	0	0	0	135.2	142	67	60	9	5	51	0	119	1.42	.272	523	5	0	13	590	1878 - 1190
2017	A+	WIL	9	7	3.90	20	20	0	0	0	108.1	107	53	47	7	5	46	0	98	1.41	.257	416	4	0	9	475	1558 - 981
2017	A+	WS	1	0	4.28	5	5	0	0	0	27.1	35	14	13	2	0	5	0	21	1.46	.327	107	1	0	4	115	320 - 209
Career	A(Adv)	Multiple	10	7	3.98	25	25	0	0	0	135.2	142	67	60	9	5	51	0	119	1.42	.272	523	5	0	13	590	1878 - 1190
Career	A(Full)	Multiple	2	3	3.66	11	11	0	0	0	51.2	42	22	21	4	2	15	0	37	1.10	.227	185	0	0	6	205	770 - 486
Career	ROK	Multiple	0	1	3.86	2	2	0	0	0	7.0	8	5	3	1	1	0	0	8	1.14	.258	31	1	0	0	32	N/A - N/A
Career	Minors	Multiple	12	11	3.89	38	38	0	0	0	194.1	192	94	84	14	8	66	0	164	1.33	.260	739	6	0	19	827	2648 - 1676

2021 ROSTER



OF | GARRISON SCHWARTZ

BATS: LEFT**HEIGHT:** 6-1**DOB:** 1/22/96**BORN:** CHANDLER, AZ**PREP:** DESERT VISTA HIGH SCHOOL**TWITTER:** @GTSCHWARTZ7**ACQUIRED:** 16TH ROUND (470TH OVERALL), 2017**THROWS:** LEFT**WEIGHT:** 210**OPENING DAY AGE:** 25**RESIDES:** TEMPE, AZ**COLLEGE:** GRAND CANYON UNIVERSITY.**2020 Season:**

Did not play.

Minor League Highlights:

2019: Played in 70 games between High-A Florida and Double-A Mississippi, slashing .195/.283/.260 (39-for-200) with two home runs, 16 RBI and 20 runs scored...Missed over six weeks of the season with a fractured left hand. **2018:** Batted .232 (91-for-393) over 117 games between Single-A Rome and High-A Florida. **2017:** Split his first professional campaign between Rookie Advanced Danville and High-A Florida, batting .267/.383/.495 with 25 runs, 14 extra-base hits and 15 RBI over 34 games.

Amateur:

Played three seasons at Grand Canyon University...Was the Western Athletic Conference Player of the Year in 2017 after batting .303 with a .503 slugging percentage...Was an All-WAC team selection in each of his three years...As a senior at Desert Vista High School hit .476 (40-for-84) with 14 doubles, 2 home runs, and 22 RBIs as a senior en route to being named AZBCA Division I First Team All-State and First Team All-Section...Only struck out nine times in 105 plate appearances...Earned Ahwatukee Foothills Athlete of the Year and was a Tempe All-City selection in both baseball and football. **Personal:** Father, Gary, played college baseball at the University of Missouri - St. Louis...Chose his major in college, finance, for his interest in mathematics and the stock market.

Career Stats:

Season	League	Team	AVG	G	AB	R	H	2B	3B	HR	RBI	BB	IBB	SO	SB	CS	OBP	SLG	OPS	PA	HBP	SAC	SF	GIDP
2017	ROK	DAN	.281	31	96	24	27	9	0	5	15	19	1	24	1	2	.398	.531	.930	120	1	2	2	1
2017	A+	FLO	.111	3	9	1	1	0	0	0	0	1	0	5	1	0	.200	.111	.311	10	0	0	0	0
2018	A	ROM	.203	20	64	8	13	3	0	0	4	9	0	22	1	1	.320	.250	.570	75	2	0	0	1
2018	A+	FLO	.237	97	329	28	78	19	2	4	31	36	1	90	7	4	.321	.343	.664	374	6	0	3	10
2019	A+	FLO	.216	55	162	15	35	7	0	2	16	16	1	51	0	2	.289	.296	.585	182	1	2	1	1
2019	AA	MIS	.105	15	38	5	4	0	0	0	0	7	1	15	1	0	.261	.105	.366	46	1	0	0	0
Career	AA	Multiple	.105	15	38	5	4	0	0	0	0	7	1	15	1	0	.261	.105	.366	46	1	0	0	0
Career	A(Adv)	Multiple	.228	155	500	44	114	26	2	6	47	53	2	146	8	6	.309	.324	.633	566	7	2	4	11
Career	A(Full)	Multiple	.203	20	64	8	13	3	0	0	4	9	0	22	1	1	.320	.250	.570	75	2	0	0	1
Career	ROK	Multiple	.281	31	96	24	27	9	0	5	15	19	1	24	1	2	.398	.531	.930	120	1	2	2	1
Career	Minors	Multiple	.226	221	698	81	158	38	2	11	66	88	4	207	11	9	.320	.334	.654	807	11	4	6	13



POTENTIAL 2021 PLAYERS



RHP | JARED SHUSTER

BATS: LEFT**HEIGHT:** 6-3**DOB:** 9/3/98**BORN:** NEW BEDFORD, MA**PREP:** TABOR ACADEMY**TWITTER:** @JAREDS_14**ACQUIRED:** 1ST ROUND (25TH OVERALL), 2020**THROWS:** LEFT**WEIGHT:** 205**OPENING DAY AGE:** 22**RESIDES:** NEW BEDFORD, MA**COLLEGE:** WAKE FOREST**PRONOUNCED:** SHEW-STUHR****ATLANTA BRAVES #9 PROSPECT (BA)/#7 PROSPECT (MLB)******2020 Season:**

In his first professional season, was on Atlanta's initial 60-man player pool...Spent the season at the club's alternate training site.


Amateur:

In three seasons at Wake Forest, went 6-8 with a 6.17 ERA (88 ER/128.1 IP) in 41 appearances, 22 starts...Struck out 169 in 128.1 innings, including 98 over 68.0 innings in 2019, his sophomore season...His 12.4 strikeouts per 9.0 innings that season is the third-highest single-season total in program history...Following that 2019 campaign, pitched for the Orleans Firebirds of the Cape Cod League and went 4-0 with a 1.36 ERA to earn All-Star honors...Made seven starts, five of which were scoreless...In his final season with the Demon Deacons, 2020, served as the Saturday starter and posted a 3.76 ERA (11 ER/26.1 IP), striking out 43 batters and walking just four...Prior to attending Wake Forest, went to Tabor Academy in Marion, Mass...Was a two-way player...Batted .506 as a junior and .347 as a senior, combining to hit 10 home runs...Also played basketball.

Career Stats:

No professional stats

POTENTIAL 2021 PLAYERS



RHP | SPENCER STRIDER

BATS: RIGHT**HEIGHT:** 6-0**DOB:** 10/28/98**BORN:** COLUMBUS, OH**PREP:** CHRISTIAN ACADEMY OF KNOXVILLE**TWITTER:** @SPENCERSTRIDER**ACQUIRED:** 4TH ROUND (126TH OVERALL), 2020**THROWS:** RIGHT**WEIGHT:** 205**OPENING DAY AGE:** 22**RESIDES:** KNOXVILLE, TN**COLLEGE:** CLEMSON****ATLANTA BRAVES #21 PROSPECT (MLB)******2020 Season:**

n his first professional season, was added to Atlanta's 60-man player pool on August 17...Spent the rest of the season at the club's alternate training site..

Amateur:

In three seasons with Clemson, went 5-2 with a 4.71 ERA (33 ER/63.0 IP) in 26 appearances, 10 starts...Struck out 89, an average of 12.7 per 9.0 innings...He missed the entire 2019 season after undergoing Tommy John surgery that February...He returned in 2020 and made a team-most four starts, allowing six runs in 12.0 innings (4.50 ERA) with 19 strikeouts...In his first season with the Tigers, 2018, was a Collegiate Baseball Freshman All-American, striking out 70 in 51.0 innings...Was a three-time ACC Academic Honor Roll member...Majored in political science...Before joining Clemson, attended the Christian Academy of Knoxville...He was Tennessee's Gatorade Player of the Year and Mr. Baseball as a senior, 2017...Drafted by the Cleveland Indians in the 35th round that year...Grew up idolizing Corey Kluber.

Career Stats:

No professional stats

POTENTIAL 2021 PLAYERS



RHP | FREDDY TARNOK

BATS: RIGHT**HEIGHT:** 6-4**DOB:** 11/24/98**BORN:** BRANDON, FL**PREP:** RIVERVIEW HIGH SCHOOL**TWITTER:** @PUCKETT_AJ15**ACQUIRED:** 3RD ROUND (90TH OVERALL), 2017**THROWS:** RIGHT**WEIGHT:** 210**OPENING DAY AGE:** 22**RESIDES:** BRANDON, FL**PRONOUNCED:** TAR-KNOCK****ATLANTA BRAVES #20 PROSPECT (BA)/#11 PROSPECT (MLB)******2021 Spring Training:**

Received a non-roster invitation to Atlanta's Spring Training...Went 1-0 with a save and did not give up a run over 1.2 innings pitched, three strikeouts and a walk. He earned with win against Tampa Bay on March 14 and save at Minnesota on March 26.

2020 Season:

Did not play.

Minor League Highlights:

2019: Spent the year with High-A Florida and made three rehab appearances with the GCL Braves...Combined to go 3-8 with a 4.75 ERA (56 ER/106.0 IP) in 22 starts...Went on the injured list on 6/4 with a right rotator cuff strain, and was reinstated on 7/17... Ended the season ranked by MLB.com as the Braves' No. 15 prospect. **2018:** In his first full professional season, pitched in 27 games, 11 starts, with Single-A Rome, going 5-5 with a 3.96 ERA (34 ER/77.1 IP) ...Named a South Atlantic League Mid-Season All-Star after going 3-0 with a 1.42 ERA (5 ER/31.2 IP) in 15 games before the break... **2017:** Made his professional debut with the GCL Braves, going 0-3 with a 2.57 ERA (4 ER/14.0 IP) over eight starts...Allowed opponents to bat just .208.


Amateur:

Graduated from Riverview High School in suburban Tampa, Fla...Went 12-1 with an 0.81 ERA (9 ER/78.0 IP) across 22 games...Committed collegiately to the University of South Florida before signing with Atlanta.

Career Stats:

Season	League	Team	W	L	ERA	G	GS	CG	SHO	SV	IP	H	R	ER	HR	HB	BB	IBB	SO	WHIP	AVG	AB	WP	BK	GIDP	TBF	NP-S
2018	ROK	BRA	1	1	9.64	4	0	0	0	0	4.2	8	5	5	1	0	1	0	9	1.93	.364	22	0	0	0	23	N/A - N/A
2019	A	ROM	1	3	2.94	23	3	0	0	3	67.1	55	27	22	1	2	24	0	69	1.17	.223	247	2	0	7	274	1075 - 676
Career	A(Full)	Multiple	1	3	2.94	23	3	0	0	3	67.1	55	27	22	1	2	24	0	69	1.17	.223	247	2	0	7	274	1075 - 676
Career	ROK	Multiple	1	1	9.64	4	0	0	0	0	4.2	8	5	5	1	0	1	0	9	1.93	.364	22	0	0	0	23	N/A - N/A
Career	Minors	Multiple	2	4	3.38	27	3	0	0	3	72.0	63	32	27	2	2	25	0	78	1.22	.234	269	2	0	7	297	1075 - 676

POTENTIAL 2021 PLAYERS



INF | RILEY UNROE

BATS: SWITCH**HEIGHT:** 5-11**DOB:** 8/3/95**BORN:** NEW ORLEANS, LA**PREP:** DESERT RIDGE (AZ) HS**TWITTER:** @RILEY_UNROE**ACQUIRED:** FROM LAA IN MINOR LEAGUE PHASE OF RULE 5 DRAFT IN DECEMBER, 2018**THROWS:** RIGHT**WEIGHT:** 180**OPENING DAY AGE:** 25**RESIDES:** MESA, AZ**2020 Season:**

Did not play.

Minor League Highlights:

2019: In his first year in the Braves organization, split the season between High-A Florida, Double-A Mississippi and Triple-A Gwinnett, slashing .281/.361/.403 (126-for-449) with nine home runs, 60 RBI, 59 runs scored and 14 stolen bases in 128 games...Posted single-season career highs in games played (128), runs scored (59), hits (126), doubles (22), home runs (9), RBI (60), walks (53, tied) and slugging percentage (.403)...His 126 hits were tied for sixth most in the Atlanta system...His 53 walks were seventh most....Named a Florida State League Mid-Season All-Star with the Fire Frogs. **2018:** Played his first season with the Angels after Los Angeles selected him from Tampa Bay in the 2017 Rule 5 Draft...Split the season between Double-A Mobile and Triple-A Salt Lake, combining to hit .228 (83-for-364) in 112 games. **2017:** Appeared in 95 games between Double-A Montgomery and High-A Charlotte in the Rays system. **2016:** Named a Florida State League Mid-Season All-Star after spending the entire season with High-A Charlotte...Started at second base for the South All-Stars (0-for-2, BB)...Hit .256 (55-for-215) in 57 games before the break. **2015:** Appeared in 116 games with Single-A Bowling Green, and was named an Organizational All-Star by MiLB.com. **2014:** Played his first full professional season with rookie-level Princeton. **2013:** Appeared in 46 games with the GCL Rays after Tampa Bay selected him in the second round (60th overall) of the First-Year Player Draft.

Amateur:

Attended Desert Ridge High School in Mesa, Ariz...Turned down a scholarship to the University of Southern California to sign with Tampa Bay. **Personal:** Is the son of Tim Unroe, who played in parts of five major-league seasons, including a four-game stint with Atlanta in 2000.

Career Stats:

Season	League	Team	AVG	G	AB	R	H	2B	3B	HR	RBI	BB	IBB	SO	SB	CS	OBP	SLG	OPS	PA	HBP	SAC	SF	GIDP
2013	ROK	RAY	.246	46	167	34	41	7	3	1	15	33	0	43	7	2	.376	.341	.718	202	2	0	0	1
2014	ROK	PRN	.226	61	243	32	55	11	2	3	19	29	0	47	7	5	.315	.325	.640	276	3	0	1	4
2015	A	BG	.255	116	439	45	112	13	2	4	35	51	0	99	13	9	.333	.321	.654	501	2	5	4	3
2016	A+	CHA	.220	105	369	42	81	12	3	4	31	47	0	91	18	10	.311	.301	.611	433	4	8	5	3
2017	A+	CHA	.141	20	71	8	10	3	1	2	7	0	0	25	3	0	.228	.254	.481	81	1	2	0	1
2017	AA	MTG	.224	75	245	33	55	10	3	2	30	41	0	69	6	5	.337	.314	.651	298	2	7	3	0
2018	AA	MOB	.226	106	345	45	78	9	2	4	42	52	0	96	10	9	.329	.299	.628	402	2	1	2	2
2018	AAA	SL	.263	6	19	1	5	2	0	0	1	1	0	5	1	0	.300	.368	.668	20	0	0	0	1
2019	A+	FLO	.304	38	138	25	42	9	1	3	20	20	1	34	4	2	.401	.449	.850	162	3	0	1	3
2019	AA	MIS	.285	77	270	27	77	12	2	5	37	26	1	61	9	2	.350	.400	.750	303	2	3	2	3
2019	AAA	GWN	.171	13	41	7	7	1	0	1	3	7	0	11	1	1	.292	.268	.560	48	0	0	0	0
Career	AAA	Multiple	.200	19	60	8	12	3	0	1	4	8	0	16	2	1	.294	.300	.594	68	0	0	0	1
Career	AA	Multiple	.244	258	860	105	210	31	7	11	109	119	1	226	25	16	.338	.335	.673	1003	6	11	7	5
Career	A(Adv)	Multiple	.230	163	578	75	133	24	5	8	53	74	1	150	25	12	.323	.330	.653	676	8	10	6	7
Career	A(Full)	Multiple	.255	116	439	45	112	13	2	4	35	51	0	99	13	9	.333	.321	.654	501	2	5	4	3
Career	ROK	Multiple	.234	107	410	66	96	18	5	4	34	62	0	90	14	7	.341	.332	.673	478	5	0	1	5
Career	Minors	Multiple	.240	663	2347	299	563	89	19	28	235	314	2	581	79	45	.333	.330	.662	2726	21	26	18	21

POTENTIAL 2021 PLAYERS



OF | DREW WATERS

BATS: SWITCH**HEIGHT:** 6-2**DOB:** 12/30/95**BORN:** ATLANTA, GA**PREP:** ETOWAH HIGH SCHOOL**TWITTER:** @DWATERS121**ACQUIRED:** 2ND ROUND (41ST OVERALL), 2017**THROWS:** RIGHT**WEIGHT:** 185**OPENING DAY AGE:** 22**RESIDES:** MARIETTA, GA****ATLANTA BRAVES #3 PROSPECT (BA)/#2 PROSPECT (MLB)** **MLB TOP 100 (#30)******2021 Spring Training:**

Received a non-roster invitation to Atlanta's Spring Training for a second straight year...Went 2-for-4 with a double, two RBI, run, walk and .600 OBP in four games before his spring was cut short due to an injury.

2020 Season:

Received a non-roster invitation to Atlanta's Spring Training...Played in a team-most 17 games and went 5-for-28 (.179) with one double, three RBI, two walks and three runs scored...Struck out in 14 of his 30 plate appearances (46.7%)...Drove in two of his three runs with a first-inning single on 2/24 off the Blue Jays' Shun Yamaguchi...Split his time defensively between all three outfield positions, appearing in eight games in center field, six games in right field and four in left field. Spent the rest of the season at the club's alternate training site...Ended the season ranked by MLB.com as the Braves' second-best prospect, behind OF Cristian Pache.

Minor League Highlights:

2019: Split the campaign between Double-A Mississippi and Triple-A Gwinnett, hitting .309/.360/.459 (163-for-527) with seven home runs, 52 RBI and 80 runs scored...Led all Atlanta minor leaguers in hits (163), doubles (40), triples (9, tied) and total bases (242)...Also ranked third in extra-base hits (56, tied) and runs (80, tied) and sixth in stolen bases (16)...Began the season with Mississippi and played in 108 games with the M-Braves before being transferred to Gwinnett on 8/5, where he finished the season...**Named the Southern League Most Valuable Player...**At 20 years old, became the youngest player to win the award since Delmon Young did so in 2005 as a 19-year-old for the Montgomery Biscuits. Tabbed a Southern League Mid- and Post-Season All-Star...Also won the league's Player of the Week for the period of 6/10-16 (16-for-36, 4 2B, 2 HR, 7 RBI in 9 games)...Won the Southern League batting title after hitting .319 (134-for-420), a Mississippi single-season franchise record...The mark was previously held by Ozzie Albies, who hit .315 in 2016...Also paced the Southern League in hits (134), doubles (35), triples (9) and extra-base hits (49), while finishing second in slugging percentage (.481) and OPS (.847)...Had a 30-game on-base streak from 5/23-6/26, the third-longest such streak in M-Braves history...Hit .388 (45-for-116) over the stretch with a .437 on-base percentage...Selected by the organization as the Mississippi's co-Player of the Year with OF Cristian Pache...Was also named the M-Braves' Player of the Month for April...With Gwinnett, hit .271 (29-for-107) with seven extra-base hits (5 2B, 2 HR) in 26 games...Also scored 17 runs, the most on the team from the time of his promotion through the end of the season...Finished the campaign ranked by MLB.com as Atlanta's No. 2 prospect...Named by Baseball America as the "Best Hitter for Average" in the Braves organization...After the season, was selected to USA Baseball's Premier12 roster, marking the first opportunity for Team USA to qualify for the Tokyo 2020 Olympic Games...The roster was comprised of 28 players (15 pitchers, 13 position players) not on Major League 40-man rosters...Waters hit one home run, going 1-for-9 (.111). **2018:** Combined to bat .293/.343/.476 in 114 games between Single-A Rome and High-A Florida...Ranked in the Top 10 among Braves prospects in doubles (1st, 39), hits (2nd 135), stolen bases (2nd, 23), OPS (5th, .819), batting average (6th, .293) and slugging percentage (6th, .476)...Named a South Atlantic League Mid- and Post-Season All-Star with Rome...Ranked fourth in the league in doubles (32, tied) and seventh in extra-base hits (47, tied)...Tabbed by the organization as Rome's Player of the Year, and also earned Player of the Month honors for May (.325/.379/.675 in 20 games)...Garnered South Atlantic League Mid-Season All-Star honors. **2017:** Appeared in 50 games between the GCL Braves and Rookie-Advanced Danville, combining to bat .278/.362/.429...Ranked 10th among all Atlanta farmhands (min. 175 at-bats) with a .791 OPS.

POTENTIAL 2021 PLAYERS

Amateur:

Was named the Gatorade State Player of the Year in Georgia after batting .510 (53-for-104) with 15 home runs and 13 doubles during his senior season at Etowah High School...Led the Eagles to the first Class AAAAAAA state title in school history.

Career Stats:

Season	League	Team	AVG	G	AB	R	H	2B	3B	HR	RBI	BB	IBB	SO	SB	CS	OBP	SLG	OPS	PA	HBP	SAC	SF	GDP
2017	Minors	2 Teams	.278	50	198	33	55	14	2	4	24	23	0	70	6	3	.362	.429	.791	224	3	0	0	3
2017	ROK	DAN	.255	36	149	20	38	11	1	2	14	16	0	59	4	2	.331	.383	.714	166	1	0	0	2
2017	ROK	BRA	.347	14	49	13	17	3	1	2	10	7	0	11	2	1	.448	.571	1.020	58	2	0	0	1
2018	A	ROM	.303	84	337	58	102	32	6	9	36	21	0	72	20	5	.353	.513	.867	365	6	0	1	6
2018	A+	FLO	.268	30	123	14	33	7	3	0	3	8	0	33	3	0	.316	.374	.690	133	1	0	1	2
2019	AA	MIS	.319	108	420	63	134	35	9	5	41	28	1	121	13	6	.366	.481	.847	454	4	0	2	3
2019	AAA	GWN	.271	26	107	17	29	5	0	2	11	11	0	43	3	0	.336	.374	.710	119	0	0	1	3
Career	AAA	Multiple	.271	26	107	17	29	5	0	2	11	11	0	43	3	0	.336	.374	.710	119	0	0	1	3
Career	AA	Multiple	.319	108	420	63	134	35	9	5	41	28	1	121	13	6	.366	.481	.847	454	4	0	2	3
Career	A(Adv)	Multiple	.268	30	123	14	33	7	3	0	3	8	0	33	3	0	.316	.374	.690	133	1	0	1	2
Career	A(Full)	Multiple	.303	84	337	58	102	32	6	9	36	21	0	72	20	5	.353	.513	.867	365	6	0	1	6
Career	ROK	Multiple	.278	50	198	33	55	14	2	4	24	23	0	70	6	3	.362	.429	.791	224	3	0	0	3
Career	Minors	Multiple	.298	298	1185	185	353	93	20	20	115	91	1	339	45	14	.354	.461	.814	1295	14	0	5	17



POTENTIAL 2021 PLAYERS



RHP | WILLIAM WOODS

BATS: RIGHT**HEIGHT:** 6-3**DOB:** 12/29/98**BORN:** JACKSON, TN**PREP:** PEABODY HIGH SCHOOL**TWITTER:** @WILLIAMWOODS22**ACQUIRED:** 23RD ROUND (682ND OVERALL), 2018**THROWS:** RIGHT**WEIGHT:** 190**OPENING DAY AGE:** 22**RESIDES:** TRENTON, TN**COLLEGE:** DYERSBURG STATE CC****ATLANTA BRAVES #21 PROSPECT (BA)/#27 PROSPECT (MLB)******2021 Spring Training:**

Received a non-roster invite to Atlanta's spring training...Posted no record in four appearances and a 9.00 ERA, giving up four earned runs on six hits in 4.0 innings pitched. He struck out seven and walked none in the four outings.

2020 Season:

Added to the club's player pool on September 8. Spent the rest of the season at the alternate training site in Gwinnett.

Minor League Highlights:

2019: Made 20 appearances, seven starts, for Single-A Rome...Had a 2.53 ERA (12 ER/42.2 IP) in 14 outings, including all seven of his starts, after the All-Star break...Conversely, had a 7.56 ERA (7 ER/8.1 IP) in six relief appearances prior to the break...Held left-handed batters to a .177 average (14-for-79). **2018:** Made his professional debut with the GCL Braves, pitching in 10 games, four starts.

Amateur:

Played one season collegiately at Dyersburg State CC in Tenn...Made 13 appearances, 12 starts, posting a 3.66 ERA (29 ER/71.2 IP) with 56 strikeouts...Tossed four complete games...Originally committed to the University of Tennessee at Martin, but opted to attend junior college...Graduated from Peabody (TN) High School...Was the 2017 All-West Tennessee Pitcher of the Year his senior season...Went 12-2 with a 0.84 ERA and 119 strikeouts.

Career Stats:

Season	League	Team	W	L	ERA	G	GS	CG	SHO	SV	IP	H	R	ER	HR	HB	BB	IBB	SO	WHIP	AVG	AB	WP	BK	GIDP	TBF	NP-S
2018	ROK	BRA	0	1	6.10	10	4	0	0	0	20.2	22	16	14	0	2	10	0	20	1.55	.262	84	4	0	0	98	N/A - N/A
2019	A	ROM	1	5	3.35	20	7	0	0	3	51.0	38	27	19	4	2	29	0	58	1.31	.208	183	0	0	2	218	900 - 578
Career	A(Full)	Multiple	1	5	3.35	20	7	0	0	3	51.0	38	27	19	4	2	29	0	58	1.31	.208	183	0	0	2	218	900 - 578
Career	ROK	Multiple	0	1	6.10	10	4	0	0	0	20.2	22	16	14	0	2	10	0	20	1.55	.262	84	4	0	0	98	N/A - N/A
Career	Minors	Multiple	1	6	4.14	30	11	0	0	3	71.2	60	43	33	4	4	39	0	78	1.38	.225	267	4	0	2	316	900 - 578

ATLANTA BRAVES FARM SYSTEM



Trey Harris was named the Braves' Minor League Player of the Year in 2019 after hitting a combined .323/.389/.498 (152-for-470) with 14 home runs, 73 RBI, eight stolen bases and 73 runs scored in 131 games between Single-A Rome and Florida and Double-A Mississippi.

FARM SYSTEM

Atlanta Braves

Stadium: Truist Park
Address: 755 Battery Avenue
 Atlanta, GA 30339
 P.O. Box 723009 (31139)
Phone: 404-522-7630
Fax: 404-614-1350
Web: www.braves.com
E-Mail: braves.web@braves.com



Baseball Operations

Dana Brown	Vice President, Scouting
Mike Fast	Vice President, Baseball Development
Jason Paré.....	Assistant General Manager, Research & Development
Ben Sestanovich	Assistant General Manager, Player Development
Dixie Keller.....	Senior Director, Baseball Administration
Adam Sonabend	Director, Baseball Operations
Ron Knight	Assistant Director, Minor League Operations
Jonathan Schuerholz	Assistant Director, Professional Scouting
Ronit Shah	Assistant Director, Amateur Scouting
Doug Wachter.....	Manager, Major League Operations
Garrett Wilson	Manager, Baseball Systems
Rob Smith	Manager, Baseball Video Operations
Colin Wyers.....	Manager, Player Development Analytics
Jonathan Cruz.....	Manager, Latin American Operations
Gerald Milanes	Manager, International Scouting Administration
Rafael Becerra	Manager, Family Relations
Caelan Collins	Analyst, Major League Operations
Nick Coppola	Analyst, Major League Operations
Kenny Dorian	Analyst, Major League Operations
Dylan Mortimer.....	Analyst, Major League Operations
Tom O'Donnell.....	Analyst, Major League Operations
Scott Rapponotti.....	Analyst, Research & Development
Kyle Sargent.....	Analyst, Research & Development
Kevin Song, PhD.....	Machine Learning Engineer
Evan Tucker, PhD.....	Data Scientist
Mike Copeland	Developer and Data Analyst, Baseball Systems
Dana Bennett	Developer, Baseball Systems
Isaac Lee	Developer, Baseball Systems
Josh Malek.....	Coordinator, Research & Development
Kyle Clements	Minor League Video Coordinator
Fernando Piñeres.....	Cultural Development Coordinator
Dylan Quantz.....	Assistant, Player Development
Seth Heizer	Assistant, Family Relations
Will Rich.....	Administrative Assistant, Amateur Scouting
Evan Olawsky.....	Trainee, Research & Development
Matt Winn	Trainee, Advance Scouting
Jeremy Dorsey	Bill Lucas Apprentice

ATLANTA BRAVES

National League

Terry McGuirk
Derek Schiller
Mike Plant

Alex Anthopoulos

Greg Heller
Jill Robinson
Chief Financial Officer
Chip Moore

DeRetta Rhodes, PhD

John Schuerholz

Chairman
Pres. & CEO, Atlanta Braves
Pres. & CEO, Braves
Development Company
Pres., Baseball Operations
& General Manager
ExecutiveVP, CLO
Executive Vice President,

Executive Vice President,
Minor League Affiliates &
Strategic Planning
Executive Vice President,
Chief People Capital Officer
Vice Chairman, Emeritus



Manager: Brian Snitker
Bench Coach: Walt Weiss
Pitching Coach: Rick Kranitz
Hitting Coach: Kevin Seitzer
First Base/Outfield Coach: Eric Young Sr.
Third Base/Infield Coach: Ron Washington
Bullpen Coach: Drew French
Catching Coach: Sal Fasano
Assistant Hitting Coach: José Castro
Assistant Hitting Coach: Bobby Magallanes
Hitting Consultant: Chipper Jones
Head Athletic Trainer: George C. Poulis

2021 Atlanta Braves Schedule (ET)

4/1/21 @PHI 3:05 PM	5/18/21 NYM 7:20 PM	7/3/21 MIA 4:10 PM	8/22/21 @BAL 1:05 PM
4/3/21 @PHI 4:05 PM	5/19/21 NYM 7:20 PM	7/4/21 MIA 1:20 PM	8/23/21 NYY 7:20 PM
4/4/21 @PHI 1:05 PM	5/20/21 PIT 7:20 PM	7/5/21 @PIT 7:05 PM	8/24/21 NYY 7:20 PM
4/6/21 @WSH 4:05 PM	5/21/21 PIT 7:20 PM	7/6/21 @PIT 7:05 PM	8/27/21 SF 7:20 PM
4/7/21 @WSH 12:05 PM	5/22/21 PIT 4:10 PM	7/7/21 @PIT 12:35 PM	8/28/21 SF 7:20 PM
4/7/21 @WSH TBD	5/23/21 PIT 1:20 PM	7/9/21 @MIA 7:10 PM	8/29/21 SF 1:20 PM
4/9/21 PHI 7:20 PM	5/25/21 @BOS 7:10 PM	7/10/21 @MIA 4:10 PM	8/30/21 @LAD 10:10 PM
4/10/21 PHI 7:20 PM	5/26/21 @BOS 7:10 PM	7/11/21 @MIA 1:10 PM	8/31/21 @LAD 10:10 PM
4/11/21 PHI 7:08 PM	5/28/21 @NYM 7:10 PM	7/16/21 TB 7:20 PM	9/1/21 @LAD 10:10 PM
4/12/21 MIA 7:20 PM	5/29/21 @NYM 7:15 PM	7/17/21 TB 7:20 PM	9/2/21 @COL 8:40 PM
4/13/21 MIA 7:20 PM	5/30/21 @NYM 7:08 PM	7/18/21 TB 1:20 PM	9/3/21 @COL 8:40 PM
4/14/21 MIA 7:20 PM	5/31/21 WSH 5:10 PM	7/19/21 SD 7:20 PM	9/4/21 @COL 8:10 PM
4/15/21 MIA 12:20 PM	6/1/21 WSH 7:20 PM	7/20/21 SD 7:20 PM	9/5/21 @COL 3:10 PM
4/16/21 @CHC 2:20 PM	6/2/21 WSH 7:20 PM	7/21/21 SD 12:20 PM	9/7/21 WSH 7:20 PM
4/17/21 @CHC 2:20 PM	6/3/21 WSH 12:20 PM	7/22/21 @PHI 7:05 PM	9/8/21 WSH 7:20 PM
4/18/21 @CHC 7:08 PM	6/4/21 LAD 7:20 PM	7/23/21 @PHI 7:05 PM	9/9/21 WSH 7:20 PM
4/20/21 @NYY 6:35 PM	6/5/21 LAD 7:15 PM	7/25/21 @PHI 1:05 PM	9/10/21 MIA 7:20 PM
4/21/21 @NYY 6:35 PM	6/6/21 LAD 1:20 PM	7/26/21 @NYM 7:10 PM	9/11/21 MIA 7:20 PM
4/23/21 ARI 7:20 PM	6/8/21 @PHI 7:05 PM	7/27/21 @NYM 7:10 PM	9/12/21 MIA 1:20 PM
4/24/21 ARI 7:20 PM	6/9/21 @PHI 7:05 PM	7/28/21 @NYM 7:10 PM	9/14/21 COL 7:20 PM
4/25/21 ARI 1:20 PM	6/10/21 @PHI 1:05 PM	7/29/21 @NYM 12:10 PM	9/15/21 COL 7:20 PM
4/26/21 CHC 7:10 PM	6/11/21 @MIA 7:10 PM	7/30/21 MIL 7:20 PM	9/16/21 COL 12:20 PM
4/27/21 CHC 7:20 PM	6/12/21 @MIA 4:10 PM	7/31/21 MIL 7:20 PM	9/17/21 @SF 9:45 PM
4/28/21 CHC 7:20 PM	6/13/21 @MIA 1:10 PM	8/1/21 MIL 1:20 PM	9/18/21 @SF 9:05 PM
4/29/21 CHC 7:20 PM	6/15/21 BOS 7:20 PM	8/3/21 @STL 8:15 PM	9/19/21 @SF 4:05 PM
4/30/21 @TOR 7:07 PM	6/16/21 BOS 7:20 PM	8/4/21 @STL 8:15 PM	9/20/21 @ARI 9:40 PM
5/1/21 @TOR 7:07 PM	6/17/21 STL 7:20 PM	8/5/21 @STL 8:15 PM	9/21/21 @ARI 9:40 PM
5/2/21 @TOR 1:07 PM	6/18/21 STL 7:20 PM	8/6/21 WSH 7:20 PM	9/22/21 @ARI 9:40 PM
5/4/21 @WSH 7:05 PM	6/19/21 STL 7:15 PM	8/7/21 WSH 7:20 PM	9/23/21 @ARI 9:40 PM
5/5/21 @WSH 7:05 PM	6/20/21 STL 1:20 PM	8/8/21 WSH 1:20 PM	9/24/21 @SD 10:10 PM
5/6/21 @WSH 4:05 PM	6/21/21 @NYM 7:10 PM	8/10/21 CIN 7:20 PM	9/25/21 @SD 8:40 PM
5/7/21 PHI 7:20 PM	6/22/21 @NYM 7:10 PM	8/11/21 CIN 7:20 PM	9/26/21 @SD 4:10 PM
5/8/21 PHI 7:20 PM	6/23/21 @NYM 7:10 PM	8/12/21 CIN 5:10 PM	9/28/21 PHI 7:20 PM
5/9/21 PHI 7:08 PM	6/24/21 @CIN 7:10 PM	8/13/21 @WSH 7:05 PM	9/29/21 PHI 7:20 PM
5/11/21 TOR 7:20 PM	6/25/21 @CIN 7:10 PM	8/14/21 @WSH 7:05 PM	9/30/21 PHI 7:20 PM
5/12/21 TOR 7:20 PM	6/26/21 @CIN 4:10 PM	8/15/21 @WSH 1:05 PM	10/1/21 NYM 7:20 PM
5/13/21 TOR 12:20 PM	6/27/21 @CIN 1:10 PM	8/16/21 @MIA 7:10 PM	10/2/21 NYM 7:20 PM
5/14/21 @MIL 8:10 PM	6/29/21 NYM 7:20 PM	8/17/21 @MIA 7:10 PM	10/3/21 NYM 3:20 PM
5/15/21 @MIL 7:10 PM	6/30/21 NYM 7:20 PM	8/18/21 @MIA 7:10 PM	
5/16/21 @MIL 2:10 PM	7/1/21 NYM 7:20 PM	8/20/21 @BAL 7:05 PM	
5/17/21 NYM 7:10 PM	7/2/21 MIA 7:20 PM	8/21/21 @BAL 7:05 PM	

GWINNETT STRIPERS

Gwinnett Stripers

Founded:
Stadium:
Address:

Coolray Field (10,427)
One Braves Avenue
Lawrenceville, GA 30049
P.O. Box 490310 (30049)

Phone:

678-277-0300

Fax:

678-277-0338

Web:

www.gostripers.com

E-Mail:

stripersinfo@braves.com



Triple-A East (Southeast Division)

Vice President & GM:

Adam English

PR Contact:

Dave Lezotte

Phone:

678-277-0300

Manager:

Matt Tuiasosopo

Pitching Coach:

Mike Maroth

Hitting Coach:

Carlos Méndez

Coach:

Wigberto Nevarez

Trainer:

T.J. Saunders

Triple-A Affiliate History

1966-2008:

Richmond Braves

2009-Present:

Gwinnett Stripers

2021 Gwinnett Stripers Schedule (ET)

5/4/21 @CLT 7:04 PM	6/11/21 @MEM 8:10 PM	7/20/21 NOR 7:05 PM	8/27/21 @NAS 8:05 PM
5/5/21 @CLT 7:04 PM	6/12/21 @MEM 7:35 PM	7/21/21 NOR 12:05 PM	8/28/21 @NAS 8:05 PM
5/6/21 @CLT 7:04 PM	6/13/21 @MEM 3:05 PM	7/22/21 NOR 7:05 PM	8/29/21 @NAS 7:15 PM
5/7/21 @CLT 7:04 PM	6/15/21 NAS 7:05 PM	7/23/21 NOR 7:05 PM	8/31/21 MEM 7:05 PM
5/8/21 @CLT 7:04 PM	6/16/21 NAS 7:05 PM	7/24/21 NOR 6:05 PM	9/1/21 MEM 7:05 PM
5/9/21 @CLT 2:05 PM	6/17/21 NAS 7:05 PM	7/25/21 NOR 1:05 PM	9/2/21 MEM 7:05 PM
5/11/21 LOU 7:05 PM	6/18/21 NAS 7:05 PM	7/27/21 @MEM 8:10 PM	9/3/21 MEM 7:05 PM
5/12/21 LOU 7:05 PM	6/19/21 NAS 6:05 PM	7/28/21 @MEM 8:10 PM	9/4/21 MEM 6:05 PM
5/13/21 LOU 7:05 PM	6/20/21 NAS 1:05 PM	7/29/21 @MEM 8:10 PM	9/5/21 MEM 1:05 PM
5/14/21 LOU 7:05 PM	6/22/21 @NOR 7:05 PM	7/30/21 @MEM 8:10 PM	9/7/21 @COL 6:15 PM
5/15/21 LOU 6:05 PM	6/23/21 @NOR 7:05 PM	7/31/21 @MEM 7:35 PM	9/8/21 @COL 6:15 PM
5/16/21 LOU 1:05 PM	6/24/21 @NOR 7:05 PM	8/1/21 @MEM 3:05 PM	9/9/21 @COL 6:15 PM
5/18/21 @NAS 7:35 PM	6/25/21 @NOR 7:05 PM	8/3/21 CLT 7:05 PM	9/10/21 @COL 7:05 PM
5/19/21 @NAS 7:35 PM	6/26/21 @NOR 7:05 PM	8/4/21 CLT 7:05 PM	9/11/21 @COL 7:05 PM
5/20/21 @NAS 7:35 PM	6/27/21 @NOR 1:05 PM	8/5/21 CLT 7:05 PM	9/12/21 @COL 4:05 PM
5/21/21 @NAS 7:35 PM	6/29/21 @DUR 6:35 PM	8/6/21 CLT 7:05 PM	9/14/21 NAS 7:05 PM
5/22/21 @NAS 7:35 PM	6/30/21 @DUR 6:35 PM	8/7/21 CLT 6:05 PM	9/15/21 NAS 7:05 PM
5/23/21 @NAS 3:05 PM	7/1/21 @DUR 6:35 PM	8/8/21 CLT 1:05 PM	9/16/21 NAS 7:05 PM
5/25/21 MEM 7:05 PM	7/2/21 @DUR 6:35 PM	8/10/21 DUR 7:05 PM	9/17/21 NAS 7:05 PM
5/26/21 MEM 7:05 PM	7/3/21 @DUR 6:35 PM	8/11/21 DUR 7:05 PM	9/18/21 NAS 6:05 PM
5/27/21 MEM 7:05 PM	7/4/21 @DUR 6:05 PM	8/12/21 DUR 7:05 PM	9/19/21 NAS 1:05 PM
5/28/21 MEM 7:05 PM	7/6/21 NAS 7:05 PM	8/13/21 DUR 7:05 PM	
5/29/21 MEM 6:05 PM	7/7/21 NAS 7:05 PM	8/14/21 DUR 6:05 PM	
5/30/21 MEM 1:05 PM	7/8/21 NAS 7:05 PM	8/15/21 DUR 1:05 PM	
6/1/21 JAX 7:05 PM	7/9/21 NAS 7:05 PM	8/17/21 @LOU 6:30 PM	
6/2/21 JAX 7:05 PM	7/10/21 NAS 6:05 PM	8/18/21 @LOU 6:30 PM	
6/3/21 JAX 7:05 PM	7/11/21 NAS 1:05 PM	8/19/21 @LOU 6:30 PM	
6/4/21 JAX 7:05 PM	7/13/21 @CLT 7:04 PM	8/20/21 @LOU 7:00 PM	
6/5/21 JAX 6:05 PM	7/14/21 @CLT 7:04 PM	8/21/21 @LOU 7:00 PM	
6/6/21 JAX 1:05 PM	7/15/21 @CLT 7:04 PM	8/22/21 @LOU 1:00 PM	
6/8/21 @MEM 8:10 PM	7/16/21 @CLT 7:04 PM	8/24/21 @NAS 8:05 PM	
6/9/21 @MEM 8:10 PM	7/17/21 @CLT 7:04 PM	8/25/21 @NAS 8:05 PM	
6/10/21 @MEM 8:10 PM	7/18/21 @CLT 5:05 PM	8/26/21 @NAS 8:05 PM	

GWINNETT STRIPERS - 2019 STATS


Hitting

#	Name	AVG	G	AB	R	H	TB	2B	3B	HR	RBI	BB	IBB	SO	SB	CS	OBP	SLG	OPS	PA	SAC	SF	HBP	DP	E
13	Blanco, A	.262	118	454	78	119	201	23	1	19	61	57	0	109	2	4	.364	.443	.807	530	0	2	17	13	10
17	Camargo, J	.483	14	58	10	28	40	6	0	2	15	5	0	12	0	0	.531	.690	1.221	64	0	0	1	0	4
12	Demeritte, T	.286	96	339	68	97	189	28	2	20	73	51	0	106	4	3	.387	.558	.944	399	1	2	6	5	4
*52	Duda, L	.202	28	99	9	20	30	4	0	2	9	10	1	34	0	0	.281	.303	.584	114	0	3	2	3	2
14	Duvall, A	.266	101	369	74	98	222	20	4	32	93	48	4	86	1	0	.364	.602	.965	429	0	2	10	9	4
18	Florimón, P	.265	120	407	62	108	167	15	4	12	68	60	0	135	2	1	.358	.410	.768	475	0	6	2	14	10
24	Giardina, S	.260	23	73	9	19	28	6	0	1	5	4	0	22	0	0	.353	.384	.737	85	0	1	7	1	3
11	Inciarte, E	.231	6	26	5	6	7	1	0	0	1	4	0	3	0	1	.333	.269	.603	30	0	0	0	0	0
25	Jackson, A	.229	85	306	52	70	163	9	0	28	65	20	0	118	1	0	.313	.533	.846	345	0	1	18	6	12
4	Kazmar Jr., S	.270	108	381	55	103	164	21	2	12	61	32	0	56	1	1	.333	.430	.763	424	0	5	6	16	3
7	LaMarre, R	.311	112	405	55	126	193	24	8	9	53	38	0	118	19	9	.380	.477	.857	455	0	3	9	7	6
8	Lien, C	.167	24	36	8	6	12	0	0	2	6	7	0	22	1	0	.348	.333	.681	46	0	0	3	1	1
1	Lopez, J	.273	96	359	62	98	150	16	0	12	57	19	0	91	9	2	.317	.418	.735	390	2	4	6	10	14
	Lopez, R	.319	14	47	13	15	25	4	0	2	7	8	1	12	0	0	.418	.532	.950	55	0	0	0	1	0
9	Marté, L	.260	86	312	41	81	108	12	0	5	33	15	0	77	5	1	.294	.346	.640	330	0	2	1	8	8
2	Morales, J	.289	34	121	17	35	46	5	0	2	12	10	0	25	0	0	.341	.380	.721	132	0	1	0	5	1
*12	Murphy, J	.228	50	171	31	39	76	7	0	10	29	14	1	47	0	0	.290	.444	.735	186	0	1	3	2	2
15	Newcomb, S	.000	3	2	1	0	0	0	0	0	0	1	0	0	0	0	.333	.000	.333	4	1	0	0	0	0
5	Ortega, R	.285	111	431	83	123	226	34	3	21	58	59	1	95	14	7	.373	.524	.898	493	0	1	2	1	3
15	Pache, C	.274	26	95	13	26	39	8	1	1	8	9	0	18	0	0	.337	.411	.747	105	1	0	0	3	1
27	Riley, A	.293	44	174	39	51	109	13	0	15	41	20	0	39	0	0	.366	.626	.992	194	0	0	0	6	4
19	Unroe, R	.171	13	41	7	7	11	1	0	1	3	7	0	11	1	1	.292	.268	.560	48	0	0	0	0	1
11	Waters, D	.271	26	107	17	29	40	5	0	2	11	11	0	43	3	0	.336	.374	.710	119	0	1	0	3	2
GWN		.269	139	4715	781	1269	2173	254	25	200	740	498	6	1265	63	30	.348	.461	.809	5351	13	34	91	112	109
OPP		.257	139	4641	641	1195	1865	228	20	134	608	449	8	1203	48	44	.330	.402	.732	5228	21	42	72	114	

Pitching

#	Name	W-L	ERA	G	GS	CG	SHO	GF	HLD	SV	SVO	IP	H	R	ER	HR	HBP	BB	IBB	SO	AVG	WP	BK	GDP	BF
33	Allard, K	7-5	4.17	20	20	0	0	0	0	0	0	110.0	119	60	51	15	2	36	0	98	.284	2	0	18	465
51	Anderson, I	1-2	6.57	5	5	0	0	0	0	0	0	24.2	23	18	18	5	0	18	0	25	.242	1	0	1	113
60	Aro, J	3-0	3.72	9	0	0	0	5	1	2	2	19.1	22	8	8	1	1	0	0	9	.286	0	0	2	79
19	Biddle, J	1-0	3.38	4	0	0	0	2	0	0	1	5.1	6	2	2	1	0	1	0	6	.300	0	0	0	22
58	Borkovich, W	0-1	18.00	1	0	0	0	1	0	0	0	2.0	2	5	4	0	0	2	0	0	.286	2	0	0	10
49	Burrows, T	1-1	4.75	27	0	0	0	11	3	6	7	36.0	31	21	19	3	5	18	0	39	.230	2	1	4	159
57	Carle, S	4-2	5.13	20	1	0	0	4	2	0	2	33.1	39	20	19	2	0	14	2	31	.289	3	2	3	151
43	Clouse, C	0-3	5.65	21	1	0	0	7	4	1	3	28.2	29	18	18	6	2	13	0	37	.261	2	0	3	127
58	Creasy, J	3-1	5.59	30	0	0	0	16	4	3	4	37.0	37	23	23	7	2	11	0	36	.259	2	0	3	158
56	Davidson, T	1-1	2.84	4	4	0	0	0	0	0	0	19.0	20	8	6	0	2	9	0	12	.286	0	0	3	82
54	Dayton, G	0-1	3.04	22	0	0	0	9	3	0	1	26.2	20	9	9	6	1	4	0	41	.208	0	0	1	103
38	De Paula, J	1-2	4.35	33	0	0	0	17	3	6	8	39.1	35	22	19	4	1	25	3	45	.246	7	1	3	170
26	Foltynewicz, M	5-1	3.86	10	10	0	0	0	0	0	0	51.1	49	24	22	1	2	17	0	45	.253	2	0	2	217
45	Gausman, K	0-1	2.57	1	1	0	0	0	0	0	0	7.0	6	3	2	1	0	1	0	10	.240	0	0	1	27
24	Giardina, S	0-0	0.00	2	0	0	0	2	0	0	0	1.1	1	0	0	0	0	0	0	0	.200	0	0	0	5
59	Harrison, J	1-0	5.79	3	0	0	0	0	0	0	0	4.2	5	3	3	0	3	6	0	7	.278	1	0	1	28
59	Hoekstra, K	0-0	3.24	3	1	0	0	1	1	0	0	8.1	10	3	3	1	1	2	0	8	.323	0	0	2	35
51	Johnstone, C	2-0	4.97	7	0	0	0	1	0	0	2	12.2	14	8	7	1	1	6	1	7	.275	1	0	0	58
4	Kazmar Jr., S	1-0	0.00	3	0	0	0	3	0	0	0	3.0	1	0	0	0	0	0	0	1	.111	0	0	1	9
51	Leyva, E	0-0	5.00	9	2	0	0	1	1	1	1	18.0	18	11	10	2	1	2	0	16	.243	2	0	0	77
1	Lopez, J	0-0	27.00	1	0	0	0	1	0	0	0	1.0	2	3	3	0	0	2	0	0	.500	0	0	0	7
59	Matzek, T	0-0	9.00	5	0	0	0	0	0	0	0	10.0	10	11	10	1	1	5	0	13	.270	1	0	0	46
33	Minter, A	2-2	3.57	20	0	0	0	13	0	5	5	22.2	24	11	9	4	0	3	0	30	.264	1	0	0	94
15	Newcomb, S	2-1	2.18	4	3	0	0	0	1	0	0	20.2	14	5	5	1	0	5	0	20	.192	1	0	0	80
	O'Day, D	0-0	0.00	2	0	0	0	0	0	0	0	2.0	1	0	0	0	0	0	0	3	.143	0	0	0	7
36	Parsons, W	2-3	2.86	27	0	0	0	12	0	4	4	56.2	58	24	18	1	4	21	0	54	.276	3	0	13	240
24	Pfeifer, P	1-0	2.45	3	0	0	0	0	0	0	0	7.1	7	2	2	1	0	3	0	13	.219	3	0	0	35
22	Rowen, B	4-3	3.48	31	6	0	0	6	3	0	0	77.2	72	30	30	4	4	11	0	58	.246	1	0	3	311
	Santiago, A	2-2	6.23	11	6	0	0	0	0	0	0	34.2	43	26	24	6	2	19	0	20	.312	2	0	4	159
40	Sobotka, C	2-1	4.79	17	0	0	0	5	1	2	3	20.2	23	11	11	3	2	4	0	32	.274	1	0	1	90
40	Soroka, M	1-0	3.86	2	2	0	0	0	0	0	0	9.1	5	4	4	1	0	1	0	10	.156	0	0	1	33
45	Thielbar, C	0-0	0.00	1	0	0	0	1	0	1	1	2.0	1	0	0	0	0	0	0	2	.143	0	0	0	7
34	Toussaint, T	1-6	7.49	10	10	0	0	0	0	0	0	39.2	51	34	33	5	7	28	0	44	.313	3	0	3	201
26	Venters, J	0-0	0.00	7	0	0	0	0	1	0	0	7.0	3	0	0	0	0	2	0	6	.136	0	0	2	24
48	Walker, J	2-1	3.97	11	0	0	0	4	1	1	1	22.2	20	10	10	1	1	6	0	25	.233	1	0	1	93
45	Webb, J	0-1	6.97	10	0	0	0	4	3	1	2	10.1	9	8	8	1	0	9	0	12	.225	1	0	1	49
50	Weigel, P	6-1	2.98	21	11	0	0	1	0	0	0	63.1	42	24	21	9	7	32	1	55	.194	2	0	7	262
32	Wilson, B	10-7	3.42	21	21	0	0	0	0	0	0	121.0	120	59	46	12	3	26	1	118	.256	2	1	12	504
56	Winkler, D	0-1	4.86	18	0	0	0	11	0	2	2	16.2	16	11	9	1	1	18	0	20	.250	4	0	0	85
30	Wright, K	11-4	4.17	21	21	0	0	0	0	0	0	112.1	107	55	52	13	12	35	0	116	.252	6	1	12	476
20	Ynoa, H	3-5	5.33	17	14	0	0	1	0	0	0	72.2	80	47	43	14	4	34	0	79	.275	3	3	6	330
	GWN	80-59	4.29	139	139	0	5	139	32	35	49	1218.01	1195	641	580	134	72	449	8	1203	.257	62	9	1145	2238
	OPP	59-80	5.37	139	139	1	6	138	44	34	55	1208.01	1269	781	721	200	91	498	6	1265	.269	78	10	1123	3535

MISSISSIPPI BRAVES



Mississippi Braves

Stadium: Trustmark Park (8,480)
Address: 1 Braves Way
 Pearl, MS 39208
 P.O. Box 97389 (39288)
Phone: 601-932-8788
Fax: 601-936-3567
Web: www.mississippibraves.com
E-Mail: mississippibraves@braves.com

Double-A South (South Division)

Vice President/GM: Pete Laven
PR Contact: Chris Harris
PR Phone: 731-307-9439
Manager: Wyatt Toregas
Pitching Coach: Dan Meyer
Hitting Coach: Einar Diaz
Trainer: Dave Comeau

Double-A Affiliate History

1966-1967: Austin Braves
1968-1970: Shreveport Braves
1971-1983: Savannah Braves
1984-2004: Greenville Braves
2005-Present: Mississippi Braves

2021 Mississippi Braves Schedule (CT)

5/4/21	PNS	6:35 PM	6/11/21	@BLX	6:35 PM	7/20/21	BLX	6:35 PM	8/27/21	PNS	6:35 PM
5/5/21	PNS	6:35 PM	6/12/21	@BLX	6:35 PM	7/21/21	BLX	6:35 PM	8/28/21	PNS	6:05 PM
5/6/21	PNS	6:35 PM	6/13/21	@BLX	1:05 PM	7/22/21	BLX	6:35 PM	8/29/21	PNS	2:05 PM
5/7/21	PNS	6:35 PM	6/15/21	BIR	6:35 PM	7/23/21	BLX	6:35 PM	8/31/21	@BLX	6:35 PM
5/8/21	PNS	6:05 PM	6/16/21	BIR	6:35 PM	7/24/21	BLX	6:05 PM	9/1/21	@BLX	6:35 PM
5/9/21	PNS	2:05 PM	6/17/21	BIR	6:35 PM	7/25/21	BLX	2:05 PM	9/2/21	@BLX	6:35 PM
5/11/21	@BLX	6:35 PM	6/18/21	BIR	6:35 PM	7/27/21	@PNS	6:35 PM	9/3/21	@BLX	6:35 PM
5/12/21	@BLX	6:35 PM	6/19/21	BIR	6:05 PM	7/28/21	@PNS	6:35 PM	9/4/21	@BLX	6:35 PM
5/13/21	@BLX	6:35 PM	6/20/21	BIR	2:05 PM	7/29/21	@PNS	6:35 PM	9/5/21	@BLX	5:05 PM
5/14/21	@BLX	6:35 PM	6/22/21	TNS	6:35 PM	7/30/21	@PNS	6:35 PM	9/7/21	MTG	6:35 PM
5/15/21	@BLX	6:35 PM	6/23/21	TNS	6:35 PM	7/31/21	@PNS	6:05 PM	9/8/21	MTG	6:35 PM
5/16/21	@BLX	1:05 PM	6/24/21	TNS	6:35 PM	8/1/21	@PNS	4:00 PM	9/9/21	MTG	6:35 PM
5/18/21	CHA	6:35 PM	6/25/21	TNS	6:35 PM	8/3/21	@BIR	7:05 PM	9/10/21	MTG	6:35 PM
5/19/21	CHA	6:35 PM	6/26/21	TNS	6:05 PM	8/4/21	@BIR	7:05 PM	9/11/21	MTG	6:05 PM
5/20/21	CHA	6:35 PM	6/27/21	TNS	2:05 PM	8/5/21	@BIR	7:05 PM	9/12/21	MTG	2:05 PM
5/21/21	CHA	6:35 PM	6/29/21	@MTG	6:35 PM	8/6/21	@BIR	7:05 PM	9/14/21	@CHA	6:15 PM
5/22/21	CHA	6:05 PM	6/30/21	@MTG	6:35 PM	8/7/21	@BIR	6:30 PM	9/15/21	@CHA	6:15 PM
5/23/21	CHA	2:05 PM	7/1/21	@MTG	6:35 PM	8/8/21	@BIR	4:00 PM	9/16/21	@CHA	6:15 PM
5/25/21	MTG	6:35 PM	7/2/21	@MTG	6:35 PM	8/10/21	BLX	6:35 PM	9/17/21	@CHA	6:15 PM
5/26/21	MTG	6:35 PM	7/3/21	@MTG	6:05 PM	8/11/21	BLX	6:35 PM	9/18/21	@CHA	6:15 PM
5/27/21	MTG	6:35 PM	7/4/21	@MTG	6:05 PM	8/12/21	BLX	6:35 PM	9/19/21	@CHA	1:15 PM
5/28/21	MTG	6:35 PM	7/6/21	PNS	6:35 PM	8/13/21	BLX	6:35 PM			
5/29/21	MTG	6:05 PM	7/7/21	PNS	12:05 PM	8/14/21	BLX	6:05 PM			
5/30/21	MTG	6:05 PM	7/8/21	PNS	6:35 PM	8/15/21	BLX	2:05 PM			
6/1/21	@PNS	6:35 PM	7/9/21	PNS	6:35 PM	8/17/21	@MTG	6:35 PM			
6/2/21	@PNS	6:35 PM	7/10/21	PNS	6:05 PM	8/18/21	@MTG	6:35 PM			
6/3/21	@PNS	6:35 PM	7/11/21	PNS	2:05 PM	8/19/21	@MTG	6:35 PM			
6/4/21	@PNS	6:35 PM	7/13/21	@TNS	6:00 PM	8/20/21	@MTG	6:35 PM			
6/5/21	@PNS	6:05 PM	7/14/21	@TNS	6:00 PM	8/21/21	@MTG	6:05 PM			
6/6/21	@PNS	4:00 PM	7/15/21	@TNS	6:00 PM	8/22/21	@MTG	3:33 PM			
6/8/21	@BLX	6:35 PM	7/16/21	@TNS	6:00 PM	8/24/21	PNS	6:35 PM			
6/9/21	@BLX	6:35 PM	7/17/21	@TNS	6:00 PM	8/25/21	PNS	6:35 PM			
6/10/21	@BLX	6:35 PM	7/18/21	@TNS	1:00 PM	8/26/21	PNS	6:35 PM			

MISSISSIPPI BRAVES - 2019 STATS

Hitting

#	Name	AVG	G	AB	R	H	TB	2B	3B	HR	RBI	BB	IBB	SO	SB	CS	OBP	SLG	OPS	PA	SAC	SF	HBP	DP	E
4	Adams, L	.077	18	39	1	3	4	1	0	0	3	5	0	16	2	1	.182	.103	.284	44	0	0	0	2	1
19	Alexander, C	.103	24	68	6	7	14	1	0	2	7	8	0	25	0	0	.195	.206	.401	78	0	1	0	1	4
26	Casteel, R	.263	118	411	47	108	196	21	2	21	73	43	1	121	0	0	.334	.477	.811	458	0	2	2	6	4
28	Contreras, W	.246	60	191	24	47	65	9	0	3	17	15	0	40	0	0	.306	.340	.647	209	0	1	2	8	10
13	Didder, R	.203	114	340	45	69	97	14	1	4	23	51	1	120	28	8	.332	.285	.617	407	0	1	15	3	15
22	Harris, T	.281	41	146	15	41	60	7	3	2	12	4	0	33	1	2	.318	.411	.729	156	0	0	4	3	0
21	Inciarte, E	.400	2	5	1	2	2	0	0	0	0	0	0	0	1	0	.400	.400	.800	5	0	0	0	0	0
18	Jenista, G	.243	74	222	18	54	75	4	1	5	26	27	0	75	2	4	.324	.338	.662	256	0	5	2	2	1
5	Lien, C	.220	57	177	22	39	82	10	3	9	24	21	0	91	5	1	.307	.463	.770	200	1	0	1	0	2
7	Lockhart, D	.236	83	250	29	59	85	11	0	5	21	19	0	54	3	3	.301	.340	.641	280	4	2	5	2	10
54	Martínez, C	.198	63	187	11	37	47	4	0	2	15	12	0	33	3	0	.268	.251	.520	207	2	0	6	10	5
18	Michel, R	.100	6	10	0	1	3	0	1	0	0	2	0	7	0	0	.250	.300	.550	12	0	0	0	0	0
40	Morales, J	.201	46	154	10	31	39	8	0	0	13	17	0	24	0	0	.278	.253	.532	178	2	4	1	6	0
12	Neslony, T	.292	58	192	32	56	88	9	4	5	24	21	1	43	4	2	.369	.458	.827	217	0	1	3	3	0
16	Pache, C	.278	104	392	50	109	186	28	8	11	53	34	1	104	8	11	.340	.474	.815	433	1	2	4	7	3
48	Salazar, A	.203	120	408	28	83	103	10	2	2	19	15	1	112	10	6	.238	.252	.490	431	2	2	4	17	9
19	Schwartz, G	.105	15	38	5	4	4	0	0	0	0	7	1	15	1	0	.261	.105	.366	46	0	0	1	0	0
9	Shewmake, B	.217	14	46	7	10	10	0	0	0	1	4	0	11	2	0	.288	.217	.506	52	0	1	1	3	1
12	Unroe, R	.285	77	270	27	77	108	12	2	5	37	26	1	61	9	2	.350	.400	.750	303	3	2	2	3	9
1	Valenzuela, L	.194	79	247	22	48	70	12	2	2	24	10	1	55	0	1	.226	.283	.509	261	0	3	1	5	7
3	Waters, D	.319	108	420	63	134	202	35	9	5	41	28	1	121	13	6	.366	.481	.847	454	0	2	4	3	6
32	Wilkins, A	.204	37	113	11	23	39	4	0	4	11	17	0	44	0	0	.308	.345	.653	133	0	2	1	1	3
MIS		.236	139	4474	483	1055	1594	202	38	87	448	399	9	1274	94	48	.305	.356	.661	4991	23	32	60	86	107
OPP		.231	139	4398	491	1017	1463	176	18	78	442	460	15	1146	98	36	.308	.333	.641	4976	34	38	45	99	

Pitching

#	Name	W-L	ERA	G	GS	CG	SHO	GFLD	SV	SV%	IP	H	R	ER	HR	HBP	BB	IBB	SO	AVG	WP	BK	GDP	BF	
4	Anderson, I	7-5	2.68	21	21	1	0	0	0	0	111.0	82	38	33	8	2	47	1	147	.202	8	0	5	462	
37	Aro, J	3-3	3.45	22	2	0	0	6	0	1	2	44.1	43	20	17	2	1	9	1	31	.253	1	0	3	182
43	Burrows, T	1-3	3.86	16	0	0	0	8	2	1	2	21.0	16	11	9	2	0	6	0	24	.205	2	1	1	85
20	Creasy, J	1-0	2.66	19	0	0	0	14	0	8	10	23.2	24	8	7	2	1	9	1	25	.261	2	0	1	105
14	Custodio, C	5-4	2.61	31	6	0	0	8	3	2	2	79.1	60	26	23	2	5	23	1	67	.214	3	0	10	316
9	Davidson, T	7-6	2.03	21	21	0	0	0	0	0	0	110.2	88	34	25	5	4	45	0	122	.224	3	0	15	449
52	De La Cruz, J	4-7	3.83	17	16	0	0	0	0	0	0	87.0	71	39	37	7	5	37	0	73	.223	7	1	7	367
19	De Paula, J	0-0	0.00	2	0	0	0	2	0	0	0	3.0	2	0	0	0	0	0	0	5	.182	0	0	0	11
33	Gausman, K	0-0	0.00	1	1	0	0	0	0	0	0	6.0	3	1	0	0	0	0	0	3	.136	0	0	0	22
27	Graham, J	4-4	3.55	38	1	0	0	25	3	8	11	50.2	41	25	20	6	3	18	2	45	.220	5	0	2	210
49	Harrison, J	2-4	2.92	35	0	0	0	18	3	2	3	49.1	45	17	16	3	2	18	0	48	.246	3	0	5	204
39	Hoekstra, K	1-2	0.89	11	1	0	0	1	4	0	0	20.1	17	8	2	1	0	12	1	21	.227	3	0	3	87
11	Hursh, J	3-3	3.45	34	0	0	0	12	4	2	4	47.0	41	21	18	1	1	15	2	32	.230	10	1	4	197
24	Johnstone, C	5-4	4.12	28	7	0	0	8	4	1	2	78.2	93	38	36	4	2	21	4	50	.299	8	0	12	336
52	Kelly, J	0-0	0.00	2	0	0	0	1	0	0	0	5.1	3	0	0	0	0	3	0	3	.158	0	0	0	22
60	Keuchel, D	0-0	3.86	1	1	0	0	0	0	0	0	7.0	11	3	3	0	0	1	0	4	.379	1	0	1	31
58	Kingham, N	2-3	3.79	6	6	1	0	0	0	0	0	35.2	32	15	15	5	1	10	0	25	.235	0	0	1	148
33	Mader, M	2-2	9.24	7	0	0	0	2	0	0	1	12.2	15	15	13	1	1	11	1	10	.283	0	0	0	67
8	Matzek, T	0-0	0.00	1	0	0	0	0	0	0	0	2.1	0	0	0	0	0	0	0	5	.000	0	0	0	7
8	Muller, K	7-6	3.14	22	22	2	0	0	0	0	0	111.2	81	42	39	5	7	68	0	120	.208	16	0	13	468
15	Pfeifer, P	1-2	2.38	11	4	0	0	2	1	0	0	34.0	25	12	9	2	1	16	0	36	.205	3	0	0	142
2	Roney, B	1-0	2.96	20	0	0	0	10	3	3	3	27.1	20	9	9	2	1	11	0	42	.204	3	0	4	110
32	Rowen, B	1-0	4.50	9	1	0	0	3	1	0	0	12.0	13	8	6	1	1	4	0	7	.283	0	0	1	53
40	Santiago, A	0-0	4.26	8	1	0	0	0	1	0	0	19.0	19	9	9	2	0	11	0	11	.268	2	0	1	85
15	Walker, J	1-6	2.45	21	1	0	0	12	0	6	6	58.2	56	23	16	2	1	5	0	57	.245	0	0	1	236
18	Weigel, P	0-1	1.72	7	7	0	0	0	0	0	0	15.2	8	4	3	0	2	9	0	16	.145	2	1	1	66
20	Wentz, J	5-8	4.72	20	20	0	0	0	0	0	0	103.0	90	57	54	13	3	45	1	100	.239	7	0	7	436
40	White, B	0-0	0.00	1	0	0	0	0	0	0	0	2.0	1	0	0	0	1	1	0	2	.143	1	0	0	9
40	Ynoa, H	1-2	5.27	6	0	0	0	3	0	1	2	13.2	17	8	8	2	0	5	0	15	.298	2	1	1	63
MIS		64-75	3.22	139	139	4	16	135	29	35	48	1192.0	1017	491	427	78	45	460	15	1146	.231	92	5	99	4976
OPP		75-64	3.23	139	139	5	15	134	33	44	63	1196.2	1055	483	430	87	60	399	9	1274	.236	71	4	86	4991



Rome Braves

Stadium: State Mutual Stadium (5,100)
Address: 755 Braves Boulevard
 Rome, GA 30161
 P.O. Box 5515 (30162)
Phone: 706-368-9388
Fax: 706-368-6525
Web: www.romebraves.com
E-Mail: rome.braves@braves.com

Class A-Advanced East (South Division)

General Manager: David Cross
PR Contact: Stephen Brunson
PR Phone: 706-368-9388
Manager: Kanekoa Texeira
Pitching Coach: Bo Henning
Coach: Angel Flores
Coach: Bobby Moore
Trainer: Jesus Aviles

Class A-Advanced Affiliate History

1990-1997: Durham Bulls
1998: Danville 97s
1999-2010: Myrtle Beach Pelicans
2011-2014: Lynchburg Hillcats
2015-2016: Carolina Mudcats
2017-2019: Florida Fire Frogs
2021-Present: Rome Braves

2021 Rome Braves Schedule (ET)

5/4/21 @WS 7:00 PM	6/11/21 ASH 7:00 PM	7/20/21 @BG 7:35 PM	8/27/21 @BG 7:35 PM
5/5/21 @WS 7:00 PM	6/12/21 ASH 6:00 PM	7/21/21 @BG 1:05 PM	8/28/21 @BG 7:35 PM
5/6/21 @WS 7:00 PM	6/13/21 ASH 2:00 PM	7/22/21 @BG 7:35 PM	8/29/21 @BG 3:05 PM
5/7/21 @WS 7:00 PM	6/15/21 BG 7:00 PM	7/23/21 @BG 7:35 PM	8/31/21 WS 7:00 PM
5/8/21 @WS 6:00 PM	6/16/21 BG 7:00 PM	7/24/21 @BG 7:35 PM	9/1/21 WS 7:00 PM
5/9/21 @WS 2:00 PM	6/17/21 BG 7:00 PM	7/25/21 @BG 6:35 PM	9/2/21 WS 7:00 PM
5/11/21 @GBO 6:30 PM	6/18/21 BG 7:00 PM	7/27/21 ASH 7:00 PM	9/3/21 WS 7:00 PM
5/12/21 @GBO 12:00 PM	6/19/21 BG 6:00 PM	7/28/21 ASH 7:00 PM	9/4/21 WS 6:00 PM
5/13/21 @GBO 6:30 PM	6/20/21 BG 2:00 PM	7/29/21 ASH 7:00 PM	9/5/21 WS 2:00 PM
5/14/21 @GBO 6:30 PM	6/22/21 @ABD 7:05 PM	7/30/21 ASH 7:00 PM	9/7/21 @ASH 6:35 PM
5/15/21 @GBO 6:30 PM	6/23/21 @ABD 7:05 PM	7/31/21 ASH 6:00 PM	9/8/21 @ASH 6:35 PM
5/16/21 @GBO 2:00 PM	6/24/21 @ABD 7:05 PM	8/1/21 ASH 2:00 PM	9/9/21 @ASH 6:35 PM
5/18/21 BG 7:00 PM	6/25/21 @ABD 7:05 PM	8/3/21 @GVL 7:05 PM	9/10/21 @ASH 6:35 PM
5/19/21 BG 7:00 PM	6/26/21 @ABD 6:05 PM	8/4/21 @GVL 7:05 PM	9/11/21 @ASH 6:05 PM
5/20/21 BG 7:00 PM	6/27/21 @ABD 2:05 PM	8/5/21 @GVL 7:05 PM	9/12/21 @ASH 1:05 PM
5/21/21 BG 7:00 PM	6/29/21 @WIL 7:05 PM	8/6/21 @GVL 7:05 PM	9/14/21 HIC 7:00 PM
5/22/21 BG 6:00 PM	6/30/21 @WIL 7:05 PM	8/7/21 @GVL 7:05 PM	9/15/21 HIC 7:00 PM
5/23/21 BG 2:00 PM	7/1/21 @WIL 7:05 PM	8/8/21 @GVL 3:05 PM	9/16/21 HIC 7:00 PM
5/25/21 GVL 7:00 PM	7/2/21 @WIL 7:05 PM	8/10/21 @HIC 7:00 PM	9/17/21 HIC 7:00 PM
5/26/21 GVL 7:00 PM	7/3/21 @WIL 7:05 PM	8/11/21 @HIC 7:00 PM	9/18/21 HIC 6:00 PM
5/27/21 GVL 7:00 PM	7/4/21 @WIL 1:05 PM	8/12/21 @HIC 7:00 PM	9/19/21 HIC 2:00 PM
5/28/21 GVL 7:00 PM	7/6/21 BG 7:00 PM	8/13/21 @HIC 7:00 PM	
5/29/21 GVL 6:00 PM	7/7/21 BG 7:00 PM	8/14/21 @HIC 7:00 PM	
5/30/21 GVL 2:00 PM	7/8/21 BG 7:00 PM	8/15/21 @HIC 3:00 PM	
6/1/21 @BG 7:35 PM	7/9/21 BG 7:00 PM	8/17/21 GVL 7:00 PM	
6/2/21 @BG 7:35 PM	7/10/21 BG 6:00 PM	8/18/21 GVL 7:00 PM	
6/3/21 @BG 7:35 PM	7/11/21 BG 2:00 PM	8/19/21 GVL 7:00 PM	
6/4/21 @BG 7:35 PM	7/13/21 GBO 7:00 PM	8/20/21 GVL 7:00 PM	
6/5/21 @BG 7:35 PM	7/14/21 GBO 7:00 PM	8/21/21 GVL 6:00 PM	
6/6/21 @BG 6:35 PM	7/15/21 GBO 7:00 PM	8/22/21 GVL 2:00 PM	
6/8/21 ASH 7:00 PM	7/16/21 GBO 7:00 PM	8/24/21 @BG 7:35 PM	
6/9/21 ASH 7:00 PM	7/17/21 GBO 6:00 PM	8/25/21 @BG 7:35 PM	
6/10/21 ASH 7:00 PM	7/18/21 GBO 2:00 PM	8/26/21 @BG 7:35 PM	

FLORIDA FIRE FROGS - 2019 STATS

Hitting

#	Name	AVG	G	AB	R	H	TB	2B	3B	HR	RBI	BB	IBB	SO	SB	CS	OBP	SLG	OPS	PA	SAC	SF	HBP	BFP	E
14	Alexander, C	.133	19	60	4	8	9	1	0	0	1	14	1	18	3	1	.297	.150	.447	74	0	0	0	1	7
16	Brown, L	.240	48	175	12	42	49	7	0	0	20	6	0	44	0	0	.269	.280	.549	182	0	0	1	3	3
27	Contreras, W	.263	50	190	26	50	70	11	0	3	22	14	2	44	0	0	.324	.368	.692	207	0	0	3	11	4
1	Cruz, D	.000	3	10	0	0	0	0	0	0	1	1	0	5	0	0	.091	.000	.091	11	0	0	0	0	2
8	Delgado, R	.282	131	511	49	144	165	15	3	0	33	28	0	42	1	1	.324	.323	.647	549	3	2	5	13	9
12	Estrada, R	.152	49	158	12	24	31	4	0	1	16	14	0	56	0	0	.251	.196	.448	183	0	3	8	5	1
2	Fernandez, J	.000	2	6	0	0	0	0	0	0	0	0	0	2	0	0	.000	.000	.000	6	0	0	0	0	0
	Graffanino, A	.000	1	1	0	0	0	0	0	0	0	0	0	0	0	0	.000	.000	.000	1	0	0	0	0	0
2	Harris, T	.303	34	122	20	37	54	5	0	4	17	12	0	26	3	0	.388	.443	.831	139	0	0	5	5	0
14	Inciarte, E	.077	5	13	0	1	1	0	0	0	0	1	0	2	0	0	.143	.077	.220	14	0	0	0	2	0
30	Jenista, G	.223	56	202	24	45	73	14	1	4	29	27	0	70	1	4	.312	.361	.673	231	0	2	0	2	1
20	Josephina, K	.258	112	372	48	96	130	20	4	2	34	29	0	86	4	7	.310	.349	.660	408	1	4	1	7	13
23	Langhorne, B	.203	117	359	38	73	101	15	2	3	34	44	0	146	12	5	.289	.281	.570	414	2	7	2	4	14
17	Lugbauer, D	.194	127	454	39	88	164	26	1	16	51	36	0	169	0	0	.254	.361	.615	493	0	2	1	5	12
7	Michel, R	.214	73	215	25	46	60	6	4	0	7	28	0	63	10	2	.303	.279	.582	246	2	1	0	7	4
14	Morales, J	.250	6	16	1	4	4	0	0	0	2	0	0	6	0	0	.250	.250	.500	16	0	0	0	0	0
11	Moritz, A	.287	44	171	18	49	54	5	0	0	10	9	1	27	5	3	.322	.316	.638	181	1	0	0	4	0
2	Owenby, H	.429	4	14	1	6	8	2	0	0	2	1	0	5	0	0	.467	.571	1.038	15	0	0	0	0	0
27	Ramos, J	.241	128	460	49	111	162	16	4	9	56	30	0	99	1	1	.291	.352	.643	498	0	4	4	11	1
18	Rodgers, J	.204	67	196	18	40	62	7	0	5	20	6	0	44	0	2	.234	.316	.550	206	1	1	2	3	10
9	Schwartz, G	.216	55	162	15	35	48	7	0	2	16	16	1	51	0	2	.289	.296	.585	182	2	1	1	1	0
2	Soria, Z	.162	32	105	3	17	26	3	0	2	10	10	0	38	0	0	.239	.248	.487	118	1	1	1	4	0
7	Unroe, R	.304	38	138	25	42	62	9	1	3	20	20	1	34	4	2	.401	.449	.851	162	0	1	3	3	5
40	Wilkins, A	.136	20	66	5	9	19	1	0	3	7	11	0	31	0	0	.256	.288	.544	78	0	1	0	2	0
1	Wilson, I	.177	45	124	20	22	37	5	2	2	6	18	0	54	7	1	.287	.298	.585	143	0	0	1	0	7
24	Young, L	---	1	0	0	0	0	0	0	0	0	0	0	0	0	0	---	---	.000	0	0	0	0	0	0
FLO		.230	136	4300	452	989	1389	179	22	59	414	375	6	1162	51	31	.296	.323	.619	4757	13	30	38	93	103
OPP		.251	136	4327	555	1085	1550	227	38	54	506	404	6	1079	119	55	.320	.358	.678	4869	28	49	61	77	

Pitching

#	Name	W-L	ERA	G	GS	CG	SHO	GFLD	SV	SVO	IP	H	R	ER	HR	BFP	BB	IBB	SO	AVG	WP	BK	GDP	BF	
4	Bacon, T	4-3	4.13	26	1	0	0	7	2	0	2	48.0	49	27	22	5	1	18	0	59	.263	2	0	2	208
15	Beck, T	2-2	5.65	8	8	0	0	0	0	0	0	36.2	45	25	23	2	0	14	0	39	.313	0	0	4	159
33	Borkovich, W	2-5	4.79	28	6	0	0	8	4	1	3	56.1	72	38	30	3	2	20	2	49	.310	3	0	3	259
43	Camacho, A	0-0	0.00	2	0	0	0	0	0	0	0	3.2	4	0	0	0	0	0	0	3	.267	0	0	0	15
16	De La Cruz, J	3-1	1.93	4	4	2	1	0	0	0	0	28.0	12	6	6	0	1	7	0	26	.128	2	0	1	103
26	Deal, H	5-10	3.24	23	22	1	1	0	0	0	0	119.1	119	51	43	6	5	32	0	99	.260	6	0	11	499
30	Dirks, C	2-1	1.69	9	0	0	0	5	3	1	2	16.0	11	5	3	0	0	2	0	13	.204	1	0	2	58
18	Dyals, C	0-1	15.75	6	0	0	0	0	0	0	0	8.0	13	14	14	0	3	3	0	6	.351	1	0	0	43
12	Gausman, K	0-1	5.40	1	1	0	0	0	0	0	0	5.0	5	3	3	1	0	1	0	6	.263	0	0	0	21
34	Hartman, M	4-6	3.94	15	11	2	1	1	0	0	1	75.1	65	39	33	2	6	29	0	45	.227	6	1	4	322
38	Hernandez, D	5-2	1.71	35	0	0	0	20	1	7	10	52.2	34	14	10	2	4	23	1	70	.184	6	0	2	220
19	Hoekstra, K	0-1	3.05	12	0	0	0	9	0	4	4	20.2	12	7	7	1	0	11	0	24	.169	4	0	3	82
14	Javier, O	1-2	3.28	4	4	0	0	0	0	0	0	24.2	19	10	9	2	3	14	0	16	.221	1	0	3	104
9	Kelly, J	1-1	5.93	7	0	0	0	2	1	0	0	13.2	13	9	9	0	1	8	0	22	.255	0	0	0	61
43	Kennedy, J	0-1	4.09	7	0	0	0	4	0	1	1	11.0	10	6	5	0	0	4	0	12	.244	0	0	1	46
45	Kingham, N	4-8	4.43	18	18	3	3	0	0	0	0	113.2	120	63	56	6	3	25	0	84	.274	7	1	11	479
13	McLaughlin, S	3-5	2.96	35	0	0	0	25	1	4	6	54.2	61	29	18	3	2	20	0	49	.280	7	1	4	244
1	O'Day, D	0-0	0.00	1	0	0	0	0	0	0	0	1.0	1	0	0	0	0	0	0	1	.333	0	0	0	3
40	Pfeifer, P	4-6	3.23	16	14	1	0	1	0	0	0	92.0	81	37	33	7	2	23	0	110	.234	12	1	6	377
16	Roney, B	0-0	0.00	8	0	0	0	2	0	0	0	14.1	7	0	0	0	1	3	0	18	.149	0	0	3	51
34	Shetter, R	0-1	6.75	3	0	0	0	1	0	0	1	6.2	10	7	5	1	0	1	0	5	.333	0	0	0	32
25	Tarnok, F	3-7	4.87	19	19	1	0	0	0	0	0	98.0	105	56	53	6	6	36	0	82	.276	3	1	3	431
24	Weisenberg, K	0-4	10.31	7	5	0	0	0	0	0	0	18.1	27	22	21	1	4	11	0	19	.342	5	0	0	97
32	White, B	3-5	1.40	33	0	0	0	26	1	4	8	51.1	44	16	8	1	4	26	3	59	.235	7	0	4	221
36	Wilson, B	4-3	2.47	24	11	1	0	5	2	0	0	87.1	80	31	24	2	2	25	0	73	.240	10	0	6	364
39	Withrow, M	3-3	3.29	15	9	0	0	3	0	0	0	38.1	28	15	14	1	3	20	0	42	.206	3	0	1	161
40	Ynoa, H	0-1	3.27	3	3	0	0	0	0	0	0	11.0	10	4	4	0	2	6	0	16	.233	2	2	0	51
24	Young, L	1-2	4.84	22	0	0	0	5	3	0	1	35.1	28	21	19	2	6	22	0	32	.219	4	0	3	158
FLO		54-82	3.72	136	136	11	17	124	18	22	39	1141.0	1085	555	471	54	61	404	6	1079	.251	92	7	77	4869
OPP		82-54	3.03	136	136	3	15	133	23	38	56	1151.2	989	452	388	59	38	375	6	1162	.230	83	7	93	4757

AUGUSTA GREEN JACKETS

Augusta Green Jackets

Stadium: SRP Park (4,782)
Address: 187 Railroad Avenue
 North Augusta, SC 29841
Phone: 803-349-9467
Fax:
Web: milb.com/augusta
E-Mail: info@greenjacketsbaseball.com



Class-A East (South Division)

Vice President: Tom Denlinger
General Manager: Brandon Greene
PR Email: catiej@greenjacketsbaseball.com
Manager: Michael Saunders
Pitching Coach: Elvin Nina
Hitting Coach: Mike Bard
Coach: Myles Schroder
Trainer: Austin Smith

Class-A Affiliate History

1966: West Palm Beach; Kinston
 1967: West Palm Beach;
 Kinston; Lexington
 1968: West Palm Beach;
 Greenwood
 1969-1979: Greenwood Braves
 1980-1984: Durham Bulls
 1985-1987: Durham; Sumter
 1988-1989: Durham; Sumter; Burlington
 1990: Sumter; Burlington
 1991-2002: Macon Braves
 2003-2019: Rome Braves
 2021-Present: Augusta Green Jackets

2021 Augusta Green Jackets Schedule (ET)

5/4/21	COL	7:05 PM	6/8/21	MB	7:05 PM	7/13/21	@CSC	7:05 PM	8/17/21	@CAR	7:00 PM
5/5/21	COL	7:05 PM	6/9/21	MB	7:05 PM	7/14/21	@CSC	7:05 PM	8/18/21	@CAR	7:00 PM
5/6/21	COL	7:05 PM	6/10/21	MB	7:05 PM	7/15/21	@CSC	7:05 PM	8/19/21	@CAR	7:00 PM
5/7/21	COL	7:05 PM	6/11/21	MB	7:05 PM	7/16/21	@CSC	7:05 PM	8/20/21	@CAR	7:00 PM
5/8/21	COL	6:05 PM	6/12/21	MB	6:05 PM	7/17/21	@CSC	6:05 PM	8/21/21	@CAR	5:00 PM
5/9/21	COL	2:05 PM	6/13/21	MB	2:05 PM	7/18/21	@CSC	5:05 PM	8/22/21	@CAR	1:00 PM
5/11/21	@MB	7:05 PM	6/15/21	@COL	7:05 PM	7/20/21	@COL	7:05 PM	8/24/21	CSC	7:05 PM
5/12/21	@MB	7:05 PM	6/16/21	@COL	7:05 PM	7/21/21	@COL	7:05 PM	8/25/21	CSC	7:05 PM
5/13/21	@MB	7:05 PM	6/17/21	@COL	7:05 PM	7/22/21	@COL	7:05 PM	8/26/21	CSC	7:05 PM
5/14/21	@MB	7:05 PM	6/18/21	@COL	7:05 PM	7/23/21	@COL	7:05 PM	8/27/21	CSC	7:05 PM
5/15/21	@MB	6:05 PM	6/19/21	@COL	6:35 PM	7/24/21	@COL	6:35 PM	8/28/21	CSC	6:05 PM
5/16/21	@MB	6:05 PM	6/20/21	@COL	5:05 PM	7/25/21	@COL	5:05 PM	8/29/21	CSC	5:05 PM
5/18/21	FAY	7:05 PM	6/22/21	@CSC	7:05 PM	7/27/21	MB	7:05 PM	8/31/21	@FAY	6:30 PM
5/19/21	FAY	7:05 PM	6/23/21	@CSC	7:05 PM	7/28/21	MB	7:05 PM	9/1/21	@FAY	6:30 PM
5/20/21	FAY	7:05 PM	6/24/21	@CSC	7:05 PM	7/29/21	MB	7:05 PM	9/2/21	@FAY	6:30 PM
5/21/21	FAY	7:05 PM	6/25/21	@CSC	7:05 PM	7/30/21	MB	7:05 PM	9/3/21	@FAY	6:30 PM
5/22/21	FAY	6:05 PM	6/26/21	@CSC	6:05 PM	7/31/21	MB	6:05 PM	9/4/21	@FAY	5:00 PM
5/23/21	FAY	2:05 PM	6/27/21	@CSC	5:05 PM	8/1/21	MB	5:05 PM	9/5/21	@FAY	2:00 PM
5/25/21	@COL	7:05 PM	6/29/21	COL	7:05 PM	8/3/21	@CSC	7:05 PM	9/7/21	COL	7:05 PM
5/26/21	@COL	7:05 PM	6/30/21	COL	7:05 PM	8/4/21	@CSC	7:05 PM	9/8/21	COL	7:05 PM
5/27/21	@COL	7:05 PM	7/1/21	COL	7:05 PM	8/5/21	@CSC	7:05 PM	9/9/21	COL	7:05 PM
5/28/21	@COL	7:05 PM	7/2/21	COL	7:05 PM	8/6/21	@CSC	7:05 PM	9/10/21	COL	7:05 PM
5/29/21	@COL	6:35 PM	7/3/21	COL	6:35 PM	8/7/21	@CSC	6:05 PM	9/11/21	COL	6:05 PM
5/30/21	@COL	5:05 PM	7/4/21	COL	6:35 PM	8/8/21	@CSC	5:05 PM	9/12/21	COL	5:05 PM
6/1/21	CSC	7:05 PM	7/6/21	MB	7:05 PM	8/10/21	KAN	7:05 PM	9/14/21	@MB	7:05 PM
6/2/21	CSC	7:05 PM	7/7/21	MB	7:05 PM	8/11/21	KAN	7:05 PM	9/15/21	@MB	7:05 PM
6/3/21	CSC	7:05 PM	7/8/21	MB	7:05 PM	8/12/21	KAN	7:05 PM	9/16/21	@MB	7:05 PM
6/4/21	CSC	7:05 PM	7/9/21	MB	7:05 PM	8/13/21	KAN	7:05 PM	9/17/21	@MB	7:05 PM
6/5/21	CSC	6:05 PM	7/10/21	MB	6:05 PM	8/14/21	KAN	6:05 PM	9/18/21	@MB	6:05 PM
6/6/21	CSC	2:05 PM	7/11/21	MB	5:05 PM	8/15/21	KAN	5:05 PM	9/19/21	@MB	6:05 PM

ROME BRAVES - 2019 STATS

Hitting

#	Name	AVG	G	AB	R	H	TB	2B	3B	HR	RBI	BB	IBB	SO	SB	CS	OBP	SLG	OPS	PA	SAC	SF	HBP	BPF	E
45	Ball, B	.337	21	86	14	29	47	6	0	4	14	4	0	20	0	0	.367	.547	.913	90	0	0	0	1	1
23	Benson, G	.208	106	375	51	78	147	22	4	13	60	49	0	147	1	1	.318	.392	.710	437	0	1	12	9	2
7	Bermudez, J	.244	75	250	30	61	77	9	2	1	21	20	0	88	15	6	.309	.308	.617	276	1	1	4	4	5
	Blair, C	.105	6	19	2	2	6	1	0	1	2	2	0	6	1	0	.190	.316	.506	21	0	0	0	0	0
99	Brown, L	.301	51	193	25	58	74	11	1	1	26	11	0	39	0	0	.351	.383	.734	208	0	0	4	2	4
20	Campbell, D	.224	28	107	8	24	33	4	1	1	7	5	0	14	1	1	.259	.308	.567	114	2	0	0	1	1
66	Cruz, D	.195	25	77	11	15	20	3	1	0	5	10	0	25	4	1	.300	.260	.560	91	1	1	2	2	3
18	Cullen, G	.270	130	471	80	127	189	23	6	9	58	71	0	100	2	4	.393	.401	.794	568	0	1	25	8	13
5	Dean, J	.284	109	429	85	122	185	18	9	9	46	62	0	115	47	10	.386	.431	.817	503	0	2	10	4	4
32	Fernandez, J	.252	73	290	30	73	99	9	7	1	22	5	0	65	7	3	.272	.341	.613	298	0	0	3	1	7
13	Florentino, D	.198	36	126	8	25	39	5	0	3	13	7	0	60	0	1	.239	.310	.548	134	0	1	0	3	16
2	Harris, M	.183	22	82	11	15	19	2	1	0	11	9	0	22	3	0	.269	.232	.501	93	0	1	1	2	0
2	Harris, T	.366	56	202	38	74	120	14	4	8	44	20	1	32	4	4	.437	.594	1.031	230	1	1	6	9	1
4	Langeliers, S	.255	54	216	27	55	74	13	0	2	34	17	0	55	0	0	.310	.343	.652	239	0	4	2	5	3
	Montesino, A	.184	43	136	9	25	38	8	1	1	11	11	1	45	6	1	.253	.279	.533	157	3	4	3	4	10
24	Morales, J	.208	7	24	1	5	6	1	0	0	3	0	0	8	0	0	.200	.250	.450	25	0	1	0	0	1
25	Moritz, A	.231	52	199	20	46	53	5	1	0	13	9	0	33	10	2	.271	.266	.537	217	3	3	5	1	
46	Owenby, H	.288	33	125	8	36	46	3	2	1	8	12	0	42	1	0	.355	.368	.723	138	0	0	1	4	4
13	Paraguete, C	.166	73	241	17	40	51	11	0	0	18	13	0	91	4	3	.212	.212	.423	262	2	4	2	9	14
24	Quintero, H	.266	32	128	19	34	45	4	2	1	11	7	0	29	3	0	.326	.352	.678	141	0	1	5	1	1
27	Riley, A	.200	3	10	0	2	2	0	0	0	0	0	0	2	0	0	.200	.200	.400	10	0	0	0	0	0
8	Rodriguez, R	.238	67	240	28	57	69	12	0	0	32	15	0	50	1	0	.293	.288	.580	264	1	3	5	8	3
39	Shewmake, B	.318	51	201	37	64	95	18	2	3	39	21	0	29	11	3	.389	.473	.862	226	0	1	3	3	9
7	Swanson, D	.400	3	10	2	4	4	0	0	0	1	3	0	2	0	0	.538	.400	.938	13	0	0	0	0	0
16	Vasquez, B	.209	52	153	25	32	41	4	1	1	13	20	0	56	2	2	.318	.268	.586	183	4	1	5	4	11
9	Venter, B	.220	84	277	31	61	99	20	0	6	32	22	1	98	0	0	.327	.357	.685	325	1	2	23	7	13
ROM		.249	139	4667	617	1164	1678	226	45	66	544	425	3	1273	123	42	.326	.360	.685	5263	19	33	119	96	146
OPP		.248	139	4578	575	1137	1651	226	27	78	503	436	2	1069	84	64	.320	.361	.681	5158	46	34	64	104	

Pitching

#	Name	W-L	ERA	G	GS	CG	SHO	G	F	HLD	S	V	S	VO	IP	H	R	ER	HR	HBP	BB	IBB	SO	AVG	WP	BK	GDP	BF
26	Cavalieri, V	0-0	8.59	5	0	0	0	3	0	1	1	7.1	11	8	7	1	1	0	0	0	0	7	.355	0	0	1	32	
30	Custodio, C	2-0	0.00	2	0	0	0	0	0	0	0	4.0	2	0	0	0	0	0	0	0	0	5	.143	0	0	0	14	
26	De La Cruz, J	0-1	2.50	4	4	0	0	0	0	0	0	18.0	19	5	5	1	1	5	0	22	.275	3	0	1	75			
25	DeVito, F	1-2	3.78	4	4	0	0	0	0	0	0	16.2	21	12	7	2	4	7	0	11	.309	1	0	0	80			
26	Hartman, M	1-0	2.63	4	1	0	0	2	0	1	1	13.2	8	4	4	0	0	9	0	15	.174	2	0	0	55			
15	Higginbotham, J	4-4	3.07	33	0	0	0	20	2	4	5	58.2	52	27	20	5	3	26	0	63	.242	4	1	5	248			
24	Hoekstra, K	0-2	0.59	12	0	0	0	11	0	4	5	15.1	14	6	1	1	0	5	0	26	.222	1	0	0	69			
40	Javier, O	3-8	3.78	22	22	0	0	0	0	0	0	121.1	112	56	51	13	12	45	0	101	.242	9	0	8	521			
61	Kalich, K	1-1	1.31	13	0	0	0	6	3	1	1	20.2	9	4	3	0	0	10	0	22	.136	3	0	2	80			
60	Keuchel, D	0-0	0.00	1	1	0	0	0	0	0	0	7.0	1	0	0	0	0	1	0	9	.045	0	0	0	23			
45	Kingham, N	1-1	0.56	3	3	0	0	0	0	0	0	16.0	12	2	1	0	1	1	0	7	.211	0	0	1	61			
19	Lawson, T	4-6	2.14	30	0	0	0	18	2	2	6	67.1	52	24	16	3	1	23	0	65	.214	4	1	8	273			
51	Mejia, D	8-5	2.66	27	14	0	0	6	1	1	2	118.1	108	44	35	8	3	24	0	96	.241	6	1	11	482			
37	Montilla, J	3-9	3.03	31	0	0	0	20	3	4	7	74.1	77	37	25	6	2	15	1	63	.271	6	2	13	311			
52	Mora, L	2-0	3.53	30	0	0	0	11	5	3	4	43.1	29	22	17	3	1	37	0	62	.192	13	4	2	192			
14	Noguera, G	4-5	3.59	24	16	0	0	6	0	2	3	95.1	99	59	38	8	7	44	0	82	.268	10	4	7	428			
34	Olague, J	10-6	4.02	23	23	1	0	0	0	0	0	132.0	147	64	59	8	10	20	0	68	.286	9	2	11	553			
55	Rangel, A	10-7	4.51	28	24	1	0	0	0	0	0	131.2	142	77	66	10	5	47	1	121	.271	9	2	10	581			
28	Riley, T	2-7	7.67	17	12	0	0	2	0	0	0	58.2	71	53	50	4	6	46	0	41	.317	6	0	7	286			
59	Shetter, R	4-2	1.81	17	2	0	0	11	0	2	4	44.2	33	12	9	0	0	7	0	33	.204	2	0	2	171			
60	Stallings, M	3-0	1.42	3	3	0	0	0	0	0	0	19.0	17	3	3	0	0	5	0	10	.250	3	0	5	73			
11	Vodnik, V	1-3	2.94	23	3	0	0	8	4	3	4	67.1	55	27	22	1	2	24	0	69	.223	2	0	7	274			
30	Woods, W	1-5	3.35	20	7	0	0	5	2	3	3	51.0	38	27	19	4	2	29	0	58	.208	0	0	2	218			
4	Young, L	0-0	0.00	11	0	0	0	8	1	5	6	14.0	8	2	0	0	3	6	0	13	.167	1	0	1	58			
ROM		65-74	3.38	139	139	2	10	137	23	36	52	1215.2	1137	575	457	78	64	436	2	1069	.248	94	17	104	5158			
OPP		74-65	3.78	139	139	1	8	138	43	43	60	1217.0	1164	617	511	66	119	425	3	1273	.249	120	13	96	5263			

BRAVES SPRING TRAINING

Florida Operations

Stadium: CoolToday Park (8,000)
Constructed: 2019
Address: 18800 South West Villages Pkwy
 North Port, FL, 34290
 P.O. Box 7640
Phone: (941) 413-5000
Web: <https://www.mlb.com/braves/braves-spring-training>
E-Mail: Springtraining@braves.com



Atlanta Braves Spring Training Sites

1901 Norfolk, VA
1902-04 Thomasville, GA
1905 Charleston, SC
1906 Jacksonville, FL
1907 Thomasville, GA
1908-12 Augusta, GA
1913 Athens, GA
1914-15 Macon, GA
1916-18 Miami, FL
1919-20 Columbus, GA
1921 Galveston, TX
1922-37 St. Petersburg, FL

1938-40 Bradenton, FL
1941 San Antonio, TX
1942 Sanford, FL
1943-44 Wallingford, CT
1945 Washington, D.C.
1946-47 Ft. Lauderdale, FL
1948-61 Bradenton, FL
1962 Palmetto, FL
1963-1997 West Palm Beach, FL
1998-2019 Kissimmee, FL
2020-Present North Port, FL

2021 Spring Training Results

Date	Opp	Time (ET)	Time (Local)	Result	Winner	Loser	Save
2/28/21	@TB	1:05 PM	1:05 PM ET	L, 7-9	0 - 1	Ríos, Y(1-0)	Burrows, T(0-1)
3/1/21	@BOS	1:05 PM	1:05 PM ET	W, 5-3	1 - 1	Ynoa, H(1-0)	Richards, G(0-1)
3/2/21	MIN	1:05 PM	1:05 PM ET	W, 6-0	2 - 1	Anderson, I(1-0)	Barnes, C(0-1)
3/3/21	BAL	1:05 PM	1:05 PM ET	L, 1-8	2 - 2	LeBlanc, W(1-0)	Jackson, L(0-1)
3/4/21	@PIT	1:05 PM	1:05 PM ET	L, 1-6	2 - 3	Shreve, C(1-0)	Sobotka, C(0-1)
3/5/21	MIN	1:05 PM	1:05 PM ET	W, 4-0	3 - 3	Webb, J(1-0)	Waddell, B(0-1)
3/6/21	@TB	1:05 PM	1:05 PM ET	C	3 - 3		
3/7/21	BOS	1:05 PM	1:05 PM ET	W, 5-4	4 - 3	Matzek, T(1-0)	Whitlock, G(0-1)
3/9/21	PIT	1:05 PM	1:05 PM ET	L, 1-10	4 - 4	Brault, S(1-0)	Smyly, D(0-1)
3/10/21	@BOS	1:05 PM	1:05 PM ET	L, 3-5	4 - 5	Houck, T(1-0)	Arano, V(0-1)
3/11/21	TB	1:05 PM	1:05 PM ET	W, 2-0	5 - 5	Matzek, T(2-0)	McHugh, C(0-1)
3/12/21	@MIN	1:05 PM	1:05 PM ET	W, 8-5	6 - 5	Toussaint, T(1-0)	Duffey, T(0-1)
3/13/21	@BOS	1:05 PM	1:05 PM ET	L, 2-7	6 - 6	Pérez, M(2-0)	Anderson, I(1-1)
3/14/21	TB	1:05 PM	1:05 PM ET	W, 8-7	7 - 6	Tarnok, F(1-0)	Zombro, T(0-2)
3/15/21	MIN	1:05 PM	1:05 PM ET	W, 5-1	8 - 6	Wilson, B(1-0)	Smeltzer, D(0-2)
3/16/21	@BOS	1:05 PM	1:05 PM ET	L, 3-5	8 - 7	Andriese, M(1-0)	Johnstone, J(0-1)
3/17/21	@BAL	6:05 PM	6:05 PM ET	L, 2-5	8 - 8	Fry, P(1-2)	Bazardo, E(1)
3/19/21	MIN	6:05 PM	6:05 PM ET	W, 4-2	9 - 8	Smith, W(1-0)	Sulser, C(1)
3/20/21	BOS	1:05 PM	1:05 PM ET	W, 8-2	10 - 8	Wilson, B(2-0)	Thielbar, C(0-1)
3/21/21	@TB	1:05 PM	1:05 PM ET	W, 11-1	11 - 8	Pérez, M(2-1)	Dayton, G(1)
3/22/21	@MIN	1:05 PM	1:05 PM ET	L, 2-4	11 - 9	Fried, M(1-0)	Yarbrough, R(1-1)
3/23/21	BOS	1:05 PM	1:05 PM ET	L, 6-7	11 - 9	Berrios, J(2-1)	Wright, K(0-1)
3/24/21	@PIT	1:05 PM	1:05 PM ET	L, 3-6	11 - 10	Richards, G(2-1)	Ynoa, H(1-2)
3/25/21	TB	1:05 PM	1:05 PM ET	W, 5-2	11 - 11	Kranick, M(1-0)	Anderson, I(1-2)
3/26/21	@MIN	6:05 PM	6:05 PM ET	W, 7-6	12 - 11	Tomlin, J(1-0)	Ríos, Y(1-1)
3/27/21	BAL	6:05 PM	6:05 PM ET	W, 8-5	13 - 11	Vodnick, V(1-0)	Happ, J(1-1)
3/28/21	@TB	1:05 PM	1:05 PM ET	L, 5-16	14 - 11	Fried, M(2-0)	Tarnok, F(1)
3/29/21	BOS	1:05 PM	1:05 PM ET	L, 0-4	14 - 12	Means, J(0-2)	Johnstone, J(1)
3/30/21	@BOS	1:05 PM	1:05 PM ET	W, 5-3	14 - 13	Roe, C(1-1)	Sobotka, C(0-2)
					15 - 13	Houck, T(2-0)	Anderson, I(1-3)
						Smyly, D(1-1)	Pérez, M(2-3)
							Soroka, M(1)

DANVILLE BRAVES - 2019 STATS

Hitting

#	Name	AVG	G	AB	R	H	TB	2B	3B	HR	RBI	BB	IBB	SO	SB	CS	OBP	SLG	OPS	PA	SAC	SF	HBP	DP	E
19	Ball, B	.324	41	145	37	47	98	12	0	13	38	22	5	30	0	0	.410	.676	1.086	173	0	4	2	2	2
19	Berne, M	.341	13	44	7	15	20	2	0	1	5	5	0	9	0	0	.400	.455	.855	50	0	1	0	1	1
12	Birdsong, C	.234	57	209	17	49	71	10	0	4	22	11	0	59	0	2	.278	.340	.618	224	1	1	2	5	9
24	Blair, C	.206	37	136	14	28	42	5	0	3	19	10	0	41	2	1	.281	.309	.590	153	0	2	5	2	3
37	Calandra, M	.271	28	107	15	29	35	4	1	0	7	3	0	18	0	0	.297	.327	.624	111	0	0	1	1	3
15	Carter, W	.242	52	186	22	45	69	10	1	4	27	20	0	50	7	3	.330	.371	.701	212	0	1	5	4	3
16	Chapman, B	.245	18	53	3	13	17	2	1	0	5	7	0	14	1	0	.344	.321	.665	62	1	0	1	2	1
34	De Hoyos, V	.131	34	122	8	16	29	7	0	2	6	9	0	26	0	1	.209	.238	.447	134	0	0	3	2	5
28	Hernandez, R	.199	41	141	15	28	43	9	0	2	21	13	0	38	0	1	.271	.305	.576	155	0	0	1	2	4
20	Mateja, M	.256	25	78	17	20	32	6	0	2	10	8	0	14	4	4	.333	.410	.744	90	0	2	2	1	2
7	Milligan, C	.252	59	214	37	54	64	7	0	1	12	44	0	54	12	6	.384	.299	.683	263	0	2	3	2	11
1	Morales, J	.138	18	58	3	8	9	1	0	0	3	5	0	15	1	0	.206	.155	.362	64	1	0	0	3	8
14	Palma, J	.261	45	134	16	35	44	7	1	0	6	15	0	27	5	2	.340	.328	.668	154	4	0	1	2	3
8	Parker, B	.210	48	176	27	37	56	5	1	4	22	15	0	66	4	2	.294	.318	.612	204	0	5	8	3	0
4	Philip, B	.193	55	207	27	40	58	6	0	4	20	26	0	51	5	5	.297	.280	.577	239	0	1	5	9	9
39	Reyes, C	.235	35	102	12	24	32	2	0	2	20	11	0	34	6	3	.310	.314	.623	113	0	0	0	1	2
32	Saunders, G	.300	26	70	11	21	24	1	1	0	3	14	0	23	3	2	.438	.343	.781	91	2	1	4	1	6
9	Soderman, N	.077	5	13	0	1	1	0	0	0	0	2	0	6	1	1	.200	.077	.277	15	0	0	0	0	0
45	Vizcaino, N	.200	4	15	3	3	5	2	0	0	0	0	0	4	0	0	.250	.333	.583	16	0	0	1	0	0
DAN		.232	68	2210	291	513	749	98	6	42	246	240	5	579	51	33	.317	.339	.656	2523	9	20	44	43	84
OPP		.242	68	2236	339	540	844	117	14	53	294	294	0	639	61	30	.336	.377	.714	2595	10	19	35	33	

Pitching

#	Name	W-L	ERA	G	GS	CG	SHO	G	F	HLD	SV	SVO	IP	H	R	ER	HR	B	P	BB	IBB	SO	AVG	WP	BK	GDP	BF
	Camacho, A	2-1	3.57	13	0	0	0	11	0	2	4	22.2	22	11	9	2	2	7	0	28	.256	3	0	4	96		
16	Chapman, B	0-0	18.00	1	0	0	0	1	0	0	0	1.0	3	2	2	0	0	0	0	.500	0	0	0	6			
30	Crouse, M	0-0	0.73	10	0	0	0	4	1	0	0	12.1	9	3	1	1	1	10	0	15	.209	1	0	0	55		
48	Daniels, Z	4-2	4.93	15	2	0	0	0	1	0	1	34.2	35	23	19	3	1	13	0	38	.257	5	0	4	150		
53	De Jesus, L	0-0	12.79	3	1	0	0	0	0	0	0	6.1	15	15	9	0	0	7	0	5	.417	3	0	2	43		
33	DeVito, F	0-0	3.32	7	4	0	0	2	0	0	0	19.0	13	7	7	1	0	9	0	23	.194	2	0	1	79		
36	Gordon, T	2-1	2.22	13	0	0	0	2	0	0	0	24.1	13	6	6	2	0	12	0	36	.155	2	0	0	97		
51	Hodgson, A	1-5	5.02	14	4	0	0	1	0	0	2	37.2	41	29	21	6	3	28	0	36	.275	4	4	2	181		
54	Javier, C	1-0	3.00	2	0	0	0	1	0	1	1	3.0	1	1	1	0	0	4	0	2	.111	1	1	1	13		
5	Jerez, M	2-0	4.50	3	0	0	0	0	0	0	0	8.0	5	4	4	1	0	5	0	13	.185	2	0	0	32		
49	Julian, D	1-3	8.31	16	0	0	0	3	0	0	0	26.0	27	28	24	3	5	23	0	24	.262	0	1	2	132		
30	Kurz, C	0-0	4.15	3	0	0	0	2	1	1	1	4.1	2	2	2	0	0	1	0	8	.143	0	0	0	16		
45	Leban, G	1-0	2.04	10	0	0	0	3	1	0	0	17.2	13	4	4	1	1	10	0	20	.206	0	0	2	74		
52	Owens, T	0-2	4.63	8	8	0	0	0	0	0	0	23.1	17	13	12	2	3	11	0	28	.198	1	0	0	102		
43	Polanco, W	0-1	8.22	3	3	0	0	0	0	0	0	7.2	7	7	7	3	2	7	0	3	.250	3	0	1	37		
39	Reyes, C	0-0	***	1	0	0	0	0	0	0	0	0.0	0	3	3	0	0	3	0	---	2	0	0	3			
22	Sanchez, F	4-2	3.09	16	3	0	0	1	0	0	1	43.2	33	17	15	4	3	9	0	27	.204	5	0	0	175		
57	Santos, L	2-1	1.14	5	5	0	0	0	0	0	0	23.2	21	6	3	0	0	17	0	26	.233	3	0	0	108		
27	Segal, A	1-1	4.13	17	1	0	0	6	4	1	2	28.1	30	14	13	1	0	15	0	35	.275	3	0	4	126		
33	Seipel, Z	0-1	5.40	1	1	0	0	0	0	0	0	5.0	6	3	3	0	0	0	0	4	.300	0	0	0	20		
11	Stallings, M	3-5	2.25	11	9	0	0	0	0	0	0	56.0	53	22	14	0	0	11	0	69	.243	4	0	3	232		
23	Vines, D	0-4	6.61	11	11	0	0	0	0	0	0	31.1	38	23	23	4	1	10	0	33	.297	3	2	0	141		
56	Volquez, A	1-1	4.82	16	0	0	0	7	1	4	5	28.0	21	19	15	3	5	22	0	22	.206	5	0	3	131		
18	Wells, K	0-0	4.86	13	0	0	0	7	0	1	1	16.2	11	10	9	1	1	14	0	24	.183	6	0	0	75		
54	Williams, P	2-3	6.38	12	3	0	0	2	1	0	0	24.0	22	19	17	4	2	9	0	21	.237	3	0	1	105		
53	Yeager, J	2-2	4.24	14	0	0	0	9	1	2	3	23.1	23	12	11	3	1	14	0	34	.250	4	0	0	107		
DAN		30-38	4.35	68	68	0	2	68	13	13	22	588.0	540	339	284	53	35	294	0	639	.242	73	10	33	2595		
OPP		38-30	3.39	68	68	1	7	67	16	16	22	591.2	513	291	223	42	44	240	5	579	.232	64	6	43	2523		

2019 AWARDS AND ACCOLADES

2019 End of Year Award Winners

	Gwinnett (AAA)	Mississippi (AA)	Florida (A+)	Rome (A)	Danville (R)
Players:	OF Rafael Ortega	OF Cristian Pache & OF Drew Waters	OF Trey Harris	OF Justin Dean	1B Bryce Ball
Pitchers:	RH Bryse Wilson	RH Ian Anderson & LH Tucker Davidson	LH Hayden Deal	LH Dilmer Mejía	RH Ricky DeVito

2018 Organizational Winners

Bobby Cox Manager of the Year:

Bill Lucas Award:

Phil Niekro Award:

Hank Aaron Award:

Matt Tuiaosopo - Rome Braves

Thomas Burrows - Mississippi Braves / Gwinnett Stripers

Ian Anderson - Mississippi Braves / Gwinnett Stripers

Trey Harris - Rome Braves / Florida Fire Frogs / Mississippi Braves

Minor League Pitchers of the Month

Month	Gwinnett (AAA)	Mississippi (AA)	Florida (A+)	Rome (A-)	Danville (R)
April:	RH Rafael De Paula	RH Jeremy Walker	LH Hayden Deal	RH Kurt Hoekstra	N/A
May:	RH Ben Rowen	RH Ian Anderson	RH Brandon White	RH José Olague	N/A
June:	LH Kolby Allard	RH Jeremy Walker	RH Daysbel Hernández	LH Dilmer Mejía	LH Mitch Stallings
July:	RH Patrick Weigel	LH Tucker Davidson	LH Philip Pfeifer	LH Tanner Lawson	RH Ricky DeVito
August:	RH Kyle Wright	RH Kurt Hoekstra	RH Matt Hartman	RH Ryan Shetter	RH Peyton Williams

Minor League Players of the Month

Month	Gwinnett (AAA)	Mississippi (AA)	Florida (A+)	Rome (A-)	Danville (R)
April:	OF Adam Duvall	OF Drew Waters	INF Riley Delgado	OF Trey Harris	N/A
May:	OF Travis Demeritte	OF Cristian Pache	INF Kevin Joséphina	OF Trey Harris	N/A
June:	OF Adam Duvall	OF Cristian Pache	OF Trey Harris	C L. Brown & INF B. Shewmake	1B Bryce Ball
July:	C Alex Jackson	OF Greyson Jenista	OF Andrew Moritz	OF José Bermúdez	1B Bryce Ball
August:	INF Pedro Florimón	OF Connor Lien	INF Riley Delgado	OF Justin Dean	INF Cody Birdsong

MLB.com's 2019 Top 10 Braves Prospects

No.	Player (age entering 2019 season)	Position	2019 Club(s)
No. 1	Cristian Pache (21)	Outfielder	Mississippi/Gwinnett
No. 2	Drew Waters (21)	Outfielder	Mississippi/Gwinnett
No. 3	Ian Anderson (21)	Right-handed pitcher	Mississippi/Gwinnett
No. 4	Kyle Wright (24)	Right-handed pitcher	Gwinnett/Atlanta
No. 5	Shea Langeliers (22)	Catcher	Rome
No. 6	Bryse Wilson (22)	Right-handed pitcher	Gwinnett/Atlanta
No. 7	Braden Shewmake (22)	Infielder	Rome/Mississippi
No. 8	Kyle Muller (22)	Left-handed pitcher	Mississippi
No. 9	William Contreras (22)	Catcher	Florida/Mississippi
No. 10	Tucker Davidson (24)	Left-handed pitcher	Mississippi/Gwinnett

2019 BATTING LEADERS

Batting Average

1. Bryce Ball	329
2. Trey Harris	323
3. Ryan LaMarre	311
4. Drew Waters	309
5. Deivi Estrada	307
6. Braden Shewmake	300
7. Tyler Neslony	292
8. Austin Riley	288
9. Travis Demeritte	286
10. Rafael Ortega	285

Doubles

1. Drew Waters	40
2. Cristian Pache	36
3. Rafael Ortega	34
4. Travis Demeritte	28
T5. Trey Harris	26
Drew Lugbauer	26
7. Ryan LaMarre	24
T8. Andres Blanco	23
Greg Cullen	23
T10. Two tied	22

Triples

T1. Justin Dean	9
Cristian Pache	9
Drew Waters	9
4. Ryan LaMarre	7
T5. Jeremy Fernandez	7
Trey Harris	7
7. Greg Cullen	6
8. Shean Michel	5
9. Seven tied	4

On-Base + Slugging) (OPS)

1. Bryce Ball	1.023
2. Adam Duvall965
3. Austin Riley961
4. Travis Demeritte944
5. Rafael Ortega898
6. Trey Harris887
7. Ryan LaMarre857
8. Alex Jackson846
9. Tyler Neslony827
10. Drew Waters819

Home Runs

1. Adam Duvall	32
2. Alex Jackson	28
T3. Ryan Casteel	21
Rafael Ortega	21
5. Travis Demeritte	20
6. Andres Blanco	19
7. Bryce Ball	17
8. Drew Lugbauer	16
9. Austin Riley	15
10. Trey Harris	14

RBI

1. Adam Duvall	93
T2. Ryan Casteel	73
Travis Demeritte	73
Trey Harris	73
5. Pedro Florimon	68
6. Alex Jackson	65
T7. Andres Blanco	61
Sean Kazmar Jr	61
Cristian Pache	61
10. Two tied	60

Stolen Bases

1. Justin Dean	47
2. Ray-Patrick Diddy	28
3. Geraldo Quintero	21
4. Ryan LaMarre	19
5. José Dilone	18
6. Drew Waters	16
T7. Jose Bermudez	15
Andrew Mortiz	15
9. Three tied	14

Runs

1. Justin Dean	85
2. Rafael Ortega	83
T3. Greg Cullen	80
Drew Waters	80
5. Andres Blanco	78
6. Adam Duvall	74
7. Trey Harris	73
8. Travis Demeritte	68
9. Cristian Pache	63
T10. Two tied	62

Qualification: 200 AB

2019 PITCHING LEADERS

Wins

1. Kyle Wright.....	11
T2. José Olague	10
Alan Rangel	10
Bryse Wilson	10
T5. Ian Anderson	8
Tucker Davidson.....	8
Dilmer Mejía	8
8. Six tied	7

Innings Pitched

1. Nolan Kingham.....	165.1
2. Odalvi Javier	146.0
3. Ian Anderson.....	135.2
4. Philip Pfeifer	133.1
5. Jasseel De La Cruz.....	133.0
6. José Olague.....	132.0
7. Alan Rangel	131.2
8. Tucker Davidson.....	129.2
9. Bryse Wilson.....	121.0
10. Hayden Deal.....	119.1

Strikeouts

1. Ian Anderson	172
2. Philip Pfeifer	159
3. Tucker Davidson.....	134
T4. Jasseel De La Cruz.....	121
Alan Rangel	121
6. Kyle Muller.....	120
7. Bryse Wilson.....	118
8. Odalvi Javier.....	117
T9. Nolan Kingham.....	116
Kyle Wright.....	116

Games

1. Jason Creasy.....	49
2. Thomas Burrows.....	43
3. Ben Rowen.....	40
T4. Josh Graham.....	38
Jordan Harrison.....	38
Kurt Hoekstra.....	38
T7. Daysbel Hernández.....	35
Connor Johnstone.....	35
Sean McLaughlin.....	35
Jose Rafael De Paula.....	35

ERA (Starters)

1. Tucker Davidson.....	2.15
2. Patrick Wiegel.....	2.73
3. Philip Pfeifer.....	2.97
4. Kyle Muller.....	3.14
5. Hayden Deal.....	3.24
6. Jasseel De La Cruz.....	3.25
7. Ian Anderson.....	3.38
8. Bryse Wilson.....	3.42
9. Gabriel Noguera.....	3.59
10. Odalvi Javier.....	3.70

ERA (Relievers)

1. Brandon White.....	1.35
2. Daysbel Hernández.....	1.71
3. Rainieri Rodríguez.....	1.79
4. Kurt Hoekstra.....	1.81
5. Bradley Roney.....	1.94
6. Tanner Lawson.....	2.14
7. Ronaldo Alesandro.....	2.43
8. Ryan Shetter.....	2.45
9. Claudio Custodio.....	2.48
10. Jordano Perez.....	2.67

Saves

1. Jason Creasy.....	11
T2. Josh Graham.....	8
Kurt Hoekstra.....	8
T4. Thomas Burrows.....	7
Daysbel Hernández.....	7
Jeremy Walker.....	7
T7. Ronaldo Alesandro.....	6
Jose Rafael De Paula.....	6
T9. Three tied.....	5

WHIP

1. Jasseel De La Cruz.....	1.135
2. Patrick Wiegel.....	1.152
3. Philip Pfeifer.....	1.163
4. Bryse Wilson.....	1.207
5. Nolan Kingham.....	1.210
6. Tucker Davidson.....	1.249
7. Ian Anderson.....	1.253
8. Kyle Wright.....	1.264
9. José Olague.....	1.265
10. Hayden Deal.....	1.265

Qualifications:

Starter - 75 IP

Reliever - 30 IP

MINOR LEAGUE STANDINGS

International League

North Division

Team	W-L	Pct.	GB
#-Scranton/WB	76-65	.539	-
Syracuse	75-66	.532	1.0
Buffalo	71-69	.507	4.5
Rochester	70-70	.500	5.5
Lehigh Valley	66-74	.471	9.5
Pawtucket	59-81	.421	16.5

South Division

Team	W-L	Pct.	GB
#-Gwinnett	80-59	.576	-
Charlotte	75-64	.540	5.0
&-Durham	75-64	.540	5.0
Norfolk	60-79	.432	20.0

West Division

Team	W-L	Pct.	GB
#-Columbus	81-59	.579	-
Indianapolis	66-74	.471	15.0
Toledo	66-74	.471	15.0
Louisville	59-81	.421	22.0

Southern League

North Division

Team	W-L	Pct.	GB
*#-Montgomery	88-50	.638	-
&-Jackson	78-57	.578	8.5
Birmingham	64-72	.471	23.0
Chattanooga	61-75	.449	26.0
Tennessee	58-81	.417	30.5

South Division

Team	W-L	Pct.	GB
*#-Biloxi	82-57	.590	-
&-Pensacola	76-63	.547	6.0
Jacksonville	66-71	.482	15.0
Mississippi	64-75	.460	18.0
Mobile	50-86	.368	30.5

Florida State League

Northern Division

Team	W-L	Pct.	GB
*-Dunedin	80-55	.593	-
Clearwater	68-68	.500	12.5
Daytona	66-68	.493	13.5
Lakeland	65-70	.481	15.0
Tampa	64-71	.474	16.0
Florida	54-82	.397	26.5

Southern Division

Team	W-L	Pct.	GB
#-Charlotte	82-53	.607	-
*-Fort Myers	74-59	.556	7.0
Bradenton	73-62	.541	9.0
St. Lucie	68-66	.507	13.5
Palm Beach	57-73	.438	22.5
Jupiter	54-78	.409	26.5

South Atlantic League

Northern Division

Team	W-L	Pct.	GB
*-Delmarva	90-48	.652	-
#-Hickory	83-52	.615	5.5
Greensboro	79-59	.572	11.0
West Virginia	69-70	.496	21.5
Hagerstown	65-75	.464	26.0
Kannapolis	64-74	.464	26.0
Lakewood	58-80	.420	32.0

Southern Division

Team	W-L	Pct.	GB
#-Augusta	77-61	.558	-
Charleston	73-66	.525	4.5
*-Lexington	68-70	.493	9.0
Asheville	68-72	.486	10.0
Rome	65-74	.468	12.5
Greenville	56-82	.406	21.0
Columbia	52-84	.382	24.0

Appalachian League

East Division

Team	W-L	Pct.	GB
#-Pulaski	42-26	.618	-
Burlington	39-29	.574	3.0
Princeton	34-34	.500	8.0
Bluefield	31-36	.463	10.5
Danville	30-38	.441	12.0

West Division

Team	W-L	Pct.	GB
#-Johnson City	35-33	.515	-
Bristol	34-33	.507	0.5
Kingsport	34-34	.500	1.0
Elizabethton	33-34	.493	1.5
Greeneville	26-41	.388	8.5

Gulf Coast League

East Division

Team	W-L	Pct.	GB
GCL Marlins	28-22	.560	-
GCL Mets	30-24	.556	-
GCL Nationals	26-23	.531	1.5
GCL Astros	25-26	.490	3.5
GCL Cardinals	20-34	.370	10.0

North Division

Team	W-L	Pct.	GB
GCL Phillies West	33-15	.688	-
GCL Tigers West	30-20	.600	4.0
GCL Blue Jays	27-23	.540	7.0
GCL Yankees West	22-27	.449	11.5
GCL Phillies East	21-27	.438	12.0
GCL Tigers East	19-29	.396	14.0
GCL Yankees East	18-29	.383	14.5

South Division

Team	W-L	Pct.	GB
GCL Orioles	38-15	.717	-
GCL Twins	30-21	.588	7.0
GCL Red Sox	27-25	.519	10.5
GCL Rays	25-28	.472	13.0
GCL Braves	18-31	.367	18.0
GCL Pirates	18-36	.333	20.5



**MINOR LEAGUE
BASEBALL**

* - Clinched Division (1st Half)

- Clinched Division

& - Clinched Wild Card

BRAVES #1 DRAFT CHOICES

Year	Selection #	Regular Phase	Secondary Phase
1966	11	Al Santorini, P	Oscar Brown, OF
1967	12	Andy Finlay, OF	Garry Hill, P
1968	7	Curtis Moore, C	Larry Pyre, P
1969	12	Gene Holbert, C	Gary Robson, P
1970	21	Ron Broadus, P	William Hodge, C
1971	10	Taylor Duncan, INF	Mike Beard, P
1972	11	Preston Hanna, P	Mike Bahnick, P
1973	10	Pat Rockett, SS	No Selection
1974	5	Dale Murphy, C	Scott McGlamory, P
1975	18	Don Young, C	David Stevens, OF
1976	3	Ken Smith, 1B	Gerald Price, INF
1977	4	Tim Cole, P	Mark Martin, C
1978	1	Bob Horner, 3B	James Watkins, C
1979	4	Brad Komminsk, OF	No Selection
1980	3	Ken Dayley, P	Jeff Dedmon, P
1981	12	Jay Roberts, OF	John Wallace, OF
1982	9	Duane Ward, P	John Bryant, CF
1983	74 (3rd round)	Marty Clary, P	Kevin Williamson, P
1984	19	Drew Denson, 1B	Jeff Blauser, SS
1985	14	Tommy Greene, P	Dodd Johnson, INF
1986	5	Kent Mercker, P	Kevin Brown, P
1987	6	Derek Lilliquist, P	No Second Phase
1988	3	Steve Avery, P	No Second Phase
1989	2	Tyler Houston, C	No Second Phase
1990	1	Chipper Jones, SS	No Second Phase
1991	2	Mike Kelly, OF	No Second Phase
1992	21	Jamie Arnold, P	No Second Phase
1993	66 (2nd round)	Andre King, OF*	No Second Phase
1994	27	Jacob Shumate, P	No Second Phase
1995	26	Chad Hutchinson, P**	No Second Phase
1996	27	A.J. Zapp, 1B	No Second Phase
1997	29	Troy Cameron, SS	No Second Phase
1998	52 (2nd round)	Matthew Belisle, P#	No Second Phase
1999	81 (2nd round)	Matteaus Butler, P@	No Second Phase
2000	29	Adam Wainwright, P	No Second Phase
2001	24	Macay McBride, LHP	No Second Phase
2002	23	Jeff Francoeur, OF	No Second Phase
2003	35 (Supplemental round)	Luis Atilano, P	No Second Phase
2004	71 (2nd round)	Eric Campbell, 3B^	No Second Phase
2005	27	Joey Devine, RHP	No Second Phase
2006	24	Cody Johnson, OF	No Second Phase
2007	14	Jason Heyward, OF	No Second Phase
2008	40	Brett DeVall, LHP%	No Second Phase
2009	7	Mike Minor, LHP	No Second Phase
2010	35 (Supplemental round)	Matt Lipka, SS^^	No Second Phase
2011	28	Sean Gilmartin, LHP	No Second Phase
2012	21	Lucas Sims, RHP	No Second Phase
2013	31 (Supplemental round)	Jason Hursh, RHP&	No Second Phase
2014	32 (Supplemental round)	Braxton Davidson, OF\$	No Second Phase
2015	14	Kolby Allard, LHP	No Second Phase
2016	3	Ian Anderson, RHP	No Second Phase
2017	5	Kyle Wright, RHP	No Second Phase
2018	8	Carter Stewart, RHP**	No Second Phase
2019	9	Shea Langeliers, C	No Second Phase
	21	Braden Shewmake, INF	
2020	25	Jared Shuster, LHP	No Second Phase

2019/2020 BRAVES DRAFT PICKS

Rd	Name	Pos.	#	School
1	Shea Langeliers	C	9	Baylor Univ. (TX)
1	Braden Shewmake	INF	21	Texas A&M Univ.
2	Beau Philip	INF	60	Oregon St Univ.
3	Michael Harris II	OF	98	Stockbridge (GA) HS
4	Kasey Kalich	RHP	127	Texas A&M Univ.
5	Stephen Paolini	OF	157	St Josephs (CT) School
6	Tanner Gordon	RHP	187	Indiana Univ.
7	Darius Vines	RHP	217	Cal St Bakersfield
8	Ricky DeVito	RHP	247	Seton Hall Univ. (NJ)
9	Cody Milligan	INF	277	Cowley County CC (KS)
10	Brandon Parker	OF	307	Mississippi Gulf Coast JC
11	Vaughn Grissom	INF	337	Hagerty (FL) HS
12	Andy Samuelson	LHP	367	Wabash Valley Col (IL)
13	Tyler Owens	RHP	397	Trinity Catholic (FL) HS
14	Jared Johnson	RHP	427	Smithville (MS) HS
15	Connor Blair	OF	457	Univ. Washington
16	Joey Estes	RHP	487	Paraclete (CA) HS
17	Alec Barger	RHP	517	North Carolina St Univ.
18	Mahki Backstrom	INF	547	Junipero Serra (CA) HS
19	Kadon Morton	OF	577	Seguin (TX) HS
20	Peyton Williams	RHP	607	Catawba College (NC)
21	Javier Valdes	C	637	Florida International Univ.
22	Alex Segal	LHP	667	Wichita St Univ. (KS)
23	Drew Campbell	OF	697	Univ. Louisville (KY)
24	Bryce Ball	INF	727	Dallas Baptist Univ. (TX)
25	Chad Bryant	RHP	757	Pensacola State Col (FL)
26	Riley King	INF	787	Univ. Georgia
27	Indigo Diaz	RHP	817	Michigan St Univ.
28	Ben Thompson	RHP	847	Chandler Gilbert CC (AZ)
29	James Acuna	RHP	877	Azusa Pacific Univ. (CA)
30	Mitch Calandra	C	907	Eckerd College (FL)
31	Greg Leban	RHP	937	Austin Peay St Univ. (TN)
32	Cody Birdsong	INF	967	Quincy Univ. (IL)
33	Justin Yeager	RHP	997	Southern Illinois U Carbondale
34	Willie Carter	OF	1027	Webber Int. Univ. (FL)
35	Anthony Hall	INF	1057	Point Loma (CA) HS
36	Mitchell Jackson	RHP	1087	Marion (IL) HS
37	Davis Schwab	LHP	1117	Missouri St Univ.
38	Grant Mathews	OF	1147	Tulane Univ. (LA)
39	Joshua Rolling	INF	1177	Bishop Manogue (NV) HS
40	Cade Bunnell	INF	1207	Indiana Univ.
Rd	Name	Pos.	#	School

2020 Draft Selections

1	Jared Shuster	LHP	25	Wake Forest
3	Jesse Franklin	OF	97	Michigan
4	Spencer Strider	RHP	126	Clemson
5	Bryce Elder	RHP	156	Texas

Bold indicates signed

All-Time First-Round Selection Transactions

* Selection was sent to Chicago for Greg Maddux.

Selection was sent to Colorado for Andres Galarraga.

@ Selection was sent to St. Louis for Brian Jordan.

^ Selection was sent to Texas for John Thomson.

% Selection was sent to New York (NL) for Tom Glavine.

^^ Selection was sent to Boston for Billy Wagner.

& Selection was sent to Tampa Bay for B.J. Upton.

\$ Selection was sent to Kansas City for Ervin Santana.

+ Awarded selection for Ervin Santana.

! Acquired competitive balance round-A selection as part of a six-player trade on April 5, 2015.

++ Acquired competitive balance round-A selection as part of a three-team, 13-player trade on July 30, 2015.


PRESEASON TOP 30 PROSPECTS

2021 Baseball America Preseason Top-30 Atlanta Braves Prospects


1	Cristian Pache	OF	16	Bryce Elder	RHP
2	Ian Anderson	RHP	17	Alex Jackson	C
3	Drew Waters	OF	18	Bryce Ball	1B
4	Shea Langeliers	C	19	Victor Vodnik	RHP
5	Bryse Wilson	RHP	20	Freddy Tarnok	RHP
6	William Contreras	C	21	William Woods	RHP
7	Kyle Muller	LHP	22	Vaughn Grissom	SS
8	Braden Shewmake	SS	23	Ambioris Tavarez	SS
9	Jared Shuster	LHP	24	Jesse Franklin	OF
10	Tucker Davidson	LHP	25	Kasey Kalich	RHP
11	Michael Harris	OF	26	Trey Harris	OF
12	Huascar Ynoa	RHP	27	Greyson Jenista	OF
13	Jasseel De La Cruz	RHP	28	Logan Brown	C
14	Patrick Weigel	RHP	29	Beau Philip	SS
15	Daysbel Hernandez	RHP	30	Stephen Paolini	OF

2021 MLB Pipeline Preseason Top-30 Atlanta Braves Prospects

1	Cristian Pache	OF	16	Trey Harris	OF
2	Ian Anderson	RHP	17	Victor Vodnik	RHP
3	Drew Waters	OF	18	Jesse Franklin	OF
4	Shea Langeliers	C	19	Daysbel Hernandez	RHP
5	Braden Shewmake	SS	20	Vaughn Grissom	SS
6	Kyle Muller	LHP	21	Greyson Jenista	OF
7	William Contreras	C	22	C.J. Alexander	INF
8	Jared Shuster	LHP	23	Spencer Strider	RHP
9	Tucker Davidson	LHP	24	Thomas Burrows	LHP
10	Jasseel De La Cruz	RHP	25	Kasey Kalich	RHP
11	Michael Harris	OF	26	Tyler Owens	RHP
12	Freddy Tarnok	RHP	27	Logan Brown	C
13	Bryce Elder	RHP	28	Justin Dean	OF
14	Bryce Ball	1B	29	William Woods	RHP
15	Alex Jackson	C	30	Mahki Backstrom	INF



2019 YEAR IN REVIEW



2019 NOTES

SEASON SUMMARY: The Mississippi Braves concluded their 15th anniversary season in Central Mississippi with a 64-75 overall record, finishing fourth in the Southern League South Division. While the club missed out on the postseason for the third-straight season, the 2019 campaign saw the 3 millionth fan enter Trustmark Park, 1,000th franchise win, third no-hitter in club history, record three postseason All-Stars and the first Southern League Most Valuable Player.

- Despite finishing 11-games below .500, the M-Braves only had a -8 run differential this season (491-483). The club went 10-13 in April, 14-15 in May, 15-13 in June, 14-14 in July, 9-20 in August and was the only Southern League team to go 2-0 in September. The M-Braves were 33-37 at Trustmark Park, 31-38 on the road, 19-27 in one-run games, 13-15 in day games, 51-60 in night games, 16-15 in shutout games and 7-7 in extra-inning games. The M-Braves were 9-17-1 this season in series', 36-45 vs. South Division teams, 27-30 against North Division foes, 39-38 when playing NL style baseball and 24-37 when playing with the DH.
- The Mississippi Braves once again featured some of the top pitching talent in Minor League Baseball, which led to the Southern League's top ERA at 3.22. It ranked third in all of Double-A baseball, falling only behind Arkansas (3.10) of the Texas League and Bowie (3.19) of the Eastern League. M-Braves starters ended the year with a 3.22 ERA, 49 quality starts and 686 strikeouts in 677.1 IP. The bullpen posted a 3.26 ERA for the season and was 35-for-47 in save opportunities.

8.25% INCREASE IN ATTENDANCE: The club saw 163,841 fans at Trustmark Park, pushing the all-time total to 3,030,737. The M-Braves celebrated the 3 millionth fan for Braves baseball at Trustmark Park on Aug. 14. Clinton, MS native Matt Baker (and son Wyatt attending his first game) was the 3 millionth fan and was given a prize pack that included 2020 M-Braves Season Tickets and 2020 Atlanta Braves tickets.

- The M-Braves saw an attendance increase of 8.25% in 2019, over the 2018 season, drawing 2,482 fans per game. The season was capped by an average attendance of 3,009 during the month of July and 2,639 in the season's second half. The Apr. 23 day/night doubleheader with the M-Braves and Biscuits at 10:35 am, and Ole Miss vs. Mississippi State in the Governor's Cup at 6:00 pm saw a single-day attendance record of 13,022. The Governor's Cup drew a Trustmark Park record crowd for baseball at 8,639.

1,000 MISSISSIPPI BRAVES WINNERS: The Aug. 24, 3-2 win over Biloxi, was the 1,000th all-time win for the Mississippi Braves since 2005.

DREW WATERS NAMED MVP: OF Drew Waters was named the league's Most Valuable Player after leading the Southern League in several offensive categories, despite a promotion to Triple-A Gwinnett on Aug. 5. In 108 M-Braves games, the 20-year-old finished the season by leading the league in batting average (.319), hits (134), doubles (35), triples (9) and extra-base hits (49). He finished among the top 10 in slugging (2nd, .481), OPS (2nd, .847), total bases (3rd, 202), runs (T-5th, 63) and OBP (8th, .366).

- Waters became the first M-Brave to claim the MVP award and first for the franchise since Ryan Klesko and Javy Lopez won league MVP in 1991-92 for the Greenville Braves. Waters was the youngest, at 20, to win MVP since Montgomery's Delmon Young claimed the honor in 2005.
- Waters became the first player in the Southern League and Double-A baseball to the 100-hit mark on Jun. 30 and the first player in MLB and MiLB to 120 hits on Jul. 13 in his 89th game. The Woodstock, GA native ended the season with 134 games between Mississippi (108), and Gwinnett (26) ranked among the MiLB leaders in doubles (T-3rd, 40), hits (5th, 163), at-bats (6th, 163) and games (T-7th, 134).
- Waters is just the second M-Brave to claim the Southern League batting title, joining Ozzie Albies, who claimed the award after batting .321 in 2016. He became only the fourth in franchise history, joining Doc Estes (1984, .341), Napoleon Calzado (2004, .359) and Albies.
- Waters finished the season with four four-hit games, 14 three-hit games, and 44 multi-hit games.
- Waters had a league-best 18-game hitting streak that began on Jun. 4, batting .417 (30-for-72) with eight doubles, two triples, two home runs, nine RBI, 12 runs, four walks, and a .462 OBP. The streaks were the longest this season in the Southern League, and the on-base streak was third-longest in club history. Waters has extended his streak 14 times during his first at-bat.
- Waters also had a 30-game on-base streak which was second-longest in the Southern League, that began on May 23, batting .388 (45-for-116) with 10 doubles, six triples, two home runs, 13 RBI, 21 runs, seven walks, and .437 OBP. The M-Braves record for on-base streak was 40 games set by Cristian Bethencourt in 2013.

- Overall in 2019, Waters hit .309 (163-for-527) with 40 doubles, nine triples, 56 extra-base hits, seven home runs, 52 RBI, 80 runs, 39 walks, 16 stolen bases, .360 OBP, .459 slugging and .819 OPS.

POSTSEASON AWARDS: The M-Braves placed a club-record three players on the Southern League Postseason All-Star team with Drew Waters and Cristian Pache being named to the outfield and LHP Tucker Davidson being the top left-handed pitcher.

- The Atlanta Braves top prospect according to MLB Pipeline, OF Cristian Pache, finished the season ranked among the Southern League leaders in extra-base hits (T-2nd, 47), triples (T-2nd, 8), doubles (4th, 28), OPS (6th, .814) and total bases (9th, 186).
- Over 130 games between Mississippi (104) and Gwinnett, Pache hit .277 (135-for-487) with 36 doubles, nine triples, 12 home runs, 61 RBI, 50 runs, 43 walks, eight stolen bases, .340 OBP, .462 slugging and .802 OPS. Pache's top month was April batting .321 (27-for-84) with seven doubles, four triples, two home runs, 13 extra-base hits, 11 runs, six walks, four stolen bases, .363 OBP and .934 OPS. Pache was named a Southern League All-Star after batting .291 over the season's first half with 16 doubles, five triples, nine home runs, 36 RBI, 36 runs, 21 walks, .348 OBP and .854 OPS.
- Pache had five straight multi-hit games, April 27-May 2, going 10-for-19 with three doubles, a triple, three RBI and two runs scored. He also had an 11-game on-base streak April 27-May 8, batting .375 (15-for-40) with six multi-hit games, three doubles, a triple, home run, five RBI, four walks and four runs scored.
- LHP Tucker Davidson broke onto the scene for a breakout 2019 season and earned top left-handed pitcher honors in the Southern League. At the time of his promotion to Gwinnett on Aug. 5, he led all of Double-A baseball and was sixth in MiLB, among qualified pitchers, with a 2.03 ERA after 21 starts. In the Southern League, Davidson ranked 5th in strikeouts (122), 7th in opponents' batting average (.224), 7th in WHIP (1.20) and 9th in IP (110.2). Over Davidson's final four M-Braves starts (all wins), the Texan has a 1.38 ERA, allowing just four runs in 26.0 innings, 27 strikeouts, six walks.
- Overall in 2019, Davidson ended the season by ranking fourth in MiLB with 2.15 ERA. Over 25 starts between Mississippi (21) and Gwinnett (4), Davidson was 8-7 with a 2.15 ERA (31 ER/129.2 IP), 134 strikeouts, 54 walks, 1.25 WHIP and .234 opponent's batting average. Davidson was named to the Southern League All-Star Team after going 2-4 with a 1.61 ERA (12 ER/67.0 IP), 72 strikeouts, 32 walks, 1.21 WHIP and .206 opponent's batting average over 13 starts.
- Davidson set a new career-high with 10 strikeouts on Jun. 13 vs. Mobile over 5.1 innings in a no-decision. He matched a career-high twice with 8.0 innings pitched and recorded the best start of his career on Saturday, May 18 at Birmingham with 8.0 innings of shutout baseball, five hits, two walks, and four strikeouts. He didn't allow an earned run over 16.2 innings from June 13-30.

CASTEEL JOINS 20 HOME RUN CLUB: 28-year-old 1B Ryan Casteel led the club and ranked T-2nd in the league with 21 home runs and had three multi-homer games this season. His three-homer game on Jul. 3 was the first in M-Braves history. Casteel has already moved into seventh place on the M-Braves all-time home run list. His home run on Aug. 24 at Biloxi made Casteel just the second M-Brave to record 20 homers in a season, joining Ernesto Mejia (26) who did it in 2011. Casteel was also the only Southern League player with 20 home runs and 20 doubles.

- Casteel ended the season ranked among the league leaders in HR (T-2nd, 21), RBI (2nd, 73), slugging (3rd, .477), extra-base hits (T-7th, 44) and OPS (8th, .811).
- Casteel went 4-for-5, with three home runs, a double, four runs, five RBI in the 14-13 loss on Jul. 3 at Pensacola. The three homers and four runs were a personal career-high, and five RBI's matched a career-high. The Chattanooga, TN native had two-homer games on Jun. 23 at Biloxi and Aug. 7 at Jacksonville, giving him a total of six in his career. Casteel opened the season on the Rookie-Danville roster and was activated on Apr. 18 when C.J. Alexander was placed on the Injured List. He hit his first home run on Apr. 22 vs. Montgomery off of Rays No. 2 prospect Brendan McKay (solo shot) and hit second home run two days later on Apr. 24 vs. Montgomery. Casteel hit in 20 of first 24 games and went 4-for-6 with two doubles and two runs on Jun. 20 at Biloxi, his first four-hit game since 2015. Casteel logged an eight-game hitting streak, April 20-April 29 (.367, 4 2B, 2 HR, 6 RBI, 5 R, 3 BB, .424 OBP) and a 10-game hitting streak, May 11-May 23 (.333, 2 2B, 2 HR, 5 RBI, 3 R, 6 BB, .442 OBP).
- Overall, Casteel hit .263 (108-for-411) with 21 doubles, two triples, 21 home runs, 73 RBI, 47 runs, 43 walks, .334 OBP, .477 slugging and .811 OPS in 118 games.
- Casteel's 73 RBI were the most by an M-Brave since Dustin Peterson had 88 in 2016 and ranks as third-most for an M-Brave during a single-season.

2019 NOTES

ANDERSON PACED THE SOUTHERN LEAGUE IN STRIKEOUTS: Atlanta Braves top pitching prospect RHP Ian Anderson was promoted to Triple-A Gwinnett on Aug. 5. At the time of his promotion, the Rexford, NY native was tied for second in all of Minor League Baseball with 147 strikeouts over 21 starts, averaging 11.9 SO/9 IP. The New York native and third-overall overall pick in the 2016 draft led the league in strikeouts and ranked fourth with a 2.65 ERA. Over his final six starts beginning with the combined no-hitter on Jun. 28, Anderson went 2-0 with a league-best 1.39 ERA (5 ER/32.1 IP), six walks, 48 strikeouts, .185 BAA and 0.87 WHIP.

- At season's end, Anderson made 26 starts between Mississippi (21) and Gwinnett (5), going 8-7 with a 3.38 ERA (51 ER/135.2 IP), 172 strikeouts, 65 walks, 1.25 WHIP, and .210 opponent's batting average. Anderson posted an 11.4 SO/9 IP ratio. Anderson finished tied for fourth place in all MiLB with 172 strikeouts. Anderson finished third in the Southern League with 147 strikeouts on the season.

MULLER TIME: LHP Kyle Muller became the second Southern League pitcher and third in Double-A baseball to reach 100 strikeouts on Jul. 4. Muller's season was cut short due to a calf injury, but the 21-year-old still ranked among the Southern League leaders in starts (T-6th, 22), complete games (2nd, 2) and strikeouts (8th, 120). Muller finished the season 7-6 with a 3.14 ERA (39 ER/111.2 IP), 120 strikeouts, 68 walks, 1.33 WHIP and .208 opponent's batting average.

- Muller was named Southern League Pitcher of the Week for his performance from May 20-26. In two starts, the Dallas, TX native went 2-0 with a 1.29 ERA, giving up just one run on six hits in 12.2 innings, walking four and striking out 17. Muller allowed just three runs over 33.1 innings pitched and five starts during the month of May, going 3-0 with a 0.81 ERA, 11 walks and 33 strikeouts.

HISTORY MADE ON JUNE 28: Ian Anderson and Jeremy Walker combined for a nine-inning no-hitter on Friday, Jun. 28 vs. Jackson on the night that the M-Braves saluted the Jackson (MS) Generals with retro Generals jerseys. It was the third no-hitter in team history. The last was a combined no-hitter from Julio Teheran and Tyrelle Harris on Aug. 2, 2010, vs. Mobile. The first and only individual no-hitter came from the late Tommy Hanson on Jun. 25, 2008, vs. Birmingham. Anderson's 14 strikeouts over 7.0 innings in the game matched Hanson's single-game team record set in the same game. Over 2,069 games, the M-Braves have never had a no-hitter of any kind thrown against them.

JULY PLAYERS OF THE MONTH: M-Braves OF Greyson Jenista and LHP Tucker Davidson were named the Mississippi Braves Players of the Month for July. Jenista hit .333 (27-for-81) over his first full month at the Double-A level with three doubles, three home runs, 12 RBI, 10 runs, nine walks, two stolen bases, and a .402 OBP. Davidson was 3-1 with a 2.57 ERA (8 ER/28.0 IP), seven walks, 33 strikeouts, and a .232 opponents' AVG.

TOP 30 PROSPECTS ON THE ROSTER: The 2019 M-Braves club saw 14 of the top 19 prospects in the Atlanta Braves farm system, according to MLB Pipeline, appear with the club. Those included OF Cristian Pache (1), OF Drew Waters (2), RHP Ian Anderson (3), LHP Kyle Muller (7), C William Contreras (8), INF Braden Shewmake (9), RHP Huascar Ynoa (10), OF Greyson Jenista (11), RHP Patrick Weigel (12), LHP Tucker Davidson (13), RHP Jasseel De La Cruz (14), LHP Thomas Burrows (16), OF Trey Harris (18), INF C.J. Alexander (19).

ROSTER TURNOVER: A total of 51 players appeared in games during the 2019 season for the M-Braves. The roster saw lots of turnover during the final month of the season. Only 12 of the 24 players that finished the season on the active roster were active on Aug. 4. OF Cristian Pache, OF Drew Waters, RHP Ian Anderson, LHP Tucker Davidson, RHP Ben Rowen, LHP Tyler Matzek, LHP Phil Pfeifer, and C Jonathan Morales were promoted to Triple-A Gwinnett. LHP Kyle Muller, INF C.J. Alexander, and INF Daniel Lockhart were placed on the Injured List, and INF Luis Valenzuela was released, and RHP Brandon White was transferred to High-A Florida. Also, LHP Joey Wentz was traded to Detroit on Jul. 31. The club used 10 different starting pitchers in August.

THE FIRST 2019 DRAFT PICK IN DOUBLE-A: On Aug. 16, SS Braden Shewmake was promoted to Mississippi from Low-A Rome, Atlanta's second first-round pick (21st overall) in June's MLB draft. Shewmake was the first 2019 draft pick to reach Double-A for any club. In 51 games, the Texas A&M product was batting .318 (64-for-201) with 18 doubles, two triples, three home runs, 39 RBI, 11 stolen bases and .389 OBP over 51 games. Atlanta's first selection was Baylor catcher Shea Langeliers at ninth overall. He is currently playing for Low-A Rome. Shewmake hit .217 (10-for-46) with seven runs, one RBI, four walks and two stolen bases over 14 games for the M-Braves.

LIEN TIES DEMERITTE ON ALL-TIME HOME RUN LIST: OF Connor Lien hit nine M-Braves home runs in 2019, moving him to 32 over his career, tying him with former M-Brave Travis Demeritte on the club's all-time home run list. Lien hit two home runs on Apr. 19 at Chattanooga, his third career multi-homer game and third in three games, and then had another two-homer game against Chattanooga on Aug. 29, his fourth career multi-homer game and third in three games.

- Lien finished the season by ranking among M-Braves all-time leaders in games played (2nd, 339), home runs (T-1st,

32) and at-bats (4th, 1,042).

PFEIFER TRANSFORMED HIS CAREER: 26-year-old LHP Phil Pfeifer averaged 10.7 SO/9.0 IP this season between Mississippi Florida and Gwinnett and had 159 strikeouts in 30 games, 18 starts, and 133.1 innings. In four starts for Mississippi from Aug. 4 to Aug. 20. The Vanderbilt product posted a 1.17 ERA (3 ER/23.0 IP), 29 strikeouts, six walks, .195 BAA and 0.96 WHIP in the four starts.

- Pfeifer logged double-digit strikeouts three times, including a career-high 17 strikeouts on Jul. 18 at Palm Beach.

THE COMPLETE GAME KING: RHP Nolan Kingham threw the first nine-inning complete game for the M-Braves on Sept. 1 vs. Chattanooga since 2015 and led Minor League Baseball with four nine-inning complete games and three complete-game shutouts. The 22-year-old finished the season ranked second in Minor League Baseball in innings pitched, logging 165.1 between Low-A Rome, High-A Florida and Mississippi.

CLUB RECORD NINE MULTI-HOMER GAMES: The M-Braves set a club record with nine multi-homer games in 201: Connor Lien (4/19 at CHA, 8/29 vs. CHA), Luis Valenzuela (4/15 at CHA), Ray-Patrick Diddier (4/28 at MOB), Andy Wilkins (5/10 vs. PNS), Ryan Casteel (6/23 at BLX, 7/3 at PNS (3-homer game) 8/7 at JAX), C.J. Alexander (8/7 at JAX) all have multi-homer games this season. The previous season-high was five in 2007 and 2008.

ANOTHER 25 STOLEN BASE SEASON FOR DIDDER: Aruba native INF/OF Ray-Patrick Diddier stole 28 bases this season and was 21-for-23 in stolen base opportunities in 59 games during the second half, ranking second in the league over that period. Also in the second half, Diddier has a .365 OBP, seven doubles, a home run, eight RBI and 26 walks. He finished the season ranked fourth in the league with 28 stolen bases and second in HBP (15). Diddier has been HBP 114 times in his career and 102 times since the 2015 season.

THE JULY TURNAROUND: The M-Braves finished July 11-3 over their last 14 games after a 3-11 beginning to the month. The Braves ended July, 14-14, batting .244 and posting a 3.44 ERA. Starters had a 2.99 ERA.

THE DOG DAYS OF SUMMER: The M-Braves finished August with a 9-20 overall record. The 20 losses matched for the most during a month in club history (April 2008 & July 2017), and most in August. The M-Braves had the Southern League's second-best ERA in August at 3.27, while the offense ranked last in the league with a .211 batting average and 2.5 runs per game.

THREE MLB REHABS IN 2019: RHP Kevin Gausman made a rehab start for the M-Braves on Jul. 11 allowing one unearned run on three hits over 6.0 innings with no walks and three strikeouts. OF Ender Inciarte was with the M-Braves July 7-8, going 2-for-5 with a run and stolen base. LHP Dallas Keuchel started for the M-Braves on Jun. 15, tossing 7.0 innings of three-run baseball, striking out four and walking one in a no-decision against Mobile.

YOUNG GUNS: The 2019 roster contained seven players that when they played their first game were 21-years-old, or younger. OF Drew Waters was the youngest (20, 12/30/98), followed by OF Cristian Pache (20, 11/19/98), RHP Ian Anderson (21, 5/2/98), C William Contreras (12/24/97), INF Braden Shewmake (21, 11/19/97), LHP Kyle Muller (21, 10/7/97), LHP Joey Wentz (21, 10/6/97) and RHP Jasseel De La Cruz (21, 6/26/97).

HE'S A PITCHER NOW: RHP Claudio Custodio was Mississippi's most consistent player in 2019. The 28-year-old made 31 appearances, six starts, for the M-Braves, going 5-4 with a 2.61 ERA (23 ER/79.1 IP), 67 strikeouts, 23 walks, 1.05 WHIP and .214 opponent's batting average. Custodio joined the club from Low-A Rome on Apr. 20 and posted a 1.89 ERA in May, 3.77 ERA in June, 2.20 ERA in July and 2.92 ERA in August. The former Yankees farmhand also contributed offensively with a .286 batting average, three runs scored and two stolen bases.

THE COMEBACK KID: RHP Bradley Roney missed nearly two full seasons due to injury, but the Southern Miss product returned to the mound in 2019. After beginning the season once again on the M-Braves Injured List, Roney started his campaign in Florida before being transferred to the M-Braves roster from High-A Florida on Jun. 20. In eight appearances for the FireFrogs, beginning on May 19, he posted no record, but allowed no runs over 14.1 innings with three walks and 18 strikeouts, holding the opposition to a .149 batting average. Roney returned to the M-Braves and went 1-0 with a 2.96 ERA (9 ER/27.1 IP), three saves, 42 strikeouts, 11 walks, 1.13 WHIP and .204 opponent's batting average. Roney allowed just three earned runs over last 14 appearances and 19.2 IP (1.41 ERA), six walks and 32 strikeouts since Jul. 21.

DON'T FORGET ABOUT WENTZ: LHP Joey Wentz was traded to Detroit on Jul. 31, but made a significant impact on the M-Braves roster. From Jun. 26 to Jul. 14, Wentz posted a 1.11 ERA (3 ER/24.1 IP) with 35 strikeouts and just 11 walks. M-Braves roster. From JuOver that period, the 21-year-old lefty led the league in strikeouts (35) and opponents' batting av

2019 NOTES

erage (.165) among qualified pitchers. His 1.11 ERA ranked second, only trailing Jackson's Joel Payamps (0.86). He's struck out at least eight in each of the four outings. In 20 M-Braves starts, Wentz was 5-8 with a 4.72 ERA (54 ER/103.0 IP), 100 strikeouts, 45 walks, 1.31 WHIP and .239 opponent's batting average. After the trade, Wentz went 2-0 with a 2.10 ERA (6 ER/25.2 IP), 37 strikeouts, four walks, 0.94 WHIP and .213 opponent's batting average in five starts for Double-A Erie.

DON'T LET THE NAME FOOL YOU: RHP Jeremy Walker logged the first three saves of his career in an All-Star first half. In 21 games, one start for the M-Braves, Walker walked just five batters in 58.2 IP. He led the team with a 0.8 BB/9.0 IP. Overall, he was 1-6 with a 2.45 ERA (16 ER/58.2 IP), 57 strikeouts, five walks, 1.04 WHIP and .245 opponent's batting average.

THE UNOFFICIAL MAYOR OF PEARL: RHP Jason Hursh appeared in his sixth season for the M-Braves and ended the season as the club's career leader in wins (20), innings pitched (365.1), games (144), games started (41) and strikeouts (240).

MIDSEASON ALL-STARS: The M-Braves had seven All-Star selections for the Jun. 18 game at Biloxi. Outfielders Cristian Pache and Drew Waters are joined by pitchers Ian Anderson, Tucker Davidson, Jason Hursh, Kyle Muller, and Jeremy Walker.

ANDERSON AND PACHE START THE FUTURES GAME: RHP Ian Anderson, and OF Cristian Pache both started the SiriusXM Futures Game on Jul. 7 in Cleveland. Anderson tossed a 1-2-3 bottom of the first inning for the NL squad, striking out MLB's top prospect, Wander Franco to start the game. Pache led off and played centerfield, finishing 0-for-4 at the plate.

FIVE-GAME SWEEP OF JUMBO SHRIMP: The M-Braves swept a five-game series from Jacksonville, May 1-5, just the fourth, five-game sweep in club history. The Southern League went to the five-game series format in 2008; the last came Aug. 22-26, 2014 vs. Birmingham. During the five-game series sweep of Jacksonville, M-Braves pitchers held the Shrimp to just three runs over 46 innings, with 49 strikeouts, holding them to just a .173 batting average.

RECORD-SETTING 14-13 LOSS TO PENSACOLA ON JULY 3RD: The M-Braves tied a Southern League record with 13 extra-base hits on Jul. 3 at Pensacola. The 20 combined extra-base hits and 75 total bases set a new league record. Ryan Casteel became the first M-Brave to record three home runs in one game while the team's five total home runs, combined nine home runs, 39 total bases, 13 extra-base hits, 20 combined extra-base hits and 36 combined hits all set new M-Braves records.

M-BRAVES TO THE ARIZONA FALL LEAGUE: Greyson Jenista, 1B/OF, Trey Harris, OF, Connor Johnstone, RHP; Bradley Roney, RHP; Garrison Schwartz, OF; and Brandon White, RHP will represent the Atlanta Braves on the Scottsdale Scorpions roster for the Arizona Fall League. Each appeared in at least one game for the M-Braves in 2019. Jenista will be playing first base in Arizona, but that's mostly just to get him regular at-bats; no permanent position change is in the works. Harris went from an off-the-radar, 32nd-round senior sign in 2018 to hit his way to Double-A in his first full season.

SO LONG TO "THE HANK" AND MOBILE BAYBEARS: The M-Braves and BayBears met for the final time on Jul. 31 and ended the 15-year series 144-176. The South Division foes met 20 times in 2019 with the season series finishing in a 10-10 record. The BayBears will relocate to Madison, AL and become the Rocket City Trash Pandas in 2020. The BayBears joined the Southern league in 1997.

THIRD-MOST TALENTED TEAM IN MILB: MLB Pipeline ranked all 120-full season Minor League teams before the season, and the M-Braves roster ranked as the No. 3 most talented squad in MiLB. Triple-A Gwinnett was ranked fifth.

LEWALYNN RETIRES AFTER 48 YEARS IN BASEBALL: Mississippi Braves pitching coach Dennis Lewalynn retired after 48 seasons in professional baseball and 37 years as a coach. The 66-year-old Lewalynn was the eighth overall selection in the 1972 MLB draft by the Los Angeles Dodgers. The Pensacola, Florida native pitched for the Dodgers from 1975 to 1979, Texas Rangers in 1980 and Cleveland Indians from 1981 to 1982. Dennis began his coaching career in 1983 with the Dodgers and would eventually serve as a pitching coach or coordinator for the Arizona Diamondbacks, Chicago Cubs, Arizona Diamondbacks, and Atlanta Braves organizations. Lewalynn's pitching staffs have consistently been at the top of the charts over his career, including this season, where the Mississippi Braves led the Southern League with a 3.24 ERA.

HAMMER TIME: Jackson, MS native Chris Maloney "Hammer" returned for his second season as M-Braves manager in 2019. Maloney, 57, the seventh skipper in franchise history attended Jackson's St. Joseph High School and went on to play collegiate baseball at Mississippi State University, graduating in 1983.

- In his first two seasons at the helm, Maloney has guided the M-Braves to a 131-146 record. Maloney ranks eighth among active minor league managers with 1,481 wins (1,481-1,396 overall record, .515 winning percentage) and has guided his clubs to winning records in 11 of 22 seasons and league championships in 1993 (Savannah Cardinals, South Atlantic League) and 2009 (Memphis Redbirds, Pacific Coast League).

2019 SOUTHERN LEAGUE STANDINGS

Overall

<i>NORTH</i>	TEAM	W	L	PCT	GB	HOME	AWAY	DIV
&	Montgomery Biscuits (TB)	88	50	.638	-	46-25	42-25	49-28
	Jackson Generals (ARI)	78	57	.578	8.5	36-29	42-28	45-32
	Birmingham Barons (CWS)	64	72	.471	23.0	35-35	29-37	33-48
	Chattanooga Lookouts (CIN)	61	75	.449	26.0	32-34	29-41	42-42
	Tennessee Smokies (CHC)	58	81	.417	30.5	28-41	30-40	35-54
<i>SOUTH</i>	TEAM	W	L	PCT	GB	HOME	AWAY	DIV
&	Biloxi Shuckers (MIL)	82	57	.590	-	44-25	38-32	50-29
	Pensacola Blue Wahoos (MIN)	76	63	.547	6.0	45-25	31-38	51-36
	Jacksonville Jumbo Shrimp (MIA)	66	71	.482	15.0	37-33	29-38	36-45
	Mississippi Braves (ATL)	64	75	.460	18.0	33-37	31-38	38-47
	Mobile BayBears (LAA)	50	86	.368	30.5	27-40	23-46	32-50

First Half

<i>NORTH</i>	TEAM	W	L	PCT	GB	HOME	AWAY	DIV
	Montgomery Biscuits (TB)	44	26	.629	-	25-11	19-15	19-11
	Jackson Generals (ARI)	39	31	.557	5.0	16-19	23-12	25-20
	Chattanooga Lookouts (CIN)	36	33	.522	7.5	20-13	16-20	25-20
	Tennessee Smokies (CHC)	33	36	.478	10.5	19-15	14-21	21-24
	Birmingham Barons (CWS)	27	42	.391	16.5	12-23	15-19	15-30
<i>SOUTH</i>	TEAM	W	L	PCT	GB	HOME	AWAY	DIV
@	Biloxi Shuckers (MIL)	41	29	.586	-	24-11	17-18	24-11
	Pensacola Blue Wahoos (MIN)	38	32	.543	3.0	21-14	17-18	28-22
	Mississippi Braves (ATL)	33	36	.478	7.5	17-18	16-18	19-21
	Jacksonville Jumbo Shrimp (MIA)	29	41	.414	12.0	17-18	12-23	13-27
	Mobile BayBears (LAA)	27	41	.397	13.0	14-20	13-21	21-24

Second Half

<i>NORTH</i>	TEAM	W	L	PCT	GB	HOME	AWAY	DIV
	Montgomery Biscuits (TB)	44	24	.647	-	21-14	23-10	30-17
	Jackson Generals (ARI)	39	26	.600	3.5	20-10	19-16	20-12
	Birmingham Barons (CWS)	37	30	.552	6.5	23-12	14-18	18-18
	Chattanooga Lookouts (CIN)	25	42	.373	18.5	12-21	13-21	17-22
	Tennessee Smokies (CHC)	25	45	.357	20.0	9-26	16-19	14-30
<i>SOUTH</i>	TEAM	W	L	PCT	GB	HOME	AWAY	DIV
&	Biloxi Shuckers (MIL)	41	28	.594	-	20-14	21-14	26-18
	Jacksonville Jumbo Shrimp (MIA)	37	30	.552	3.0	20-15	17-15	23-18
	Pensacola Blue Wahoos (MIN)	38	31	.551	3.0	24-11	14-20	23-14
	Mississippi Braves (ATL)	31	39	.443	10.5	16-19	15-20	19-26
	Mobile BayBears (LAA)	23	45	.338	17.5	13-20	10-25	11-26

2019 DAY BY DAY

April

Date	Opp.	Result	W-L-S	Att.	Record	Pos.	+/-
4/4	TNS	L, 7-5	Short-Pfeifer-Brooks	3,929	0-1	2nd	-1.0
4/5	TNS	W, 4-3 (11)	Creasy-Rondon-Graham	2,389	1-1	T-2nd	-1.0
4/6	TNS	L, 4-3	Minch-Hursh-Brooks	4,365	1-2	4th	-2.0
4/7	TNS	L, 4-3	Short-Mader-Clarkin	2,944	1-3	T-4th	-2.0
4/8	TNS		CANCELED-RAIN				
4/10	MOB	W, 9-4	Rowen-Castillo	3,251	2-3	4th	-1.5
4/11	MOB	L, 7-5	Kelly-Mader-Beltre	1,854	2-4	5th	-2.0
4/14(1)	MOB	W, 1-0	Graham-Ryan	-----	3-4	4th	-2.0
4/14(2)	MOB	L, 2-0	Gatto-Walker-Clark	1,320	3-5	T-5th	-3.0
4/15	CHA	W, 13-4	Mader-Johnson	2,695	4-5	4th	-3.0
4/16	CHA	W, 5-3	Graham-Fossas-Creasy	3,670	5-5	T-2nd	-2.0
4/17	CHA	W, 3-2	Pfeifer-Antone-Hursh	3,462	6-5	2nd	-2.0
4/18	CHA	W, 5-3	Aro-Santillan-Graham	5,420	7-5	2nd	-1.5
4/19	CHA	L, 8-4	Fossas-Ynoa-Kuhnel	2,784	7-6	2nd	-2.0
4/20	MTG	L, 5-0	Pinto-Weigel	2,475	7-7	T-2nd	-3.0
4/21	MTG	W, 7-6 (10)	Graham-Krook	1,559	8-7	T-2nd	-3.0
4/22	MTG	W, 2-1 (10)	Mader-Taylor	1,872	9-7	T-2nd	-3.0
4/23	MTG	L, 7-3	Reyes-Anderson	4,383	9-8	3rd	-3.5
4/24	MTG	L, 6-4	Fleming-Muller	1,656	9-9	3rd	-4.0
4/26	@MOB	L, 5-3	Cowart-Walker-Almeida	3,616	9-10	3rd	-4.5
4/27G1	@MOB	L, 8-3	Ryan-Wentz	-----	9-11	3rd	-5.5
4/27G2	@MOB	L, 4-3	Gatto-Ynoa	1,234	9-12	4th	-6.0
4/28	@MOB	W, 6-0	Anderson-Madero	812	10-12	3rd	-6.0
4/29	@MOB	L, 5-3	Almeida-Graham	1,061	10-13	4th	-6.5
Home: 4-5			Road: 6-8	Home Att: 2,296			

May

DATE	OPP.	RESULT	WINNER-LOSER-SAVE	ATT.	Record	POS.	+/-
5/1	JAX	W, 2-0	Walker-Roeder-Hursh	1,423	11-13	3rd	-5.0
5/2	JAX	W, 2-1	Wentz-Mills-Ynoa	1,979	12-13	3rd	-4.0
5/3	JAX	W, 4-2	Custodio-Dugger-Johnstone	3,554	13-13	3rd	-4.0
5/4	JAX	W, 2-0	Anderson-Guzman-Graham	2,545	14-13	2nd	-4.0
5/5	JAX	W, 1-0	Johnstone-Bugg	1,529	15-13	2nd	-4.0
5/6	PNS	L, 6-3	Ames-Walker-Stashak	1,716	15-14	2nd	-5.0
5/7	PNS	W, 5-3	Ynoa-Powers	1,633	16-14	2nd	-4.0
5/8	PNS	L, 1-0	Graterol-Davidson-Mason	3,820	16-15	2nd	-5.0
5/9	PNS	L, 4-0	Dobnak-Anderson	1,909	16-16	3rd	-6.0
5/10	PNS	W, 4-1	Muller-Jax-Graham	1,482	17-16	2nd	-5.0
5/11	@MTG	L, 4-3	Fleming-Walker-Sanders	3,659	17-17	2nd	-5.0
5/12	@MTG	L, 9-3	Bivens-Wentz	1,629	17-18	3rd	-5.5
5/13	@MTG	L, 5-0	O'Brien-Davidson	3,693	17-19	3rd	-6.0
5/14	@MTG	L, 3-1	McWilliams-Anderson	2,986	17-20	3rd	-7.0
5/15	@MTG	W, 4-3 (10)	Johnstone-Sanders-Graham	3,069	18-20	3rd	-7.0
5/16	@BIR	L, 6-4	Martinez-Harrison	6,979	18-21	3rd	-7.0
5/17	@BIR	L, 4-2	Cabrera-Wentz-Dopico	7,392	18-22	3rd	-7.0
5/18	@BIR	W, 4-1	Davidson-Kubat	6,990	19-22	3rd	-6.0
5/19	@BIR	L, 2-1	Martinez-Custodio	5,101	19-23	3rd	-7.0
5/20	@BIR	W, 6-1	Muller-Medeiros	4,032	20-23	3rd	-7.0
5/22	JAX	W, 7-0	Wentz-Guzman	1,675	21-23	3rd	-6.0
5/23	JAX	L, 5-2	Poteet-Davidson-Lee	2,363	21-24	3rd	-7.0
5/24	JAX	L, 4-1	Dugger-De La Cruz-Lee	2,206	21-25	3rd	-7.0
5/25	JAX	L, 8-7 (10)	Bugg-Harrison-Kinley	3,384	21-26	3rd	-7.0
5/26	JAX	W, 4-0	Muller-Yamamoto	2,518	22-26	3rd	-7.0
5/28	@PNS	L, 7-0	Hackimer-Wentz	3,898	22-27	3rd	-8.0
5/29	@PNS	W, 6-3	Davidson-Ames-Walker	3,434	23-27	3rd	-7.0

2019 DAY BY DAY

5/30	@PNS	W, 6-4	De La Cruz-Ramirez-Walker	4,286	24-27	3rd	-6.0
5/31	@PNS	L, 2-1	Bray-Anderson-Vizcaya	5,038	24-28	3rd	-7.0
Home: 9-6			Road: 5-9	Home Att: 2,243			

June

DATE	OPP.	RESULT	WINNER-LOSER-SAVE	ATT.	Record	POS.	+/-
6/1	@PNS	W, 8-4	Muller-Jay-Burrows	5,038	25-28	3rd	-6.0
6/2	BLX	L, 9-1	Bettinger-Wentz-Griep	1,895	25-29	3rd	-6.0
6/3	BLX	L, 3-0	Belisario/Davidson/Barker	1,877	25-30	3rd	-7.0
6/4	BLX	L, 4-3	Supak-De La Cruz-Barker	1,695	25-31	3rd	-8.0
6/5	BLX	W, 5-1	Anderson-Rasmussen	1,571	26-31	3rd	-7.5
6/6	BLX	L, 7-6	Francis-Muller-Griep	2,401	26-32	3rd	-9.0
6/7	@JXN	W, 7-6	Aro-Brill-Graham	989	27-32	3rd	-8.0
6/8	@JXN	W, 6-1	Custodio-Takahashi	2,271	28-32	3rd	-8.5
6/10	@JXN	W, 2-1	Anderson-Smith-Walker	1,014	29-32	3rd	-8.0
6/11	@JXN	L, 2-1	Payamps-Muller-Magnifico		29-33	3rd	-9.5
6/11	@JXN	W, 7-1	Hursh-Brill	2,068	30-33	3rd	-9.0
6/12	MOB	L, 5-3	Pena-Wentz-Almeida	2,138	30-34	3rd	-9.0
6/13	MOB	L, 2-1	Mattson-Walker-Hofacket	2,814	30-35	3rd	-9.0
6/14	MOB	W, 5-1	Custodio-Gatto-Graham	3,486	31-35	3rd	-8.0
6/15(1)	MOB	W, 4-3 (8)	Harrison-Hanewich		32-35	3rd	-7.5
6/15(2)	MOB	W, 3-2	Anderson-Hofacket	5,216	33-35	3rd	-7.5
6/16	MOB	L, 6-2	Castillo-Muller	1,704	33-36	3rd	-8.5
1st HALF Home: 17-18			Road: 16-18	Home Att: 2,330		33-36	3RD -8.5

6/20	@BLX	W, 11-6	Wentz-Diplan-Walker	3,739	1-0	T-1st	-
6/21	@BLX	L, 4-2	M. Diplan-Graham-Williams	3,066	1-1	T-2nd	-1.0
6/22	@BLX	L, 5-2	File-Anderson-Griep	3,239	1-2	T-2nd	-1.0
6/23	@BLX	W, 5-3	Muller-Supak-Walker	1,472	2-2	T-1st	--
6/24	@BLX	W, 1-0	Davidson-Francis-Custodio	1,874	3-2	T-1st	--
6/26	JXN	W, 7-1	Wentz-Peacock	2,876	4-2	2nd	-0.5
6/27	JXN	L, 5-0	Payamps-De La Cruz		4-3	2nd	-1.0
6/27	JXN	W, 8-1	Johnstone-Valdez	2,627	5-3	T-1st	--
6/28	JXN	W, 2-0	Anderson-Takahashi-Walker	3,698	6-3	T-1st	--
6/29	JXN	L, 7-3	Donatella-Muller	3,589	6-4	T-1st	--
6/30	@PNS	L, 7-5	Cutura-Davidson	3,923	6-5	T-2nd	-1.0
Home: 7-9			Road: 8-4	Home Att: 2,685			

July

DATE	OPP.	RESULT	WINNER-LOSER-SAVE	ATT.	Record	POS.	+/-
7/1	@PNS	L, 1-0	Dobnak-Wentz-Clay	3,476	6-6	3rd	-1.0
7/2	@PNS	L, 1-0	Barnes-De La Cruz-Bray	3,298	6-7	T-3rd	-2.0
7/3	@PNS	L, 14-13	Clay-Walker	5,038	6-8	T-3rd	-3.0
7/4	BLX	L, 4-3 (10)	Griep-Hursh-Diplan	5,756	6-9	T-4th	-3.0
7/5	BLX	L, 3-0	Belisario-Davidson-Ponce	2,048	6-10	5th	-3.0
7/6	BLX	L, 3-1	Spurlin-Aro	2,721	6-11	5th	-3.0
7/7	BLX	W, 10-1	De La Cruz-File	1,331	7-11	5th	-3.0
7/8	BLX	L, 4-3	Supak-Custodio-Diplan	3,166	7-12	5th	-3.0
7/9	BLX	W, 7-4	Hursh-Ponce	2,759	8-12	5th	-2.5
7/11	@JAX	W, 3-1	Harrison-Eveld-Creasy	4,460	9-12	5th	-2.0
7/13	@JAX	L, 7-2	Sanchez-Johnstone	6,764	9-13	5th	-2.5
7/14	@JAX	L, 2-1 (8)	Graves-Custodio		9-14	5th	-3.5
7/14	@JAX	L, 4-3	Eveld-Hursh	3,905	9-15	5th	-4.5
7/15	@JAX	L, 8-2	Castano-De La Cruz	3,081	9-16	5th	-5.5
7/16	@JAX	W, 5-0	Muller-Guzman	3,545	10-16	5th	-5.5
7/18	PNS	W, 1-0	Davidson-Dobnak-Harrison	2,218	11-16	T-4th	-5.5
7/19	PNS	W, 4-2	Anderson-Bray-Harrison	4,518	12-16	4th	-5.5

2019 DAY BY DAY

7/21	PNS	W, 8-3	Wentz-Alcala	1,811	13-16	T-3rd	-6.0
7/23	@JXN	L, 2-0	Peacock-Muller		13-17	4th	-6.5
7/23	@JXN	W, 1-0	Hursh-Donatella	866	14-17	3rd	-6.0
7/24	@JXN	W, 5-1	Davidson Vargas	319	15-17	3rd	-5.5
7/25	@JXN	W, 3-1	Hoekstra-Aguilar	2,882	16-17	3rd	-5.0
7/26	@JXN	L, 6-4	Takahashi-De La Cruz-Magnifico	1,672	16-18	3rd	-6.0
7/27	@MOB	L, 13-4	Warren-Wentz	3,375	16-19	4th	-7.0
7/28	@MOB	W, 6-1	Muller-Mahle	595	17-19	4th	-6.0
7/29	@MOB	W, 8-5	Davidson-Wantz-Graham	834	18-19	T-3rd	-5.0
7/30	@MOB	W, 6-5	Johnstone-Mattson-Aro	896	19-19	T-3rd	-4.0
7/31	@MOB	W, 6-3	De La Cruz-Madero-Roney	1,744	20-19	3rd	-4.0
Home: 5-4			Road: 9-10	Avg. Home Att: 3,009			

August

DATE	OPP.	RESULT	WINNER-LOSER-SAVE	ATT.	Record	POS.	+/-
8/1	TNS	L, 4-1	Lugo-Hoekstra-Short	2,151	20-20	T-3rd	-4.0
8/2	TNS	L, 2-1	Abbott-Johnstone-Clark	5,622	20-21	T-3rd	-5.0
8/3	TNS	W, 6-0	Davidson-Uelmen	4,765	21-21	T-3rd	-4.0
8/4	TNS	W, 3-1	Custodio-Stinnett-Creasy	1,527	22-21	T-3rd	-4.0
8/5	TNS	L, 1-0	Leal-Kingham-Short	1,342	22-22	4th	-4.0
8/7	@JAX	W, 8-2	Johnstone-Lopez	3,684	23-22	T-3rd	-4.0
8/8	@JAX	L, 5-1	Castano-De La Cruz	5,893	23-23	T-3rd	-5.0
8/9	@JAX	L, 2-1	Guzman-Pfeifer-Eveld	8,104	23-24	4th	-6.0
8/10	@JAX	L, 5-2	Aiello-Harrison-Eveld	6,815	23-25	4th	-7.0
8/11	@JAX	L, 4-3 (11)	Vesia-Hoekstra	3,452	23-26	4th	-8.0
8/13	BIR	L, 8-1	Henzman-Johnstone	1,362	23-27	4th	-9.0
8/14	BIR	W, 4-0	De La Cruz-Flores	1,102	24-27	4th	-8.5
8/15	BIR	L, 2-1	Heuer-Aro	2,308	24-28	4th	-10.0
8/16	BIR	W, 2-0	Kingham-Battenfield-Creasy	2,202	25-28	4th	-10.0
8/17	BIR	L, 3-0	Banks-Custodio-Martinez	5,473	25-29	4th	-10.0
8/18	PNS	L, 4-3	Duran-Johnstone-Vizcaya	1,347	25-30	4th	-10.0
8/19G1	PNS	W, 1-0	Roney-Sammons		26-30	4th	-9.5
8/19G2	PNS	L, 4-2	Moya-Graham	1,114	26-31	4th	-9.5
8/20	PNS	L, 4-2 (10)	Phillips-Burrows-Vasquez	1,294	26-32	4th	-9.5
8/21	PNS	L, 8-2	Ober-Kingham	1,233	26-33	4th	-9.5
8/22	PNS	W, 3-1	Custodio-Moran-Creasy	2,171	27-33	4th	-9.5
8/23	@BLX	W, 3-2	Graham-Spurlin-Roney	2,539	28-33	4th	-8.5
8/24	@BLX	L, 13-4	File-Burrows-Olczak	2,623	28-34	4th	-9.5
8/25	@BLX	L, 1-0	Andrews-Harrison	1,654	28-35	4th	-10.5
8/27G1	@BLX	L, 3-1	Spurlin-Kingham-Griep		28-36	4th	-11.5
8/27G2	@BLX	W, 9-5	Graham-Topa-Creasy	2,728	29-36	4th	-10.5
8/29	CHA	L, 7-6 (10)	Martinez-Burrows-Hendrix	2,192	29-37	4th	-11.5
8/30	CHA	L, 4-1	Thompson-Graham	2,139	29-38	4th	-11.5
8/31	CHA	L, 9-2	Jiminian-Aro	3,329	29-39	4th	-11.5
Home: 6-13			Road: 3-7	Home Att: 2,371			

September

DATE	OPP.	RESULT	WINNER-LOSER-SAVE	ATT.	Record	POS.	+/-
9/1	CHA	W, 9-2	Kingham-Bautista	3,089	30-39	4th	-10.5
9/2	CHA	W, 3-2	Burrows-Stallings-Roney	2,058	31-39	4th	-10.5
Home: 2-0			Road: 0-0	Home Att: 2,559			

2nd HALF	Home: 16-19	Road: 15-20	Home Att: 2,612	31-39	4th	-10.5
OVERALL	Home: 33-37	Road: 31-38	Overall Home Att: 163,841	67-71	T-3rd	-13.0

2019 TRANSACTIONS

Opening Day Roster

Pitchers:	(13) Ian Anderson, Jason Creasy, Tucker Davidson, Josh Graham, Jordan Harrison, Jason Hursh, Mike Mader, Kyle Muller, Phil Pfeifer, Ben Rowen, Jeremy Walker, Patrick Weigel, Joey Wentz
Catchers:	(2) Carlos Martinez, Jonathan Morales
Infielders:	(6) C.J. Alexander, Ray-Patrick Didder, Daniel Lockhart, Alejandro Salazar, Luis Valenzuela, Andy Wilkins
Outfielders:	(4) Connor Lien, Cristian Pache, Garrison Schwartz, Drew Waters
IL:	(3) RHP Bradley Roney, RHP Matt Withrow, INF Braxton Davidson

April

4	Opening Day Roster Announced
5	RHP Jason Creasy transferred to R Danville from Mississippi
5	RHP Jonathan Aro transferred to Mississippi from R Danville
10	LHP Phil Pfeifer transferred to R Danville from Mississippi
10	RHP Jason Creasy transferred to Mississippi from R Danville
14	LHP Jordan Harrison transferred to Triple-A Gwinnett from Mississippi
14	LHP Phil Pfeifer transferred to Mississippi from R Danville
16	LHP Jordan Harrison transferred to Mississippi from Triple-A Gwinnett
16	RHP Ben Rowen transferred to Triple-A Gwinnett from Mississippi
18	RHP Jason Creasy transferred to Triple-A Gwinnett from Mississippi
18	RHP Connor Johnstone transferred to Mississippi from Triple-A Gwinnett
18	INF C.J. Alexander placed on the 7-day Injured List
18	INF Ryan Casteel transferred from R Danville to Mississippi
19	RHP Jonathan Aro placed on the 7-day Injured List
19	RHP Huascar Ynoa transferred to Mississippi from High-A Florida
26	LHP Mike Mader released by the Braves
26	RHP Claudio Custodio transferred to Mississippi from Low-A Rome
29	LHP Phil Pfeifer transferred to High-A Florida from Mississippi
29	RHP Jonathan Aro activated from the 7-day Injured List

May

2	LHP Jordan Harrison transferred to Triple-A Gwinnett from Mississippi
2	RHP Matt Withrow activated from Mississippi IL and transferred to High-A Florida
2	OF Garrison Schwartz transferred to High-A Florida from Mississippi
2	OF Tyler Neslony activated from the Triple-A Gwinnett IL and transferred to Mississippi
2	LHP Justin Kelly transferred to Mississippi from Rookie-Danville
4	RHP Jonathan Aro transferred to Triple-A Gwinnett from Mississippi
7	RHP Jonathan Aro transferred to Mississippi from Triple-A Gwinnett
11	LHP Jordan Harrison transferred to Mississippi from Triple-A Gwinnett
11	LHP Justin Kelly transferred to Rookie-Danville from Mississippi
13	RHP Patrick Weigel transferred to Triple-A Gwinnett from Mississippi
13	RHP Huascar Ynoa transferred to Triple-A Gwinnett from Mississippi
13	RHP Andres Santiago transferred to Mississippi from Triple-A Gwinnett
13	RHP Elian Leyva transferred to Mississippi from Triple-A Gwinnett
15	LHP Justin Kelly transferred to Mississippi from Rookie-Danville
15	RHP Elian Leyva loaned to the Sultanes de Monterrey of the Mexican League
18	OF Connor Lien placed on the 7-day Injured List (right calf laceration)
18	OF Tyler Neslony placed on the 7-day Injured List (oblique strain)
18	INF Riley Unroe transferred to Mississippi from High-A Florida
18	OF Shean Michel transferred to Mississippi from Rookie-Danville
19	RHP Jaseel De La Cruz transferred to Mississippi from High-A Florida
19	RHP Bradley Roney activated from the Injured List and transferred to High-A Florida
19	LHP Justin Kelly transferred to Rookie-Danville from Mississippi
25	RHP Jonathan Aro transferred to Rookie-Danville from Mississippi
25	RHP Thomas Burrows transferred to Mississippi from Triple-A Gwinnett
25	RHP Andres Santiago transferred to Triple-A Gwinnett from Mississippi
25	OF Connor Lien activated from the 7-day Injured List
25	INF Andy Wilkins placed on the 7-day Injured List
26	RHP Andres Santiago transferred to Mississippi from Triple-A Gwinnett
29	OF Shean Michel transferred to High-A Florida from Mississippi
29	OF Tyler Neslony activated from the 7-day Injured List

June

3	RHP Jonathan Aro transferred to Mississippi from Triple-A Gwinnett
3	RHP Connor Johnstone transferred to Rookie-Danville from Mississippi
5	C Jonathan Morales transferred to Triple-A Gwinnett from Mississippi
5	C William Contreras transferred to Mississippi from High-A Florida
6	OF Greyson Jenista transferred to Mississippi from High-A Florida
6	OF Connor Lien placed on the 7-day Injured List
11	OF Connor Lien activated from 7-day Injured List and transferred to Triple-A Gwinnett

2019 TRANSACTIONS

- 15 LHP Dallas Keuchel transferred to Mississippi from Low-A Rome
- 15 RHP Jonathan Aro transferred to Triple-A Gwinnett from Mississippi
- 20 RHP Andres Santiago placed on the 7-day Injured List
- 20 RHP Brad Roney transferred to Mississippi from High-A Florida
- 21 LHP Dallas Keuchel recalled by Atlanta Braves to MLB roster
- 22 RHP Connor Johnstone transferred to Mississippi from Triple-A Gwinnett
- 27 RHP Andres Santiago activated from Injured List and transferred to Triple-A Gwinnett

July

- 3 LHP Thomas Burrows transferred to Triple-A Gwinnett from Mississippi
- 3 RHP Andres Santiago transferred to Mississippi from Rookie-Danville
- 5 RHP Jeremy Walker transferred to Triple-A Gwinnett from Mississippi
- 5 RHP Jonathan Aro transferred to Mississippi from Triple-A Gwinnett
- 6 RHP Josh Graham placed on the 7-Day Injured List (right forearm tightness)
- 6 RHP Jason Creasy transferred to Mississippi from Triple-A Gwinnett
- 8 OF Ender Inciarte's MLB rehab transferred to Mississippi from High-A Florida
- 11 OF Ender Inciarte's MLB rehab transferred to Triple-A Gwinnett from Mississippi
- 11 RHP Kevin Gausman's MLB rehab transferred to Mississippi from High-A Florida
- 16 RHP Kevin Gausman's MLB rehab transferred to Triple-A Gwinnett from Mississippi
- 18 RHP Jason Creasy transferred to Triple-A Gwinnett from Mississippi
- 18 RHP Josh Graham activated from the 7-day Injured List
- 18 OF Tyler Neslony placed on the 7-day Injured List (sprained thumb)
- 18 OF Trey Harris transferred to Mississippi from High-A Florida
- 19 INF Riley Unroe transferred to Triple-A Gwinnett from Mississippi
- 22 RHP Jonathan Aro placed on the 7-day Injured List
- 22 RHP Andres Santiago released by the Atlanta Braves
- 22 RHP Jason Creasy transferred to Mississippi from Triple-A Gwinnett
- 22 RHP Kurt Hoekstra transferred to Mississippi from Triple-A Gwinnett
- 27 RHP Jason Creasy transferred to Triple-A Gwinnett from Mississippi
- 27 RHP Jonathan Aro placed on the 7-day Injured List
- 31 LHP Joey Wentz traded to Detroit Tigers

August

- 1 INF Andy Wilkins activated from the Injured list and transferred to High-A Florida
- 1 INF C.J. Alexander transferred to Mississippi from High-A Florida
- 1 LHP Phil Pfeifer transferred to Mississippi from High-A Florida
- 2 RHP Jason Hursh placed on the 7-day Injured List
- 2 RHP Jason Creasy transferred to Mississippi from Triple-A Gwinnett
- 2 OF Lane Adams signed minor league contract with Atlanta Braves
- 3 RHP Jonathan Aro transferred to High-A Florida from Mississippi
- 3 RHP Brandon White transferred to Mississippi from High-A Florida
- 4 RHP Jonathan Aro transferred to Mississippi from High-A Florida
- 4 RHP Brandon White transferred to High-A Florida from Mississippi
- 4 LHP Kyle Muller placed on the 7-day Injured List (calf strain)
- 5 OF Drew Waters transferred to Triple-A Gwinnett from Mississippi
- 5 OF Cristian Pache transferred to Triple-A Gwinnett from Mississippi
- 5 RHP Ian Anderson transferred to Triple-A Gwinnett from Mississippi
- 5 LHP Tucker Davidson transferred to Triple-A Gwinnett from Mississippi
- 5 INF Luis Valenzuela released by the organization
- 5 RHP Nolan Kingham transferred to Mississippi from High-A Florida
- 5 LHP Thomas Burrows transferred to Mississippi from Triple-A Gwinnett
- 5 INF Riley Unroe transferred to Mississippi from Triple-A Gwinnett
- 5 C Jonathan Morales transferred to Mississippi from Triple-A Gwinnett
- 5 OF Connor Lien transferred to Mississippi from Triple-A Gwinnett
- 13 OF Lane Adams reinstated from the M-Braves Inactive List
- 13 OF Connor Lien placed on the 7-day Injured List (retro to 8/12)
- 14 INF Daniel Lockhart placed on the 7-day Injured List (oblique strain)
- 14 RHP Jason Hursh activated from the 7-day Injured List
- 15 LHP Tyler Matzek signed by the Atlanta Braves and assigned to Mississippi
- 15 RHP Jonathan Aro placed on the 7-day Injured List
- 15 INF Braden Shewmake transferred to Mississippi from Low-A Rome
- 15 LHP Jordan Harrison placed on the 7-day Injured List
- 20 INF C.J. Alexander placed on the 7-day Injured List (thumb sprain)
- 20 OF Connor Lien activated from the 7-day Injured List
- 21 LHP Jordan Harrison activated from the 7-day Injured List
- 21 LHP Tyler Matzek transferred to Triple-A Gwinnett
- 21 C Jonathan Morales transferred to Triple-A Gwinnett
- 23 RHP Jonathan Aro activated from the 7-day Injured List
- 23 RHP Ben Rowen transferred to Triple-A Gwinnett from Mississippi
- 25 LHP Phil Pfeifer transferred to Triple-A Gwinnett from Mississippi
- 25 RHP Rafael De Paula transferred to Mississippi from Triple-A Gwinnett

September

N/A

One-Run Games

Date	Opponent	Result	Record	W-L-S
4/5	at TNS	W, 4-3 (11)	1-0	Creasy-Rondon-Graham
4/6	at TNS	L, 4-3	1-1	Minch-Hursh-Brooks
4/7	at TNS	L, 4-3	1-2	Short-Mader-Clarkin
4/14 G1	MOB	W, 1-0	2-2	Graham-Ryan
4/17	at CHA	W, 3-2	3-2	Pfeifer-Antone-Hursh
4/21	MTG	W, 7-6 (10)	4-2	Graham-Krook
4/22	MTG	W, 2-1 (10)	5-2	Mader-Taylor
4/27 G2	at MOB	L, 4-3	5-3	Gatto-Ynoa
5/2	JAX	W, 2-1	6-3	Wentz-Mills-Ynoa
5/5	JAX	W, 1-0 (10)	7-3	Johnstone-Bugg
5/8	PNS	L, 1-0	7-4	Graterol-Davidson-Mason
5/11	at MTG	L, 4-3	7-5	Fleming-Walker-Sanders
5/15	at MTG	W, 4-3	8-5	Johnstone-Sanders-Graham
5/19	at BIR	L, 2-1	8-6	Martinez-Custodio
5/25	JAX	L, 8-7 (10)	8-7	Bugg-Harrison-Kinley
5/31	at PNS	L, 2-1	8-8	Bray-Anderson-Vizcaya
6/4	BLX	L, 4-3	8-9	Supak-De La Cruz-Barker
6/6	BLX	L, 7-6	8-10	Francis-Muller-Griep
6/7	at JXN	W, 7-6	9-10	Aro-Brill-Graham
6/10	at JXN	W, 2-1 (7)	10-10	Anderson-Smith-Walker
6/11	at JXN G1	L, 2-1 (7)	10-11	Payamps-Muller-Magnifico
6/13	MOB	L, 2-1	10-12	Mattson-Walker-Hofacket
6/15	MOB G1	W, 4-3 (8)	11-12	Harrison-Hanewich
6/15	MOB G2	W, 3-2	12-12	Anderson-Hofacket
6/24	at BLX	W, 1-0	13-12	Davidson-Francis-Custodio
7/1	at PNS	L, 1-0	13-13	Dobnak-Wentz-Clay
7/2	at PNS	L, 1-0	13-14	Barnes-De La Cruz-Bray
7/3	at PNS	L, 14-13	13-15	Clay-Walker
7/4	BLX	L, 4-3 (10)	13-16	Griep-Hursh-Diplan
7/8	BLX	L, 4-3	13-17	Supak-Custodio-Diplan
7/14	at JAX G1	L, 2-1 (8)	13-18	Graves-Custodio
7/14	at JAX G2	L, 4-3	13-19	Eveld-Hursh
7/18	vs. PNS	W, 1-0	14-19	Davidson-Dobnak-Harrison
7/23	at JXN	W, 1-0	15-19	Hursh-Donatella
7/30	at MOB	W, 6-5	16-19	Johnstone-Mattson-Aro
8/2	TNS	L, 2-1	16-20	Abbott-Johnstone-Clark
8/5	TNS	L, 1-0	16-21	Leal-Kingham-Short
8/9	at JAX	L, 2-1	16-22	Guzman-Pfeifer-Eveld
8/11	at JAX	L, 4-3 (11)	16-23	Vesia-Hoekstra
8/15	BIR	L, 2-1	16-24	Heuer-Aro
8/18	PNS	L, 4-3	16-25	Duran-Johnstone-Vizcaya
8/19 G1	PNS	W, 1-0	17-25	Roney-Sammons
8/23	at BLX	W, 3-2	18-25	Graham-Spurlin-Roney
8/25	at BLX	L, 1-0	18-26	Andrews-Harrison
8/29	CHA	L, 7-6 (10)	18-27	Martinez-Burrows-Hendrix
9/2	CHA	W, 3-2	19-27	Burrows-Stallings-Roney

2005: 22-21 **2006:** 20-26 **2007:** 22-24 **2008:** 27-18 **2009:** 29-29 **2010:** 20-25 **2011:** 19-34
2012: 21-29 **2013:** 29-23 **2014:** 24-16 **2015:** 29-25 **2016:** 28-21 **2017:** 17-29 **2018:** 15-21
2019: 19-27

All-Time Record: 341-368

2019 RESULTS

In Shutouts

Date	Opponent	Result	Record	W-L-S
4/14 G1	MOB	W, 1-0	1-0	Graham-Ryan
4/14 G2	MOB	L, 2-0 (8)	1-1	Gatto-Walker-Clark
4/20	MTG	L, 5-0	1-2	Pinto-Weigel
4/28	at MOB	W, 6-0	2-2	Anderson-Madero
5/1	JAX	W, 2-0	3-2	Walker-Roeder-Hursh
5/4	JAX	W, 2-0	4-2	Anderson-Guzman-Graham
5/5	JAX	W, 1-0	5-2	Johnstone-Bugg
5/8	PNS	L, 1-0	5-3	Graterol-Davidson-Mason
5/9	PNS	L, 4-0	5-4	Dobnak-Anderson
5/13	at MTG	L, 5-0	5-5	O'Brien-Davidson
5/22	JAX	W, 7-0	6-5	Wentz-Guzman
5/26	JAX	W, 4-0	7-5	Muller-Yamamoto
5/28	at PNS	L, 7-0	7-6	Hackimer-Wentz
6/3	BLX	L, 3-0	7-7	Belisario-Davidson-Barker
6/24	at BLX	W, 1-0	8-7	Davidson-Francis-Custodio
6/27	JXN	L, 5-0	8-8	Payamps-De La Cruz
6/28	JXN	W, 2-0 (No-Hitter)	9-8	Anderson-Takahashi-Walker
7/1	at PNS	L, 1-0	9-9	Dobnak-Wentz-Clay
7/2	at PNS	L, 1-0	9-10	Barnes-De La Cruz-Bray
7/5	BLX	L, 3-0	9-11	Belisario-Davidson-Ponce
7/16	at JAX	W, 5-0	10-11	Muller-Guzman
7/18	PNS	W, 1-0	11-11	Davidson-Dobnak-Harrison
7/23	at JXN	L, 2-0	11-12	Peacock-Muller
7/23	at JXN	W, 1-0	12-12	Hursh-Donatella
8/3	TNS	W, 6-0	13-12	Davidson-Uelmen
8/5	TNS	L, 1-0	13-13	Leal-Kingham-Short
8/14	BIR	W, 4-0	14-13	De La Cruz-Flores

2005: 13-7 **2006:** 10-7 **2007:** 8-8 **2008:** 12-9 **2009:** 8-12 **2010:** 9-10 **2011:** 8-8
2012: 9-11 **2013:** 14-12 **2014:** 16-7 **2015:** 11-12 **2016:** 9-10 **2017:** 10-13 **2018:** 14-12
2019: 16-16

All-Time Record In Shutouts: 167-153

2019 RESULTS

In Extra-Inning Games

Date	Opponent	Result	Record	W-L-S
4/5	at TNS	W, 4-3 (11)	1-0	Creasy-Rondon-Graham
4/14	MOB G2	L, 2-0 (8)	1-1	Gatto-Walker-Clark
4/21	MTG	W, 7-6 (10)	2-1	Graham-Krook
4/22	MTG	W, 2-1 (10)	3-1	Mader-Taylor
5/5	JAX	W, 1-0 (10)	4-1	Johnstone-Bugg
5/15	at MTG	W, 4-3 (10)	5-1	Johnstone-Sanderson-Graham
5/25	JAX	L, 8-7 (10)	5-2	Bugg-Harrison-Kinley
6/15	MOB G1	W, 4-3 (8)	6-2	Harrison-Hanewich
7/4	BLX	L, 4-3 (10)	6-3	Griep-Hursh-Diplan
7/11	@JAX	W, 3-1 (10)	7-3	Harrison-Eveld-Creasy
7/14	@JAX	L, 2-1 (8)	7-4	Graves-Custodio
8/11	@JAX	L, 4-3 (11)	7-5	Vesia-Hoekstra
8/20	PNS	L, 4-2 (10)	7-6	Phillips-Burrows-Vasquez
8/29	CHA	L, 7-6 (10)	7-7	Martinez-Burrows-Hendrix

2005: 5-5 2006: 8-7 2007: 8-6 2008: 6-4 2009: 7-6 2010: 6-7 2011: 3-8
 2012: 7-9 2013: 10-5 2014: 8-7 2015: 8-6 2016: 9-9 2017: 8-9 2018: 5-5
 2019: 7-7

All-Time Record In Extra-Inning Games: 104-100

In Doubleheaders

Date	Opponent	Result	Record	W-L-S
4/14 G1	MOB	W, 1-0	1-0	Graham-Ryan
4/14 G2	MOB	L, 2-0	1-1	Gatto-Walker-Clark
4/27 G1	at MOB	L, 8-3	1-2	Ryan-Wentz
4/27 G2	at MOB	L, 4-3	1-3	Gatto-Ynoa
6/10 G2	at JXN	W, 2-1	2-3	Anderson-Smith-Walker
6/11 G1	at JXN	L, 2-1	2-4	Payamps-Muller-Magnifico
6/11 G2	at JXN	W, 7-0	3-4	Hursh-Brill
6/15 G1	MOB	W, 4-3 (8)	4-4	Harrison-Hanewich
6/15 G2	MOB	W, 3-2	5-4	Anderson-Hofacket
6/27 G1	JXN	L, 5-0	5-5	Payamps-De La Cruz
6/27 G2	JXN	W, 8-1	6-5	Johnstone-Valdez
7/14 G1	at JAX	L, 2-1 (8)	6-6	Graves-Custodio
7/14 G2	at JAX	L, 4-3	6-7	Eveld-Hursh
7/23 G1	at JXN	L, 2-0	6-8	Peacock-Muller
7/23 G2	at JXN	W, 1-0	7-8	Hursh-Donatella
8/5 G2	TNS	L, 1-0	7-9	Leal-Kingham-Short
8/19 G1	PNS	W, 1-0	8-9	Roney-Sammons
8/19 G2	PNS	L, 4-2	8-10	Moya-Graham
8/27 G1	at BLX	L, 3-1	8-11	Spurlin-Kingham-Griep
8/27 G2	at BLX	W, 9-5	9-11	Graham-Topa-Creasy

2005: 5-5 2006: 8-7 2007: 8-6 2008: 6-4 2009: 5-9 2010: 4-4 2011: 5-3
 2012: 7-7 2013: 4-4 2014: 7-3 2015: 4-2 2016: 1-3 2017: 3-9 2018: 13-10
 2019: 9-11

All-Time Record In Doubleheaders: 89-88

2019 HIGHS AND LOWS

Club Miscellaneous

Longest Winning Streak	5 (5/1-5/5)
Longest Losing Streak	8 (6/29-7/6)
Longest Home Winning Streak	5 (5/1-5/5)
Longest Road Winning Streak	4 (2x: 6/1-6/8 & 7/28-7/31)
Longest Home Losing Streak	3 (4x: last 8/29-8/31)
Longest Road Losing Streak	5 (4/29-5/14)
Largest Margin of Victory	9 (2x: 4/15 at CHA & 7/7 vs. BLX)
Largest Margin of Defeat	8 (6/2 vs. BLX)
Largest Comeback Win	3 (4/21 vs. MTG, down 6-3 & won 7-6, 6/20 at BLX, down 3-0 & won 11-6)
Largest Lead Lost	7 (7/3 at PNS)
Longest Game (Innings)	11 (4/5 at TNS)
Longest Game (Time)	3:45 (6/20 at BLX)
Longest Game (Time - 9 Innings)	3:45 (6/20 at BLX)
Shortest Game (Time - 9 Innings)	1:54 (7/18 vs. PNS)^
Longest Game (Time - 7 Innings)	2:37 (7/14 at JAX, G1)
Shortest Game (Time - 7 Innings)	1:32 (7/23 at JXN, G1)
Largest Crowd, Home	5,756 (7/4 vs. BLX)
Largest Crowd, Road	7,392 (5/17 at BIR)

Club Batting

Most Runs, Game	13 (2x: last 7/3 at PNS)
Most Runs, Game (Combined)	27 (7/3 at PNS)
Most Runs, Inning	7 (7th, 6/12 at JXN, G2)
Most Hits, Game	18 (7/21 vs. PNS)
Most Hits, Game (Combined)	36 (7/3 at PNS)*
Fewest Hits, Game	1 (2x: last 8/19 vs. PNS, G1)
Most At-Bats, Game	42 (6/20 at BLX)
Most Doubles, Game	7 (7/3 at PNS)
Most Triples, Game	3 (5/20 at BIR)
Most Home Runs, Game	5 (7/3 at PNS)*
Most Home Runs, Game (Combined)	9 (7/3 at PNS)*
Most Home Runs, Inning	2 (Multiple)
Most Extra Base Hits, Game	13 (7/3 at PNS)*^^
Most Extra Base Hits, Game (Combined)	20 (7/3 at PNS)**
Most Walks, Game	9 (3 times, last 4/21 vs. MTG)
Most Walks, Game (Combined)	18 (4/19 at CHA)
Most Strikeouts, Game	19 (8/9 at JAX)
Most Strikeouts, Game (Combined)	28 (4/19 at CHA)
Most Stolen Bases, Game	5 (6/7 at JXN)
Most Stolen Bases, Opponent	3 (4/10 vs. MOB)

Individual Batting

Longest Hitting Streak	18 (Waters, 6/4-6/26)
Longest On-Base Streak	30 (Waters, 5/23-6/26)
Longest RBI Streak	6 (Contreras, 7/19-7/27)
Most Runs, Game	4 (Casteel, 7/3 at PNS)
Most Hits, Game	4 (8 times, last Contreras, 7/21 vs. PNS)
Most Doubles, Game	2 (9 times, last Pache, 7/3 at PNS)
Most Triples, Game	2 (Waters, 6/1 at PNS)
Most Home Runs, Game	2 (5 times, last Casteel, 6/23 at BLX)
Most Consecutive Games with a HR	2 (Multiple)
Most Extra Base Hits, Game	4 (Casteel, 7/3 at PNS)
Most Runs Batted In, Game	5 (3x: last Casteel, 7/3 at PNS)
Most Stolen Bases, Game	3 (Diddler, 8/9 at JAX)
Most Walks, Game	4 (Kingham, 9/1 vs. CHA)

2019 HIGHS AND LOWS

Club Pitching

Most Strikeouts, Game	16 (2x: 6/28 vs. JXN & 7/7 vs. BLX)
Most Walks Allowed, Game.....	12 (4/19 at CHA)
Most Runs Allowed, Game.....	14 (7/3 at PNS)
Most Runs Allowed, Inning.....	7 (7/3 at PNS)
Most Home Runs Allowed, Game.....	5 (5/28 at PNS)^
Most Home Runs Allowed, Inning	2 (3x: last 8/21 vs. PNS)
Most Hits Allowed, Game.....	21 (7/3 at PNS)
Fewest Hits Allowed, Game.....	0 (6/28 vs. JXN)^vs. MOB)

Individual Pitching

Most Innings, Game, Starter.....	9.0 (Kingham, 9/1 vs. CHA)
Most Innings, Game, Reliever.....	6.1 (Walker, 4/26 at MOB)
Most Strikeouts, Game, Starter	14 (Anderson, 6/28 vs. JXN)^
Most Strikeouts, Game, Reliever	7 (Walker, 5/1 vs. JAX)
Most Walks, Game, Starter.....	6 (2x: Muller, 4/19 at CHA, Anderson, 5/14 at MTG)
Most Walks, Game, Reliever	5 (Harrison, 7/3 at PNS)
Most Home Runs Allowed, Game.....	3 (2x: Wentz, 4/21 vs. MTG, 5/28 at PNS)
Most Complete Games.....	1 (Kingham, 9/1 vs. CHA)
Most Complete Games (Shortened).....	--
Most Shutouts.....	--
Low-Hit Complete Game.....	4 (Kingham, 9/1 vs. CHA)
Low-Hit Complete Game (Shortened)	3 (Anderson, 6/15, G2 vs. MOB)
Longest Winning Streak, Starter.....	4 (Davidson, July 18-Aug. 3)
Longest Winning Streak, Reliever	2 (Graham, 4/14-4/21)

Club & Individual Fielding

Most Errors, Game, Club.....	5 (4/6 at TNS)
Most Errors, Game, Individual.....	3 (Didder, 5/7 vs. PNS)
Most Double Plays Turned, Game	5 (4/21 vs. MTG)

* NEW M-BRAVES RECORD

** NEW SOUTHERN LEAGUE RECORD

^ TIED M-BRAVES RECORD

^^ TIED SOUTHERN LEAGUE RECORD

2019 FINAL STATS

Hitting

#	Name	AVG	G	AB	R	H	TB	2B	3B	HR	RBI	BB	IBB	SO	SB	CS	OBP	SLG	OPS	PA	SAC	SF	HB	DP	E
4	Adams, L	.077	18	39	1	3	4	1	0	0	3	5	0	16	2	1	.182	.103	.284	44	0	0	0	2	1
19	Alexander, C	.103	24	68	6	7	14	1	0	2	7	8	0	25	0	0	.195	.206	.401	78	0	1	0	1	4
26	Casteel, R	.263	118	411	47	108	196	21	2	21	73	43	1	121	0	0	.334	.477	.811	458	0	2	2	6	4
28	Contreras, W	.246	60	191	24	47	65	9	0	3	17	15	0	40	0	0	.306	.340	.647	209	0	1	2	8	10
13	Didder, R	.203	114	340	45	69	97	14	1	4	23	51	1	120	28	8	.332	.285	.617	407	0	1	15	3	15
22	Harris, T	.281	41	146	15	41	60	7	3	2	12	4	0	33	1	2	.318	.411	.729	156	0	0	4	3	0
21	Inciarte, E	.400	2	5	1	2	2	0	0	0	0	0	0	0	1	0	.400	.400	.800	5	0	0	0	0	0
18	Jenista, G	.243	74	222	18	54	75	4	1	5	26	27	0	75	2	4	.324	.338	.662	256	0	5	2	2	1
5	Lien, C	.220	57	177	22	39	82	10	3	9	24	21	0	91	5	1	.307	.463	.770	200	1	0	1	0	2
17	Lockhart, D	.236	83	250	29	59	85	11	0	5	21	19	0	54	3	3	.301	.340	.641	280	4	2	5	2	10
54	Martínez, C	.198	63	187	11	37	47	4	0	2	15	12	0	33	3	0	.268	.251	.520	207	2	0	6	10	5
18	Michel, R	.100	6	10	0	1	3	0	1	0	0	2	0	7	0	0	.250	.300	.550	12	0	0	0	0	0
40	Morales, J	.201	46	154	10	31	39	8	0	0	13	17	0	24	0	0	.278	.253	.532	178	2	4	1	6	0
12	Neslony, T	.292	58	192	32	56	88	9	4	5	24	21	1	43	4	2	.369	.458	.827	217	0	1	3	3	0
16	Pache, C	.278	104	392	50	109	186	28	8	11	53	34	1	104	8	11	.340	.474	.815	433	1	2	4	7	3
48	Salazar, A	.203	120	408	28	83	103	10	2	2	19	15	1	112	10	6	.238	.252	.490	431	2	2	4	17	9
19	Schwartz, G	.105	15	38	5	4	4	0	0	0	0	7	1	15	1	0	.261	.105	.366	46	0	0	1	0	0
9	Shewmake, B	.217	14	46	7	10	10	0	0	0	1	4	0	11	2	0	.288	.217	.506	52	0	1	1	3	1
12	Unroe, R	.285	77	270	27	77	108	12	2	5	37	26	1	61	9	2	.350	.400	.750	303	3	2	2	3	9
1	Valenzuela, L	.194	79	247	22	48	70	12	2	2	24	10	1	55	0	1	.226	.283	.509	261	0	3	1	5	7
3	Waters, D	.319	108	420	63	134	202	35	9	5	41	28	1	121	13	6	.366	.481	.847	454	0	2	4	3	6
32	Wilkins, A	.204	37	113	11	23	39	4	0	4	11	17	0	44	0	0	.308	.345	.653	133	0	2	1	1	3
MIS		.236	139	4474	483	1055	1594	202	38	87	448	399	9	1274	94	48	.305	.356	.661	4991	23	32	60	86	107
OPP		.231	139	4398	491	1017	1463	176	18	78	442	460	15	1146	98	36	.308	.333	.641	4976	34	38	45	99	

Pitching

#	Name	W-L	ERA	G	GS	CG	SHO	GF	HLD	SV	SVO	IP	H	R	ER	HR	HBP	BB	IBB	SO	AVG	WP	BK	GDP	BF
4	Anderson, I	7-5	2.68	21	21	1	0	0	0	0	0	111.0	82	38	33	8	2	47	1	147.202	8	0	5	462	
37	Aro, J	3-3	3.45	22	2	0	0	6	0	1	2	44.1	43	20	17	2	1	9	1	31.253	1	0	3	182	
43	Burrows, T	1-3	3.86	16	0	0	0	8	2	1	2	21.0	16	11	9	2	0	6	0	24.205	2	1	1	85	
20	Creasy, J	1-0	2.66	19	0	0	0	14	0	8	10	23.2	24	8	7	2	1	9	1	25.261	2	0	1	105	
14	Custodio, C	5-4	2.61	31	6	0	0	8	3	2	2	79.1	60	26	23	2	5	23	1	67.214	3	0	10	316	
9	Davidson, T	7-6	2.03	21	21	0	0	0	0	0	0	110.2	88	34	25	5	4	45	0	122.224	3	0	15	449	
52	De La Cruz, J	4-7	3.83	17	16	0	0	0	0	0	0	87.0	71	39	37	7	5	37	0	73.223	7	1	7	367	
19	De Paula, J	0-0	0.00	2	0	0	0	2	0	0	0	3.0	2	0	0	0	0	0	0	5.182	0	0	0	11	
33	Gausman, K	0-0	0.00	1	1	0	0	0	0	0	0	6.0	3	1	0	0	0	0	0	3.136	0	0	0	22	
27	Graham, J	4-4	3.55	38	1	0	0	25	3	8	11	50.2	41	25	20	6	3	18	2	45.220	5	0	2	210	
49	Harrison, J	2-4	2.92	35	0	0	0	18	3	2	3	49.1	45	17	16	3	2	18	0	48.246	3	0	5	204	
39	Hoekstra, K	1-2	0.89	11	1	0	0	1	4	0	0	20.1	17	8	2	1	0	12	1	21.227	3	0	3	87	
11	Hursh, J	3-3	3.45	34	0	0	0	12	4	2	4	47.0	41	21	18	1	1	15	2	32.230	10	1	4	197	
24	Johnstone, C	5-4	4.12	28	7	0	0	8	4	1	2	78.2	93	38	36	4	2	21	4	50.299	8	0	12	336	
52	Kelly, J	0-0	0.00	2	0	0	0	1	0	0	0	5.1	3	0	0	0	0	3	0	3.158	0	0	0	22	
60	Keuchel, D	0-0	3.86	1	1	0	0	0	0	0	0	7.0	11	3	3	0	0	1	0	4.379	1	0	1	31	
58	Kingham, N	2-3	3.79	6	6	1	0	0	0	0	0	35.2	32	15	15	5	1	10	0	25.235	0	0	1	148	
33	Mader, M	2-2	9.24	7	0	0	0	2	0	0	1	12.2	15	15	13	1	1	11	1	10.283	0	0	0	67	
8	Matzek, T	0-0	0.00	1	0	0	0	0	0	0	0	2.1	0	0	0	0	0	0	0	5.000	0	0	0	7	
8	Muller, K	7-6	3.14	22	22	2	0	0	0	0	0	111.2	81	42	39	5	7	68	0	120.208	16	0	13	468	
15	Pfeifer, P	1-2	2.38	11	4	0	0	2	1	0	0	34.0	25	12	9	2	1	16	0	36.205	3	0	0	142	
2	Roney, B	1-0	2.96	20	0	0	0	10	3	3	3	27.1	20	9	9	2	1	11	0	42.204	3	0	4	110	
32	Rowen, B	1-0	4.50	9	1	0	0	3	1	0	0	12.0	13	8	6	1	1	4	0	7.283	0	0	1	53	
40	Santiago, A	0-0	4.26	8	1	0	0	0	1	0	0	19.0	19	9	9	2	0	11	0	11.268	2	0	1	85	
15	Walker, J	1-6	2.45	21	1	0	0	12	0	6	6	58.2	56	23	16	2	1	5	0	57.245	0	0	1	236	
18	Weigel, P	0-1	1.72	7	7	0	0	0	0	0	0	15.2	8	4	3	0	2	9	0	16.145	2	1	1	66	
20	Wentz, J	5-8	4.72	20	20	0	0	0	0	0	0	103.0	90	57	54	13	3	45	1	100.239	7	0	7	436	
40	White, B	0-0	0.00	1	0	0	0	0	0	0	0	2.0	1	0	0	0	1	1	0	2.143	1	0	0	9	
40	Ynoa, H	1-2	5.27	6	0	0	0	3	0	1	2	13.2	17	8	8	2	0	5	0	15.298	2	1	1	63	
MIS		64-75	3.22	139	139	4	16	135	29	35	48	1192.0	1017	491	427	78	45	460	15	1146.231	92	5	99	4976	
OPP		75-64	3.23	139	139	5	15	134	33	44	63	1196.2	1055	483	430	87	60	399	9	1274.236	71	4	86	4991	

2019 BRAVES VS RIGHTIES

#	Batters	AVG	AB	R	H	TB	2B	3B	HR	RBI	BB	IBB	SO	SB	CS	OBP	SLG	OPS	PA	SAC	SF	HB	DP
4	Adams, L	.053	19	1	1	2	1	0	0	2	2	0	12	2	0	.143	.105	.248	21	0	0	0	2
19	Alexander, C	.122	49	5	6	13	1	0	2	7	7	0	14	0	0	.228	.265	.493	58	0	1	0	1
26	Casteel, R	.272	313	37	85	151	14	2	16	61	31	1	95	0	0	.339	.482	.822	348	0	2	2	5
28	Contreras, W	.240	146	14	35	48	7	0	2	15	12	0	29	0	0	.304	.329	.633	161	0	1	2	7
14	Custodio, C	.286	7	2	2	2	0	0	0	0	0	0	2	2	1	.286	.286	.571	7	0	0	0	0
13	Didder, R	.234	248	36	58	83	11	1	4	17	34	0	86	25	4	.352	.335	.686	293	0	0	11	0
22	Harris, T	.308	104	13	32	44	5	2	1	10	1	0	26	1	1	.333	.423	.756	109	0	0	3	2
21	Inciarte, E	.400	5	1	2	2	0	0	0	0	0	0	0	1	0	.400	.400	.800	5	0	0	0	0
18	Jenista, G	.262	183	17	48	69	4	1	5	23	18	0	62	2	1	.322	.377	.699	205	0	4	0	2
5	Lien, C	.193	119	16	23	47	7	1	5	13	16	0	61	4	0	.294	.395	.689	137	1	0	1	0
17	Lockhart, D	.222	207	23	46	62	10	0	2	14	18	0	49	3	3	.294	.300	.594	234	3	2	4	2
54	Martínez, C	.185	146	8	27	36	3	0	2	14	11	0	28	2	0	.270	.247	.516	163	0	0	6	10
18	Michel, R	.000	6	0	0	0	0	0	0	0	0	0	5	0	0	.000	.000	.000	6	0	0	0	0
40	Morales, J	.183	93	8	17	21	4	0	0	7	15	0	15	0	0	.295	.226	.520	113	1	3	1	5
12	Neslony, T	.291	165	29	48	77	8	3	5	22	16	1	35	3	2	.362	.467	.829	185	0	1	3	3
16	Pache, C	.265	309	44	82	148	21	6	11	45	28	0	85	7	9	.328	.479	.807	342	1	2	2	6
48	Salazar, A	.210	300	19	63	75	8	2	0	9	11	1	81	7	5	.240	.250	.490	315	2	1	1	9
40	Santiago, A	.000	2	0	0	0	0	0	0	0	0	0	1	0	0	.000	.000	.000	2	0	0	0	0
19	Schwartz, G	.091	33	3	3	3	0	0	0	0	5	0	13	1	0	.231	.091	.322	39	0	0	1	0
9	Shewmake, B	.250	28	6	7	7	0	0	0	1	3	0	5	1	0	.333	.250	.583	33	0	1	1	1
12	Unroe, R	.306	206	22	63	87	10	1	4	32	24	1	46	9	2	.380	.422	.803	237	3	2	2	1
1	Valenzuela, L	.172	203	15	35	50	10	1	1	19	8	1	45	0	0	.206	.246	.452	214	0	2	1	5
3	Waters, D	.334	326	54	109	167	27	8	5	34	24	1	93	12	6	.384	.512	.896	354	0	1	3	1
32	Wilkins, A	.215	79	8	17	30	1	0	4	10	15	0	32	0	0	.337	.380	.717	95	0	1	0	0
MIS		.240	3406	386	816	1233	154	28	69	359	310	6	975	82	34	.309	.362	.671	3806	18	25	45	62

#	Pitchers	AVG	AB	R	H	TB	2B	3B	HR	RBI	BB	IBB	SO	SB	CS	OBP	SLG	OPS	PA	SAC	SF	HBP	GDP
52	De La Cruz, J	.211	175	20	37	50	3	2	2	17	25	0	41	2	1	.320	.286	.606	207	1	2	4	3
19	De Paula, J	.143	7	0	1	1	0	0	0	1	0	0	4	0	0	.143	.143	.286	7	0	0	0	0
33	Gausman, K	.143	14	1	2	3	1	0	0	1	0	0	2	1	0	.143	.214	.357	14	0	0	0	0
27	Graham, J	.200	95	14	19	37	6	0	4	13	8	0	27	6	0	.276	.389	.666	105	0	0	2	2
49	Harrison, J	.281	114	11	32	46	3	1	3	13	8	0	30	3	1	.333	.404	.737	123	0	0	1	1
39	Hoekstra, K	.184	38	4	7	10	0	0	1	2	6	0	13	4	0	.295	.263	.559	44	0	0	0	2
11	Hursh, J	.208	101	12	21	25	4	0	0	10	8	1	16	1	0	.273	.248	.520	111	1	0	1	3
24	Johnstone, C	.298	191	26	57	78	13	1	2	23	9	0	31	3	1	.335	.408	.743	203	0	1	2	8
52	Kelly, J	.000	6	0	0	0	0	0	0	0	1	0	1	1	0	.143	.000	.143	7	0	0	0	0
60	Keuchel, D	.417	24	2	10	12	2	0	0	2	0	0	3	0	1	.417	.500	.917	25	1	0	0	1
58	Kingham, N	.197	76	6	15	27	4	1	2	6	6	0	15	1	1	.265	.355	.620	83	0	0	1	1
33	Mader, M	.265	34	9	9	15	3	0	1	10	10	1	5	3	0	.444	.441	.886	46	1	0	1	0
8	Matzek, T	.400	5	2	2	3	1	0	0	1	3	0	1	0	0	.625	.600	1.225	8	0	0	0	0
8	Matzek, T	.000	6	0	0	0	0	0	0	0	0	0	4	2	0	.000	.000	.000	6	0	0	0	0
8	Muller, K	.207	275	31	57	80	11	0	4	23	48	0	95	8	3	.328	.291	.619	328	2	1	2	9
15	Pfeifer, P	.228	79	9	18	22	1	0	1	11	10	0	26	3	0	.312	.278	.590	93	0	3	1	0
2	Roney, B	.193	57	2	11	16	2	0	1	2	7	0	27	1	0	.281	.281	.562	64	0	0	0	2
32	Rowen, B	.269	26	2	7	8	1	0	0	2	2	0	4	0	0	.321	.308	.629	28	0	0	0	1
40	Santiago, A	.216	37	4	8	13	2	0	1	4	3	0	6	3	0	.268	.351	.620	42	1	1	0	1
15	Walker, J	.209	110	10	23	35	6	0	2	8	4	0	34	1	1	.237	.318	.555	114	0	0	0	1
18	Weigel, P	.111	18	0	2	2	0	0	0	0	5	0	4	2	0	.360	.111	.471	25	0	0	2	1
20	Wentz, J	.213	263	40	56	89	15	0	6	36	28	1	79	6	4	.288	.338	.626	302	3	6	2	4
40	White, B	.000	3	0	0	0	0	0	0	0	1	0	2	0	0	.400	.000	.400	5	0	0	1	0
40	Ynoa, H	.355	31	5	11	17	0	0	2	5	3	0	5	1	0	.412	.548	.960	35	1	0	0	1
MIS		.225	2628	287	592	840	108	7	42	256	271	5	709	65	21	.302	.320	.622	2970	24	19	28	63

2019 BRAVES VS LEFTIES

#	Batters	AVG	AB	R	H	TB	2B	3B	HR	RBI	BB	IBB	SO	SB	CS	OBP	SLG	OPS	PA	SAC	SF	HB	DP
4	Adams, L	.100	20	0	2	2	0	0	0	1	3	0	4	0	1	.217	.100	.317	23	0	0	0	0
19	Alexander, C	.053	19	1	1	1	0	0	0	0	1	0	11	0	0	.100	.053	.153	20	0	0	0	0
26	Casteel, R	.235	98	10	23	45	7	0	5	12	12	0	26	0	0	.318	.459	.777	110	0	0	0	1
28	Contreras, W	.267	45	10	12	17	2	0	1	2	3	0	11	0	0	.313	.378	.690	48	0	0	0	1
13	Didder, R	.120	92	9	11	14	3	0	0	6	17	1	34	3	4	.281	.152	.433	114	0	1	4	3
22	Harris, T	.214	42	2	9	16	2	1	1	2	3	0	7	0	1	.283	.381	.664	47	0	0	1	1
18	Jenista, G	.154	39	1	6	6	0	0	0	3	9	0	13	0	3	.333	.154	.487	51	0	1	2	0
5	Lien, C	.276	58	6	16	35	3	2	4	11	5	0	30	1	1	.333	.603	.937	63	0	0	0	0
17	Lockhart, D	.302	43	6	13	23	1	0	3	7	1	0	5	0	0	.333	.535	.868	46	1	0	1	0
54	Martínez, C	.244	41	3	10	11	1	0	0	1	1	0	5	1	0	.262	.328	.530	44	2	0	0	0
18	Michel, R	.250	4	0	1	3	0	1	0	0	2	0	2	0	0	.500	.750	1.250	6	0	0	0	0
40	Morales, J	.230	61	2	14	18	4	0	0	6	2	0	9	0	0	.250	.295	.545	65	1	1	0	1
12	Neslony, T	.296	27	3	8	11	1	1	0	2	5	0	8	1	0	.406	.407	.814	32	0	0	0	0
16	Pache, C	.325	83	6	27	38	7	2	0	8	6	1	19	1	2	.385	.458	.842	91	0	0	2	1
48	Salazar, A	.185	108	9	20	28	2	0	2	10	4	0	31	3	1	.233	.259	.492	116	0	1	3	8
19	Schwartz, G	.200	5	2	1	1	0	0	0	0	2	1	2	0	0	.429	.200	.629	7	0	0	0	0
9	Shewmake, B	.167	18	1	3	3	0	0	0	0	1	0	6	1	0	.211	.167	.377	19	0	0	0	2
12	Unroe, R	.219	64	5	14	21	2	1	1	5	2	0	15	0	0	.242	.328	.570	66	0	0	0	2
1	Valenzuela, L	.295	44	7	13	20	2	1	1	5	2	0	10	0	1	.319	.455	.774	47	0	1	0	0
3	Waters, D	.266	94	9	25	35	8	1	0	7	4	0	28	1	0	.300	.372	.672	100	0	1	1	2
32	Wilkins, A	.176	34	3	6	9	3	0	0	1	2	0	12	0	0	.237	.265	.502	38	0	1	1	1
MIS		.224	1068	97	239	361	48	10	18	89	89	3	299	12	14	.291	.338	.629	1185	5	7	15	24

#	Pitchers	AVG	AB	R	H	TB	2B	3B	HR	RBI	BB	IBB	SO	SB	CS	OBP	SLG	OPS	PA	SAC	SF	HBP	GDP
52	De La Cruz, J	.238	143	19	34	60	5	3	5	16	12	0	32	1	1	.296	.420	.715	160	0	3	1	4
19	De Paula, J	.250	4	0	1	1	0	0	0	2	0	0	1	0	0	.250	.250	.500	4	0	0	0	0
33	Gausman, K	.125	8	0	1	1	0	0	0	0	0	0	1	0	0	.125	.125	.250	8	0	0	0	0
27	Graham, J	.242	91	11	22	31	3	0	2	14	10	2	18	2	0	.314	.341	.655	105	0	3	1	0
49	Harrison, J	.188	69	6	13	13	0	0	0	2	10	0	18	1	1	.300	.188	.488	81	1	0	1	4
39	Hoekstra, K	.270	37	4	10	11	1	0	0	2	6	1	8	1	3	.372	.297	.669	43	0	0	0	1
11	Hursh, J	.260	77	9	20	28	5	0	1	9	7	1	16	3	0	.314	.364	.678	86	0	2	0	1
24	Johnstone, C	.300	120	12	36	51	7	1	2	14	12	4	19	1	0	.364	.425	.789	133	1	0	0	4
52	Kelly, J	.231	13	0	3	3	0	0	0	1	2	0	2	0	1	.333	.231	.564	15	0	0	0	0
60	Keuchel, D	.200	5	1	1	1	0	0	0	1	1	0	1	0	0	.333	.200	.533	6	0	0	0	0
58	Kingham, N	.283	60	9	17	29	1	1	3	9	4	0	10	0	0	.328	.483	.812	65	1	0	0	0
33	Mader, M	.316	19	6	6	7	1	0	0	4	1	0	5	0	0	.350	.368	.718	21	1	0	0	0
8	Matzek, T	.000	1	0	0	0	0	0	0	0	0	0	1	0	0	.000	.000	.000	1	0	0	0	0
8	Muller, K	.211	114	11	24	31	4	0	1	9	20	0	25	1	3	.350	.272	.622	140	0	1	5	4
15	Pfeifer, P	.163	43	3	7	10	0	0	1	3	6	0	10	2	1	.265	.233	.498	49	0	0	0	0
2	Roney, B	.220	41	7	9	17	3	1	1	6	4	0	15	0	0	.304	.415	.719	46	0	0	1	2
32	Rowen, B	.300	20	6	6	12	3	0	1	5	2	0	3	3	0	.360	.600	.960	25	0	2	1	0
40	Santiago, A	.324	34	5	11	17	3	0	1	5	8	0	5	0	0	.452	.500	.952	43	1	0	0	0
15	Walker, J	.277	119	13	33	37	4	0	0	8	1	0	23	3	0	.289	.311	.600	122	1	0	1	0
18	Weigel, P	.162	37	4	6	10	2	1	0	2	4	0	12	0	0	.244	.270	.514	41	0	0	0	0
20	Wentz, J	.298	114	17	34	61	4	1	7	15	17	0	21	1	3	.388	.535	.923	134	0	2	1	3
40	White, B	.250	4	0	1	1	0	0	0	0	0	0	0	0	0	.250	.250	.500	4	0	0	0	0
4	Ynoa, H	.231	26	3	6	7	1	0	0	3	2	0	10	0	0	.286	.269	.555	28	0	0	0	0
MIS		.240	1770	204	425	623	68	11	36	186	189	10	437	33	15	.316	.352	.668	2006	10	19	17	36

2019 BRAVES HOME STATS

#	Batters	AVG	G	AB	R	H	TB	2B	3B	HR	RBI	BB	IBB	SO	SB	CS	OBP	SLG	OPS	PA	SAC	SF	HB	DP
4	Adams, L	.103	13	29	1	3	4	1	0	0	3	5	0	12	2	1	.235	.138	.373	34	0	0	0	1
19	Alexander, C	.083	12	36	0	3	4	1	0	0	2	2	0	16	0	0	.128	.111	.239	39	0	1	0	1
26	Casteel, R	.212	60	198	17	42	65	8	0	5	27	17	1	62	0	0	.273	.328	.601	216	0	1	0	2
28	Contreras, W	.245	32	102	11	25	32	4	0	1	10	7	0	22	0	0	.294	.314	.607	109	0	0	0	5
13	Didder, R	.226	56	159	18	36	42	3	0	1	8	27	1	51	9	7	.367	.264	.632	196	0	1	9	2
22	Harris, T	.266	22	79	8	21	29	3	1	1	7	2	0	15	1	1	.293	.367	.660	84	0	0	1	1
21	Inciarte, E	.400	2	5	1	2	2	0	0	0	0	0	0	0	1	0	.400	.400	.800	5	0	0	0	0
18	Jenista, G	.236	38	110	5	26	33	2	1	1	14	12	0	42	0	1	.306	.300	.606	124	0	2	0	2
5	Lien, C	.224	28	85	11	19	41	6	2	4	11	6	0	42	4	0	.275	.482	.757	92	1	0	0	0
17	Lockhart, D	.248	38	113	15	28	34	3	0	1	9	11	0	24	1	1	.315	.301	.615	126	2	0	0	2
54	Martínez, C	.192	33	99	4	19	20	1	0	0	8	8	0	18	2	0	.273	.202	.475	110	0	0	3	5
18	Michel, R	.000	4	4	0	0	0	0	0	0	0	0	0	4	0	0	.000	.000	.000	4	0	0	0	0
40	Morales, J	.160	23	75	5	12	15	3	0	0	3	6	0	11	0	0	.229	.200	.429	84	1	1	1	3
12	Neslony, T	.260	29	96	17	25	37	5	2	1	11	12	0	20	2	1	.349	.385	.734	109	0	0	1	0
16	Pache, C	.298	47	171	22	51	85	12	2	6	23	13	1	35	2	7	.346	.497	.843	185	0	1	0	4
48	Salazar, A	.231	59	195	14	45	51	2	2	0	6	6	0	52	6	3	.255	.262	.516	206	2	2	1	9
19	Schwartz, G	.188	5	16	3	3	3	0	0	0	0	2	0	6	0	0	.278	.188	.465	18	0	0	0	0
9	Shewmake, B	.154	11	39	4	6	6	0	0	0	1	2	0	10	2	0	.190	.154	.344	42	0	1	0	3
12	Unroe, R	.307	45	153	11	47	59	7	1	1	24	14	1	29	6	1	.363	.386	.749	169	1	1	0	1
1	Valenzuela, L	.143	40	112	7	16	22	4	1	0	6	5	1	26	0	0	.185	.196	.381	119	0	1	1	1
3	Waters, D	.337	51	190	34	64	100	16	4	4	22	13	1	55	8	3	.382	.526	.908	207	0	2	2	0
32	Wilkins, A	.163	16	49	5	8	16	2	0	2	7	12	0	23	0	0	.323	.327	.649	62	0	1	0	1
MIS		.232	70	2185	218	507	707	84	16	28	202	188	6	607	46	27	.297	.324	.620	2422	13	15	19	44
OPP		.221	70	2251	220	498	679	81	11	26	194	213	4	576	43	22	.293	.302	.595		21	20	25	49

#	Pitchers	W-L	ERA	G	GS	CG	SHO	GF	HLD	SV	SVO	IP	H	R	ER	HR	HBP	BB	IBB	SO	AVG	WP	BK	GDP	BF
4	Anderson, I	5-2	2.81	9	9	1	0	0	0	0	0	51.1	31	19	16	3	2	22	0	69	.171	4	0	2	209
37	Aro, J	0-3	3.86	9	1	0	0	4	0	0	0	21.0	22	11	9	0	0	7	1	10	.268	0	0	0	90
43	Burrows, T	1-2	3.00	9	0	0	0	6	1	0	1	12.0	9	6	4	1	0	1	0	9	.205	0	0	1	46
20	Creasy, J	0-0	4.50	9	0	0	0	7	0	3	4	10.0	14	5	5	1	1	3	1	9	.333	1	0	0	49
14	Custodio, C	4-2	2.25	17	4	0	0	1	1	0	0	48.0	32	14	12	0	2	17	0	44	.194	1	0	7	189
9	Davidson, T	2-4	1.46	10	10	0	0	0	0	0	0	55.2	46	15	9	2	1	23	0	63	.230	2	0	4	230
52	De La Cruz, J	2-3	2.66	8	8	0	0	0	0	0	0	44.0	33	14	13	0	3	15	0	35	.209	4	0	4	178
19	De Paula, J	0-0	0.00	1	0	0	0	1	0	0	0	2.0	2	0	0	0	0	0	0	4	.250	0	0	0	8
27	Graham, J	2-2	2.16	16	0	0	0	12	2	3	3	25.0	16	10	6	1	1	8	0	19	.186	3	0	2	96
49	Harrison, J	1-1	0.68	17	0	0	0	11	0	2	2	26.1	20	3	2	0	1	6	0	28	.213	1	0	3	101
39	Hoekstra, K	0-1	1.64	6	1	0	0	3	0	0	0	11.0	9	7	2	1	0	10	0	9	.214	3	0	0	52
11	Hursh, J	1-1	1.40	18	0	0	0	6	2	1	2	25.2	16	5	4	0	0	4	0	17	.180	4	1	2	96
24	Johnstone, C	2-3	3.86	13	4	0	0	4	0	1	1	39.2	45	18	17	2	2	11	2	19	.296	5	0	7	166
52	Kelly, J	0-0	0.00	2	0	0	0	1	0	0	0	5.1	3	0	0	0	0	3	0	3	.158	0	0	0	22
60	Keuchel, D	0-0	3.86	1	1	0	0	0	0	0	0	7.0	11	3	3	0	0	1	0	4	.379	1	0	1	31
58	Kingham, N	2-2	3.65	4	4	1	0	0	0	0	0	24.2	20	10	10	2	0	8	0	16	.217	0	0	1	101
33	Mader, M	1-1	14.73	3	0	0	0	1	0	0	0	3.2	8	7	6	1	0	2	0	3	.421	0	0	0	22
8	Matzek, T	0-0	0.00	1	0	0	0	0	0	0	0	2.1	0	0	0	0	0	0	0	5	.000	0	0	0	7
8	Muller, K	2-4	4.47	11	11	0	0	0	0	0	0	54.1	46	28	27	3	5	30	0	61	.237	9	0	7	231
15	Pfeifer, P	0-0	0.90	4	3	0	0	0	0	0	0	20.0	17	2	2	0	0	3	0	24	.233	1	0	0	76
2	Roney, B	1-0	2.57	9	0	0	0	5	1	1	1	14.0	9	4	4	1	0	7	0	22	.184	2	0	2	56
32	Rowen, B	1-0	5.14	6	1	0	0	2	1	0	0	7.0	8	6	4	1	1	2	0	5	.286	0	0	0	33
40	Santiago, A	0-0	0.00	2	0	0	0	0	0	0	0	4.0	1	0	0	0	0	3	0	5	.077	0	0	0	16
15	Walker, J	1-3	2.30	11	0	0	0	5	0	1	1	31.1	30	11	8	0	1	3	0	26	.248	0	0	1	126
18	Weigel, P	0-1	0.90	4	4	0	0	0	0	0	0	10.0	5	2	1	0	2	2	0	10	.139	1	1	0	40
20	Wentz, J	4-2	2.86	9	9	0	0	0	0	0	0	56.2	35	19	18	7	2	20	0	47	.183	3	0	5	219
40	White, B	0-0	0.00	1	0	0	0	0	0	0	0	2.0	1	0	0	0	1	1	0	2	.143	1	0	0	9
40	Ynoa, H	1-0	1.29	3	0	0	0	2	0	1	1	7.0	9	1	1	0	0	1	0	8	.300	1	0	0	31
MIS		33-37	2.65	70	70	2	0	68	11	13	16	621.0	498	220	183	26	25	213	4	576	.221	47	2	49	2530

2019 BRAVES ROAD STATS

#	Batters	AVG	G	AB	R	H	TB	2B	3B	HR	RBI	BB	IBB	SO	SB	CS	OBP	SLG	OPS	PA	SAC	SF	HB	DP
4	Adams, L	.000	5	10	0	0	0	0	0	0	0	0	0	4	0	0	.000	.000	.000	10	0	0	0	1
19	Alexander, C	.125	12	32	6	4	10	0	0	2	5	6	0	9	0	0	.263	.313	.576	39	0	0	0	0
26	Casteel, R	.310	58	213	30	66	131	13	2	16	46	26	0	59	0	0	.388	.615	1.003	242	0	1	2	4
28	Contreras, W	.247	28	89	13	22	33	5	0	2	7	8	0	18	0	0	.320	.371	.691	100	0	1	2	3
13	Didder, R	.182	58	181	27	33	55	11	1	3	15	24	0	69	19	1	.299	.304	.602	211	0	0	6	1
22	Harris, T	.299	19	67	7	20	31	4	2	1	5	2	0	18	0	1	.347	.463	.810	72	0	0	3	2
18	Jenista, G	.250	36	112	13	28	42	2	0	4	12	15	0	33	2	3	.341	.375	.716	132	0	3	2	0
5	Lien, C	.217	29	92	11	20	41	4	1	5	13	15	0	49	1	1	.333	.446	.779	108	0	0	1	0
17	Lockhart, D	.226	45	137	14	31	51	8	0	4	12	8	0	30	2	2	.289	.372	.662	154	2	2	5	0
54	Martínez, C	.205	30	88	7	18	27	3	0	2	7	4	0	15	1	0	.263	.307	.570	97	2	0	3	5
18	Michel, R	.167	2	6	0	1	3	0	1	0	0	2	0	3	0	0	.375	.500	.875	8	0	0	0	0
40	Morales, J	.241	23	79	5	19	24	5	0	0	10	11	0	13	0	0	.323	.304	.626	94	1	3	0	3
12	Neslony, T	.323	29	96	15	31	51	4	2	4	13	9	1	23	2	1	.389	.531	.920	108	0	1	2	3
16	Pache, C	.262	57	221	28	58	101	16	6	5	30	21	0	69	6	4	.336	.457	.793	248	1	1	4	3
48	Salazar, A	.178	61	213	14	38	52	8	0	2	13	9	1	60	4	3	.222	.244	.466	225	0	0	3	8
19	Schwartz, G	.045	10	22	2	1	1	0	0	0	0	5	1	9	1	0	.250	.045	.296	28	0	0	1	0
9	Shewmake, B	.571	3	7	3	4	4	0	0	0	0	2	0	1	0	0	.700	.571	1.271	10	0	0	1	0
12	Unroe, R	.256	32	117	16	30	49	5	1	4	13	12	0	32	3	1	.333	.419	.752	134	2	1	2	2
1	Valenzuela, L	.237	39	135	15	32	48	8	1	2	18	5	0	29	0	1	.261	.356	.616	142	0	2	0	4
3	Waters, D	.304	57	230	29	70	102	19	5	1	19	15	0	66	5	3	.352	.443	.796	247	0	0	2	3
32	Wilkins, A	.234	21	64	6	15	23	2	0	2	4	5	0	21	0	0	.296	.359	.655	71	0	1	1	0
40	Ynoa, H	.000	1	0	0	0	0	0	0	0	0	0	0	0	0	0	.000	.000	.000	0	0	0	0	0
MIS		.239	69	2289	265	548	887	118	22	59	246	211	3	667	48	21	.313	.388	.700	2569	10	17	41	42
OPP		.242	69	2147	271	519	784	95	7	52	248	247	11	570	55	14	.323	.365	.688		13	18	20	50

#	Pitchers	W-L	ERA	G	GS	CG	SHO	GF	HLD	SV	SVO	IP	H	R	ER	HR	HBP	BB	IBB	SO	AVG	WP	BK	GDP	BF
37	Anderson, I	2-3	2.56	12	12	0	0	0	0	0	0	59.2	51	19	17	5	0	25	1	78	.227	4	0	3	253
4	Aro, J	3-0	3.09	13	1	0	0	2	0	1	2	23.1	21	9	8	2	1	2	0	21	.239	1	0	3	92
43	Burrows, T	0-1	5.00	7	0	0	0	2	1	1	1	9.0	7	5	5	1	0	5	0	15	.206	2	1	0	39
20	Creasy, J	1-0	1.32	10	0	0	0	7	0	5	6	13.2	10	3	2	1	0	6	0	16	.200	1	0	1	56
14	Custodio, C	1-2	3.16	14	2	0	0	7	2	2	2	31.1	28	12	11	2	3	6	1	23	.241	2	0	3	127
9	Davidson, T	5-2	2.62	11	11	0	0	0	0	0	0	55.0	42	19	16	3	3	22	0	59	.219	1	0	11	219
52	De La Cruz, J	2-4	5.02	9	8	0	0	0	0	0	0	43.0	38	25	24	7	2	22	0	38	.238	3	1	3	189
19	De Paula, J	0-0	0.00	1	0	0	0	1	0	0	0	1.0	0	0	0	0	0	0	0	1	.000	0	0	0	3
33	Gausman, K	0-0	0.00	1	1	0	0	0	0	0	0	6.0	3	1	0	0	0	0	0	3	.136	0	0	0	22
27	Graham, J	2-2	4.91	22	1	0	0	13	1	5	8	25.2	25	15	14	5	2	10	2	26	.250	2	0	0	114
49	Harrison, J	1-3	5.48	18	0	0	0	7	3	0	1	23.0	25	14	14	3	1	12	0	20	.281	2	0	2	103
39	Hoekstra, K	1-1	0.00	5	0	0	0	1	1	0	0	9.1	8	1	0	0	0	2	1	12	.242	0	0	3	35
11	Hursh, J	2-2	5.91	16	0	0	0	6	2	1	2	21.1	25	16	14	1	1	11	2	15	.281	6	0	2	101
24	Johnstone, C	3-1	4.38	15	3	0	0	4	4	0	1	39.0	48	20	19	2	0	10	2	31	.302	3	0	5	170
58	Kingham, N	0-1	4.09	2	2	0	0	0	0	0	0	11.0	12	5	5	3	1	2	0	9	.273	0	0	0	47
33	Mader, M	1-1	7.00	4	0	0	0	1	0	0	1	9.0	7	8	7	0	1	9	1	7	.206	0	0	0	45
8	Muller, K	5-2	1.88	11	11	2	0	0	0	0	0	57.1	35	14	12	2	2	38	0	59	.179	7	0	6	237
15	Pfeifer, P	1-2	4.50	7	1	0	0	2	1	0	0	14.0	8	10	7	2	1	13	0	12	.163	2	0	0	66
2	Roney, B	0-0	3.38	11	0	0	0	5	2	2	2	13.1	11	5	5	1	1	4	0	20	.224	1	0	2	54
32	Rowen, B	0-0	3.60	3	0	0	0	1	0	0	0	5.0	5	2	2	0	0	2	0	2	.278	0	0	1	20
40	Santiago, A	0-0	5.40	6	1	0	0	0	1	0	0	15.0	18	9	9	2	0	8	0	6	.310	2	0	1	69
15	Walker, J	0-3	2.63	10	1	0	0	7	0	5	5	27.1	26	12	8	2	0	2	0	31	.241	0	0	0	110
18	Weigel, P	0-0	3.18	3	3	0	0	0	0	0	0	5.2	3	2	2	0	0	7	0	6	.158	1	0	1	26
20	Wentz, J	1-6	6.99	11	11	0	0	0	0	0	0	46.1	55	38	36	6	1	25	1	53	.296	4	0	2	217
40	Ynoa, H	0-2	9.45	3	0	0	0	1	0	0	1	6.2	8	7	7	2	0	4	0	7	.296	1	1	1	32
MIS		31-38	3.85	69	69	2	0	67	18	22	32	571.0	519	271	244	52	20	247	11	570	.242	45	3	50	2446

2019 PH/PITCHER BATTING STATS

#	Pinch-Hitters	AVG	AB	R	H	TB	2B	3B	HR	RBI	BB	IBB	SO	SB	CS	OBP	SLG	OPS	PA	SAC	SF	HB	DP
4	Adams, L	.000	5	0	0	0	0	0	0	0	1	0	4	0	0	.167	.000	.167	6	0	0	0	0
19	Alexander, C	.000	4	0	0	0	0	0	0	0	1	0	1	0	0	.200	.000	.200	5	0	0	0	0
26	Casteel, R	.333	3	1	1	2	1	0	0	0	0	0	0	0	0	.333	.667	1.000	3	0	0	0	0
28	Contreras, W	.667	3	0	2	3	1	0	0	0	1	0	1	0	0	.750	1.000	1.750	4	0	0	0	0
14	Custodio, C	.000	1	0	0	0	0	0	0	0	0	0	0	0	0	.000	.000	.000	1	0	0	0	0
13	Didder, R	.200	5	2	1	2	1	0	0	1	2	0	1	2	0	.429	.400	.829	7	0	0	0	0
22	Harris, T	.000	1	0	0	0	0	0	0	0	0	0	1	0	0	.000	.000	.000	1	0	0	0	0
18	Jenista, G	.375	8	3	3	9	0	0	2	3	0	0	4	0	0	.375	1.125	1.500	8	0	0	0	0
5	Lien, C	.000	5	0	0	0	0	0	0	0	0	0	5	0	0	.000	.000	.000	5	0	0	0	0
17	Lockhart, D	.167	6	1	1	1	0	0	0	0	0	0	2	0	0	.286	.167	.453	9	2	0	1	0
54	Martínez, C	.000	6	0	0	0	0	0	0	0	0	0	0	0	0	.000	.000	.000	6	0	0	0	0
18	Michel, R	.000	4	0	0	0	0	0	0	0	0	0	4	0	0	.000	.000	.000	4	0	0	0	0
12	Neslony, T	.000	2	1	0	0	0	0	0	0	3	0	0	0	0	.600	.000	.600	5	0	0	0	0
16	Pache, C	.500	2	0	1	2	1	0	0	1	0	0	0	0	0	.500	1.000	1.500	2	0	0	0	0
48	Salazar, A	.500	6	0	3	3	0	0	0	2	0	0	0	0	0	.500	.500	1.000	6	0	0	0	1
19	Schwartz, G	.000	3	0	0	0	0	0	0	0	0	0	2	0	0	.000	.000	.000	3	0	0	0	0
12	Unroe, R	.250	4	1	1	4	0	0	1	2	1	0	3	0	0	.400	1.000	1.400	5	0	0	0	0
1	Valenzuela, L	.125	8	0	1	1	0	0	0	1	1	0	5	0	0	.200	.125	.325	10	0	1	0	0
3	Waters, D	.333	3	1	1	2	1	0	0	0	0	0	2	0	0	.500	.667	1.167	4	0	0	1	0
32	Wilkins, A	.000	2	0	0	0	0	0	0	0	0	0	1	0	0	.000	.000	.000	2	0	0	0	0
MIS		.185	81	10	15	29	5	0	3	10	10	0	36	2	0	.287	.358	.645	96	2	1	2	1

#	Pitcher Batting	AVG	G	AB	R	H	TB	2B	3B	HR	RBI	BB	IBB	SO	SB	CS	OBP	SLG	OPS	PA	SAC	SF	HB	DP	E
4	Anderson, I	.000	10	15	0	0	0	0	0	0	0	0	0	11	0	0	.000	.000	.000	19	4	0	0	0	1
37	Aro, J	.200	14	5	0	1	1	0	0	0	1	1	0	3	0	0	.429	.200	.629	7	0	0	1	0	0
43	Burrows, T	.000	9	2	0	0	0	0	0	0	0	1	0	1	0	0	.333	.000	.333	3	0	0	0	1	1
20	Creasy, J	----	14	0	0	0	0	0	0	0	0	0	0	0	0	0	----	----	.000	0	0	0	0	0	0
14	Custodio, C	.286	23	14	3	4	4	0	0	0	0	0	0	4	2	1	.286	.286	.571	14	0	0	0	0	1
9	Davidson, T	.125	10	16	0	2	2	0	0	0	0	0	0	5	0	0	.125	.125	.250	16	0	0	0	0	1
52	De La Cruz, J	.063	11	16	1	1	1	0	0	0	0	0	0	6	0	0	.063	.063	.125	17	1	0	0	0	2
19	De Paula, J	----	2	0	0	0	0	0	0	0	0	0	0	0	0	0	----	----	.000	0	0	0	0	0	0
33	Gausman, K	1.000	1	1	0	1	1	0	0	0	0	1	0	0	0	0	1.000	1.000	2.000	2	0	0	0	0	0
27	Graham, J	.000	21	2	0	0	0	0	0	0	0	0	0	2	0	0	.000	.000	.000	2	0	0	0	0	1
49	Harrison, J	.000	19	3	1	0	0	0	0	0	0	1	0	1	0	0	.250	.000	.250	4	0	0	0	0	0
39	Hoekstra, K	.000	7	2	0	0	0	0	0	0	0	0	0	2	0	0	.000	.000	.000	2	0	0	0	0	0
11	Hursh, J	----	20	0	0	0	0	0	0	0	0	0	0	0	0	0	----	----	.000	0	0	0	0	0	1
24	Johnstone, C	.000	15	13	0	0	0	0	0	0	0	1	0	7	0	0	.071	.000	.071	14	0	0	0	0	2
58	Kingham, N	.000	4	5	0	0	0	0	0	0	0	4	0	0	0	0	.444	.000	.444	9	0	0	0	0	0
8	Matzek, T	----	2	0	0	0	0	0	0	0	0	0	0	0	0	0	----	----	.000	0	0	0	0	0	0
8	Muller, K	.200	13	20	2	4	6	2	0	0	2	0	0	7	0	0	.190	.300	.490	22	1	1	0	0	2
15	Pfeifer, P	.000	7	4	0	0	0	0	0	0	0	1	0	4	0	0	.200	.000	.200	6	1	0	0	0	0
2	Roney, B	.000	13	1	0	0	0	0	0	0	0	0	0	1	0	0	.000	.000	.000	1	0	0	0	0	0
32	Rowen, B	.000	4	1	0	0	0	0	0	0	0	0	0	1	0	0	.000	.000	.000	1	0	0	0	0	0
40	Santiago, A	.000	5	3	0	0	0	0	0	0	0	0	0	2	0	0	.000	.000	.000	3	0	0	0	0	0
15	Walker, J	.000	10	5	0	0	0	0	0	0	0	0	0	0	0	0	.000	.000	.000	5	0	0	0	0	3
18	Weigel, P	.000	2	1	0	0	0	0	0	0	0	0	0	1	0	0	.000	.000	.000	1	0	0	0	0	0
20	Wentz, J	.000	10	17	1	0	0	0	0	0	1	1	0	10	0	0	.056	.000	.056	19	1	0	0	0	0
40	White, B	.000	1	1	0	0	0	0	0	0	0	0	0	1	0	0	.000	.000	.000	1	0	0	0	0	0
40	Ynoa, H	----	2	0	0	0	0	0	0	0	0	0	0	0	0	0	----	----	.000	0	0	0	0	0	0
MIS		.236	139	4474	4831	10551	1594	202	38	87	448	399	9	1274	94	48	.305	.356	.661	4991	23	32	60	86	107

2019 BRAVES IN APRIL

#	Batters	AVG	G	AB	R	H	TB	2B	3B	HR	RBI	BB	IBB	SO	SB	CS	OBP	SLG	OPS	PA	SAC	SF	HB	DP
19	Alexander, C	.143	11	28	4	4	5	1	0	0	4	7	0	5	0	0	.306	.179	.484	37	0	1	0	1
26	Casteel, R	.344	9	32	6	11	21	4	0	2	6	5	0	10	0	0	.432	.656	1.089	37	0	0	0	0
13	Didder, R	.143	20	63	7	9	18	1	1	2	7	9	0	30	2	3	.280	.286	.566	75	0	0	3	1
5	Lien, C	.208	17	53	9	11	27	2	1	4	9	9	0	23	1	1	.333	.509	.843	64	1	0	1	0
17	Lockhart, D	.204	16	49	7	10	18	5	0	1	4	8	0	12	1	0	.316	.367	.683	57	0	0	0	0
54	Martínez, C	.250	10	28	1	7	8	1	0	0	1	3	0	7	0	0	.344	.286	.630	32	0	0	1	3
40	Morales, J	.333	16	54	9	18	23	5	0	0	9	8	0	9	0	0	.413	.426	.839	64	1	1	0	1
16	Pache, C	.321	22	84	11	27	48	7	4	2	16	6	0	25	4	3	.363	.571	.934	92	1	1	0	0
48	Salazar, A	.232	21	82	6	19	22	3	0	0	2	5	0	24	3	3	.284	.268	.552	88	0	0	1	1
19	Schwartz, G	.105	15	38	5	4	4	0	0	0	0	7	1	15	1	0	.261	.105	.366	46	0	0	1	0
1	Valenzuela, L	.169	18	65	7	11	20	3	0	2	12	1	0	15	0	0	.176	.308	.484	68	0	2	0	3
3	Waters, D	.319	22	94	16	30	49	11	1	2	9	7	1	28	1	0	.366	.521	.888	101	0	0	0	0
32	Wilkins, A	.164	21	61	5	10	14	1	0	1	3	10	0	25	0	0	.278	.230	.507	72	0	1	0	1
MIS		.229	23	748	94	171	277	44	7	16	83	90	2	237	13	10	.315	.370	.685	855	3	6	7	11
OPP		.217	23	722	98	157	225	26	0	14	85	115	3	184	22	5	.325	.312	.637		7	9	5	15

#	Pitchers	W-L	ERA	G	GS	CG	SHO	GF	HLD	SV	SVO	IP	H	R	ER	HR	HBP	BB	IBB	SO	AVG	WP	BK	GDP	BF
4	Anderson, I	1-1	3.52	5	5	0	0	0	0	0	0	23.0	17	11	9	2	0	15	1	26	.200	4	0	0	101
37	Aro, J	2-0	6.23	5	0	0	0	0	0	0	1	8.2	7	6	6	2	0	5	0	8	.219	0	0	1	37
20	Creasy, J	1-0	0.00	4	0	0	0	3	0	1	1	5.0	4	1	0	0	0	3	0	7	.211	0	0	0	23
9	Davidson, T	0-0	0.95	4	4	0	0	0	0	0	0	19.0	7	4	2	0	0	13	0	17	.115	0	0	2	75
27	Graham, J	2-1	3.75	10	0	0	0	8	2	2	4	12.0	11	7	5	1	0	5	0	13	.239	0	0	0	52
49	Harrison, J	0-0	0.00	7	0	0	0	1	2	0	0	10.1	7	0	0	0	0	3	0	10	.212	0	0	3	36
11	Hursh, J	0-1	1.69	8	0	0	0	5	0	1	1	10.2	5	3	2	0	0	4	1	7	.139	3	0	1	41
24	Johnstone, C	0-0	0.84	3	1	0	0	0	1	0	0	10.2	8	1	1	0	0	3	0	7	.205	0	0	2	42
33	Mader, M	2-2	9.24	7	0	0	0	2	0	0	1	12.2	15	15	13	1	1	11	1	10	.283	0	0	0	67
8	Muller, K	0-1	3.79	5	5	0	0	0	0	0	0	19.0	10	8	8	1	2	21	0	24	.169	4	0	1	84
15	Pfeifer, P	1-1	4.91	7	0	0	0	2	1	0	0	11.0	9	9	6	1	1	10	0	7	.225	2	0	0	54
32	Rowen, B	1-0	4.15	3	0	0	0	0	0	0	0	4.1	4	3	2	0	0	2	0	4	.235	0	0	1	19
15	Walker, J	0-2	2.45	4	0	0	0	1	0	0	0	22.0	19	9	6	1	0	1	0	16	.221	0	0	0	88
18	Weigel, P	0-1	2.84	4	4	0	0	0	0	0	0	6.1	4	3	2	0	1	8	0	6	.167	2	1	0	33
20	Wentz, J	0-1	5.82	4	4	0	0	0	0	0	0	17.0	20	12	11	4	0	10	0	18	.303	3	0	3	78
40	Ynoa, H	0-2	9.53	3	0	0	0	1	0	0	1	5.2	10	6	6	1	0	1	0	4	.385	1	0	1	28
MIS		10-13	3.60	23	23	0	0	23	6	4	9	197.1	157	98	79	14	5	115	3	184	.217	19	1	15	858

2019 BRAVES IN MAY

#	Batters	AVG	G	AB	R	H	TB	2B	3B	HR	RBI	BB	IBB	SO	SB	CS	OBP	SLG	OPS	PA	SAC	SF	HB	DP
26	Casteel, R	.274	24	84	6	23	34	2	0	3	11	10	0	21	0	0	.358	.405	.763	95	0	0	1	1
13	Didder, R	.119	25	67	4	8	14	3	0	1	7	13	0	32	1	3	.277	.209	.486	83	0	1	2	0
5	Lien, C	.192	19	52	4	10	18	3	1	1	4	4	0	30	2	0	.250	.346	.596	56	0	0	0	0
17	Lockhart, D	.246	19	65	8	16	17	1	0	0	2	4	0	17	2	1	.300	.262	.562	70	0	0	1	0
54	Martínez, C	.229	10	35	2	8	8	0	0	0	3	2	0	6	0	0	.270	.229	.499	38	1	0	0	0
18	Michel, R	.100	6	10	0	1	3	0	1	0	0	2	0	7	0	0	.250	.300	.550	12	0	0	0	0
40	Morales, J	.087	20	69	0	6	6	0	0	0	2	6	0	9	0	0	.167	.087	.254	79	1	2	1	2
12	Neslony, T	.286	18	63	8	18	32	2	3	2	7	7	0	15	0	1	.366	.508	.874	71	0	0	1	0
16	Pache, C	.280	27	107	13	30	44	6	1	2	8	9	0	26	2	3	.336	.411	.747	116	0	0	0	2
48	Salazar, A	.232	27	99	9	23	31	2	0	2	6	3	0	22	2	1	.269	.313	.582	106	2	0	2	3
12	Unroe, R	.239	12	46	3	11	14	1	1	0	7	2	0	11	1	1	.271	.304	.575	50	2	0	0	0
1	Valenzuela, L	.242	19	62	4	15	23	4	2	0	6	2	1	9	0	1	.277	.371	.648	65	0	0	1	1
3	Waters, D	.288	29	118	16	34	48	5	3	1	8	5	0	39	6	2	.325	.407	.732	126	0	1	2	1
32	Wilkins, A	.250	16	52	6	13	25	3	0	3	8	7	0	19	0	0	.344	.481	.825	61	0	1	1	0
MIS		.230	29	947	85	218	320	33	12	15	79	77	1	272	16	13	.295	.338	.633	1050	9	5	12	10
OPP		.219	29	927	89	203	301	33	4	19	78	79	2	246	14	8	.285	.325	.609		5	7	9	20

#	Pitchers	W-L	ERA	G	GS	CG	SHO	GF	HLD	SV	SVO	IP	H	R	ER	HR	HBP	BB	IBB	SO	AVG	WP	BK	GDP	BF
4	Anderson, I	1-3	3.09	6	6	0	0	0	0	0	0	32.0	25	12	11	2	0	17	0	44	.216	2	0	2	135
37	Aro, J	0-0	1.23	3	0	0	0	1	0	0	0	7.1	8	2	1	0	0	1	0	5	.267	0	0	0	31
43	Burrows, T	0-0	9.00	1	0	0	0	0	0	0	0	1.0	1	1	1	1	0	0	0	2	.250	0	0	0	4
14	Custodio, C	1-1	1.89	8	0	0	0	2	0	0	0	19.0	15	4	4	1	0	3	0	18	.217	1	0	2	73
9	Davidson, T	2-3	1.78	6	6	0	0	0	0	0	0	35.1	27	12	7	1	3	14	0	38	.218	1	0	5	144
52	De La Cruz, J	1-1	4.91	2	2	0	0	0	0	0	0	11.0	9	6	6	2	1	5	0	12	.225	1	0	0	48
27	Graham, J	0-0	3.72	9	0	0	0	8	0	3	3	9.2	8	4	4	3	0	1	0	7	.235	1	0	1	35
49	Harrison, J	0-2	11.25	5	0	0	0	4	0	0	1	4.0	7	6	5	2	0	1	0	5	.389	0	0	0	19
11	Hursh, J	0-0	0.77	9	0	0	0	3	3	1	2	11.2	10	1	1	0	0	1	0	7	.227	1	0	1	45
24	Johnstone, C	2-0	4.66	7	0	0	0	4	0	1	1	9.2	10	6	5	1	0	4	2	6	.278	2	0	1	41
52	Kelly, J	0-0	0.00	2	0	0	0	1	0	0	0	5.1	3	0	0	0	0	3	0	3	.158	0	0	0	22
8	Muller, K	3-0	0.81	5	5	0	0	0	0	0	0	33.1	21	3	3	0	2	11	0	33	.186	3	0	4	127
40	Santiago, A	0-0	0.00	2	0	0	0	0	1	0	0	3.1	1	0	0	0	0	1	0	1	.100	0	0	1	11
15	Walker, J	1-2	3.04	8	1	0	0	4	0	2	2	23.2	26	12	8	1	0	1	0	23	.274	0	0	0	96
18	Weigel, P	0-0	0.96	3	3	0	0	0	0	0	0	9.1	4	1	1	0	1	1	0	10	.129	0	0	1	33
20	Wentz, J	2-3	4.22	6	6	0	0	0	0	0	0	32.0	21	17	15	4	2	11	0	21	.186	0	0	2	128
40	Ynoa, H	1-0	2.25	3	0	0	0	2	0	1	1	8.0	7	2	2	1	0	4	0	11	.226	1	1	0	35
MIS		14-15	2.60	29	29	0	0	29	4	8	10	255.2	203	89	74	19	9	79	2	246	.219	13	1	20	1027

2019 BRAVES IN JUNE

#	Batters	AVG	G	AB	R	H	TB	2B	3B	HR	RBI	BB	IBB	SO	SB	CS	OBP	SLG	OPS	PA	SAC	SF	HB	DP
26	Casteel, R	.303	28	99	14	30	54	6	0	6	22	9	0	26	0	0	.361	.545	.907	108	0	0	0	3
28	Contreras, W	.192	18	52	6	10	11	1	0	0	3	5	0	11	0	0	.276	.212	.487	58	0	0	1	2
13	Diddler, R	.289	16	45	10	13	17	4	0	0	3	4	0	14	4	0	.396	.378	.774	53	0	0	4	0
18	Jenista, G	.130	19	54	1	7	9	0	1	0	6	11	0	20	0	0	.265	.167	.431	68	0	3	0	1
24	Johnstone, C	.000	3	2	0	0	0	0	0	0	0	0	0	2	0	0	.000	.000	.000	2	0	0	0	0
5	Lien, C	.000	2	4	0	0	0	0	0	0	0	1	0	4	1	0	.200	.000	.200	5	0	0	0	0
17	Lockhart, D	.260	21	50	3	13	16	3	0	0	4	4	0	8	0	0	.333	.320	.653	59	2	1	2	1
54	Martínez, C	.139	12	36	3	5	5	0	0	0	0	5	0	6	0	0	.279	.139	.418	44	1	0	2	5
40	Morales, J	.667	1	3	0	2	3	1	0	0	0	0	0	0	0	0	.667	1.000	1.667	3	0	0	0	0
12	Neslony, T	.277	25	83	15	23	29	3	0	1	6	10	1	20	4	1	.365	.349	.714	96	0	1	2	2
16	Pache, C	.295	26	95	18	28	59	8	1	7	24	10	0	19	1	4	.370	.621	.991	108	0	1	2	1
48	Salazar, A	.213	23	75	3	16	20	2	1	0	6	1	0	20	1	1	.234	.267	.500	77	0	0	1	3
12	Unroe, R	.327	27	101	12	33	43	7	0	1	13	7	0	21	4	1	.376	.426	.802	109	0	0	1	2
1	Valenzuela, L	.196	20	56	7	11	13	2	0	0	2	3	0	16	0	0	.237	.232	.469	59	0	0	0	0
3	Waters, D	.370	27	100	14	37	61	10	4	2	12	7	0	28	3	3	.417	.610	1.027	108	0	0	1	1
MIS		.260	28	894	110	232	344	47	7	17	103	79	1	232	20	11	.329	.385	.713	999	4	6	16	22

#	Pitchers	W-L	ERA	G	GS	CG	SHO	GF	HLD	SV	SVO	IP	H	R	ER	HR	HBP	BB	IBB	SO	AVG	WP	BK	GDP	BF
4	Anderson, I	4-1	2.35	5	5	1	0	0	0	0	0	30.2	18	9	8	3	1	11	0	43	.165	1	0	0	124
37	Aro, J	1-0	1.08	3	0	0	0	2	0	0	0	8.1	3	1	1	0	0	0	0	8	.111	1	0	0	27
43	Burrows, T	0-0	0.87	7	0	0	0	4	1	1	1	10.1	5	1	1	0	0	0	0	11	.139	0	0	0	36
14	Custodio, C	2-0	3.77	8	0	0	0	2	1	1	1	14.1	10	6	6	0	0	3	0	13	.192	2	0	2	56
9	Davidson, T	1-2	3.22	5	5	0	0	0	0	0	0	22.1	25	10	8	2	0	9	0	30	.287	2	0	3	97
52	De La Cruz, J	0-2	3.08	5	4	0	0	0	0	0	0	26.1	20	10	9	0	1	14	0	19	.213	4	0	1	111
27	Graham, J	0-1	4.50	7	0	0	0	6	0	2	3	8.0	6	6	4	1	1	6	0	9	.214	2	0	1	35
49	Harrison, J	1-0	0.00	7	0	0	0	5	0	0	0	9.1	6	0	0	0	0	1	0	7	.182	0	0	0	34
11	Hursh, J	1-0	4.15	7	0	0	0	0	0	0	0	8.2	10	5	4	0	0	4	0	7	.278	5	1	0	40
24	Johnstone, C	1-0	2.08	4	1	0	0	0	2	0	0	8.2	5	2	2	1	0	3	0	7	.161	1	0	0	34
60	Keuchel, D	0-0	3.86	1	1	0	0	0	0	0	0	7.0	11	3	3	0	0	1	0	4	.379	1	0	1	31
8	Muller, K	2-4	6.06	6	6	1	0	0	0	0	0	32.2	29	23	22	4	1	20	0	37	.240	5	0	3	143
2	Roney, B	0-0	7.36	3	0	0	0	1	0	0	0	3.2	4	3	3	0	0	2	0	5	.267	1	0	0	17
40	Santiago, A	0-0	2.08	3	1	0	0	0	0	0	0	8.2	5	2	2	0	0	7	0	6	.172	2	0	0	37
15	Walker, J	0-1	0.75	8	0	0	0	6	0	4	4	12.0	9	1	1	0	1	2	0	16	.209	0	0	1	46
20	Wentz, J	2-2	5.63	5	5	0	0	0	0	0	0	24.0	24	15	15	3	0	14	1	25	.264	2	0	0	109
MIS		15-13	3.41	28	28	2	0	26	4	8	9	235.0	190	97	89	14	5	97	1	247	.221	29	1	12	977

2019 BRAVES IN JULY

#	Batters	AVG	G	AB	R	H	TB	2B	3B	HR	RBI	BB	IBB	SO	SB	CS	OBP	SLG	OPS	PA	SAC	SF	HB	DP
26	Casteel, R	.213	27	94	11	20	45	3	2	6	17	10	1	33	0	0	.292	.479	.771	106	0	1	1	2
28	Contreras, W	.231	19	65	8	15	23	2	0	2	10	6	0	8	0	0	.301	.354	.655	73	0	1	1	4
13	Didder, R	.253	25	79	15	20	28	5	0	1	6	13	0	24	10	0	.379	.354	.733	95	0	0	3	0
22	Harris, T	.282	12	39	4	11	15	2	1	0	5	0	0	11	0	1	.333	.385	.718	44	0	0	3	1
21	Inciarte, E	.400	2	5	1	2	2	0	0	0	0	0	0	0	1	0	.400	.400	.800	5	0	0	0	0
18	Jenista, G	.333	26	81	10	27	39	3	0	3	12	9	0	19	2	3	.402	.481	.884	92	0	1	1	0
17	Lockhart, D	.233	19	60	8	14	21	1	0	2	7	2	0	10	0	2	.266	.350	.616	65	1	1	1	1
54	Martínez, C	.200	11	35	4	7	15	2	0	2	6	2	0	5	0	0	.263	.429	.692	38	0	1	1	2
12	Neslony, T	.326	15	46	9	15	27	4	1	2	11	4	0	8	0	0	.380	.587	.967	50	0	0	0	1
16	Pache, C	.221	26	95	8	21	31	6	2	0	4	8	1	32	1	1	.295	.326	.622	105	0	0	2	4
48	Salazar, A	.160	23	81	7	13	17	2	1	0	2	1	0	23	2	0	.169	.210	.379	83	0	1	0	6
12	Unroe, R	.256	13	39	3	10	15	2	0	1	5	8	1	11	2	0	.388	.385	.772	49	0	1	1	0
1	Valenzuela, L	.169	19	59	4	10	12	2	0	0	4	3	0	14	0	0	.206	.203	.410	63	0	1	0	1
3	Waters, D	.327	27	98	16	32	43	9	1	0	12	8	0	21	3	1	.374	.439	.813	107	0	1	0	1
MIS		.244	28	910	109	222	339	44	8	19	102	75	3	236	21	8	.309	.373	.681	1014	4	9	14	23
OPP		.249	28	882	99	220	315	47	3	14	89	80	4	238	20	5	.316	.357	.674		7	10	11	34

#	Pitchers	W-L	ERA	G	GS	CG	SHO	GF	HLD	SV	SVO	IP	H	R	ER	HR	HBP	BB	IBB	SO	AVG	WP	BK	GDP	BF
4	Anderson, I	1-0	1.78	5	5	0	0	0	0	0	0	25.1	22	6	5	1	1	4	0	34	.229	1	0	3	102
37	Aro, J	0-1	6.43	5	0	0	0	2	0	1	1	7.0	9	5	5	0	1	1	0	3	.321	0	0	1	30
20	Creasy, J	0-0	1.23	6	0	0	0	5	0	3	3	7.1	5	1	1	0	0	2	0	9	.185	1	0	0	29
14	Custodio, C	0-2	2.20	8	1	0	0	4	2	1	1	16.1	12	6	4	0	3	5	1	12	.211	0	0	2	67
9	Davidson, T	3-1	2.57	5	5	0	0	0	0	0	0	28.0	23	8	8	2	1	7	0	33	.232	0	0	3	110
52	De La Cruz, J	2-3	4.88	5	5	0	0	0	0	0	0	27.2	29	16	15	4	1	9	0	25	.271	2	0	4	120
33	Gausman, K	0-0	0.00	1	1	0	0	0	0	0	0	6.0	3	1	0	0	0	0	0	3	.136	0	0	0	22
27	Graham, J	0-0	0.00	3	1	0	0	1	0	1	1	3.1	0	0	0	0	0	3	1	4	.000	1	0	0	14
49	Harrison, J	1-0	5.91	8	0	0	0	4	1	2	2	10.2	10	7	7	0	0	8	0	10	.250	0	0	2	48
39	Hoekstra, K	1-0	0.00	2	0	0	0	0	1	0	0	4.1	4	0	0	0	0	0	0	5	.286	0	0	3	14
11	Hursh, J	2-2	4.70	6	0	0	0	2	1	0	1	7.2	7	5	4	0	0	4	0	4	.259	0	0	1	33
24	Johnstone, C	1-1	5.79	8	0	0	0	4	1	0	1	18.2	27	12	12	1	0	3	2	13	.351	2	0	5	81
8	Muller, K	2-1	2.03	5	5	1	0	0	0	0	0	26.2	21	8	6	0	2	16	0	26	.219	4	0	5	114
2	Roney, B	0-0	2.45	9	0	0	0	4	1	1	1	11.0	8	3	3	2	1	4	0	15	.211	0	0	3	43
40	Santiago, A	0-0	9.00	3	0	0	0	0	0	0	0	7.0	13	7	7	2	0	3	0	4	.406	0	0	0	37
15	Walker, J	0-1	9.00	1	0	0	0	1	0	0	0	1.0	2	1	1	0	0	1	0	2	.400	0	0	0	6
20	Wentz, J	1-2	3.90	5	5	0	0	0	0	0	0	30.0	25	13	13	2	1	10	0	36	.234	2	0	2	121
MIS		14-14	3.44	28	28	1	0	27	7	9	11	238.0	220	99	91	14	11	80	4	238	.249	13	0	34	991

2019 BRAVES IN AUGUST

#	Batters	AVG	G	AB	R	H	TB	2B	3B	HR	RBI	BB	IBB	SO	SB	CS	OBP	SLG	OPS	PA	SAC	SF	HB	DP
4	Adams, L	.057	17	35	1	2	3	1	0	0	2	5	0	15	2	1	.175	.086	.261	40	0	0	0	1
19	Alexander, C	.075	13	40	2	3	9	0	0	2	3	1	0	20	0	0	.098	.225	.323	41	0	0	0	0
26	Casteel, R	.227	28	97	9	22	39	5	0	4	15	9	0	31	0	0	.292	.402	.694	106	0	0	0	0
28	Contreras, W	.290	22	69	8	20	29	6	0	1	3	4	0	21	0	0	.329	.420	.749	73	0	0	0	2
13	Didder, R	.229	27	83	9	19	20	1	0	0	0	12	1	20	11	2	.347	.241	.588	98	0	0	3	1
22	Harris, T	.255	27	98	7	25	39	4	2	2	6	4	0	20	1	1	.291	.398	.689	103	0	0	1	2
18	Jenista, G	.198	27	81	6	16	23	1	0	2	8	5	0	35	0	1	.250	.284	.534	88	0	1	1	1
5	Lien, C	.283	17	60	7	17	36	5	1	4	11	6	0	30	0	0	.348	.600	.948	66	0	0	0	0
17	Lockhart, D	.231	8	26	3	6	13	1	0	2	4	1	0	7	0	0	.286	.500	.786	29	1	0	1	0
54	Martínez, C	.163	19	49	0	8	9	1	0	0	5	0	0	9	3	0	.196	.184	.380	51	0	0	2	0
40	Morales, J	.179	9	28	1	5	7	2	0	0	2	3	0	6	0	0	.250	.250	.500	32	0	1	0	3
16	Pache, C	.273	3	11	0	3	4	1	0	0	1	1	0	2	0	0	.333	.364	.697	12	0	0	0	0
48	Salazar, A	.176	25	68	3	12	13	1	0	0	2	5	1	20	2	1	.233	.191	.424	73	0	0	0	4
9	Shewmake, B	.243	12	37	6	9	9	0	0	0	1	4	0	9	2	0	.326	.243	.569	43	0	1	1	3
12	Unroe, R	.273	23	77	9	21	32	2	0	3	8	7	0	16	1	0	.329	.416	.745	86	1	1	0	1
1	Valenzuela, L	.200	3	5	0	1	2	1	0	0	0	1	0	1	0	0	.333	.400	.733	6	0	0	0	0
3	Waters, D	.100	3	10	1	1	1	0	0	0	0	1	0	5	0	0	.250	.100	.350	12	0	0	1	0
MIS		.211	29	910	73	192	290	32	3	20	71	69	2	281	22	6	.274	.319	.592	997	3	4	11	18
OPP		.250	29	944	104	236	336	35	7	17	95	84	5	220	20	7	.320	.356	.676		7	5	15	16

#	Pitchers	W-L	ERA	G	GS	CG	SHO	GF	HLD	SV	SVO	IP	H	R	ER	HR	HBP	BB	IBB	SO	AVG	WP	BK	GDP	BF
37	Aro, J	0-2	2.77	6	2	0	0	1	0	0	0	13.0	16	6	4	0	0	2	1	7	.302	0	0	1	57
43	Burrows, T	0-3	7.27	7	0	0	0	4	1	0	1	8.2	9	9	7	1	0	6	0	11	.257	2	1	0	42
20	Creasy, J	0-0	5.23	8	0	0	0	6	0	4	6	10.1	14	6	6	2	1	4	1	9	.333	1	0	1	49
14	Custodio, C	2-1	2.92	6	4	0	0	0	0	0	0	24.2	20	9	8	1	2	10	0	19	.233	0	0	4	100
9	Davidson, T	1-0	0.00	1	1	0	0	0	0	0	0	6.0	6	0	0	0	0	2	0	4	.286	0	0	2	23
52	De La Cruz, J	1-1	2.86	5	5	0	0	0	0	0	0	22.0	13	7	7	1	2	9	0	17	.169	0	1	2	88
19	De Paula, J	0-0	0.00	2	0	0	0	2	0	0	0	3.0	2	0	0	0	0	0	0	5	.182	0	0	0	11
27	Graham, J	2-2	3.57	9	0	0	0	2	1	0	0	17.2	16	8	7	1	2	3	1	12	.235	1	0	0	74
49	Harrison, J	0-2	2.40	8	0	0	0	4	0	0	0	15.0	15	4	4	1	2	5	0	16	.254	3	0	0	67
39	Hoekstra, K	0-2	1.13	9	1	0	0	1	3	0	0	16.0	13	8	2	1	0	12	1	16	.213	3	0	0	73
11	Hursh, J	0-0	7.56	4	0	0	0	2	0	0	0	8.1	9	7	7	1	1	2	1	7	.257	1	0	1	38
24	Johnstone, C	1-3	4.65	6	5	0	0	0	0	0	0	31.0	43	17	16	1	2	8	0	17	.336	3	0	4	138
58	Kingham, N	1-3	4.39	5	5	0	0	0	0	0	0	26.2	28	13	13	5	1	8	0	22	.264	0	0	0	116
8	Matzek, T	0-0	0.00	1	0	0	0	0	0	0	0	2.1	0	0	0	0	0	0	0	5	.000	0	0	0	7
8	Muller, K	0-0	---	1	1	0	0	0	0	0	0	0.0	0	0	0	0	0	0	0	0	.000	0	0	0	0
15	Pfeifer, P	0-1	1.17	4	4	0	0	0	0	0	0	23.0	16	3	3	1	0	6	0	29	.195	1	0	0	88
2	Roney, B	1-0	1.69	7	0	0	0	4	2	1	1	10.2	6	2	2	0	0	4	0	19	.162	2	0	1	41
32	Rowen, B	0-0	4.70	6	1	0	0	3	1	0	0	7.2	9	5	4	1	1	2	0	3	.310	0	0	0	34
40	White, B	0-0	0.00	1	0	0	0	0	0	0	0	2.0	1	0	0	0	1	1	0	2	.143	1	0	0	9
MIS		9-20	3.27	29	29	0	0	29	8	5	8	248.0	236	104	90	17	15	84	5	220	.250	18	2	16	1055

2019 BRAVES IN SEPTEMBER

#	Batters	AVG	G	AB	R	H	TB	2B	3B	HR	RBI	BB	IBB	SO	SB	CS	OBP	SLG	OPS	PA	SAC	SF	HB	DP
26	Casteel, R	.400	2	5	1	2	3	1	0	0	2	0	0	0	0	0	.333	.600	.933	6	0	1	0	0
28	Contreras, W	.400	1	5	2	2	2	0	0	0	1	0	0	0	0	0	.400	.400	.800	5	0	0	0	0
13	Didder, R	.000	1	3	0	0	0	0	0	0	0	0	0	0	0	0	.000	.000	.000	3	0	0	0	1
22	Harris, T	.556	2	9	4	5	6	1	0	0	1	0	0	2	0	0	.556	.667	1.222	9	0	0	0	0
18	Jenista, G	.667	2	6	1	4	4	0	0	0	0	2	0	1	0	0	.750	.667	1.417	8	0	0	0	0
5	Lien, C	.125	2	8	2	1	1	0	0	0	0	1	0	4	1	0	.222	.125	.347	9	0	0	0	0
54	Martínez, C	.500	1	4	1	2	2	0	0	0	0	0	0	0	0	0	.500	.500	1.000	4	0	0	0	0
48	Salazar, A	.000	1	3	0	0	0	0	0	0	1	0	0	3	0	0	.000	.000	.000	4	0	1	0	0
9	Shewmake, B	.111	2	9	1	1	1	0	0	0	0	0	0	2	0	0	.111	.111	.222	9	0	0	0	0
12	Unroe, R	.286	2	7	0	2	4	0	1	0	4	2	0	2	1	0	.444	.571	1.016	9	0	0	0	0
	MIS	.308	2	65	12	20	24	2	1	0	10	9	0	16	2	0	.382	.369	.751	76	0	2	0	2
	OPP	.177	2	62	4	11	13	2	0	0	4	5	0	11	0	0	.239	.210	.448		1	0	0	2

#	Pitchers	W-L	ERA	G	GS	CG	SHO	GF	HLD	SV	SVO	IP	H	R	ER	HR	HBP	BB	IBB	SO	AVG	WP	BK	GDP	BF
43	Burrows, T	1-0	0.00	1	0	0	0	0	0	0	0	1.0	1	0	0	0	0	0	0	0	.333	0	0	1	3
20	Creasy, J	0-0	0.00	1	0	0	0	0	0	0	0	1.0	1	0	0	0	0	0	0	0	.250	0	0	0	4
14	Custodio, C	0-0	1.80	1	1	0	0	0	0	0	0	5.0	3	1	1	0	0	2	0	5	.176	0	0	0	20
58	Kingham, N	1-0	2.00	1	1	1	0	0	0	0	0	9.0	4	2	2	0	0	2	0	3	.133	0	0	1	32
2	Roney, B	0-0	4.50	1	0	0	0	1	0	1	1	2.0	2	1	1	0	0	1	0	3	.250	0	0	0	9
	MIS	2-0	2.00	2	2	1	0	1	0	1	1	18.0	11	4	4	0	0	5	0	11	.177	0	0	2	68

2019 BRAVES VS BILOXI

#	Batters	AVG	G	AB	R	H	TB	2B	3B	HR	RBI	BB	IBB	SO	SB	CS	OBP	SLG	OPS	PA	SAC	SF	HB	DP
4	Adams, L	.000	5	10	0	0	0	0	0	0	0	0	0	4	0	0	.000	.000	.000	10	0	0	0	1
26	Casteel, R	.309	20	68	10	21	44	5	0	6	21	7	1	22	0	0	.373	.647	1.020	75	0	0	0	1
28	Contreras, W	.212	15	52	3	11	13	2	0	0	1	3	0	13	0	0	.255	.250	.504	55	0	0	0	2
13	Didder, R	.213	15	47	4	10	12	2	0	0	1	6	0	14	2	0	.339	.255	.595	56	0	0	3	0
27	Graham, J	.000	5	0	0	0	0	0	0	0	0	0	0	0	0	0	.000	.000	.000	0	0	0	0	0
22	Harris, T	.313	5	16	2	5	7	2	0	0	1	1	0	7	0	0	.389	.438	.826	18	0	0	1	1
21	Inciarte, E	.400	2	5	1	2	2	0	0	0	0	0	0	0	1	0	.400	.400	.800	5	0	0	0	0
18	Jenista, G	.209	16	43	5	9	15	0	0	2	7	4	0	21	0	0	.277	.349	.625	47	0	0	0	0
5	Lien, C	.222	7	18	2	4	8	1	0	1	3	6	0	11	1	0	.417	.444	.861	24	0	0	0	0
17	Lockhart, D	.188	14	32	3	6	8	2	0	0	6	3	0	7	0	0	.250	.250	.500	37	1	1	0	2
54	Martínez, C	.042	7	24	0	1	1	0	0	0	1	3	0	2	1	0	.148	.042	.190	27	0	0	0	3
40	Morales, J	.667	1	3	0	2	3	1	0	0	0	0	0	0	0	0	.667	1.000	.667	3	0	0	0	0
12	Neslony, T	.315	16	54	11	17	26	4	1	1	9	3	0	11	0	1	.362	.481	.844	58	0	0	1	1
16	Pache, C	.267	13	45	4	12	25	4	0	3	10	4	0	10	0	2	.327	.556	.882	49	0	0	0	1
48	Salazar, A	.177	19	62	3	11	13	0	1	0	2	4	1	18	0	1	.227	.210	.437	66	0	0	0	4
9	Shewmake, B	.571	3	7	3	4	4	0	0	0	0	2	0	1	0	0	.700	.571	1.271	10	0	0	1	0
12	Unroe, R	.355	21	76	9	27	39	3	0	3	10	8	1	12	4	0	.424	.513	.937	85	0	0	1	2
3	Waters, D	.382	15	55	14	21	29	6	1	0	3	5	0	14	4	0	.426	.527	.954	61	0	1	0	1
MIS		.246	21	694	77	171	257	32	3	16	76	61	3	194	13	5	.313	.370	.683	766	2	2	7	20
OPP		.252	21	674	85	170	249	30	5	13	76	69	1	183	18	7	.327	.369	.697	766	8	6	9	17

#	Pitchers	W-L	ERA	G	GS	CG	SHO	GF	HLD	SV	SVO	IP	H	R	ER	HR	HBP	BB	IBB	SO	AVG	WP	BK	GDP	BF
4	Anderson, I	1-1	4.63	2	2	0	0	0	0	0	0	11.2	10	6	6	3	0	3	0	13	.233	1	0	0	48
37	Aro, J	0-1	2.57	3	1	0	0	2	0	0	0	7.0	6	2	2	0	0	0	0	5	.240	0	0	1	26
43	Burrows, T	0-1	7.71	3	0	0	0	0	1	0	0	4.2	4	4	4	0	0	3	0	6	.222	1	0	0	21
20	Creasy, J	0-0	3.00	2	0	0	0	2	0	1	1	3.0	3	1	1	0	0	1	0	5	.250	0	0	0	13
14	Custodio, C	0-1	7.16	7	2	0	0	2	1	1	1	16.1	21	14	13	1	2	4	0	11	.318	2	0	2	74
9	Davidson, T	1-2	2.50	3	3	0	0	0	0	0	0	18.0	17	5	5	2	0	5	0	19	.262	0	0	2	71
52	De La Cruz, J	1-1	2.66	4	4	0	0	0	0	0	0	23.2	18	8	7	0	1	13	0	23	.212	2	1	2	100
19	De Paula, J	0-0	0.00	1	0	0	0	1	0	0	0	1.0	0	0	0	0	0	0	0	1	.000	0	0	0	3
27	Graham, J	2-1	6.00	5	0	0	0	2	0	0	1	6.0	8	4	4	1	2	3	0	3	.308	0	0	0	31
49	Harrison, J	0-1	2.45	5	0	0	0	4	0	0	0	7.1	9	2	2	0	0	1	0	7	.300	1	0	0	32
39	Hoekstra, K	0-0	0.00	1	0	0	0	0	0	0	0	3.0	2	0	0	0	0	0	0	5	.182	0	0	0	11
11	Hursh, J	1-1	6.30	6	0	0	0	2	0	0	0	10.0	10	8	7	1	1	5	1	4	.263	4	0	0	46
24	Johnstone, C	0-0	1.93	5	1	0	0	2	1	0	0	14.0	12	3	3	0	0	3	0	12	.231	1	0	2	55
58	Kingham, N	0-1	5.40	1	1	0	0	0	0	0	0	5.0	7	3	3	2	0	1	0	4	.333	0	0	0	22
8	Muller, K	1-1	5.59	4	4	0	0	0	0	0	0	19.1	19	13	12	1	2	14	0	22	.271	5	0	4	87
2	Roney, B	0-0	5.40	4	0	0	0	1	0	1	1	5.0	5	3	3	1	0	2	0	7	.278	1	0	2	20
40	Santiago, A	0-0	0.00	2	0	0	0	0	0	0	0	4.0	1	0	0	0	0	3	0	5	.077	0	0	0	16
15	Walker, J	0-0	0.00	4	0	0	0	3	0	2	2	5.0	4	0	0	0	1	2	0	9	.235	0	0	1	20
20	Wentz, J	1-1	4.76	3	3	0	0	0	0	0	0	17.0	14	9	9	1	0	6	0	22	.230	0	0	1	70
MIS		8-13	4.03	21	21	0	0	21	3	5	6	181.0	170	85	81	13	9	69	1	183	.252	18	1	17	766
OPP		13-8	3.59	21	21	0	0	21	9	11	13	183.0	171	77	73	16	7	61	3	194	.246	10	1	20	766

2019 BRAVES VS BIRMINGHAM

#	Batters	AVG	G	AB	R	H	TB	2B	3B	HR	RBI	BB	IBB	SO	SB	CS	OBP	SLG	OPS	PA	SAC	SF	HB	DP
4	Adams, L	.000	5	6	0	0	0	0	0	0	0	1	0	3	1	0	.143	.000	.143	7	0	0	0	0
19	Alexander, C	.091	3	11	0	1	1	0	0	0	0	0	0	4	0	0	.091	.091	.182	11	0	0	0	0
26	Casteel, R	.257	10	35	3	9	15	3	0	1	4	4	0	8	0	0	.333	.429	.762	39	0	0	0	0
28	Contreras, W	.077	4	13	1	1	4	0	0	1	1	0	0	5	0	0	.077	.308	.385	13	0	0	0	0
13	Didder, R	.179	10	28	3	5	6	1	0	0	2	6	0	10	1	0	.324	.214	.538	34	0	0	0	0
22	Harris, T	.294	5	17	2	5	8	0	0	1	2	0	0	2	1	0	.294	.471	.765	17	0	0	0	0
18	Jenista, G	.077	4	13	0	1	1	0	0	0	0	0	0	2	0	0	.077	.077	.154	13	0	0	0	0
5	Lien, C	.333	2	3	0	1	1	0	0	0	0	0	0	2	0	0	.333	.333	.667	3	0	0	0	0
17	Lockhart, D	.250	4	12	0	3	3	0	0	0	0	0	0	5	1	0	.308	.250	.558	13	0	0	1	0
54	Martínez, C	.083	4	12	0	1	1	0	0	0	1	0	0	1	1	0	.154	.083	.237	14	1	0	1	0
18	Michel, R	.250	1	4	0	1	3	0	1	0	0	0	0	2	0	0	.250	.750	1.000	4	0	0	0	0
40	Morales, J	.125	8	24	1	3	4	1	0	0	2	3	0	3	0	0	.207	.167	.374	29	0	2	0	2
12	Neslony, T	.000	1	2	0	0	0	0	0	0	0	0	0	2	0	0	.000	.000	.000	2	0	0	0	0
16	Pache, C	.304	5	23	3	7	11	2	1	0	2	0	0	6	1	1	.304	.478	.783	23	0	0	0	0
48	Salazar, A	.125	9	32	2	4	5	1	0	0	2	1	0	7	0	0	.152	.156	.308	33	0	0	0	1
9	Shewmake, B	.143	2	7	1	1	1	0	0	0	0	0	0	1	0	0	.143	.143	.286	7	0	0	0	1
12	Unroe, R	.120	8	25	2	3	5	0	1	0	3	1	0	6	1	0	.148	.200	.348	28	1	1	0	0
1	Valenzuela, L	.500	4	14	2	7	10	1	1	0	1	1	0	2	0	1	.533	.714	1.248	15	0	0	0	0
3	Waters, D	.095	5	21	2	2	2	0	0	0	1	2	0	10	2	0	.174	.095	.269	23	0	0	0	0
32	Wilkins, A	.313	5	16	3	5	10	2	0	1	1	2	0	4	0	0	.421	.625	1.046	19	0	0	1	0
MIS		.189	10	318	25	60	91	11	4	4	22	21	0	85	9	2	.243	.286	.530	347	2	3	3	4
OPP		.231	10	321	27	74	99	14	1	3	26	20	0	84	6	4	.276	.308	.585	345	1	2	1	8

#	Pitchers	W-L	ERA	G	GS	CG	SHO	GF	HLD	SV	SVO	IP	H	R	ER	HR	HBP	BB	IBB	SO	AVG	WP	BK	GDP	BF
4	Anderson, I	0-0	1.59	1	1	0	0	0	0	0	0	5.2	7	1	1	0	0	0	0	5	.292	0	0	0	24
37	Aro, J	0-1	3.00	2	0	0	0	2	0	0	0	3.0	4	2	1	0	0	0	0	1	.308	0	0	0	13
43	Burrows, T	0-0	0.00	1	0	0	0	1	0	0	0	1.0	1	0	0	0	0	0	0	0	.250	0	0	0	4
20	Creasy, J	0-0	0.00	1	0	0	0	1	0	1	1	1.0	1	0	0	0	0	0	0	0	.250	0	0	0	4
14	Custodio, C	0-2	5.40	2	1	0	0	1	0	0	0	6.2	9	4	4	0	0	4	0	8	.346	1	0	2	31
9	Davidson, T	1-0	0.00	1	1	0	0	0	0	0	0	8.0	5	0	0	0	0	2	0	4	.192	0	0	3	28
52	De La Cruz, J	1-0	0.00	1	1	0	0	0	0	0	0	5.0	1	0	0	0	0	1	0	4	.067	0	0	1	16
27	Graham, J	0-0	4.50	2	0	0	0	1	1	0	0	2.0	2	1	1	0	0	0	0	0	.250	1	0	0	8
49	Harrison, J	0-1	9.00	2	0	0	0	1	0	0	1	3.0	3	3	3	1	0	1	0	3	.250	1	0	0	13
39	Hoekstra, K	0-0	0.00	1	0	0	0	0	1	0	0	2.0	0	0	0	0	0	3	0	2	.000	1	0	0	8
11	Hursh, J	0-0	0.00	2	0	0	0	0	0	0	0	4.0	2	0	0	0	0	0	0	5	.143	0	0	0	14
24	Johnstone, C	0-1	9.00	2	1	0	0	1	0	0	0	6.0	11	6	6	0	0	1	0	3	.393	1	0	1	29
58	Kingham, N	1-0	0.00	1	1	0	0	0	0	0	0	7.0	3	0	0	0	0	2	0	8	.130	0	0	0	26
8	Matzek, T	0-0	0.00	1	0	0	0	0	0	0	0	1.0	1	0	0	0	0	0	0	1	.250	0	0	0	4
8	Matzek, T	0-0	0.00	1	0	0	0	0	0	0	0	2.1	0	0	0	0	0	0	0	5	.000	0	0	0	7
8	Muller, K	1-0	1.59	1	1	0	0	0	0	0	0	5.2	3	1	1	0	0	2	0	8	.158	0	0	0	21
15	Pfeifer, P	0-0	1.13	1	1	0	0	0	0	0	0	8.0	7	1	1	0	0	0	0	10	.241	0	0	0	29
2	Roney, B	0-0	0.00	1	0	0	0	0	0	0	0	1.0	0	0	0	0	0	1	0	2	.000	0	0	0	4
32	Rowen, B	0-0	9.00	2	0	0	0	2	0	0	0	2.0	3	2	2	0	0	1	0	2	.375	0	0	0	10
40	Santiago, A	0-0	0.00	1	0	0	0	0	0	0	0	2.1	0	0	0	0	0	0	0	1	.000	0	0	0	7
15	Walker, J	0-0	4.50	1	1	0	0	0	0	0	0	6.0	8	3	3	1	0	0	0	8	.320	0	0	0	25
20	Wentz, J	0-1	3.00	1	1	0	0	0	0	0	0	6.0	4	3	2	1	1	2	0	5	.190	0	0	1	24
MIS		4-6	2.57	10	10	0	0	10	2	1	2	87.2	74	27	25	3	1	20	0	84	.231	5	0	8	345
OPP		6-4	2.05	10	10	0	0	10	1	2	4	88.0	60	25	20	4	3	21	0	85	.189	5	0	4	347

2019 BRAVES VS CHATTANOOGA

#	Batters	AVG	G	AB	R	H	TB	2B	3B	HR	RBI	BB	IBB	SO	SB	CS	OBP	SLG	OPS	PA	SAC	SF	HB	DP
54	Martínez, C	.267	6	15	1	4	5	1	0	0	0	0	0	3	1	0	.267	.333	.600	15	0	0	0	0
40	Morales, J	.357	4	14	5	5	7	2	0	0	2	3	0	2	0	0	.471	.500	.971	17	0	0	0	1
16	Pache, C	.300	5	20	4	6	15	1	1	2	6	4	0	7	0	0	.417	.750	1.167	24	0	0	0	0
48	Salazar, A	.212	9	33	2	7	8	1	0	0	2	2	0	12	1	1	.250	.242	.492	36	0	1	0	0
19	Schwartz, G	.000	4	7	1	0	0	0	0	0	0	2	0	2	0	0	.222	.000	.222	9	0	0	0	0
9	Shewmake, B	.071	4	14	1	1	1	0	0	0	1	0	0	6	0	0	.067	.071	.138	15	0	1	0	1
12	Unroe, R	.400	5	20	1	8	11	1	1	0	6	2	0	5	1	0	.455	.550	1.005	22	0	0	0	0
1	Valenzuela, L	.263	4	19	2	5	13	2	0	2	7	0	0	4	0	0	.263	.684	.947	19	0	0	0	2
3	Waters, D	.348	5	23	2	8	11	3	0	0	2	1	0	10	0	0	.375	.478	.853	24	0	0	0	0
32	Wilkins, A	.333	4	9	0	3	3	0	0	0	0	1	0	3	0	0	.400	.333	.733	10	0	0	0	0
MIS		.252	10	341	51	86	141	19	3	10	47	40	1	101	6	2	.330	.413	.743	386	0	3	1	7
OPP		.222	10	333	44	74	97	11	0	4	36	37	1	79	7	2	.303	.291	.594	381	5	3	3	6

#	Pitchers	W-L	ERA	G	GS	CG	SHO	GF	HLD	SV	SVO	IP	H	R	ER	HR	HBP	BB	IBB	SO	AVG	WP	BK	GDP	BF
4	Anderson, I	0-0	0.00	1	1	0	0	0	0	0	0	4.2	3	1	0	0	0	3	0	5	.167	1	0	0	21
37	Aro, J	2-1	9.00	3	1	0	0	0	0	0	1	6.0	11	8	6	2	0	0	0	5	.407	0	0	1	28
43	Burrows, T	1-1	0.00	2	0	0	0	1	0	0	0	2.0	3	1	0	0	0	0	0	1	.375	0	0	1	8
20	Creasy, J	0-0	12.00	3	0	0	0	1	0	1	2	3.0	6	4	4	1	0	1	1	1	.462	0	0	0	15
14	Custodio, C	0-0	1.80	1	1	0	0	0	0	0	0	5.0	3	1	1	0	0	2	0	5	.176	0	0	0	20
9	Davidson, T	0-0	1.80	1	1	0	0	0	0	0	0	5.0	5	2	1	0	0	1	0	7	.263	0	0	1	20
52	De La Cruz, J	0-0	1.80	1	1	0	0	0	0	0	0	5.0	2	1	1	0	1	1	0	2	.125	0	0	1	18
19	De Paula, J	0-0	0.00	1	0	0	0	1	0	0	0	2.0	2	0	0	0	0	0	0	4	.250	0	0	0	8
27	Graham, J	0-1	3.60	3	0	0	0	2	1	1	1	5.0	3	3	2	0	0	2	0	5	.158	0	0	0	21
49	Harrison, J	0-0	0.00	2	0	0	0	0	1	0	0	4.2	5	0	0	0	0	2	0	4	.278	0	0	0	20
39	Hoekstra, K	0-0	0.00	1	0	0	0	0	0	0	0	1.0	1	4	0	0	0	3	0	1	.167	1	0	0	9
11	Hursh, J	0-0	0.00	3	0	0	0	2	0	1	1	6.0	0	0	0	0	0	0	0	5	.000	0	0	0	18
24	Johnstone, C	0-0	1.74	2	2	0	0	0	0	0	0	10.1	13	2	2	0	1	1	0	2	.310	0	0	1	44
58	Kingham, N	1-0	2.00	1	1	1	0	0	0	0	0	9.0	4	2	2	0	0	2	0	3	.133	0	0	1	32
33	Mader, M	1-0	5.40	2	0	0	0	0	0	0	0	5.0	1	3	3	0	1	5	0	5	.063	0	0	0	22
8	Muller, K	0-0	16.20	1	1	0	0	0	0	0	0	1.2	0	3	3	0	0	6	0	4	.000	3	0	0	11
15	Pfeifer, P	1-0	4.50	3	0	0	0	1	0	0	0	4.0	2	3	2	1	0	5	0	3	.143	0	0	0	20
2	Roney, B	0-0	4.50	2	0	0	0	1	1	1	1	4.0	4	2	2	0	0	1	0	8	.250	1	0	0	17
20	Wentz, J	0-0	0.00	1	1	0	0	0	0	0	0	4.2	3	1	0	0	0	1	0	7	.200	2	0	0	18
40	Ynoa, H	0-1	13.50	1	0	0	0	0	0	0	0	2.0	3	3	3	0	0	1	0	2	.333	0	0	0	11
MIS		6-4	3.20	10	10	1	0	9	3	4	6	90.0	74	44	32	4	3	37	1	79	.222	8	0	6	381
OPP		4-6	5.06	10	10	0	0	10	0	2	4	89.0	86	51	50	10	1	40	1	101	.252	5	0	7	386

2019 BRAVES VS JACKSON

#	Batters	AVG	G	AB	R	H	TB	2B	3B	HR	RBI	BB	IBB	SO	SB	CS	OBP	SLG	OPS	PA	SAC	SF	HB	DP
26	Casteel, R	.265	15	49	5	13	21	3	1	1	11	7	0	12	0	0	.351	.429	.779	57	0	1	0	2
28	Contreras, W	.174	10	23	5	4	11	1	0	2	5	5	0	3	0	0	.333	.478	.812	30	0	1	1	2
13	Didder, R	.242	13	33	9	8	14	3	0	1	4	4	0	10	6	0	.375	.424	.799	40	0	0	3	0
22	Harris, T	.182	4	11	0	2	2	0	0	0	2	0	0	4	0	0	.182	.182	.364	11	0	0	0	0
18	Jenista, G	.194	12	31	1	6	8	0	1	0	7	6	0	6	0	0	.293	.258	.551	41	0	4	0	1
17	Lockhart, D	.269	10	26	2	7	7	0	0	0	1	2	0	3	0	1	.345	.269	.614	29	0	0	1	0
54	Martínez, C	.143	8	21	2	3	3	0	0	0	0	2	0	6	0	0	.217	.143	.360	24	1	0	0	3
12	Neslony, T	.429	7	21	4	9	13	1	0	1	2	3	0	6	2	0	.520	.619	1.139	25	0	0	1	1
16	Pache, C	.308	15	52	9	16	30	6	1	2	8	4	0	12	2	0	.368	.577	.945	57	0	0	1	1
48	Salazar, A	.216	12	37	2	8	10	2	0	0	2	0	0	9	0	1	.216	.270	.486	37	0	0	0	1
40	Santiago, A	.000	2	2	0	0	0	0	0	0	0	0	0	1	0	0	.000	.000	.000	2	0	0	0	0
12	Unroe, R	.375	9	32	7	12	15	3	0	0	6	4	0	4	1	0	.444	.469	.913	36	0	0	0	0
1	Valenzuela, L	.240	9	25	2	6	7	1	0	0	1	3	0	7	0	0	.321	.280	.601	28	0	0	0	1
3	Waters, D	.250	15	48	5	12	16	2	1	0	5	4	0	13	1	1	.321	.333	.654	53	0	0	1	0
MIS		.243	15	441	56	107	158	22	4	7	55	44	0	114	14	3	.319	.358	.677	502	3	6	8	12
OPP		.184	15	423	35	78	109	15	2	4	29	47	2	126	12	3	.267	.258	.524	479	3	4	2	8

#	Pitchers	W-L	ERA	G	GS	CG	SHO	GF	HLD	SV	SVO	IP	H	R	ER	HR	HBP	BB	IBB	SO	AVG	WP	BK	GDP	BF
4	Anderson, I	2-0	0.52	3	3	0	0	0	0	0	0	17.1	8	2	1	0	1	7	0	32	.127	0	0	0	72
37	Aro, J	1-0	6.75	1	0	0	0	0	0	0	0	1.1	2	1	1	0	0	0	0	2	.333	1	0	0	6
43	Burrows, T	0-0	3.00	2	0	0	0	2	0	0	0	3.0	3	1	1	0	0	0	0	3	.250	0	0	0	12
20	Creasy, J	0-0	0.00	2	0	0	0	2	0	2	2	2.0	1	0	0	0	0	1	0	1	.143	1	0	0	8
14	Custodio, C	1-0	0.00	3	0	0	0	1	0	1	1	9.0	2	0	0	0	0	0	0	7	.071	0	0	1	28
9	Davidson, T	1-0	1.08	2	2	0	0	0	0	0	0	8.1	5	2	1	1	1	3	0	12	.172	1	0	2	33
52	De La Cruz, J	0-2	6.35	3	2	0	0	0	0	0	0	11.1	14	8	8	2	0	5	0	7	.304	1	0	0	53
27	Graham, J	0-0	0.00	5	1	0	0	3	0	1	1	6.2	1	2	0	0	0	6	1	9	.050	3	0	0	27
49	Harrison, J	0-0	0.00	3	0	0	0	1	1	0	0	4.0	2	0	0	0	0	2	0	4	.143	0	0	0	16
39	Hoekstra, K	1-0	0.00	1	0	0	0	0	0	0	0	1.2	1	0	0	0	0	0	0	3	.200	0	0	1	5
11	Hursh, J	2-0	9.00	4	0	0	0	0	0	0	0	4.0	5	4	4	0	0	3	0	2	.294	1	1	0	20
24	Johnstone, C	1-0	0.00	2	1	0	0	0	1	0	0	9.0	2	0	0	0	0	1	0	7	.071	2	0	2	29
8	Muller, K	0-3	3.93	3	3	2	0	0	0	0	0	18.1	16	10	8	1	0	6	0	15	.232	1	0	2	75
2	Roney, B	0-0	3.86	2	0	0	0	2	0	0	0	2.1	2	1	1	0	0	0	0	3	.222	0	0	0	9
40	Santiago, A	0-0	2.70	2	1	0	0	0	0	0	0	6.2	5	2	2	0	0	6	0	4	.217	2	0	0	30
15	Walker, J	0-0	0.00	2	0	0	0	2	0	2	2	4.0	1	0	0	0	0	0	0	5	.077	0	0	0	13
20	Wentz, J	1-0	2.00	2	2	0	0	0	0	0	0	9.0	8	2	2	0	0	7	1	10	.235	1	0	0	43
MIS		10-5	2.21	15	15	2	0	13	2	6	6	118.0	78	35	29	4	2	47	2	126	.184	14	1	8	479
OPP		5-10	3.74	15	15	2	2	13	6	2	5	118.0	107	56	49	7	8	44	0	114	.243	2	0	12	502

2019 BRAVES VS JACKSONVILLE

#	Batters	AVG	G	AB	R	H	TB	2B	3B	HR	RBI	BB	IBB	SO	SB	CS	OBP	SLG	OPS	PA	SAC	SF	HB	DP
19	Alexander, C	.118	5	17	2	2	8	0	0	2	3	1	0	6	0	0	.167	.471	.637	18	0	0	0	0
26	Casteel, R	.194	19	67	5	13	24	0	1	3	10	6	0	21	0	0	.270	.358	.628	74	0	0	1	2
28	Contreras, W	.320	8	25	5	8	10	2	0	0	1	3	0	6	0	0	.414	.400	.814	29	0	0	1	1
13	Didder, R	.228	20	57	7	13	19	3	0	1	5	8	0	23	7	2	.328	.333	.662	67	0	1	1	0
22	Harris, T	.381	5	21	1	8	14	1	1	1	1	1	0	3	0	0	.409	.667	1.076	22	0	0	0	0
18	Jenista, G	.222	10	36	3	8	16	2	0	2	2	3	0	10	1	1	.300	.444	.744	40	0	0	1	0
5	Lien, C	.152	11	33	3	5	8	0	0	1	1	1	0	17	1	0	.176	.242	.419	34	0	0	0	0
17	Lockhart, D	.283	15	46	8	13	18	2	0	1	4	2	0	9	1	1	.333	.391	.725	52	1	1	2	0
54	Martínez, C	.346	10	26	1	9	10	1	0	0	4	2	0	6	0	0	.414	.385	.798	29	0	0	1	1
18	Michel, R	.000	4	4	0	0	0	0	0	0	0	0	0	4	0	0	.000	.000	.000	4	0	0	0	0
40	Morales, J	.133	8	30	0	4	4	0	0	0	0	0	0	4	0	0	.133	.133	.267	31	1	0	0	2
12	Neslony, T	.190	10	21	1	4	4	0	0	0	0	6	0	4	0	1	.393	.190	.583	28	0	0	1	1
16	Pache, C	.310	16	58	5	18	23	3	1	0	3	7	0	15	0	2	.394	.397	.790	66	0	0	1	2
48	Salazar, A	.218	18	55	5	12	13	1	0	0	5	2	0	15	1	1	.246	.236	.482	59	2	0	0	3
12	Unroe, R	.175	12	40	3	7	10	0	0	1	8	5	0	10	2	1	.261	.250	.511	46	0	1	0	0
1	Valenzuela, L	.167	12	30	1	5	8	1	1	0	2	1	1	5	0	0	.219	.267	.485	32	0	0	1	0
3	Waters, D	.351	16	57	10	20	28	4	2	0	6	1	0	15	2	2	.367	.491	.858	60	0	1	1	0
32	Wilkins, A	.167	4	12	0	2	3	1	0	0	3	1	0	6	0	0	.231	.250	.481	13	0	0	0	0
MIS		.233	21	673	63	157	228	23	6	12	59	52	1	195	15	11	.298	.339	.637	750	8	5	12	12
OPP		.214	21	667	60	143	196	26	3	7	55	64	5	181	15	2	.292	.294	.586	755	7	5	11	11

#	Pitchers	W-L	ERA	G	GS	CG	SHO	GF	HLD	SV	SVO	IP	H	R	ER	HR	HBP	BB	IBB	SO	AVG	WP	BK	GDP	BF
4	Anderson, I	1-0	1.45	3	3	0	0	0	0	0	0	18.2	12	4	3	0	0	6	0	26	.182	1	0	1	73
37	Aro, J	0-0	0.00	5	0	0	0	0	0	0	0	7.2	6	0	0	0	1	0	0	4	.207	0	0	1	30
43	Burrows, T	0-0	0.00	2	0	0	0	0	1	0	0	2.1	1	0	0	0	0	2	0	5	.125	1	1	0	10
20	Creasy, J	0-0	2.70	5	0	0	0	3	0	1	2	6.2	6	2	2	1	0	2	0	7	.240	0	0	1	27
14	Custodio, C	1-1	0.00	6	1	0	0	1	1	0	0	11.2	6	1	0	0	1	7	1	11	.158	0	0	1	47
9	Davidson, T	0-1	3.97	3	3	0	0	0	0	0	0	11.1	10	9	5	0	1	8	0	14	.256	1	0	1	52
52	De La Cruz, J	0-3	10.50	3	3	0	0	0	0	0	0	12.0	14	15	14	2	3	10	0	12	.298	2	0	1	63
33	Gausman, K	0-0	0.00	1	1	0	0	0	0	0	0	6.0	3	1	0	0	0	0	0	3	.136	0	0	0	22
27	Graham, J	0-0	2.70	4	0	0	0	2	0	1	1	6.2	6	2	2	0	0	2	1	6	.273	0	0	0	25
49	Harrison, J	1-2	4.50	6	0	0	0	4	0	0	0	8.0	6	5	4	1	1	3	0	11	.200	1	0	0	34
39	Hoekstra, K	0-1	0.00	2	0	0	0	1	0	0	0	2.0	2	1	0	0	0	2	1	2	.250	0	0	0	10
11	Hursh, J	0-1	3.38	5	0	0	0	2	1	1	3	5.1	8	2	2	0	0	0	0	2	.348	0	0	1	23
24	Johnstone, C	2-1	6.17	5	1	0	0	2	0	1	1	11.2	17	8	8	1	0	3	2	8	.347	0	0	1	53
58	Kingham, N	0-0	3.00	1	1	0	0	0	0	0	0	6.0	5	2	2	1	1	1	0	5	.217	0	0	0	25
8	Muller, K	2-0	0.00	3	3	0	0	0	0	0	0	19.1	11	0	0	0	1	10	0	18	.169	1	0	3	77
15	Pfeifer, P	0-1	3.60	1	1	0	0	0	0	0	0	5.0	2	2	2	1	0	4	0	6	.118	1	0	0	21
2	Roney, B	0-0	2.08	4	0	0	0	2	2	0	0	4.1	4	1	1	0	1	0	0	7	.235	0	0	0	18
32	Rowen, B	0-0	0.00	2	0	0	0	1	0	0	0	2.2	2	0	0	0	0	0	0	0	.222	0	0	0	9
40	Santiago, A	0-0	9.00	1	0	0	0	0	0	0	0	3.0	6	3	3	0	0	1	0	1	.429	0	0	0	16
15	Walker, J	1-0	0.00	3	0	0	0	2	0	0	0	9.0	7	0	0	0	0	0	0	8	.206	0	0	0	34
18	Weigel, P	0-0	0.00	1	1	0	0	0	0	0	0	3.0	0	0	0	0	1	0	0	4	.000	0	0	0	10
20	Wentz, J	2-0	0.46	3	3	0	0	0	0	0	0	19.2	7	1	1	0	0	3	0	18	.108	0	0	0	68
40	Ynoa, H	0-0	4.50	1	0	0	0	1	0	1	1	2.0	2	1	1	0	0	0	0	3	.250	0	0	0	8
MIS		10-11	2.45	21	21	0	0	21	5	5	8	184.0	143	60	50	7	11	64	5	181	.214	8	1	11	755
OPP		11-10	2.88	21	21	1	0	20	3	5	8	184.1	157	63	59	12	12	52	1	195	.233	6	1	12	750

2019 BRAVES VS MOBILE (RCK CITY)

#	Batters	AVG	G	AB	R	H	TB	2B	3B	HR	RBI	BB	IBB	SO	SB	CS	OBP	SLG	OPS	PA	SAC	SF	HB	DP
19	Alexander, C	.154	4	13	0	2	3	1	0	0	2	2	0	2	0	0	.250	.231	.481	16	0	1	0	1
26	Casteel, R	.320	14	50	5	16	27	5	0	2	8	4	0	17	0	0	.370	.540	.910	54	0	0	0	0
28	Contreras, W	.148	8	27	1	4	5	1	0	0	2	0	0	4	0	0	.148	.185	.333	27	0	0	0	1
14	Custodio, C	.000	1	0	0	0	0	0	0	0	0	0	0	0	0	1	.000	.000	.000	0	0	0	0	0
13	Didder, R	.222	16	54	10	12	21	3	0	2	5	7	0	21	4	2	.323	.389	.712	62	0	0	1	0
22	Harris, T	.263	5	19	4	5	8	1	1	0	1	0	0	4	0	0	.333	.421	.754	21	0	0	2	1
18	Jenista, G	.333	10	33	4	11	11	0	0	0	2	6	0	7	1	1	.436	.333	.769	39	0	0	0	0
5	Lien, C	.133	6	15	1	2	2	0	0	0	0	6	0	9	1	0	.381	.133	.514	21	0	0	0	0
17	Lockhart, D	.286	13	42	8	12	20	2	0	2	4	4	0	7	1	1	.348	.476	.824	47	1	0	0	0
54	Martínez, C	.136	8	24	4	6	12	0	0	2	5	3	0	3	0	0	.379	.500	.879	29	0	0	2	1
40	Morales, J	.353	6	17	3	6	6	0	0	0	1	4	0	5	0	0	.476	.353	.829	21	0	0	0	0
12	Neslony, T	.238	6	21	5	5	6	1	0	0	1	4	0	4	2	0	.360	.286	.646	25	0	0	0	0
16	Pache, C	.319	19	69	12	22	39	5	3	2	13	6	0	22	1	3	.368	.565	.934	77	1	1	0	1
48	Salazar, A	.136	16	59	2	8	9	1	0	0	1	0	0	22	2	2	.150	.153	.302	60	0	0	0	2
19	Schwartz, G	.125	6	16	2	2	2	0	0	0	0	2	0	7	0	0	.222	.125	.347	18	0	0	0	0
12	Unroe, R	.227	6	22	0	5	7	2	0	0	1	1	0	7	0	0	.261	.318	.579	23	0	0	0	0
1	Valenzuela, L	.160	14	50	7	8	10	2	0	0	5	2	0	12	0	0	.189	.200	.389	53	0	1	0	0
3	Waters, D	.329	19	76	11	25	42	8	0	3	13	5	0	20	1	2	.370	.553	.923	81	0	0	0	0
32	Wilkins, A	.125	8	24	2	3	3	0	0	0	2	5	0	12	0	0	.267	.125	.392	30	0	1	0	0
MIS		.244	20	631	81	154	233	32	4	13	65	62	0	185	13	12	.315	.369	.684	704	2	4	5	7
OPP		.248	20	629	81	156	221	33	1	10	74	67	1	156	9	5	.322	.351	.673	706	1	5	4	16

#	Pitchers	W-L	ERA	G	GS	CG	SHO	GF	HLD	SV	SVO	IP	H	R	ER	HR	HBP	BB	IBB	SO	AVG	WP	BK	GDP	BF
4	Anderson, I	2-0	1.93	4	4	1	0	0	0	0	0	23.1	14	7	5	1	0	8	0	27	.167	3	0	0	93
37	Aro, J	0-0	4.76	5	0	0	0	2	0	1	1	11.1	8	6	6	0	0	6	0	7	.205	0	0	0	45
43	Burrows, T	0-0	0.00	2	0	0	0	1	0	0	0	2.2	0	0	0	0	0	0	0	2	.000	0	0	0	8
20	Creasy, J	0-0	0.00	2	0	0	0	2	0	0	0	2.0	2	0	0	0	0	0	0	2	.250	0	0	0	9
14	Custodio, C	1-0	2.25	3	0	0	0	1	0	0	0	4.0	2	1	1	0	0	1	0	4	.154	0	0	1	14
9	Davidson, T	1-0	1.77	4	4	0	0	0	0	0	0	20.1	13	5	4	1	0	11	0	22	.178	1	0	2	84
52	De La Cruz, J	1-0	2.77	2	2	0	0	0	0	0	0	13.0	12	4	4	1	0	1	0	6	.245	1	0	2	50
27	Graham, J	1-1	3.68	6	0	0	0	5	1	2	3	7.1	4	3	3	1	1	3	0	7	.160	0	0	1	29
49	Harrison, J	1-0	4.50	5	0	0	0	2	1	0	0	4.0	5	2	2	0	0	2	0	8	.313	0	0	0	18
39	Hoekstra, K	0-0	0.00	1	0	0	0	0	1	0	0	2.2	3	0	0	0	0	0	0	2	.333	0	0	2	9
11	Hursh, J	0-0	0.00	4	0	0	0	0	1	0	0	4.0	1	0	0	0	0	1	0	2	.083	0	0	1	13
24	Johnstone, C	1-0	9.00	3	0	0	0	1	1	0	1	6.0	13	6	6	0	0	2	1	5	.448	0	0	1	32
60	Keuchel, D	0-0	3.86	1	1	0	0	0	0	0	0	7.0	11	3	3	0	0	1	0	4	.379	1	0	1	31
33	Mader, M	0-1	21.60	1	0	0	0	0	0	0	0	1.2	5	4	4	1	0	1	0	1	.500	0	0	0	11
8	Muller, K	1-1	4.08	4	4	0	0	0	0	0	0	17.2	14	8	8	1	2	17	0	21	.219	3	0	2	83
15	Pfeifer, P	0-0	3.00	1	0	0	0	1	0	0	0	3.0	2	1	1	0	0	2	0	1	.200	0	0	0	13
2	Roney, B	0-0	0.00	2	0	0	0	1	0	1	1	3.0	1	0	0	0	0	0	0	5	.111	0	0	1	9
32	Rowen, B	1-0	0.00	2	0	0	0	0	0	0	0	2.0	1	1	0	0	0	0	0	2	.125	0	0	0	8
15	Walker, J	0-3	1.88	4	0	0	0	2	0	0	0	14.1	14	6	3	0	0	0	0	13	.241	0	0	0	58
18	Weigel, P	0-0	4.91	2	2	0	0	0	0	0	0	3.2	4	2	2	0	1	4	0	3	.267	1	0	0	20
20	Wentz, J	0-3	14.66	3	3	0	0	0	0	0	0	11.2	23	19	19	3	0	0	0	11	.434	3	0	1	61
40	Ynoa, H	0-1	16.20	1	0	0	0	1	0	0	1	1.2	4	3	3	1	0	0	0	1	.500	1	0	1	8
MIS		10-10	4.00	20	20	1	0	19	5	4	7	166.1	156	81	74	10	4	67	1	156	.248	14	0	16	706
OPP		10-10	3.53	20	20	0	0	20	2	5	7	165.2	154	81	65	13	5	62	0	185	.244	18	0	7	704

2019 BRAVES VS MONTGOMERY

#	Batters	AVG	G	AB	R	H	TB	2B	3B	HR	RBI	BB	IBB	SO	SB	CS	OBP	SLG	OPS	PA	SAC	SF	HB	DP
26	Casteel, R	.281	9	32	3	9	20	2	0	3	4	6	0	5	0	0	.410	.625	1.035	39	0	0	1	0
13	Didder, R	.152	10	33	1	5	7	2	0	0	3	4	0	11	0	0	.263	.212	.475	38	0	0	1	0
5	Lien, C	.129	8	31	2	4	9	2	0	1	4	3	0	15	0	0	.206	.290	.496	35	1	0	0	0
17	Lockhart, D	.238	6	21	1	5	5	0	0	0	0	3	0	7	0	0	.333	.238	.571	24	0	0	0	0
54	Martínez, C	.125	4	16	0	2	2	0	0	0	0	0	0	4	0	0	.125	.125	.250	16	0	0	0	2
40	Morales, J	.185	7	27	1	5	5	0	0	0	1	3	0	2	0	0	.267	.185	.452	30	0	0	0	0
12	Neslony, T	.429	5	21	2	9	12	1	1	0	2	1	0	3	0	0	.455	.571	1.026	22	0	0	0	0
16	Pache, C	.200	8	30	4	6	7	1	0	0	1	4	0	5	0	2	.294	.233	.528	34	0	0	0	0
48	Salazar, A	.250	9	36	3	9	16	1	0	2	2	1	0	9	0	0	.308	.444	.752	39	0	0	2	2
19	Schwartz, G	.143	2	7	1	1	1	0	0	0	0	2	0	2	0	0	.333	.143	.476	9	0	0	0	0
1	Valenzuela, L	.150	6	20	2	3	4	1	0	0	2	0	0	4	0	0	.143	.200	.343	21	0	1	0	1
3	Waters, D	.289	9	38	5	11	22	4	2	1	3	2	1	8	0	0	.341	.579	.920	41	0	0	1	1
32	Wilkins, A	.143	8	28	2	4	5	1	0	0	1	5	0	10	0	0	.265	.179	.443	34	0	1	0	1
MIS		.215	10	340	27	73	115	15	3	7	23	34	1	85	0	2	.294	.338	.632	382	1	2	5	7
OPP		.233	10	318	49	74	114	14	1	8	43	45	0	71	9	6	.332	.358	.690	374	3	4	4	8

#	Pitchers	W-L	ERA	G	GS	CG	SHO	GF	HLD	SV	SVO	IP	H	R	ER	HR	HBP	BB	IBB	SO	AVG	WP	BK	GDP	BF
4	Anderson, I	0-2	11.57	2	0	0	0	0	0	0	0	7.0	9	9	1	0	11	0	8	.346	0	0	0	0	39
37	Aro, J	0-0	3.00	1	0	0	0	0	0	0	0	3.0	3	1	1	0	0	1	0	4	.250	0	0	0	13
14	Custodio, C	0-0	0.00	2	0	0	0	1	0	0	0	5.0	2	0	0	0	0	1	0	3	.125	0	0	1	17
9	Davidson, T	0-1	2.45	2	2	0	0	0	0	0	0	11.0	6	5	3	1	2	6	0	9	.162	0	0	0	46
27	Graham, J	1-0	2.08	4	0	0	0	4	0	1	1	4.1	4	3	1	0	0	1	0	3	.250	0	0	0	18
49	Harrison, J	0-0	1.80	3	0	0	0	0	0	0	0	5.0	6	1	1	1	0	0	0	3	.353	0	0	2	17
11	Hursh, J	0-0	3.86	3	0	0	0	3	0	0	0	4.2	2	2	2	0	0	3	0	5	.125	2	0	0	20
24	Johnstone, C	1-0	1.13	3	0	0	0	1	0	0	0	8.0	4	2	1	0	0	3	0	3	.154	2	0	2	29
33	Mader, M	1-0	9.00	2	0	0	0	1	0	0	0	2.0	3	3	2	0	0	1	0	2	.333	0	0	0	11
8	Muller, K	0-1	3.00	2	2	0	0	0	0	0	0	12.0	10	4	4	1	2	4	0	12	.238	0	0	0	48
15	Pfeifer, P	0-0	4.50	1	0	0	0	0	0	0	0	2.0	3	1	1	0	0	1	0	1	.375	1	0	0	9
15	Walker, J	0-1	5.00	2	0	0	0	0	0	0	0	9.0	10	7	5	0	0	1	0	3	.286	0	0	0	37
18	Weigel, P	0-1	0.00	2	2	0	0	0	0	0	0	5.1	1	1	0	0	0	2	0	7	.059	1	1	1	19
20	Wentz, J	0-1	14.29	2	2	0	0	0	0	0	0	5.2	7	9	9	3	0	7	0	3	.318	0	0	2	29
40	Ynoa, H	0-0	1.80	2	0	0	0	0	0	0	0	5.0	4	1	1	1	0	3	0	5	.211	0	1	0	22
MIS		3-7	4.04	10	10	0	0	10	0	1	1	89.0	74	49	40	8	4	45	0	71	.233	6	2	8	374
OPP		7-3	2.05	10	10	0	0	10	3	4	5	92.1	73	27	21	7	5	34	1	85	.215	6	1	7	382

2019 BRAVES VS PENSACOLA

#	Batters	AVG	G	AB	R	H	TB	2B	3B	HR	RBI	BB	IBB	SO	SB	CS	OBP	SLG	OPS	PA	SAC	SF	HB	DP
4	Adams, L	.091	4	11	1	1	2	1	0	0	2	2	0	5	1	1	.231	.182	.413	13	0	0	0	0
19	Alexander, C	.000	1	0	0	0	0	0	0	0	0	0	0	0	0	0	.000	.000	.000	0	0	0	0	0
26	Casteel, R	.260	20	73	12	19	36	2	0	5	10	7	0	28	0	0	.325	.493	.818	80	0	0	0	1
28	Contreras, W	.370	8	27	4	10	12	2	0	0	6	3	0	4	0	0	.433	.444	.878	30	0	0	0	2
13	Didder, R	.162	14	37	2	6	6	0	0	0	1	8	0	16	3	2	.354	.162	.516	48	0	0	3	0
22	Harris, T	.226	9	31	2	7	10	1	1	0	2	1	0	7	0	1	.273	.323	.595	35	0	0	1	0
18	Jenista, G	.279	13	43	3	12	17	2	0	1	7	3	0	18	0	2	.333	.395	.729	48	0	1	1	1
5	Lien, C	.257	11	35	3	9	18	2	2	1	5	2	0	21	1	0	.297	.514	.812	37	0	0	0	0
17	Lockhart, D	.152	9	33	1	5	7	2	0	0	1	1	0	8	0	0	.200	.212	.412	36	1	0	1	0
54	Martínez, C	.189	11	37	3	7	8	1	0	0	2	2	0	7	0	0	.250	.216	.466	40	0	0	1	0
18	Michel, R	.000	1	2	0	0	0	0	0	0	0	2	0	1	0	0	.500	.000	.500	4	0	0	0	0
40	Morales, J	.077	8	26	0	2	3	1	0	0	2	3	0	7	0	0	.194	.115	.309	31	0	1	1	0
12	Neslony, T	.231	13	52	9	12	27	2	2	3	10	4	1	13	0	0	.281	.519	.800	57	0	1	0	0
16	Pache, C	.231	16	65	8	15	24	3	0	2	8	4	1	19	1	0	.292	.369	.661	72	0	1	2	2
48	Salazar, A	.225	21	71	5	16	20	2	1	0	3	3	0	16	3	0	.273	.282	.554	77	0	1	2	4
9	Shewmake, B	.222	5	18	2	4	4	0	0	0	0	2	0	3	2	0	.300	.222	.522	20	0	0	0	1
12	Unroe, R	.280	14	50	5	14	20	3	0	1	3	5	0	15	0	1	.357	.400	.757	58	2	0	1	0
1	Valenzuela, L	.209	12	43	4	9	12	3	0	0	4	2	0	9	0	0	.244	.279	.524	45	0	0	0	1
3	Waters, D	.384	17	73	10	28	43	6	3	1	8	5	0	22	3	1	.423	.589	1.012	78	0	0	0	1
32	Wilkins, A	.308	4	13	3	4	10	0	0	2	3	3	0	5	0	0	.438	.769	1.207	16	0	0	0	0
MIS		.243	23	740	77	180	279	33	9	16	77	62	2	224	14	8	.311	.377	.688	825	3	5	13	13
OPP		.240	23	741	84	178	287	26	4	25	79	69	1	199	11	6	.309	.387	.697	827	3	6	8	19

#	Pitchers	W-L	ERA	G	GS	CG	SHO	GF	HLD	SV	SVO	IP	H	R	ER	HR	HBP	BB	IBB	SO	AVG	WP	BK	GDP	BF
4	Anderson, I	1-2	3.38	4	4	0	0	0	0	0	0	18.2	16	7	7	2	1	6	0	24	.239	1	0	4	74
43	Burrows, T	0-1	6.75	4	0	0	0	3	0	1	2	5.1	4	5	4	2	0	1	0	7	.200	0	0	0	22
20	Creasy, J	0-0	0.00	2	0	0	0	2	0	1	1	3.0	1	0	0	0	1	1	0	4	.100	1	0	0	13
14	Custodio, C	1-0	2.45	5	1	0	0	1	1	0	0	14.2	11	4	4	1	1	2	0	12	.204	0	0	1	57
9	Davidson, T	2-2	2.38	4	4	0	0	0	0	0	0	22.2	21	6	6	0	0	7	0	31	.253	0	0	2	92
52	De La Cruz, J	1-1	1.59	3	3	0	0	0	0	0	0	17.0	10	3	3	2	0	6	0	19	.167	1	0	0	67
27	Graham, J	0-1	6.14	5	0	0	0	3	0	1	1	7.1	9	5	5	3	0	1	0	5	.300	0	0	1	31
49	Harrison, J	0-0	3.86	6	0	0	0	4	0	2	2	9.1	8	4	4	0	1	7	0	6	.235	0	0	2	42
39	Hoekstra, K	0-0	2.25	2	0	0	0	0	1	0	0	4.0	2	1	1	1	0	2	0	3	.154	0	0	0	15
11	Hursh, J	0-0	2.57	5	0	0	0	2	2	0	0	7.0	8	3	2	0	0	1	0	7	.267	1	0	1	31
24	Johnstone, C	0-1	8.38	5	1	0	0	1	1	0	0	9.2	15	9	9	3	1	5	1	9	.357	1	0	2	48
52	Kelly, J	0-0	0.00	2	0	0	0	1	0	0	0	5.1	3	0	0	0	0	3	0	3	.158	0	0	0	22
58	Kingham, N	0-1	17.18	1	1	0	0	0	0	0	0	3.2	8	7	7	2	0	2	0	4	.421	0	0	0	21
8	Muller, K	2-0	1.93	2	2	0	0	0	0	0	0	14.0	7	3	3	1	0	5	0	16	.152	2	0	2	51
15	Pfeifer, P	0-0	0.00	1	1	0	0	0	0	0	0	8.0	7	0	0	0	0	2	0	9	.233	0	0	0	32
2	Roney, B	1-0	3.18	4	0	0	0	2	0	0	0	5.2	4	2	2	1	0	5	0	6	.200	1	0	1	25
32	Rowen, B	0-0	9.00	1	1	0	0	0	0	0	0	2.0	3	2	2	1	1	0	0	1	.333	0	0	0	10
40	Santiago, A	0-0	12.00	2	0	0	0	0	1	0	0	3.0	7	4	4	2	0	1	0	0	.500	0	0	1	16
15	Walker, J	0-2	6.00	4	0	0	0	3	0	2	2	6.0	8	6	4	0	0	2	0	7	.308	0	0	0	28
18	Weigel, P	0-0	3.00	1	1	0	0	0	0	0	0	3.0	3	1	1	0	0	0	0	2	.250	0	0	0	12
20	Wentz, J	1-2	3.86	4	4	0	0	0	0	0	0	25.2	19	12	11	4	2	9	0	20	.211	1	0	2	104
40	Ynoa, H	1-0	0.00	1	0	0	0	1	0	0	0	3.0	4	0	0	0	0	1	0	4	.308	1	0	0	14
MIS		10-13	3.59	23	23	0	0	23	6	7	8	198.0	178	84	79	25	8	69	1	199	.240	10	0	19	827
OPP		13-10	3.19	23	23	2	0	21	4	7	7	197.1	180	77	70	16	13	62	2	224	.243	13	0	13	825

2019 BRAVES VS TENNESSEE

#	Batters	AVG	G	AB	R	H	TB	2B	3B	HR	RBI	BB	IBB	SO	SB	CS	OBP	SLG	OPS	PA	SAC	SF	HB	DP
19	Alexander, C	.095	8	21	2	2	2	0	0	0	1	2	0	13	0	0	.174	.095	.269	23	0	0	0	0
26	Casteel, R	.294	5	17	1	5	5	0	0	0	3	0	0	4	0	0	.294	.294	.588	17	0	0	0	0
28	Contreras, W	.300	3	10	1	3	3	0	0	0	0	1	0	3	0	0	.364	.300	.664	11	0	0	0	0
13	Didder, R	.241	9	29	7	7	9	0	1	0	2	7	0	8	3	2	.436	.310	.746	39	0	0	3	1
22	Harris, T	.273	3	11	0	3	4	1	0	0	2	0	0	3	0	0	.273	.364	.636	11	0	0	0	1
18	Jenista, G	.231	5	13	1	3	3	0	0	0	1	3	0	7	0	0	.375	.231	.606	16	0	0	0	0
5	Lien, C	.167	4	12	0	2	4	2	0	0	0	0	0	7	0	0	.167	.333	.500	12	0	0	0	0
17	Lockhart, D	.208	8	24	2	5	9	1	0	1	2	2	0	5	0	0	.269	.375	.644	26	0	0	0	0
54	Martínez, C	.333	5	12	0	4	5	1	0	0	2	0	0	1	0	0	.385	.417	.801	13	0	0	1	0
40	Morales, J	.308	4	13	0	4	7	3	0	0	5	1	0	1	0	0	.333	.538	.872	16	1	1	0	1
16	Pache, C	.233	7	30	1	7	12	3	1	0	2	1	0	8	3	1	.258	.400	.658	31	0	0	0	0
48	Salazar, A	.348	7	23	4	8	9	1	0	0	1	1	0	4	3	0	.375	.391	.766	24	0	0	0	0
19	Schwartz, G	.125	3	8	1	1	1	0	0	0	0	1	1	4	1	0	.300	.125	.425	10	0	0	1	0
12	Unroe, R	.200	2	5	0	1	1	0	0	0	0	0	0	2	0	0	.200	.200	.400	5	0	0	0	1
1	Valenzuela, L	.167	6	12	1	2	3	1	0	0	2	1	0	3	0	0	.214	.250	.464	14	0	1	0	0
3	Waters, D	.241	7	29	4	7	9	2	0	0	0	3	0	9	0	0	.333	.310	.644	33	0	0	1	0
32	Wilkins, A	.182	4	11	1	2	5	0	0	1	1	0	0	4	0	0	.182	.455	.636	11	0	0	0	0
MIS		.226	9	296	26	67	92	15	2	2	24	23	1	91	10	3	.294	.311	.604	329	2	2	6	4
OPP		.240	9	292	26	70	91	7	1	4	24	42	4	67	11	1	.338	.312	.650	343	3	3	3	6

#	Pitchers	W-L	ERA	G	GS	CG	SHO	GF	HLD	SV	SVO	IP	H	R	ER	HR	HBP	BB	IBB	SO	AVG	WP	BK	GDP	BF
4	Anderson, I	0-0	2.25	1	1	0	0	0	0	0	0	4.0	3	1	1	1	0	3	1	7	.200	1	0	0	18
37	Aro, J	0-0	0.00	2	0	0	0	0	0	0	0	5.0	3	0	0	0	0	2	1	3	.158	0	0	0	21
20	Creasy, J	1-0	0.00	2	0	0	0	1	0	1	1	3.0	4	1	0	0	0	3	0	5	.308	0	0	0	16
14	Custodio, C	1-0	0.00	2	0	0	0	0	0	0	0	7.0	4	1	0	0	1	2	0	6	.174	0	0	1	28
9	Davidson, T	1-0	0.00	1	1	0	0	0	0	0	0	6.0	6	0	0	0	0	2	0	4	.286	0	0	2	23
27	Graham, J	0-0	3.38	4	0	0	0	3	0	1	2	5.1	4	2	2	1	0	0	0	7	.200	1	0	0	20
49	Harrison, J	0-0	0.00	3	0	0	0	2	0	0	0	4.0	1	0	0	0	0	0	0	2	.083	0	0	1	12
39	Hoekstra, K	0-1	2.25	2	1	0	0	0	1	0	0	4.0	6	2	1	0	0	2	0	3	.333	1	0	0	20
11	Hursh, J	0-1	4.50	2	0	0	0	1	0	0	0	2.0	5	2	1	0	0	2	1	0	.500	2	0	1	12
24	Johnstone, C	0-1	2.25	1	0	0	0	0	0	0	0	4.0	6	2	1	0	0	2	0	1	.400	1	0	0	17
58	Kingham, N	0-1	1.80	1	1	0	0	0	0	0	0	5.0	5	1	1	0	0	2	0	1	.250	0	0	0	22
33	Mader, M	0-1	9.00	2	0	0	0	1	0	0	1	4.0	6	5	4	0	0	4	1	2	.333	0	0	0	23
8	Muller, K	0-0	0.00	2	2	0	0	0	0	0	0	3.2	1	0	0	0	0	4	0	4	.100	1	0	0	15
15	Pfeifer, P	0-1	4.50	3	1	0	0	0	1	0	0	4.0	2	4	2	0	1	2	0	6	.143	1	0	0	18
2	Roney, B	0-0	0.00	1	0	0	0	1	0	0	0	2.0	0	0	0	0	0	2	0	4	.000	0	0	0	8
32	Rowen, B	0-0	5.40	2	0	0	0	0	1	0	0	3.1	4	3	2	0	0	3	0	2	.333	0	0	1	16
15	Walker, J	0-0	1.69	1	0	0	0	0	0	0	0	5.1	4	1	1	1	0	0	0	4	.190	0	0	0	21
18	Weigel, P	0-0	0.00	1	1	0	0	0	0	0	0	0.2	0	0	0	0	0	3	0	0	.000	0	0	0	5
20	Wentz, J	0-0	2.45	1	1	0	0	0	0	0	0	3.2	5	1	1	1	0	3	0	4	.313	0	0	0	19
40	White, B	0-0	0.00	1	0	0	0	0	0	0	0	2.0	1	0	0	0	1	1	0	2	.143	1	0	0	9
MIS		3-6	1.96	9	9	0	0	9	3	2	4	78.0	70	26	17	4	3	42	4	67	.240	9	0	6	343
OPP		6-3	2.62	9	9	0	0	9	5	6	10	79.0	67	26	23	2	6	23	1	91	.226	6	1	4	329



2019 LEAGUE LEADERS

BATTERS	Club	AVG	G	AB	R	H	HR	RBI
Drew Waters	MIS	.319	108	420	63	134	5	41
Patrick Leonard	BLX	.301	99	355	54	107	10	45
Daulton Varsho	JXN	.301	108	396	85	119	18	58
Brandon Marsh	MOB	.300	96	360	48	108	7	43
Miles Mastrobuoni	MTG	.299	107	381	57	114	4	34
Vimael Machin	TNS	.294	117	422	47	124	6	61
Pavin Smith	JXN	.291	123	440	62	128	12	67
Alfredo Rodriguez	CHA	.286	104	409	50	117	1	25
Alex Kirilloff	PNS	.283	94	375	47	106	9	43
Brett Sullivan	MTG	.280	102	364	53	102	10	51
C.J. Hinojosa	BLX	.280	120	415	51	116	8	45

Home Runs

Isabel, I	CHA	26	Machin, V	TNS	.386
Casteel, R	MIS	21	Hummel, C	BLX	.384
Chisholm, J	JAX	21	Marsh, B	MOB	.383
Wilson, W	BLX	19	Varsho, D	JXN	.378
3 others tied at 18			Leonard, P	BLX	.375

On-Base Percentage**RBI**

Sheets, G	BIR	83	Varsho, D	JXN	.520
Casteel, R	MIS	73	Waters, D	MIS	.481
Thomas, D	BLX	71	Casteel, R	MIS	.477
Isabel, I	CHA	69	Pache, C	MIS	.474
Smith, P	JXN	67	Blankenhorn, T	PNS	.474

Slugging Percentage**Stolen Bases**

Fox, L	MTG	37	Waters, D	MIS	49
Caro, R	TNS	31	Pache, C	MIS	47
Lowe, J	MTG	30	Smith, P	JXN	47
Didder, R	MIS	28	Varsho, D	JXN	47
Aviles Jr., L	BLX	27	Urena, J	MOB	46

Extra-Base Hits**OPS**

Varsho, D	JXN	.898	Varsho, D	JXN	206
Waters, D	MIS	.847	Smith, P	JXN	205
Smith, P	JXN	.836	Waters, D	MIS	202
Hummel, C	BLX	.834	Lowe, J	MTG	198
Leonard, P	BLX	.834	Casteel, R	MIS	196

Total Bases**Hits**

Waters, D	MIS	134	Varsho, D	JXN	85
Smith, P	JXN	128	Lowe, J	MTG	70
Machin, V	TNS	124	Wilson, W	BLX	70
Sheets, G	BIR	124	Jones, J	MOB	66
Urena, J	MOB	122	2 others tied at 63		

Runs Scored**Doubles**

Waters, D	MIS	35	Waters, D	MIS	9
Urena, J	MOB	34	Fox, L	MTG	8
Smith, P	JXN	29	Pache, C	MIS	8
Pache, C	MIS	28	Chisholm, J	JAX	7
Machin, V	TNS	26	4 others tied at 6		

Triples

2019 LEAGUE LEADERS

PITCHERS	Club	W-L	ERA	IP	ER	BB	SO
Trey Supak	BLX	11-4	2.20	122.2	30	23	91
Matt Peacock	JXN	8-4	2.97	115.1	38	43	81
Cory Abbott	TNS	8-8	3.01	146.2	49	52	166
Kenny Rosenberg	MTG	11-4	3.29	134.0	49	55	108
Josh Fleming	MTG	11-4	3.31	127.2	47	19	92
Alec Bettinger	BLX	5-7	3.44	146.1	56	35	157
Jorge Guzman	JAX	7-11	3.50	138.2	54	71	127
Bo Takahashi	JXN	9-7	3.72	118.2	49	38	104
Bowden Francis	BLX	7-8	3.99	128.2	57	49	145
Tanner Banks	BIR	5-7	4.23	123.1	58	21	85

Wins

Fleming, J	MTG	11	Abbott, C	TNS	146.2
Rosenberg, K	MTG	11	Bettinger, A	BLX	146.1
Supak, T	BLX	11	Guzman, J	JAX	138.2
3 others tied at 9			Rosenberg, K	MTG	134.0
			Francis, B	BLX	128.2

Saves

Griep, N	BLX	22	<u>Opponents' AVG</u>		
Sanders, P	MTG	15	Supak, T	BLX	.192
Lee, D	JAX	13	Guzman, J	JAX	.201
3 others tied at 11			Abbott, C	TNS	.210
			Bettinger, A	BLX	.223
			Peacock, M	JXN	.231

Strikeouts

Abbott, C	TNS	166	<u>WHIP</u>		
Bettinger, A	BLX	157	Supak, T	BLX	0.87
Anderson, I	MIS	147	Bettinger, A	BLX	1.07
Francis, B	BLX	145	Abbott, C	TNS	1.12
Guzman, J	JAX	127	Fleming, J	MTG	1.14
			Guzman, J	JAX	1.20

Games Started

Abbott, C	TNS	26	<u>Home Runs Allowed</u>		
Bettinger, A	BLX	26	Abbott, C	TNS	15
Francis, B	BLX	24	Francis, B	BLX	14
Guzman, J	JAX	24	Mills, M	JAX	14
Takahashi, B	JXN	23	7 others tied at 13		

Games

Boyles, T	CHA	47	<u>Shutouts</u>		
Minch, J	TNS	44	6 tied at 1		
Dopico, D	BIR	43			
Griep, N	BLX	43			
Moats, D	MTG	42			

Complete Games

Fleming, J	MTG	3			
McCanna, K	JXN	2			
Moss, S	CHA	2			
Muller, K	MIS	2			
Peacock, M	JXN	2			



2019 LEAGUE LEADERS

TEAM BATTING	AVG	G	AB	R	H	2B	3B	HR	RBI	BB	SO	SB	OBP	SLG	OPS	LOB
Chattanooga	.259	136	4479	621	1159	208	26	104	564	443	1129	93	.332	.386	.719	936
Birmingham	.252	136	4437	549	1116	213	23	73	516	408	1078	113	.320	.359	.679	894
Montgomery	.251	138	4413	639	1106	211	46	115	568	522	1046	213	.334	.397	.732	878
Tennessee	.245	139	4549	536	1113	214	29	48	491	469	1043	118	.320	.336	.656	1000
Biloxi	.244	139	4484	597	1093	212	25	120	553	494	1250	117	.325	.382	.707	951
Jackson	.238	135	4336	606	1034	211	36	128	562	459	1142	72	.321	.392	.713	913
Mobile	.238	136	4341	483	1032	217	18	70	449	434	1154	75	.313	.344	.658	925
Mississippi	.236	139	4474	483	1055	202	38	87	448	399	1274	94	.305	.356	.661	933
Pensacola	.234	139	4496	573	1053	195	25	126	525	461	1214	91	.313	.373	.686	940
Jacksonville	.233	137	4450	454	1037	187	25	63	420	336	1125	97	.295	.329	.624	900

TEAM PITCHING	W-L	ERA	G	GS	CG	SHO	SV	IP	H	R	ER	HR	HB	BB	SO	WHIP	AVG
Mississippi	64-75	3.22	139	139	4	16	35	1192.0	1017	491	427	78	45	460	1146	1.24	.231
Biloxi	82-57	3.25	139	139	3	16	43	1202.2	961	496	434	87	73	448	1230	1.17	.219
Jacksonville	66-71	3.26	137	137	2	10	31	1192.2	958	473	432	107	67	416	1194	1.15	.220
Montgomery	88-50	3.30	138	138	4	19	49	1203.2	1082	497	441	80	61	410	1060	1.24	.241
Jackson	78-57	3.36	135	135	6	14	41	1156.1	1045	490	432	74	57	416	1089	1.26	.241
Pensacola	76-63	3.44	139	139	3	17	43	1206.1	1077	528	461	75	89	440	1270	1.26	.239
Birmingham	64-72	4.03	136	136	2	10	30	1172.2	1150	609	525	111	60	432	1072	1.35	.257
Tennessee	58-81	4.10	139	139	0	2	34	1216.0	1131	635	554	115	85	487	1209	1.33	.248
Mobile	50-86	4.15	136	136	2	9	32	1142.0	1161	637	527	91	56	472	1148	1.43	.262
Chattanooga	61-75	4.61	136	136	2	5	32	1160.1	1216	685	594	116	54	444	1037	1.43	.268

TEAM FIELDING	PCT	GS	TC	PO	A	E	DP	CS
Pensacola	.982	1251	4984	3619	1275	90	116	46
Jacksonville	.981	1233	4850	3578	1178	94	91	58
Jackson	.980	1215	4835	3469	1268	98	131	37
Biloxi	.979	1251	4904	3608	1194	102	103	47
Montgomery	.979	1242	5013	3611	1297	105	122	51
Tennessee	.979	1251	4961	3648	1207	106	100	67
Mississippi	.978	1251	4936	3576	1253	107	120	36
Birmingham	.977	1224	4903	3518	1271	114	117	51
Mobile	.973	1224	4786	3426	1231	129	107	54
Chattanooga	.972	1224	4755	3481	1143	131	91	49

ATTENDANCE REPORT	Total Attendance	Openings	Average	High
Birmingham Barons	379,707	70	5,424	8,500
Jacksonville Jumbo Shrimp	327,388	66	4,960	11,429
Pensacola Blue Wahoos	296,095	68	4,354	5,039
Tennessee Smokies	280,708	65	4,319	7,966
Chattanooga Lookouts	228,662	65	3,518	6,381
Montgomery Biscuits	216,839	68	3,189	7,147
Mississippi Braves	163,841	66	2,482	5,756
Biloxi Shuckers	146,845	63	2,331	5,498
Jackson Generals	107,131	61	1,756	5,166
Mobile BayBears	95,087	60	1,585	5,143

2019 ALL-STARS

Mid-Season All-Stars

South Division

Position	Player	Team
P	Ian Anderson	Mississippi
P	Luke Barker	Biloxi
P	Johan Belisario	Biloxi
P	Ryan Clark	Mobile
P	Tucker Davidson	Mississippi
P	Robert Dugger	Jacksonville
P	Nate Griep	Biloxi
P	Jason Hursh	Mississippi
P	Kyle Muller	Mississippi
P	Cody Poteet	Jacksonville
P	Trey Supak	Biloxi
P	Jeremy Walker	Mississippi
P	Brusdar Graterol	Pensacola
P	Griffin Jax	Pensacola
P	Ryan Mason	Pensacola
C	Caleb Hamilton	Pensacola
C	Jack Kruger	Mobile
INF	Patrick Leonard*	Biloxi
INF	Travis Blakenhorn*	Pensacola
INF	Weston Wilson*	Biloxi
INF	Luis Aviles Jr.*	Biloxi
INF	Justin Twine	Jacksonville
OF	Trent Grisham*	Biloxi
OF	Brian Miller	Jacksonville
OF	Cristian Pache*	Mississippi
OF	Drew Waters*	Mississippi
OF	Brandon Marsh	Mobile
DH	Jaylin Davis*	Pensacola
DH	Dillon Thomas	Biloxi

North Division

Position	Player	Team
P	Cory Abbott	Tennessee
P	Tejay Antone	Chattanooga
P	Craig Brooks	Tennessee
P	Kyle Kubat	Birmingham
P	Joel Kuhnel	Chattanooga
P	Sam McWilliams	Montgomery
P	Tyson Miller	Tennessee
P	Kenny Rosenberg	Montgomery
P	Phoenix Sanders	Montgomery
P	Riley Smith	Jackson
P	Bo Takahashi	Jackson
P	Curtis Taylor	Montgomery
P	Jimmy Lambert	Birmingham
P	Lucas Luetge	Jackson
C	Yermin Mercedes	Birmingham
C	Daulton Varsho*	Jackson
INF	P.J. Higgins*	Tennessee
INF	Vimal Machin*	Tennessee
INF	Drew Ellis*	Jackson
INF	Alfredo Rodriguez*	Chattanooga
INF	Miles Mastrobuoni	Montgomery
INF	Ibandel Isabel	Chattanooga
OF	Jeffrey Baez*	Jackson
OF	Luis Robert*	Birmingham
OF	Jesus Sanchez*	Montgomery
OF	Jamie Westbrook	Jackson
DH	Taylor Trammell*	Chattanooga
DH	Roberto Caro*	Tennessee
DH	Dalton Kelly	Montgomery

2019 ALL-STARS & AWARDS


Post-Season All-Star Team

Position	Player	Team
1B	Patrick Leonard	Biloxi
2B	Travis Blankenhorn	Pensacola
SS	Jazz Chisholm	Jacksonville
3B	Drew Ellis	Jackson
Catcher	Daulton Varsho	Jackson
DH	Ibandel Isabel	Chattanooga
OF	Brandon Marsh	Mobile
OF	Cristian Pache	Mississippi
OF	Pavin Smith	Jackson
OF	Drew Waters	Mississippi
LHP	Tucker Davidson	Mississippi
RHP	Trey Supak	Biloxi
Relief	Nate Griep	Biloxi
Utility	Miles Mastrobuoni	Montgomery
Best Hustler	Lucius Fox	Montgomery

2019 Southern League Award Winners

Award	Winner	Team
SL Most Valuable Player	Drew Waters	Mississippi
SL Batting Champion	Drew Waters	Mississippi
SL ERA Title	Trey Supak	Biloxi
SL Manager of the Year	Morgan Ensberg	Montgomery
SL Most Outstanding Pitcher	Trey Supak	Biloxi
SL Trainer of the Year	Tyler Moos	Chattanooga
SL Groundskeeper of the Year	Zach Van Voorhees	Birmingham
SL Radio Broadcaster of the Year	Steve Goldberg	Mobile
SL Best Clubhouse Attendant	Michael Parham	Montgomery
SL Batboy of the Year	Michael Hawkins	Chattanooga
SL Jimmy Bragan Executive of the Year	Rich Mozingo	Chattanooga
SL Woman of Excellence	Kelsey Thompson	Biloxi
SL Outstanding Employee of the Year	Ari Rosenbaum	Mobile
SL Sports Media Award	Mia O'Brien – First Coast News, Jacksonville	
SL Patriot Award	Montgomery Biscuits	
SL Don Mincher Organization of the Year	Chattanooga Lookouts	
SL Promotional Trophy	Jacksonville Jumbo Shrimp	
SL Community Service Award	Tennessee Smokies	

MISSISSIPPI BRAVES HISTORY



HISTORIC M-BRAVES MILESTONES

May 11, 2004: Ground Breaking Ceremony

The Ground Breaking Ceremony on May 11, 2004, made the move to Mississippi official. Dignitaries from Mississippi, Atlanta and Greenville, including Governor Haley Barbour, Atlanta Braves Executive Vice President Mike Plant and M-Braves General Manager Steve DeSalvo, were on hand as construction of the home of the M-Braves got underway.

April 7, 2005: Opening Day

After two Southern League Championships throughout its 20-plus year history in Greenville, SC, the Atlanta Braves decided to move the AA franchise to Pearl, MS. The M-Braves played its first game at Montgomery Riverwalk Stadium on April 7, 2005. The M-Braves lineup featured future big-leaguers Jeff Francoeur, Brian McCann, Scott Thorman, Gregor Blanco, Luis Hernandez and Anthony Lerew. Francoeur & McCann both homered in their first AA game, but the Braves lost to Montgomery 9-8.

April 12, 2005: First Win

The Mississippi Braves defeated the West Tennessee Diamond Jaxx 7-4 in game two of a doubleheader on April 12, 2005, to claim the first win in M-Braves history. A five-run sixth inning highlighted by Derrick Gibson's two-run single gave the M-Braves the win.

April 18, 2005: Home Opener

Construction on Trustmark Park began in May of 2004 and the gates opened for fans for the first time on April 18, 2005. 7,062 fans filed into Trustmark Park to watch the hometown Mississippi Braves take on the Montgomery Biscuits. Despite holding a 4-2 lead after three innings, the M-Braves fell to Delmon Young and the Biscuits, 11-6.

June 7, 2005: McCann to the Majors

On June 7, 2005, Brian McCann became the first Mississippi Braves player promoted directly to Atlanta. He was one of five M-Braves promoted directly to Atlanta in 2005 and one of 10 total players that made their big league debuts that year.

July 7, 2005: Francoeur to Atlanta

One month after childhood friend Brian McCann got the call, Jeff Francoeur was promoted to the Atlanta Braves where he homered in his first big league game. He was one of five M-Braves promoted directly to Atlanta in 2005 and one of 10 total players that made their big league debuts that year.

November 16, 2005: Blauser Named Manager

Former big leaguer and Atlanta Braves fan-favorite Jeff Blauser was named Manager of the Mississippi Braves on November 16, 2005. Blauser compiled a record of 58-80 in his lone season at the helm of the M-Braves.

August 11 & 12, 2006: Chipper Jones Rehab Appearances

Atlanta Braves legend Chipper Jones played at Trustmark Park on consecutive days in August of 2006. Jones was coming off of the disabled list and needed a couple of games to get his

timing worked out and chose to complete his rehab assignment with the AA Braves. With Jones manning third base, 7,577 fans saw the future Hall-of-Famer in Mississippi. That set a new M-Braves record for attendance only to be broken the next night as 7,652 fans came out to see Jones. While the M-Braves went 1-1 with Jones in the lineup, he went 1-6 at the plate with a run scored.

October 17, 2006: Wellman Named Manager

After serving as the AA hitting coach for three years, Phillip Wellman was named the Mississippi Braves' third manager in as many seasons on October 17, 2006. Wellman led the M-Braves to its first playoff appearance in 2007 and its first Southern League Championship in 2008. In four years as the M-Braves Manager, Wellman compiled a record of 268-285.

May 1, 2007: Nine Stolen Bases

The Mississippi Braves defeated the Mobile BayBears 9-8 in front of 5,321 fans at Hank Aaron Stadium. The Braves stole a team-record nine bases in that game. Mike Rozema stole second twice, Josh Burrus stole second once, Matt Esquivel stole second twice, Van Pope stole second twice and third once and Jarrod Saltalamacchia stole third once.

June 17, 2007: M-Braves Win First Half

On the last day of the first half of the 2007 season, the M-Braves defeated Mobile 5-2 to clinch the first playoff berth in team history. The M-Braves held a six-game lead in the standings with eight games to play, but lost six straight games putting their playoff future in doubt. The Braves rallied to defeat the BayBears on consecutive days and win the Southern League South First Half Championship by one game over the Jacksonville Suns.

July 9, 2007: Southern League All-Star Game

On July 9, 2007, Trustmark Park played host to the Trustmark Bank 2007 Southern League All-Star game. The M-Braves were well represented as the Mississippi coaching staff led the South Division All-Stars which also included 10 M-Braves. Birmingham's Thomas Collaro won the Home Run Derby and the North All-Stars won the game, 7-4.

September 7, 2007: First Playoff Win

With the Braves trailing in the series, 1-0, and the score tied at three in game two of the SLDs, Mississippi plated five runs in the bottom of the eighth inning to defeat the Montgomery Biscuits and secure the first playoff win in team history. The M-Braves were overmatched by a more talented Biscuits squad, but fought hard before losing the series, three-games-to-one.

June 25, 2008: Hanson's No-Hitter

Tommy Hanson threw the first no-hitter in Mississippi Braves history on June 25, 2008. Hanson struck out a career-high and team record 14 batters as the M-Braves defeated the Birmingham Barons, 6-0. It was only the second nine-inning complete game by an M-Braves starter and the first complete-

HISTORIC M-BRAVES MILESTONES

game shutout.

July 24-27, 2008: Young's Hitting Streak

Matt Young set a new Southern League record by getting a hit in 11 consecutive at-bats from July 24-27, 2008. He also set a record by reaching base in 16 consecutive plate appearances. Young broke the record, previously held by two Jacksonville players from the 70's, with a 4-5 night at the plate in the Braves 9-0 win over Chattanooga. On July 24, Young went 1-4 then followed that with 4-4, 2-2, and 4-5 nights at the plate.

August 9, 2008: Tom Glavine Rehab Appearance

300-game winner and Braves Hall-of-Famer Tom Glavine joined the M-Braves on August 9, 2008. Glavine faced off against the Mobile BayBears and gave up three runs on four hits in five innings of work. The always gracious Glavine hung around Trustmark Park and signed autographs for fans for over an hour following his outing.

August 27, 2008: M-Braves Win Second Half

The M-Braves defeated the Mobile BayBears 7-2 on August 27, 2008, and the Montgomery Biscuits lost to West Tennessee that night, 8-1. The Braves win combined with the Biscuits loss clinched the Southern League South's second-half title and gave the M-Braves its second playoff appearance in as many seasons.

September 13, 2008: Southern League Championship

The M-Braves captured its first Southern League Championship on September 13, 2008. The M-Braves swept Birmingham three-games-to-none in the SLDS and defeated the Carolina Mudcats three-games-to-two in the best of five SLCS. The Braves won five one-run and four extra-inning games in the playoffs. Kala Ka'aihue was named the SLCS MVP after hitting .429 with a double, three homers, six RBI and five runs scored.

April 12, 2009: Glavine Rehabs Again

Atlanta Braves Hall-of-Famer Tom Glavine made another rehab appearance with the M-Braves on April 12, 2009. Glavine gave up one earned run on three hits and a walk in two innings of work as the M-Braves defeated the Carolina Mudcats 7-4.

May 1, 2009: 1 Millionth Fan

With 3,022 fans at Trustmark Park Friday, May 1, 2009 the Mississippi Braves eclipsed the 1,000,000 fan mark. Abigail Giddens, a 10-year old from Jackson, MS, was the Braves' 1,000,000th fan, and she was showered with Braves gifts Friday night.

June 1, 2009: Longest Game in M-Braves History

The M-Braves played the longest game (16 innings) in its team history on June 1, 2009, when the Braves defeated West Tennessee 5-4 at Trustmark Park. Mississippi plated three runs in the bottom of the ninth to tie the game at 3-all. The Diamond Jaxx took a 4-3 lead in the top of the 11th frame, but the home team responded with a run in the bottom half the inning to make it 4-4. With the bases loaded, Concepcion

Rodriguez was hit by a pitch to bring home the winning run.

July 4, 2009: Heyward Promoted to Mississippi

Jason Heyward was promoted to AA Mississippi from High-A Myrtle Beach on July 4, 2009. Heyward was named by Baseball America as the 2009 Minor League Player of the Year after hitting .323 with 17 home runs and 63 RBIs in three minor league stops. He entered the 2010 season ranked as the #1 overall prospect by Baseball America, MLB.com, and ESPN.com, and debuted with Atlanta on opening day, April 5, 2010.

July 3, 2009: Freeman Promoted to Mississippi

Rated as the #5 prospect for the Atlanta Braves by Baseball Prospectus, Freeman made his Double-A debut on July 4 and remained with the club until an injury cut his season short on August 24. Freeman hit his first home run on July 18th vs. Huntsville, finishing 2-for-3 with the homer, a double and three RBI. The eventual NL MVP in 2020 hit .248 with two home runs, eight doubles and 24 RBI over 41 Southern League games.

May 8, 2010: Second-Shortest Game in Team History

The M-Braves broke its previous record for the shortest game in team history by one minute on May 8, 2010. Mississippi defeated Birmingham 1-0 at Trustmark Park in just one hour and 57 minutes. The previous record was one hour and 58 minutes on September 2, 2006, against the Montgomery Biscuits. This record would be broken in 2018.

June 17, 2010: Breaking Team Highs

Mississippi broke several team records in route to a 17-8 victory over Carolina at Five County Stadium on June 17, 2010. The Braves' 17 runs broke the previous record of 14, which occurred twice and last happened on May 25, 2007, against Montgomery. Those 17 runs came via 21 total hits for the M-Braves. The previous high of 18 hits in a game occurred four times with the last time on August 18, 2008, at Carolina. The Mudcats added 14 hits to the M-Braves' 21, pushing the total for both clubs to 35 and breaking the previous record of 34 hits at Chattanooga on August 11, 2005. With eight doubles in the contest, the M-Braves also broke its previous record for most doubles (7 on May 5, 2006 at MTG).

August 2, 2010: Teheran, Harris No-Hit BayBears

19-year-old Julio Teheran, in his second AA start, and Tyrelle Harris, in his first AA appearance, combined to toss a no-hitter against the Mobile BayBears as the M-Braves claimed a 2-0 shutout victory. Teheran, who threw 95 pitches on the night, walked three while fanning seven in 5.2 innings of work. Harris worked 3.1 innings of relief, walking one and fanning six, to notch his first save with the M-Braves. The no-hitter was the second in M-Braves history after Tommy Hanson tossed a complete game no-hitter on July 25, 2008.

November 18, 2010: Wheeler Named Manager

Ralph "Rocket" Wheeler became the fourth manager in M-Braves history when the 2011 field staff was announced

HISTORTIC M-BRAVES MILESTONES

on November 18, 2010. Wheeler returned to the Southern League where he managed Tennessee (2000-02) prior to leading Myrtle Beach, the Braves' High-A affiliate, for five seasons (2006-10) and Low-A Rome for three seasons (2003-05).

June 17, 2011: Delgado Summoned to Atlanta

M-Braves RHP Randall Delgado was promoted to the Atlanta Braves on June 17, 2011, where he made his MLB debut against the Texas Rangers at Turner Field. With the promotion, the 21-year-old Delgado became the 11th M-Brave and the first since September 2007 to receive a promotion directly from Double-A to the show.

July 5, 2011: Pastornicky Completes the Cycle

With an eighth-inning triple to right-center, shortstop Tyler Pastornicky became the first player in M-Braves history to hit for the cycle. After fanning in his first at bat, Pastornicky launched a homer to left in the third, singled in the fourth and doubled in the fifth. He lined out in the seventh before the history-making triple.

August 16, 2011: Mejia Sets Single-Season HR Record

Ernesto Mejia launched a two-out, three-run home run in the bottom of the fifth to give the M-Braves a 3-2 lead en route to a 5-4 victory over the Huntsville Stars. Mejia's 20th blast of the year went over the batter's eye at Trustmark Park, thus breaking Matt Esquivel's single-season HR record (19) from 2007.

September 3, 2011: Mejia Becomes M-Braves Career Home Run Leader

With a two homer night on September 3, 2011, first baseman Ernesto Mejia became the M-Braves career home run leader with 25 home runs. He broke Matt Esquivel (2006-07) and Michael Rosamond's (2005-06) previous number of 24 career home runs. Mejia finished the season with 26 homers, raising the bar for both career and single-season records.

October 18, 2011: Holbert Becomes Fifth Manager

Aaron Holbert was named the fifth manager in M-Braves history on October 18, 2011, taking the place of Rocket Wheeler, who led the club during the 2011 season. Holbert joined the Atlanta Braves organization after spending four seasons as a manager in the Cleveland Indians farm system, including back-to-back playoff division series (2010-11) and ultimately claiming the 2011 Carolina League Southern Division crown. Holbert was also named by Baseball America as the best manager at the Advanced-A level in 2011.

May 31, 2012: Simmons Promoted to Atlanta

Shortstop Andrelton Simmons was called up by the Atlanta Braves on May 31, 2012, becoming the 12th player in M-Braves history to be promoted directly to Atlanta from Mississippi. At that time, the Southern League All-Star had 10 stolen bases, nine doubles, three homers, and 21 RBI.

July 1, 2012: Sheets Signed by Atlanta, Assigned to AA

Four-time Major League All-Star Ben Sheets was signed to a

minor league contract by the Atlanta Braves and assigned to Double-A Mississippi on July 1, 2012. He made two starts for the M-Braves at Trustmark Park before joining the big league club in Atlanta.

August 6, 2012: Franchise Win No. 500

With a 2-1 victory over the Chattanooga Lookouts on August 6, 2012, the M-Braves picked up its 500th victory since making the move from Greenville, SC, to Pearl, MS, in 2005. Mississippi entered the 2012 season with 451 franchise wins.

September 6, 2012: Moran Claims ERA Title

RHP Gary Moran claimed the Southern League ERA Title, posting a 2.91 ERA in 29 games with the M-Braves. Moran began the season in the M-Braves bullpen where he made five appearances before moving into the starting rotation. With the title, Moran became the first Brave since 1978 (Savannah) to win the ERA Title. He finished the season with 10 consecutive quality starts.

March 30, 2013: Atlanta Braves at Trustmark Park

The Atlanta Braves played an exhibition game at Trustmark Park in front of a record crowd of 8,217. At the time, it was the largest crowd in park history. The game sold out in less than 48 hours. The A-Braves defeated the Braves Future Stars, managed by Braves Hall of Famer Bobby Cox, 10-0 in the historical contest.

May 30, 2013: Wood Promoted to Atlanta

LHP Alex Wood was called up to the show becoming the 13th player in M-Braves history to receive a promotion directly to Atlanta from Mississippi. Wood was 4-2 with a 1.26 ERA in 10 starts for the M-Braves. He also worked 19.1 consecutive innings without allowing a run (33.2 IP without giving up an earned run).

September 2, 2013: M-Braves Claim Wild Card Spot

The M-Braves defeated the Jacksonville Suns on the road in extra innings to claim the wild card spot in the Southern League Playoffs. It was the Braves first playoff appearance since the 2008 championship season. The Mobile BayBears defeated the M-Braves three-games-to-one to advance to the SLCS against Birmingham.

May 26, 2014: 2 Millionth Fan

With a crowd of 2,597 at Trustmark Park, the M-Braves welcomed fan number 2,000,000. Holly Hicks was showered with lots of Braves gears including season tickets, jerseys and other autographed memorabilia.

May 31, 2014: Florida Georgia Line Concert

Trustmark Park hosted its first major concert, Florida Georgia Line's This is How We Roll Summer Series Tour, on May 31. The ballpark tour featured Nelly & Chris Lane as opening acts and drew a record crowd of more than 14,000 people. It was the largest concert ever in Rankin County.

HISTORIC M-BRAVES MILESTONES

September 1, 2014: Best Record

The M-Braves wrapped up the 2014 season with the best overall record in the Southern League but finished second in both halves of the season and missed the post-season. The Braves won 12 of their final 15 games while Jacksonville claimed 15 of their final 18 to win the second half title. The team's record (83-56) was the best in M-Braves history, and it was the fourth-best record in Double-A Braves franchise history (best since 1992).

May 6-10, 2015: M-Braves Host Biloxi Series

The M-Braves and Biloxi Shuckers squared off against each other for the first time May 6-10 at Trustmark Park. The series was originally scheduled at Biloxi but was moved to Pearl due to MGM Park's construction delays. The Shuckers won the inaugural game 8-7 but the Braves took the series 3-games-to-2.

December 16, 2015: Salazar Named Manager

Luis Salazar was named the sixth manager in M-Braves history on December 16, 2015, replacing Aaron Holbert who led the club from 2012 through 2015. Salazar joined the Braves organization in 2011 and managed the High-A club for five seasons at Lynchburg (2011-14) and Carolina (2015). A native of Venezuela, Salazar followed seven minor league playing seasons with 13 years in the big leagues.

June 21, 2016: 2016 Southern League All-Star Game

The M-Braves hosted its second Southern League All-Star Game Tuesday, June 21, 2016. Trustmark's 2016 Southern League All-Star Game featured a pitcher's duel most of the way, but the South Division ultimately defeated the North Division 5-1 at Trustmark Park thanks in large part to Phillip Ervin's (PNS) grand slam. Ervin was also awarded the Top Star Award following the game.

August 17, 2016: Swanson to the Majors

The Braves No. 1 prospect, Dansby Swanson, was promoted to the Atlanta Braves and made his Major League debut against the Twins. Swanson was the 20th M-Brave to receive a promotion directly to the big leagues from Pearl. He joined the M-Braves at the end of April and posted a .261 average in 84 games with the Double-A club.

September 6, 2016: Albies wins SL Batting Title

The Braves No. 6 prospect Ozzie Albies was awarded the 2016 Southern League Batting Title with a batting average of .321. Between Triple-A Gwinnett and Double-A Mississippi, Albies posted a combined batting average of .292 with 33 doubles, 10 triples, six homers and 53 RBI.

February 24, 2017: M-Braves unveil plans for new HD video board

The M-Braves unveiled plans to build a new HD video board at Trustmark Park prior to the start of the 2017 season. At 68' wide by 28' high (1,904 square feet), the state-of-the-art Panasonic HD video board is four times larger than the previous display and is the largest single display in the Southern League. The new video board was the largest capital expense

improvement since the original construction of the stadium in 2005.

September 6, 2017: Acuña Named USA Today MiLB Player of the Year

On the year Ronald Acuña hit .325 with 21 homers and 44 stolen bases - a feat that hasn't been done in the Braves minor league system since Andruw Jones hit 34 and stole 30 bases in 1996. In 57 games for the M-Braves, the 19-year-old batted .326 with nine home runs, 30 RBI and 19 SB.

December 15, 2017: Chris Maloney Named Manager

Jackson native Chris Maloney was named the seventh manager in M-Braves history, replacing Luis Salazar who led the club from 2016 through 2017. Maloney attended Jackson's St. Joseph High School and graduated from Mississippi State University in 1983. His father, J. Con Maloney, has owned minor-league clubs including the Jackson Mets, Jackson (MS) Generals and Round Rock Express of Texas. Maloney spent the previous six seasons (2 as a coach for the St. Louis Cardinals. He has managed 20 seasons in the minors (17 with the Cardinals) and ranks ninth among active minor league managers in wins with 1,350 entering the 2018 season.

November 28, 2018: Pete Laven Named M-Braves Vice President and General Manager

The M-Braves announced that 27-year professional baseball veteran Pete Laven would take over as Vice President and General Manager of the M-Braves. Laven became the second VP/GM in M-Braves history.

June 24, 2018: 11 Runs in One Inning

The M-Braves scored a club record 11 runs during the bottom of the fifth inning on June 24, 2018 during a 17-1 win over Jacksonville at Trustmark Park. Seven of the 11 runs were batted in via five doubles (also a club record). The 17 runs and 19 hits during the drubbing were season highs.

July 25, 2018: Shortest Game in Team History

The M-Braves broke its previous record for the shortest game in team history by two minutes on July 25, 2018. Mobile defeated Mississippi 1-0 at Trustmark Park in just one hour and 55 minutes. The previous record was one hour and 57 minutes on May 8, 2010, against the Birmingham Barons.

August 18, 2018: Travis Demeritte Becomes M-Braves All-Time Home Run Leader

Travis Demeritte blasted his 16th home run of 2018 on August 18, 2018 against the Chattanooga Lookouts at Trustmark Park. The fourth inning blast off of Chattanooga starter Sean Poppen was the only tally in the 1-0 victory over the Lookouts in game one of a doubleheader. Demeritte became the fourth M-Braves player since 2005 to record 16 homers in a single season (Matt Esquivel, 2007 - 19, Mauro Gomez, 2010 - 16, Ernesto Mejia, 2011 - 26).

HISTORIC M-BRAVES MILESTONES

June 15, 2019: Dallas Keuchel makes start

After signing with the Braves on June 7, LHP Dallas Keuchel made his second tune-up start for the M-Braves in game one of a doubleheader on June 15, tossing a complete-game 7.0 innings of three-run baseball, striking out four and walking one in a no-decision against Mobile. The M-Braves won 4-3 in eight innings.

June 18, 2019: Seven M-Braves participate in Southern League All-Star Game

The M-Braves had seven All-Stars participate in the June 18 game at Biloxi. Outfielders Cristian Pache and Drew Waters were joined by pitchers Ian Anderson, Tucker Davidson, Jason Hursh, Kyle Muller, and Jeremy Walker. Drew Waters hit a seventh-inning home run in the South Division's 7-3 loss to the North Division in Biloxi.

June 28, 2019: Ian Anderson and Jeremy Walker combine for No-Hitter

Ian Anderson (7.0 IP) and Jeremy Walker (2.0 IP) combined for a nine-inning no-hitter on Friday, June 28, beating the Jackson (TN) Generals, 2-0. Anderson threw 103 pitches over 7.0 innings, matching Tommy Hanson's club record with 14 strikeouts and two walks. Walker earned his sixth save on the season with 2.0 innings, striking out two and walking none. The M-Braves saluted the Jackson (MS) Generals with retro Generals jerseys during the game. It was the third no-hitter in team history.

July 3, 2019: Ryan Casteel Records First Three-Homer Game

Ryan Casteel went 4-for-5, with three home runs, a double, four runs, five RBI in the 14-13 loss on July 3 at Pensacola. The three-homer game was the first in M-Braves history. The three homers and four runs were a personal career-high, and five RBI's matched a career-high.

July 3, 2019: M-Braves and Blue Wahoos set records

The M-Braves tied a Southern League record with 13 extra-base hits on Jul. 3 at Pensacola. The 20 combined extra-base hits and 75 total bases set a new league record. Ryan Casteel became the first M-Brave to record three home runs in one game while the team's five total home runs, combined nine home runs, 39 total bases, 13 extra-base hits, 20 combined extra-base hits and 36 combined hits all set new M-Braves records.

July 31, 2019: M-Braves play final game at Hank Aaron Stadium in Mobile

The M-Braves and BayBears met for the final time on July 31 in a 6-3 victory at Hank Aaron Stadium. The contest ended the 15-year series 144-176. The South Division foes met 20 times in 2019 with the season series finishing in a 10-10 record. The BayBears relocated to Madison, AL and became the Rocket City Trash Pandas in 2020. The BayBears joined the Southern league in 1997.

August 23, 2019: 1,000th win

Greyson Jenista belted a pinch-hit solo home run in the top of the ninth inning to give the M-Braves a 3-2 win over the Biloxi Shuckers at MGM Park, earning the franchise its 1,000th victory in team history.

August 29, 2019: Lien ties Demeritte on all-time homer list

Connor Lien hit nine M-Braves home runs in 2019, moving him to 32 over his career, tying him with former M-Brave Travis Demeritte on the club's all-time home run list. Lien matched Demeritte with a two-homer game against Chattanooga on August 29, his fourth career multi-homer game.

August 28, 2019: Drew Waters named Southern League MVP

Outfielder Drew Waters became the first M-Brave to claim the MVP award and first for the franchise since Ryan Klesko and Javy Lopez won league MVP in 1991-92 for the Greenville Braves. Waters was the youngest, at 20, to win MVP since Montgomery's Delmon Young claimed the honor in 2005.

September 2, 2019: Drew Waters wins league batting title

Waters hit .319 on the year, and became the second M-Brave to claim the Southern League batting title, joining Ozzie Albies, who claimed the award after batting .321 in 2016. He became only the fourth in franchise history, joining Doc Estes (1984, .341), Napoleon Calzado (2004, .359) and Albies. Despite just 108 M-Braves games, the 20-year-old finished the season by leading the league in batting average (.319), hits (134), doubles (35), triples (9) and extra-base hits (49).

January 29, 2020: Alex Anthopoulos visits Mississippi

Atlanta Braves executive vice president and general manager Alex Anthopoulos was the special guest for the 2020 Greater Jackson Chamber Partnership Annual Meeting.

February 13, 2020: Brian Snitker elected to Southern League Hall-of-Fame

Snitker managed for four years in the Southern League, managing the Greenville Braves for three years before moving with the team to Pearl in 2005. The inaugural Mississippi Braves club had some of the brightest prospects in the organization and promoted an unprecedented 11 players to Atlanta, including Jeff Francoeur and Brian McCann. Snitker took over as managers of the Atlanta Braves in 2016 and won the 2018 NL BBWAA Manager of the Year award.

March 15, 2020: MiLB delays start of 2020 season

Minor League Baseball announces that in light of the current coronavirus outbreak, and after consultation with medical professionals and our partners at Major League Baseball, we will delay that start of the 2020 Championship Season.

June 30, 2020: MiLB Announces cancellation of 2020 season

Minor League Baseball announces that there will not be a 2020 season due to the COVID-19 pandemic.

HISTORIC M-BRAVES MILESTONES

September 20, 2020: Davidson becomes 150th to the show

LHP Tucker Davidson became the eighth M-Braves alum to be promoted to Atlanta during the 2020 season. His promotion represented the 150th M-Brave to go on and make their MLB debut since 2005.

November 12, 2020: First former M-Brave wins NL MVP award

Former Mississippi Braves first baseman Freddie Freeman made history by becoming the Braves' first National League MVP since Chipper Jones in 1999 and fourth overall since the club moved to Atlanta in 1966. Freeman also became the first M-Braves alum to claim the MVP award.

December 9, 2020: M-Braves Invited to Continue as Braves Double-A Affiliate

The Mississippi Braves were officially invited to continue as the Atlanta Braves Double-A affiliate in 2021 and beyond, as part of MLB's new minor league operation.



YEARLY FINISHES

Team	Record	Finish	League	Year
Austin Braves			Texas League	1966
Austin Braves			Texas League	1967
Shreveport Braves			Texas League	1968
Shreveport Braves			Texas League	1969
Shreveport Braves			Texas League	1970
Savannah Braves	57-84	5th	Southern League	1971
Savannah Braves	80-59	2nd	Southern League	1972
Savannah Braves	71-68	3rd	Southern League	1973
Savannah Braves	73-65	4th	Southern League	1974
Savannah Braves	70-64	3rd	Southern League	1975
Savannah Braves	69-71	5th	Southern League	1976
Savannah Braves	77-63	3rd	Southern League	1977
Savannah Braves	72-72	4th	Southern League	1978
Savannah Braves	60-83	10th	Southern League	1979
*Savannah Braves	77-67	3rd	Southern League	1980
Savannah Braves	70-70	6th	Southern League	1981
Savannah Braves	69-75	8th	Southern League	1982
*Savannah Braves	81-64	3rd	Southern League	1983
*Greenville Braves	80-61	1st	Southern League	1984
Greenville Braves	70-74	7th	Southern League	1985
Greenville Braves	73-71	4th	Southern League	1986
Greenville Braves	70-74	5th	Southern League	1987
*Greenville Braves	87-57	1st	Southern League	1988
*Greenville Braves	70-69	4th	Southern League	1989
Greenville Braves	57-87	10th	Southern League	1990
*Greenville Braves	88-56	1st	Southern League	1991
*Greenville Braves	100-43	1st	Southern League	1992
*Greenville Braves	75-67	2nd	Southern League	1993
*Greenville Braves	73-63	3rd	Southern League	1994
Greenville Braves	59-83	9th	Southern League	1995
Greenville Braves	58-82	9th	Southern League	1996
Greenville Braves	74-66	4th	Southern League	1997
Greenville Braves	67-72	6th	Southern League	1998
Greenville Braves	58-82	10th	Southern League	1999
*Greenville Braves	68-71	6th	Southern League	2000
Greenville Braves	60-79	8th	Southern League	2001
Greenville Braves	65-69	7th	Southern League	2002
Greenville Braves	68-70	5th	Southern League	2003
Greenville Braves	63-76	9th	Southern League	2004

YEARLY FINISHES

Team	Record	Finish	League	Year
Mississippi Braves	64-68	6th	Southern League	2005
Mississippi Braves	58-80	10th	Southern League	2006
**Mississippi Braves	67-72	6th	Southern League	2007
#Mississippi Braves	73-66	3rd	Southern League	2008
Mississippi Braves	65-73	5th	Southern League	2009
Mississippi Braves	63-74	8th	Southern League	2010
Mississippi Braves	61-79	9th	Southern League	2011
Mississippi Braves	62-77	10th	Southern League	2012
^Mississippi Braves	76-63	3rd	Southern League	2013
>Mississippi Braves	83-56	1st	Southern League	2014
Mississippi Braves	69-67	3rd	Southern League	2015
^Mississippi Braves	73-65	2nd	Southern League	2016
Mississippi Braves	58-80	9th	Southern League	2017
Mississippi Braves	67-71	T-5th	Southern League	2018
Mississippi Braves	64-75	4th	Southern League	2019

2020 Season was Cancelled due to the COVID-19 pandemic.

Bold Won the Southern League Championship

* Finished first in the Southern League Eastern Division during the regular season

** Won the Southern League South First-Half Division Championship

Won the Southern League South Second-Half Division Championship

^ Southern League South Division Wild Card Team

> Best overall record but did not make the playoffs.

SOUTHERN LEAGUE STATS

Southern League Win-Loss Records through 2019

<u>Team</u>	<u>Win - Loss</u>	<u>PCT</u>	<u>Attendance</u>
Biloxi	384-301	.561	818,820
Jacksonville	2611-2445	.516	9,376,503
Chattanooga	2536-2504	.503	7,370,965
Montgomery	2523-2502	.502	6,532,791
Jackson	2527-2528	.500	6,218,824
Tennessee	2525-2547	.498	6,917,597
Birmingham	2513-2542	.497	10,497,094
Mobile	1578-1601	.496	4,093,391
Pensacola	550-560	.495	2,448,536
Mississippi	1003-1066	.485	3,030,737

Playoff Appearances & Championships

Playoff Appearances

Birmingham.....	15
Tennessee.....	15
Jacksonville.....	15
Huntsville	14
Chattanooga.....	13
Jackson	10
Carolina	8
Mobile	8
Montgomery	8
Pensacola	5
Mississippi	4
Biloxi	3

Championships

Jacksonville.....	6^
Birmingham.....	5
Jackson	4
Mobile	4^
Huntsville	3^
Chattanooga.....	3^
Carolina	2
Montgomery	2
Mississippi	1
Pensacola	1^
Tennessee.....	1^

^ Indicates Co-Championship

PLAYOFFS, MANAGER, WIN TOTALS

Mississippi Playoff Appearances & Results

Year	South Division Series	SL Championship Series
2007	Montgomery 3, Mississippi 1	
2008	Mississippi 3, Birmingham 0	Mississippi 3, Carolina 2
2013	Mobile 3, Mississippi 1	
2016	Mississippi 3, Pensacola 1	Jackson 3, Mississippi 0

Braves Playoff Totals

Playoff/Championship	W-L	PCT
South Division Playoffs	8-7	.433
Eastern Division Playoffs	19-19	.500
Southern League Championship Series	9-15	.375
All-Time Post Season Record	36-41	.468

Mississippi Braves Managerial Win-Loss Records

Manager	W-L	PCT
Aaron Holbert (2012-15)	290-263	.524
Brian Snitker (2005)	64-68	.485
Phillip Wellman (2007-10)	268-285	.484
Luis Salazar (2016-17)	131-145	.475
Chris Maloney (2018-2019)	131-146	.473
Rocket Wheeler (2011)	61-79	.435
Jeff Blauser (2006)	58-80	.420
Totals	1,003-1,066	.485

Mississippi Braves Wins & Losses Breakdown

Most Wins.....	83 (2014)
Fewest Wins.....	58 (2006, 2017)
Most Losses.....	80 (2006, 2017)
Fewest Losses.....	56 (2014)

Monthly

Most Wins in a Month	21 (May of 2014)
Fewest Wins in a Month	0 (September of 2007)
Most Losses in a Month	20 3 times (April of 2008 & July of 2017 & August of 2019)
Fewest Losses in a Month	0 (September of 2014)
Most Wins in a Half	44 (2nd Half of 2014)
Fewest Wins in a Half	24 (2nd Half of '17)
Most Losses in a Half	45 (1st Half of 2011)
Fewest Losses in a Half	26 (2nd Half of 2014)
Most Wins in the 1st Half	42 (1st Half of 2007)
Fewest Wins in the 1st Half	25 (1st Half of 2011)
Most Losses in the 1st Half	45 (1st Half of 2011)
Fewest Losses in the 1st Half	28 (1st Half of 2007)
Most Wins in the 2nd Half	44 (2nd Half of 2014)
Fewest Wins in the 2nd Half	24 (2nd Half of 2017)
Most Losses in the 2nd Half	44 twice (2nd Half of 2007 & 2nd Half of 2017)
Fewest Losses in the 2nd Half	26 (2nd Half of 2014)



MONTHLY BREAKDOWN

April

Most Wins in April	17 (2007)
Fewest Wins in April	6 (2008)
Most Losses in April	20 (2008)
Fewest Losses in April	7 (2007)

May

Most Wins in May	21 (2014)
Fewest Wins in May	12 (2007)
Most Losses in May	17 ('06 and '09)
Fewest Losses in May	8 (2014)

June

Most Wins in June	17 (2008)
Fewest Wins in June	8 ('11, '12 and '18)
Most Losses in June	19 (2012)
Fewest Losses in June	9 (2016)

July

Most Wins in July	18 ('08 and '16)
Fewest Wins in July	8 (2007)
Most Losses in July	20 (2017)
Fewest Losses in July	9 (2008)


August

Most Wins in August	20 (2014)
Fewest Wins in August	8 (2017)
Most Losses in August	20 (2019)
Fewest Losses in August	8 (2014)

September

Most Wins in September	4 ('10, '11, '17)
Fewest Wins in September	0 (2007)
Most Losses in September	4 ('09 and '15)
Fewest Losses in September	0 (2014 & 2019)

PAST MANAGERS



2005 MANAGER

The 2019 campaign marks Brian Snitker's third full season as the Atlanta Braves manager and his 43rd in the organization. The club named him interim manager on May 17, 2016. He was formally announced as Atlanta's manager on October 11, 2016. Snitker was named the 2018 National League Manager of the Year by the Baseball Writers' Association of America (BBWAA) after capturing 17 of 30 first place votes. He finished with 116 points, 17 more than Milwaukee's Craig Counsell. Prior to Snitker, Hall of Famer Bobby Cox was the only Braves manager to win Manager of the Year, earning the award in 1991, 2004 and 2005. Snitker led the Braves to a 90-72 record and the 18th division title in franchise history in 2018...He became the sixth Braves manager to take the team to the postseason by his second full season and the first since Fredi González led the 2012 club to the Wild Card Game. Since Snitker took over as interim

manager on May 17, 2016, the Braves have collected 57 last at-bats wins, most in the majors. The inaugural M-Braves manager signed a two-year contract with a club option for 2021 on October 15, 2018. ...The club exercised his option for 2018 on October 5, 2017.

Snitker managed the Greenville Braves for three years before moving with the team to Pearl, MS in 2005. The Braves first year in Mississippi proved to be a fruitful one thanks in large part to the direction of Snitker. The '05 team had some of the brightest prospects in the organization and promoted an unprecedented 11 players to Atlanta. With the likes of Jeff Francoeur, Brian McCann, Blaine Boyer, Macay McBride, Chuck James, and Anthony Lerew, the M-Braves were in a position to make a charge in the second half.

That charge never came as the majority of the players that put the team in a position to win were promoted to AAA Richmond or directly to Atlanta. After struggling through most of the first half, the Braves finished two games out of first place in the South Division and a half game out of second. Once the young players got accustomed to AA baseball, the wins started to pile up.

Just as the M-Braves were starting to put it all together, injuries in Atlanta forced the parent club to call up most of its future stars. Atlanta played a total of 17 rookies in '05 and they earned the nickname "The Baby Braves." "The Baby Braves" proved they could play with the big boys as they collectively drove Atlanta to its 14th consecutive division championship.

Snitker led Mississippi to a 64-68 record in its first year, a feat that shouldn't be overlooked with all the team had to deal with. They moved to a new city, most of the team's star players were promoted, and the final eight games of the season were canceled due to Hurricane Katrina.



2006 MANAGER

Jeff Blauser took his first managerial position with the Mississippi Braves in 2006. He served as a roving instructor for the Braves' organization for two years before being named the M-Braves skipper in the fall of '05.

Blauser had two of the game's best young players in Jarrod Saltalamacchia and Yunel Escobar and continued the M-Braves knack for promoting players to Atlanta when Martin Prado and Phil Stockman were called up.

Blauser was joined on his staff by player/coach Eddie Perez to give the Braves two former Major Leaguers calling the shots. In a peculiar year where the Braves saw a coach, Jon Williams, become a player (he was activated due to a lack of depth at the catcher position), it was also rewarding when two of the biggest crowds in Trustmark Park history came out to see Major League star Chipper Jones.

The M-Braves also had Major Leaguers Kyle Davies, Joey Devine, Macay McBride, and John Thomson for extended periods of time. Once again, the M-Braves finished the first half in third place in the South Division, but floundered down the stretch. With all the talent on the roster, the team couldn't find the winning formula as they finished the year 58-80 and in last place in the league.

PAST MANAGERS

2007-2010 MANAGER



Phillip Wellman began his career with the Atlanta Braves organization in Greenville, SC, in 2004. After three years as the Braves Double-A hitting coach, he took over as manager of the team in 2007. In his four years as manager, Wellman led the M-Braves to the postseason twice (2007-08) and claimed the 2008 Southern League Championship.

In his first year leading the M-Braves, Mississippi reached the Southern League playoffs for the first time in team history and the first time since 2000 in the franchise's history. Though Mississippi's roster was nothing similar to the team that won the first half title, Wellman's players put up a fight forcing four games against the eventual champion, Montgomery Biscuits.

In his sophomore campaign, the Braves' skipper led Mississippi to its second straight playoff appearance and its first championship. After struggling through the first half and a 6-20 April, the M-Braves won the South Division's second-half title, swept Birmingham in the SLDS and won a thrilling five-game series over the Carolina Mudcats in the SLCS. It was Mississippi's first Southern League Championship and the franchise's first title since the 1997 Greenville Braves. It was also the first championship in Wellman's professional career, as a player or coach. He was named 2008 Southern League Manager of the Year.

As Wellman entered his third season, he was welcomed with fresh new talent. After winning the Southern League Championship, the team was comprised of many new faces. Although a playoff attempt was close, it was not destined to be three years in a row. Aside from another shot at a ring, Wellman managed to mold and form many new upcoming prospects, most notably Freddie Freeman and Jason Heyward.

In 2010, Wellman was presented with another challenge. The team was comprised of many new faces, and despite not making a run for the post season, the M-Braves saw many prospects come through town. Eventual Atlanta Braves Brandon Beachy, Randall Delgado, Mike Minor, Tyler Pastornicky and Julio Teheran all spent time with the Double-A club in 2010.

Prior to the 2004 season, Wellman coached in the Cincinnati Reds organization where he was selected as a coach for the Futures Game in 2002 and named a "Prospect Manager" of the Southern League by Baseball America in 2003. Wellman spent eight years with the Reds organization dating back to 1996.

His career in coaching started in 1988 when he took the job as hitting instructor for the Pulaski Braves. Wellman coached in the Atlanta Braves organization from 1988-1991 before becoming manager of the extended spring Baltimore Gulf Coast team for a year. He spent three years in the Rookie Leagues before joining the Reds' organization in 1996.

Wellman started his professional baseball career as a player with the Braves in 1984. He spent his first three seasons in the Braves system making stops in Anderson ('84), Sumter ('85) and Durham ('86) before moving on to play in the Twins' and Pirates' farm systems. He attended Sam Houston State University (1980-82) and earned a Bachelor of Science in Education from Southwestern University at Georgetown, Texas, in 1985.

PAST MANAGERS

2011 MANAGER



Ralph "Rocket" Wheeler served as the M-Braves manager during the 2011 season, his ninth managerial season with the Atlanta Braves organization and his fourth season in the Southern League (2000-02). Wheeler joined the M-Braves after spending five seasons (2006-10) at the helm of the Myrtle Beach Pelicans, the Braves High-A affiliate at the time.

Wheeler led the Double-A club to a 61-79 record during his only season with the M-Braves. 2011 featured future Atlanta Braves Luis Avilan, Randall Delgado, and Tyler Pastornicky. The season was highlighted by several historical moments for the M-Braves. Pastornicky completed the first cycle in M-Braves history on July 5, and Ernesto Mejia became the M-Braves all-time home run leader with 26 blasts.

With 331 career wins, Wheeler is the winningest manager in Myrtle Beach Pelicans franchise history. His most successful season with the Pelicans occurred in 2008 when the team claimed both the first and second half Carolina League Southern Division titles. An 89-51 overall record on the season set Myrtle Beach franchise records of most wins in a single season (89) and most first half wins (45).

In post-season play, Wheeler's 2008 Pelicans claimed the Southern Divisional Series but fell short of the Mills Cup Championship. The championship series featured the record-setting Myrtle Beach Pelicans versus the Potomac Nationals in a best-of-three series. The contest went down to the third and final game where Potomac fought to tie it up in the ninth frame, forcing extra-innings and ultimately claiming the Mills Cup Championship in 10 innings.

In recognition of his achievements following the 2008 season, Wheeler was named by Baseball America as the Minor League Manager of the Year as well as the Carolina League Manager of the Year. Wheeler also filled the Mesa Solar Sox managerial role in the 2008 Arizona Fall League and was honored in 2009 when he was selected as the Carolina League All-Star Game manager.


Wheeler spent his first three seasons, 2003-05, as manager in the Atlanta Braves organization leading the Low-A Rome Braves of the South Atlantic League. In 2003, he was named the Braves Minor League Manager of the Year after leading Rome to the South Atlantic League Championship. While losing just nine of its final 30 contests, Rome (78-61) took three-of-four games from the Lake County Captains (97-43) to claim the title in its first season after moving the affiliate from Macon, GA.

Prior to starting his career with the Braves organization in 2003, Wheeler spent 26 years in the Toronto Blue Jays system as a player, coach, and manager. He served as manager of the Double-A Tennessee Smokies in the Southern League from 2000-02. Wheeler was named Florida State League Manager of the Year in 1999 after leading his Dunedin Blue Jays to an 85-51 record. In 1996 at St. Catharines, Wheeler was awarded the inaugural Bobby Mattick Award for excellence in player development after being named the Manager of the Year in the New York-Penn League.

Wheeler was originally a 13th-round draft pick by the Blue Jays in 1977 and played six seasons in the Toronto farm system. He began his coaching career in 1981 while also serving as a full-time player with the Florence Blue Jays (South Atlantic League). Wheeler attended the University of Houston, majoring in health and physical education while also playing baseball for the Cougars.

PAST MANAGERS

2012-15 MANAGER



Aaron Holbert managed the Double-A Braves for four seasons. After leading the Carolina League Kinston Indians for two seasons (2010-11), Holbert made his Double-A managerial debut in 2012 when he joined the Atlanta Braves organization.

After leading the 2013 club to its first playoff appearance since 2008, Holbert's 2014 M-Braves posted the best record in the Southern League, going 83-56. That record was also the best in M-Braves history, and it was the fourth-best record in Double-A Braves franchise history (best since 1992).

The 2013 M-Braves club went 76-63, posting a new M-Braves record for regular season wins before breaking that record yet again in 2014. The M-Braves pitching staff finished the regular season with a 3.07 team ERA. That number ranked second in the Southern League and was the best in M-Braves history. LHP Alex Wood was also called up to the Atlanta Braves on May 30, 2013, and catcher Christian Bethancourt was called up on September 9, 2013.

In his inaugural campaign, Holbert led the M-Braves to a 62-77 record. The 2012 season featured many highlights including the promotion of shortstop Andrelton Simmons directly to the Atlanta Braves on May 31. On August 6, the M-Braves notched its 500th franchise victory with a 2-1 victory over the Lookouts. Gary Moran also claimed the Southern League ERA Title, and Todd Cunningham finished third in the league's batting title race. Following the season, Holbert managed in the Arizona Fall League.

After a four-year tenure in the Cleveland Indians organization, Holbert became the fifth manager in M-Braves history. During his time as manager with the Kinston Indians, Holbert led the team to back-to-back playoff division series, winning the Carolina League's Southern Division in 2011. Not only was Holbert named the 2011 Carolina League Manager of the Year, he was also selected by Baseball America as the best manager at the Advanced-A level.


Holbert began his managerial career with the Lake County Captains, Cleveland's Low-A Affiliate, in 2008 and returned again as manager in 2009. Before his career with the Indians, Holbert coached in the Cincinnati Reds organization with the 2006 Gulf Coast League Cardinals as well as in the 2007 Rookie League team, the Billings Mustangs.

Prior to his managing and coaching career, Holbert spent 17 years as a professional baseball player. As a first round Cardinals draft pick in 1990, Holbert spent the next few years in their Minor League system and made brief appearances in the big leagues with St. Louis in 1996 and Cincinnati in 2005. Over the course of his career, Holbert played professionally with eight different organizations which included Boston, Cincinnati, Florida, Pittsburgh, Seattle, St. Louis, Tampa Bay, and Toronto. Following the 2005 season, Holbert retired to begin his coaching and managerial career in 2006.

A native of Long Beach, CA, Holbert graduated from Jordan High School in 1990 where he was named an All-California High School All-Star in his senior season. Holbert resides in Tampa, FL.

PAST MANAGERS

2016-17 MANAGER



Luis Salazar managed the M-Braves to a 131-145 record over the 2016 and 2017 seasons. He's was the sixth manager in Mississippi Braves history. 2017 was Salazar's 14th season as a minor league manager.

Salazar originally joined the Braves organization in 2011 and managed the High-A club for five seasons at Lynchburg (2011-14) and Carolina (2015) before joining the M-Braves.

In his first season with the Mississippi club, Salazar led the Braves to the Southern League Playoffs for the fourth time in M-Braves history. With an overall record of 73-65, the Braves entered the post-season via the wild card and claimed the South Division Title, falling just short of the Southern League Championship.

Despite a losing record in year two, Salazar led one of the youngest clubs in Double-A baseball. He helped to develop a a talented group that included OF Ronald Acuna Jr., who was named USA Today and Baseball America Minor League Player of the Year; Mike Soroka, who finished second in the Southern League in ERA (2.75); Kolby Allard, who finished ranked in the top 10 of the Southern League in numerous pitching categories; Luiz Gohara, who batted injuries in 2017 but ultimately earned a promotion to Atlanta; Austin Riley, who batted .315 with eight home runs and 27 RBI over his final 48 games of 2018.


Salazar began his managerial career at Beloit (1996-97). He later joined the GCL Dodgers (2002-05) and then spent one season at Vero Beach (2006). He also served as a hitting coach with the Louisville RiverBats (1999), Indianapolis Indians (2000), Milwaukee Brewers, Jacksonville Suns (2008) and Chattanooga Lookouts (2009) before joining the Braves organization. Salazar also served as Venezuela's hitting coach in the 2006 World Baseball Classic.

Salazar followed seven minor league playing seasons with 13 years in the big leagues including stints with the San Diego Padres (1980-84, 87, 89), Chicago White Sox (1985-86), Detroit Tigers (1988) and Chicago Cubs (1989-92). He hit .261 with 94 home runs and 455 RBI and played every position except catcher over the course of his playing career.

The Venezuela native was inducted into the Hispanic Heritage Baseball Museum Hall of Fame in 2010.



2018-19 MANAGER



Chris Maloney managed the M-Braves to a 131-146 record over the 2018 and 2019 seasons. He was the seventh manager in Mississippi Braves history. 2019 was Salazar's 21st season as a minor league manager.

Maloney was the recipient of the 2018 Bobby Cox Award, presented to the individual that best represents the top managerial performance throughout Atlanta's minor league system. Under Maloney's guidance, the M-Braves boasted a record three players on the Southern League's postseason All-Star team in 2019, while outfielder Drew Waters became the club's first league MVP.

Maloney finished his tenure in Mississippi ranked eighth among active minor league managers with 1,481 wins (1,481-1,396 overall record, .515 winning percentage) and has guided his clubs to winning records in 11 of 22 seasons and league championships in 1993 (Savannah Cardinals, South Atlantic League) and 2009 (Memphis Redbirds, Pacific Coast League).

Maloney was the first M-Braves skipper to have roots in the Jackson area. He attended Jackson's St. Joseph High School and went on to play collegiate baseball at Mississippi State University, graduating in 1983. He was signed as a non-drafted free agent by the New York Mets after his playing days at Mississippi State. The former outfielder and first baseman played minor league baseball for the Mets (1983-1985) and St. Louis Cardinals (1986) organizations prior to beginning his coaching career in 1988.

Before joining the Braves in 2018, Maloney spent six years on the St. Louis Cardinals major league coaching staff as the team's third-base coach (2016-17) and first base coach (2012-15). Before joining the Cardinals, Maloney was the Triple-A Memphis Redbirds manager for five seasons (2007-11), leading the team to winning records in four of his five seasons.

"Hammer" returned to the Cardinals organization in 2005 after having spent three years in the Astros organization as manager of the Triple-A New Orleans Zephyrs. Maloney posted 212 wins with the Zephyrs, including a first-place finish in 2002. Maloney's previous tenure with the Cardinals included manager of the year honors in three different leagues: the New York-Penn League while leading Hamilton to a 56-20 (.737) record in 1992, the highest winning percentage by a Cardinals minor league team; the South Atlantic League with Savannah in 1993, and the Texas League with Arkansas in 1998. His 1993 Savannah squad posted a 94-48 (.662) record and captured the league title as Maloney was named Baseball Weekly's Minor League Manager of the Year. In his 17 seasons as a manager in the Cardinals system, Maloney compiled a 1,016-870 (.539) record. His work with young Cardinals players was formally recognized when he was presented with the 2006 and 2009 George Kissell Awards, presented annually for excellence in player development. The 2009 award



FRANCHISE BATTING RECORDS

Team - Single Game

Hits	22, 4/13/95 vs Orlando
At-Bats	7/8/92 vs Knoxville
Runs	83, 8/6/98 vs Huntsville
Runs (Inning)	19, Last: 5/7/13 at Montgomery
Doubles	11, 6/24/18 vs Jacksonville
Triples	11, 6/17/95 vs Knoxville
Home Runs	8/7/91 vs Charlotte
Home Runs (Inning)	9, 7/30/86 vs Birmingham
Stolen Bases	3, twice, last: 8/2/05 at Birmingham
Walks	5, 8/14/99 vs Orlando
Strikeouts	7/1/92 vs Knoxville
.....	9/3/04 vs West Tenn
.....	4, 7/7/86 vs Memphis
.....	9, 5/1/07 at Mobile
.....	15, twice
.....	20, 6/10/00 vs Jacksonville
.....	8/6/98 vs Huntsville

Individual - Career

Most Games	462, Ino Guerrero
Highest Batting Average341, Doc Estes
Most At-Bats	1,518, Pedro Swann
Most Hits	452, Pedro Swann
Most Runs	242, Ino Guerrero
Most Total Bases	713, Pedro Swann
Most Doubles	91, Pedro Swann
Most Triples	22, Matt Young
Most Home Runs	51, Pedro Swann
Most Runs Batted In	253, Ino Guerrero
Most Sacrifice Hits	31, Carlos Rios & Mycal Jones
Most Sacrifice Flies	15, Ino Guerrero
Most Hit by Pitch	25, Drew Denson
Most Walks	245, Ino Guerrero
Most Strikeouts	358, Connor Lien
Most Stolen Bases	91, Mike Cole
Most Caught Stealing	40, Greg Tubbs
Highest Slugging %543, George Lombard
Highest On-Base %434, Mike Cole

Individual - Single Season

Most Games	144, Greg Tubbs, 1986
Highest Batting Average*359, Napoleon Calzado, 2004
Most At-Bats	567, Mark Lemke, 1988
Most Hits	174, Doc Estes, 1984
Most Runs	105, Mike Cole, 1984
Most Total Bases	265, Ernesto Mejia, 2011
Most Doubles	42, Mauro Gomez, 2010
Most Triples	12, Gregor Blanco, 2005
Most Home Runs	26, Ernesto Mejia, 2011
.....	Mike Hessman, 2001
Most Runs Batted In	104, Dave Griffin, 1986
Most Sacrifice Hits	17, Johan Camargo, 2016
Most Sacrifice Flies	9, Last: Jose Olmeda, 1993
Most Hit by Pitch	21, Wes Timmons, 2005
Most Walks	110, Mike Cole, 1984
Most Intentional Walks	14, Ryan Klesko, 1991
Most Strikeouts	178, Mike Hessman, 2000
Most Stolen Bases	85, Mike Cole, 1984
Most Caught Stealing	30, Mike Cole, 1984
Highest Slugging %*543, George Lombard, 1998

M-BRAVES CAREER BATTING LEADERS

Batting Average*

Ozzie Albies	321
Drew Waters	319
Todd Cunningham	309
Scott Thorman	305
Diory Hernandez	304

Games

Mycal Jones	362
Connor Lien	339
Matt Young	311
Willie Cabrera	310
Matt Kennelly	297

Hits

Willie Cabrera	319
Matt Young	309
Mycal Jones	306
Matt Kennelly	248
J.C. Holt	232

Runs Batted In

Willie Cabrera	160
Mycal Jones	115
Greg Creek	114
Donell Linares	109
Travis Demeritte	108
Matt Esquivel	108

Stolen Bases

Mycal Jones	78
Matt Young	73
Carl Loadenthal	49
Gregor Blanco	45
J.C. Holt	42
Connor Lien	42

At-Bats

Mycal Jones	1,240
Willie Cabrera	1,134
Matt Young	1,096
Connor Lien	1,142
Matt Kennelly	1,017

Total Bases

Willie Cabrera	460
Mycal Jones	430
Matt Young	417
Connor Lien	388
Travis Demeritte	362

Slugging Percentage*

Ernesto Mejia	511
Scott Thorman	506
Brandon Jones	497
Cedric Hunter	495
Jeff Francoeur	494

Doubles

Willie Cabrera	69
Mycal Jones	68
Connor Lien	52
Greg Creek	49
Luis Valenzuela	49

Triples

Matt Young	22
Gregor Blanco	15
J.C. Holt	14
Connor Lien	13
Travis Demeritte	11
Kyle Kubitz	11

Home Runs

Travis Demeritte	32
Connor Lien	32
Ernesto Mejia	26
Michael Rosamond	24
Matt Esquivel	24

Caught Stealing

Matt Young	32
Mycal Jones	29
Diory Hernandez	24
Carl Loadenthal	20
2 others tied	19

Runs

Mycal Jones	195
Matt Young	164
Willie Cabrera	142
Travis Demeritte	131
Antoan Richardson	124

Hit By Pitch

Connor Lien	25
Antoan Richardson	23
Seth Loman	22
3 others tied	21

On-Base Percentage*

Antoan Richardson	412
Kyle Kubitz	405
Matt Young	391
Ozzie Albies	391
Wes Timmons	388

On-Base Plus Slugging*

Ernesto Mejia	881
Cedric Hunter	881
Kyle Kubitz	875
Scott Thorman	866
Ozzie Albies	858

Walks

Matt Young	179
Mycal Jones	154
Kala Ka'aihue	135
Gregor Blanco	116
Matt Kennelly	109

Plate Appearances

Mycal Jones	1,456
Matt Young	1,315
Willie Cabrera	1,250
Connor Lien	1,174
Matt Kennelly	1,150

Strikeouts

Connor Lien	449
Travis Demeritte	274
Mycal Jones	266
Kala Ka'aihue	234
Onil Joseph	211

Sacrifice Hits

Mycal Jones	31
Tyler Pastornicky	19
Johan Camargo	17
Luis Hernandez	13
Braeden Schlehuder	13

Sacrifice Flies

Barrett Kleinknecht	13
Willie Cabrera	12
Christian Bethancourt	10
Greg Creek	10
Mycal Jones	10

*Based on a minimum 2.7 PA per league games (378 PA).

M-BRAVES BATTING RECORDS

Team - Single Game

Hits	21 (6/17/10 at CAR)
Extra-Base Hits	13 (7/3/19 at PNS)
At-Bats	58 (Last: 5/22/16 at MOB)
Runs.....	19 (5/7/13 at MTG)
Runs (Inning)	11 (6/24/18 vs JAX)
Doubles	8 (6/17/10 at CAR)
Triples	3 twice (Last: 8/2/05 at BIR)
Home Runs	5 (7/3/19 at PNS)
Home Runs (Inning)	3 (6/25/07 vs MTG)
Stolen Bases	9 (5/1/07 at MOB)
Walks	13 twice (Last: 8/10/12 vs BIR)
Strikeouts	18 (6/17/05 vs WTN)

Individual - Single Season

Most Games	137, Ernesto Mejia (2011)
Highest Batting Average*319, Drew Waters (2019)
Most At-Bats	524, Dustin Peterson (2016)
Most Hits	148, Ernesto Mejia (2011) and Dustin Peterson (2016)
Most Runs	82, Ernesto Mejia (2011)
Most Doubles	42, Mauro Gomez (2010)
Most Triples	12, Gregor Blanco (2005)
Most Home Runs	26, Ernesto Mejia (2011)
Most Runs Batted In	99, Ernesto Mejia (2011)
Most Sacrifice Hits	17, Johan Camargo (2016)
Most Sacrifice Flies	8, Mauro Gomez (2010)
Most Hit by Pitch	21, Wes Timmons (2005)
Most Walks	94, Matt Young (2009)
Most Intentional Walks	8, Matt Young (2009), Kyle Kubitz (2014)
Most Strikeouts	156, Ernesto Mejia (2011)
Most Stolen Bases	42, Matt Young (2009)
Most Caught Stealing	20, Diory Hernandez (2007)
Highest Slugging %*531, Ernesto Mejia (2011)
Highest On-Base %*421, Matt Young (2009)

*Based on a minimum 2.7 PA per game

M-BRAVES HIGHS AND LOWS

Club Miscellaneous

Longest Winning Streak	8 G (Last: 8/3-12/16 vs PNS/MOB)
Longest Losing Streak	9 G twice (Last: 7/30-8/6/17 vs MOB/BLX)
Longest Home Winning Streak	8 G (7/28-8/17/16 vs JAX/BLX/PNS)
Longest Road Winning Streak	7 G (7/22-8/9/09 at TNS/HVL)
Longest Home Losing Streak	12 G (5/16-6/12/11 vs JAX/MOB/CHA)
Longest Road Losing Streak	11 G (4/3-4/24/08 at HVL/BIR/MOB)
Largest Margin of Victory	17 R (5/7/13 at MTG)
Largest Margin of Defeat	15 R (4/27/11 vs MTG)
Largest Comeback Win	10 R (7/16/15 vs JAX)
Longest Game (Innings)	16 three times (Last: 8/20/16 vs PNS)
Longest Game (Time)	5:03 (4/15/12 at JXN)
Longest Game (Time - 9 Innings)	4:01 (7/5/11 vs JXN)
Shortest Game (Time - 9 Innings)	1:54 twice (7/25/18 vs MOB & 7/14/19 vs. PNS)
Longest Game (Time - 7 Innings)	4:13 (5/7/09 vs TNS)
Largest Crowd, Home	7,652 (8/12/06 vs HVL)
Largest Crowd, Road	10,827 (5/22/05 at JAX)

Club Batting

Most Runs, Game	19 (5/7/13 at MTG)
Most Runs, Game, Both Clubs	29 (7/16/15 vs JAX)
Most Runs, Inning	11 (6/24/18 vs. JAX)
Most Hits, Game	21 (6/17/10 at CAR)
Most Hits, Game, Both Clubs	36 (7/3/19 at PNS)
Most Hits, Inning	8 many (Last: 7/16/15 vs JAX)
Fewest Hits, Game	1 (Last: 6/15/18 at BLX)
Most At-Bats, Game	58 twice (Last: 5/22/16 at MOB)
Most Doubles, Game	8 (6/17/10 at CAR)
Most Triples, Game	3 (Last: 8/2/05 at BIR)
Most Home Runs, Game	5 (7/3/19 at PNS)
Most Home Runs, Game, Both Clubs	9 (7/3/19 at PNS)
Most Home Runs, Inning	3 (6/25/07 vs MTG)
Most Extra Base Hits, Game	13 (7/3/19 at PNS)
Most Extra Base Hits, Both Clubs	20 (7/3/19 at PNS)
Most Walks, Game	13 twice (Last: 8/10/12 vs BIR)
Most Walks, Game, Both Clubs	22 (8/10/12 vs BIR)
Most Strikeouts, Game	19 twice (4/14/09 vs HVL & 8/9/19 at JAX)
Most Strikeouts, Game, Both Clubs	35 (8/4/16 at PNS)
Most Stolen Bases, Game	9 (5/1/07 at MOB)
Most Stolen Bases, Opponent	9 (6/12/10 vs CHA)
Most Stolen Bases, Game, Both Clubs	9 (Last: 6/12/10 vs CHA)

M-BRAVES HIGHS AND LOWS

Individual Batting

Longest Hitting Streak.....	23 G (Tommy La Stella, 7/5 - 8/5/13)
Longest On-Base Streak.....	40 G (Christian Bethancourt, 6/13 - 8/14/13)
Longest RBI Streak	9 G (Seth Loman, 6/21-29/14)
Most Runs, Game.....	5 (Bolivar, 4/18/10 at WTN; Demeritte, 8/9/18 at JAX)
Most Hits, Game	5 (Last: Alejandro Salazar, 7/15/18 vs PNS)
Most Doubles, Game	3 (Last: Emerson Landoni, 7/12/15 at CHA)
Most Triples, Game.....	2 (Joseph, 6/10/05; Lemon, 6/7/11 at MTG; Albies, 4/17/16 vs CHA; Waters, 6/1/19 at PNS)
Most Home Runs, Game.....	3 (Ryan Casteel, 7/3/19 at PNS)
Most Consecutive Games with a Home Run	3 G (Last: Franco, 5/16-18/17 at BLX/JAX)
Most Extra Base Hits, Game	4 (Emerson Landoni, 7/12/15 at CHA; Ryan Casteel, 7/3/19 at PNS)
Most Runs Batted In, Game.....	6 (Last: Jaime Pedroza, 8/2/13 at HVL)
Most Stolen Bases, Game.....	3 (twice: Jose Peraza, 7/21/14 at TNS; Ray-Patrick Didder, 8/9/19 at JAX)
Most Walks, Game.....	5 (Dan Nelson, 9/1/10 at WTN)

Club & Individual Fielding

Most Errors, Game, Club.....	5 (Last: 7/3/18 at BLX)
Most Errors, Game, Both Clubs	9 (6/4/11 at MTG)
Most Errors, Game, Individual.....	3 (Last: Lucas Sims, 7/17/16 vs JXN)
Most Consecutive Errorless Games, Club.....	8 (Last: 7/23-30/14)
Most Consecutive Errorless Innings, Club	78.2 (7/22-31/14)
Most Double Plays Turned, Game	4 (Last: 4/16/18 vs PNS)

YEARLY BATTING RECORDS

Mississippi Braves Year-by-Year Batting

Year	Club	AVG	G	AB	R	H	2B	3B	HR	RBI	SAC	SF	BB	SO	IBB	SB	SLG	OBP
2005	Mississippi	.258	132	4391	545	1133	214	45	75	486	70	35	437	949	31	104	.379	.330
2006	Mississippi	.247	138	4616	492	1140	208	28	65	448	39	35	378	1009	19	73	.346	.308
2007	Mississippi	.262	139	4702	617	1232	236	35	84	554	57	40	484	1065	16	159	.381	.336
2008	Mississippi	.255	139	4559	628	1163	210	52	88	582	60	29	520	974	14	120	.382	.338
2009	Mississippi	.247	138	4488	517	1107	222	30	60	466	52	46	501	943	23	123	.350	.327
2010	Mississippi	.257	137	4532	585	1164	230	23	72	525	44	41	449	930	20	108	.365	.331
2011	Mississippi	.260	140	4675	620	1216	227	24	80	556	93	34	451	946	20	77	.370	.333
2012	Mississippi	.247	139	4581	555	1131	225	30	53	505	71	41	475	941	8	124	.344	.324
2013	Mississippi	.251	139	4574	556	1150	217	19	79	502	64	38	455	901	20	137	.359	.321
2014	Mississippi	.266	139	4620	609	1228	238	40	63	551	60	43	428	920	20	141	.376	.318
2015	Mississippi	.248	136	4418	510	1095	185	27	38	471	59	36	448	897	13	86	.328	.319
2016	Mississippi	.250	138	4704	510	1177	211	44	71	472	54	35	369	1118	11	76	.359	.309
2017	Mississippi	.233	138	4517	498	1052	191	27	98	462	48	35	405	1170	15	70	.352	.301
2018	Mississippi	.240	138	4396	541	1054	209	33	74	488	32	24	390	1185	22	73	.353	.308
2019	Mississippi	.236	139	4474	483	1055	202	38	87	448	23	32	399	1274	9	94	.356	.305

Mississippi Braves Individual Yearly Batting Leaders

Games Played

2005	Gregor Blanco, 123
2006	Yunel Escobar, 121
2007	Carl Loadenthal, 129
2008	Matt Young, 135
2009	Matt Young, 130
2010	Mauro Gomez, 133
2011	Ernesto Mejia, 137
2012	Joe Leonard, 124
2013	Edward Salcedo, 132
2014	Kyle Kubitz, 132
2015	Rio Ruiz, 127
2016	Dustin Peterson, 132
2017	Travis Demeritte, 124
2018	Travis Demeritte, 128
2019	Alejandro Salazar, 120

2007	Carl Loadenthal, 476
2008	Matt Young, 491
2009	Brandon Hicks, 464
2010	Mauro Gomez, 495
2011	Ernesto Mejia, 499
2012	Philip Gosselin, 484
2013	Edward Salcedo, 468
2014	Kyle Kubitz, 440
2015	Rio Ruiz, 420
2016	Dustin Peterson, 524
2017	Travis Demeritte, 458
2018	Tyler Neslony, 451
2019	Drew Waters, 420

Hits

2005	Wes Timmons, 116
2006	Yunel Escobar, 113
2007	Carl Loadenthal, 143
2008	Matt Young, 142
2009	Matt Young, 133
2010	Mauro Gomez, 139
2011	Ernesto Mejia, 148
2012	Todd Cunningham, 144
2013	Jose Martinez, 123
2014	Kyle Kubitz, 130
2015	Emerson Landoni, 122
2016	Dustin Peterson, 148
2017	Travis Demeritte, 106
2018	Tyler Neslony, 110
2019	Drew Waters, 134

Runs

2005	Wes Timmons, 73
2006	Yunel Escobar, 55
2007	Carl Loadenthal, 72
2008	Matt Young, 74
2009	Matt Young, 81

Batting Average (Based on 2.7 PA's Per Game)

2005	Wes Timmons, .272
2006	Luis Hernandez, .268
2007	J.C. Holt, .312
2008	Matt Young, .289
2009	Matt Young, .289
2010	Mauro Gomez, .281
2011	Ernesto Mejia, .297
2012	Todd Cunningham, .309
2013	Jose Martinez, .285
2014	Cedric Hunter & Kyle Kubitz, .295
2015	Emerson Landoni, .297
2016	Ozzie Albies, .315
2017	Joey Meneses, .292
2018	Luis Valenzuela, .282
2019	Drew Waters, .319

At-Bats

2005	Wes Timmons, 427
2006	Yunel Escobar, 428

YEARLY BATTING RECORDS

2010	Mauro Gomez, 67
2011	Ernesto Mejia, 82
2012	Todd Cunningham, 77
2013	Mycal Jones, 56
2014	Kyle Kubitz, 76
2015	Emerson Landoni, 53
2016	Dustin Peterson, 65
2017	Travis Demeritte, 62
2018	Travis Demeritte, 69
2019	Drew Waters, 63

Total Bases

2005	Scott Thorman, 176
2006	Michael Rosamond, 152
2007	Brandon Jones, 185
2008	Matt Young, 189
2009	Matt Young, 187
2010	Mauro Gomez, 233
2011	Ernesto Mejia, 265
2012	Todd Cunningham, 188
2013	Edward Salcedo, 174
2014	Kyle Kubitz, 207
2015	Emerson Landoni, 156
2016	Dustin Peterson, 226
2017	Travis Demeritte, 184
2018	Travis Demeritte, 178
2019	Drew Waters, 202

Doubles

2005	Wes Timmons, 31
2006	Yunel Escobar, 21
2007	Mark Jurich, 32
2008	Kala Ka'aihue, 23
2009	Brandon Hicks, 25
2010	Mauro Gomez, 42
2011	Ernesto Mejia, 37
2012	Joey Terdoslavich, 24
2013	C. Marrero/E. Salcedo, 22
2014	Kyle Kubitz, 31
2015	K. Ahrens & E. Landoni, 23
2016	Dustin Peterson, 38
2017	Travis Demeritte, 21
2018	Tyler Neslony, 24
2019	Drew Waters, 35

Triples

2005	Gregor Blanco, 12
2006	Y. Escobar/L. Hernandez/O. Joseph, 4
2007	Brandon Jones, 6
2008	Matt Young, 11
2009	Matt Young, 10
2010	Eric Duncan, 5
2011	W. Cabrera/C. Harrilchak/T. Pastornicky, 5
2012	Todd Cunningham, 6
2013	Christian Marrero, 5
2014	Kyle Kubitz, 11
2015	KD Kang, 6

2016	Ozzie Albies/Connor Lien, 7
2017	Travis Demeritte/Jared James/Keith Curcio, 6
2018	Travis Demeritte, 5
2019	Drew Waters, 9

Home Runs

2005	Scott Thorman, 15
2006	Michael Rosamond, 15
2007	Matt Esquivel, 19
2008	Kala Ka'aihue, 14
2009	Brandon Hicks, 10
2010	Mauro Gomez, 16
2011	Ernesto Mejia, 26
2012	Evan Gattis, 9
2013	C. Bethancourt/E. Salcedo, 12
2014	Cedric Hunter, 14
2015	Kevin Ahrens, 9
2016	D. Peterson/J. Schrader, 12
2017	Travis Demeritte, 15
2018	Travis Demeritte, 17
2019	Ryan Casteel, 21

RBI

2005	Scott Thorman, 65
2006	Michael Rosamond, 47
2007	Brandon Jones, 74
2008	Kala Ka'aihue, 61
2009	Willie Cabrera, 53
2010	Mauro Gomez, 80
2011	Ernesto Mejia, 99
2012	Joe Leonard, 66
2013	Edward Salcedo, 55
2014	Cedric Hunter, 72
2015	Kevin Ahrens, 64
2016	Dustin Peterson, 88
2017	Travis Demeritte/Joey Meneses, 45
2018	Travis Demeritte, 63
2019	Ryan Casteel, 73

Sacrifice Hits

2005	Onil Joseph, 9
2006	Luis Hernandez, 7
2007	J.C. Holt, 8
2008	Javier Guzman, 12
2009	Brandon Hicks, 8
2010	Tyler Pastornicky, 7
2011	M. Jones, T. Pastornicky, 12
2012	Todd Cunningham, 8
2013	Mycal Jones, 7
2014	M. Jones, G. Nunez, B. Schlehuber, 7
2015	Matt Lipka, 6
2016	Johan Camargo, 17
2017	Dylan Moore, 5
2018	Alejandro Salazar, 8
2019	Daniel Lockhart, Ian Anderson, 4

Sacrifice Flies

YEARLY BATTING RECORDS

2005	Jeff Francoeur, 6
2006	Y. Escobar/M. Rozema/J. Arteaga, 4
2007	Brandon Jones, 6
2008	K. Ka'aihue/J. Guzman, 4
2009	Willie Cabrera, 7
2010	Mauro Gomez, 8
2011	Ernesto Mejia, 7
2012	Joe Leonard/Joey Terdoslavich, 5
2013	Christian Bethancourt, 7
2014	Mycal Jones & Cedric Hunter, 6
2015	Kevin Ahrens, 6
2016	Williams Astudillo, 5
2017	Dylan Moore/Keith Curcio, 4
2018	Travis Demeritte/Tyler Neslony, 4
2019	Greyson Jenista, 5

Hit by Pitch

2005	Wes Timmons, 21
2006	Yunel Escobar, 8
2007	Diory Hernandez, 14
2008	Matt Young, 9
2009	Matt Young, 12
2010	Antoan Richardson, 12
2011	Antoan Richardson, 11
2012	Phil Gosselin, 9
2013	Mycal Jones, 5
2014	Seth Loman, 12
2015	Seth Loman, 10
2016	Williams Astudillo, 9
2017	Connor Lien, 9
2018	Connor Lien, 9
2019	Ray-Patrick Didder, 15

Walks

2005	Gregor Blanco, 73
2006	Yunel Escobar, 59
2007	Carl Loadenthal, 62
2008	Kala Ka'aihue, 88
2009	Matt Young, 94
2010	Mauro Gomez, 46
2011	Antoan Richardson, 60
2012	Joe Leonard, 48
2013	Christian Marrero, 84
2014	Kyle Kubitz, 77
2015	Rio Ruiz, 63
2016	Carlos Franco, 53
2017	Travis Demeritte, 49
2018	Travis Demeritte, 57
2019	Ray-Patrick Didder, 51

Strikeouts

2005	Gregor Blanco, 124
2006	Michael Rosamond, 117
2007	Matt Esquivel, 97
2008	Kala Ka'aihue, 119
2009	Brandon Hicks, 131
2010	Mauro Gomez, 122

2011	Ernesto Mejia, 156
2012	Phil Gosselin, 90
2013	Edward Salcedo, 111
2014	Kyle Kubitz, 133
2015	KD Kang, 111
2016	Carlos Franco, 134
2017	Connor Lien, 160
2018	Travis Demeritte, 140
2019	Ryan Casteel, Drew Waters, 121

Intentional Walks

2005	S. Thorman/J. Francoeur, 5
2006	J. Saltalamacchia/J. Arteaga, 4
2007	Carl Loadenthal, 6
2008	JC Boscan, 3
2009	Matt Young, 8
2010	Eric Duncan, 5
2011	Ernesto Mejia, 6
2012	Todd Cunningham/Ian Gac, 2
2013	Christian Marrero, 6
2014	Kyle Kubitz, 8
2015	Eric Garcia, 3
2016	Ozzie Albies, 3
2017	Keith Curcio/Carlos Franco/Jared James/Luis Valenzuela, 2
2018	Daniel Lockhart, 3
2019	9 players, 1

Stolen Bases

2005	Gregor Blanco, 28
2006	Gregor Blanco, 17
2007	Carl Loadenthal, 40
2008	Matt Young, 30
2009	Matt Young, 42
2010	Antoan Richardson, 24
2011	Tyler Pastornicky, 20
2012	Todd Cunningham, 24
2013	Mycal Jones, 29
2014	Jose Peraza, 25
2015	Mallex Smith, 23
2016	Ozzie Albies, 21
2017	Ronald Acuna, 19
2018	Ray-Patrick Didder/Daniel Lockhart/Tyler Neslony, 9
2019	Ray-Patrick Didder, 28

Caught Stealing

2005	Gregor Blanco, 12
2006	Yunel Escobar, 9
2007	Diory Hernandez, 20
2008	Matt Young, 12
2009	Matt Young, 16
2010	Willie Cabrera, 6
2011	Tyler Pastornicky, 8
2012	Todd Cunningham, 8
2013	Mycal Jones, 11
2014	Jose Peraza, 8
2015	Emerson Landoni, 8
2016	Ozzie Albies, 9

YEARLY BATTING RECORDS

2019 Cristian Pache, 11

Slugging Percentage (Based on 2.7 PA's Per Game)

2005 Wes Timmons, .403
 2006 Yunel Escobar, .346
 2007 Diory Hernandez, .418
 2008 J.C. Holt, .397
 2009 Matt Young, .407
 2010 Mauro Gomez, .471
 2011 Ernesto Mejia, .531
 2012 Todd Cunningham, .403
 2013 Christian Bethancourt, .436
 2014 Cedric Hunter, .495
 2015 KD Kang, .384
 2016 Ozzie Albies, .467
 2017 Jared James, .415
 2018 Travis Demeritte, .416
 2019 Drew Waters, .481

On-Base Percentage (Based on 2.7 PA's Per Game)

2005 Wes Timmons, .388
 2006 Yunel Escobar, .361
 2007 Carl Loadenthal, .383
 2008 Matt Young, .384
 2009 Matt Young, .421
 2010 Mauro Gomez, .349
 2011 Ernesto Mejia, .375
 2012 Todd Cunningham, .403
 2013 Christian Marrero, .366
 2014 Kyle Kubitz, .405
 2015 Emerson Landoni, .339
 2016 Ozzie Albies, .391
 2017 Joey Meneses, .360
 2018 Tyler Marlette, .325
 2019 Drew Waters, .366

FRANCHISE PITCHING RECORDS

Team - Single Game

Most Innings Pitched.....	23, (8/6/98 vs. Huntsville)
Most Hits Allowed, Game.....	25 (5/10/06 vs West Tenn)
Most Runs Allowed, Game.....	21 (8/9/86 vs. Orlando)
Most Runs Allowed, Inning.....	11 (Last: 4/13/13 at Birmingham)
Most Walks Allowed.....	17 (7/21/93 vs. Huntsville)
Most Strikeouts.....	20 (8/4/16 at Pensacola)
Most Home Runs Allowed.....	5, 3 times, (last 8/11/95 vs. Jacksonville)
Longest Game (time).....	6:26 (8/6/98 vs. Huntsville)

Individual - Career

Most Wins.....	30, Lee Upshaw
Most Losses.....	29, Lee Upshaw
Most Saves.....	55, Billy Sylvester
Lowest Earned Run Average*.....	1.03, Brad Voyles
Most Games Started.....	68, Lee Upshaw
Most Complete Games.....	8, Joe Johnson
Most Innings Pitched.....	458.2, Lee Upshaw
Most Hits Allowed.....	452, Lee Upshaw
Most Runs Allowed.....	207, Lee Upshaw
Most Earned Runs Allowed.....	182, Andre Treadway
Most Walks Allowed.....	220, Kevin Blankenship
Most Strikeouts.....	331, Lee Upshaw
Most Home Runs Allowed.....	41, Ryan Jacobs
Most Hit Batsmen.....	25, Brett Evert
Most Wild Pitches.....	26, Kevin Coffman

Individual - Single Season

Most Wins.....	16, Napoleon Robinson, 1991
Most Losses.....	15, Dale Polley, 1989
Most Saves.....	28, Luis Valdez, 2008
Lowest Earned Run Average*.....	1.08, Brad Voyles, 2001
Most Games Started.....	30, Kevin Coffman, 1987 Marty Clary, 1984
Most Complete Games.....	7, Joe Johnson, 1984
Most Innings Pitched.....	186, Marty Clary, 1984
Most Hits Allowed.....	191, Derrin Ebert, 1997
Most Runs Allowed.....	103, Kevin Coffman, 1987
Most Earned Runs Allowed.....	95, Mike Hostetler, 1995
Most Walks Allowed.....	130, Kevin Coffman, 1987
Most Strikeouts.....	164, Bruce Chen, 1998
Most Home Runs Allowed.....	24, Mike Hostetler, 1995 Derrin Ebert, 1997 Chris Waters, 2006
Most Hit Batsmen.....	14, Aaron Northcraft, 2013
Most Wild Pitches.....	21, Kevin Coffman, 1987
Most Consecutive Wins.....	8, Eddie Matthews, 1988 Bean Stringfellow, 1987

*Based on a minimum 0.8 IP per league games (112 IP)

M-BRAVES CAREER PITCHING LEADERS

ERA*

Tucker Davidson	
Ryne Harper	2.17
Wes Parsons	2.31
Ian Anderson	2.33
Gus Schlosser	2.39

Wins

Jason Hursh	20
Ryne Harper	15
Aaron Northcraft	15
Greg Ross	14
2 others tied	13

Opponent's BA*

Brett Cammons	119
Lucas Sims	195
Ian Anderson	202
Touki Toussaint	207
Kyle Muller	208

Innings Pitched

Jason Hursh	365.1
Scott Diamond	233.1
Greg Ross	215.2
Gary Moran	209.2
Richard Sullivan	209.1

Losses

Jason Hursh	19
Richard Sullivan	18
Scott Diamond	16
Ryan Basner	15
Dan Smith	15

Games Started

Jason Hursh	41
Scott Diamond	40
Aaron Northcraft	38
J.R. Graham	36
Greg Ross	35

Hits Allowed

Jason Hursh	372
Scott Diamond	265
Richard Sullivan	245
Ryan Basner	226
2 others tied	209

Games

Jason Hursh	144
Mark Lamm	114
Ryne Harper	112
Glenn Tucker	99
2 others tied	91

Saves

Jairo Asencio	28
Zach Schreiber	26
Joey Devine	21
Mark Lamm	21
Jason Hursh	19

Runs Allowed

Jason Hursh	168
Richard Sullivan	152
Ryan Basner	120
Scott Diamond	107
Kyle Cofield	104

Earned Runs Allowed

Jason Hursh	144
Richard Sullivan	120
Ryan Basner	105
Scott Diamond	91
James Parr	89

Complete Games

Sean Gilmartin	3
Tyrell Jenkins	3
Kyler Muller	3
5 others tied	2

Strikeouts

Jason Hursh	240
Scott Diamond	201
Ryne Harper	187
Aaron Northcraft	183
Dan Smith	174

Home Runs Allowed

Chris Waters	24
Ryan Basner	21
Mitch Atkins	19
Francisely Bueno	18
3 others tied	17

Shutouts

10 others tied	1
----------------	---

Walks

Jason Hursh	125
Kyle Cofield	112
Scott Diamond	92
Michael Mader	88
Dan Smith	86

Wild Pitches

Jason Hursh	28
Michael Mader	20
Kyle Cofield	18
Kyle Muller	17
2 others tied	16

Balks

Matt Harrison	8
Francisely Bueno	5
Deunte Heath	5
Jason Hursh	4
Mark Lamm	4

Total Batters Faced

Jason Hursh	1,552
Scott Diamond	1,025
Richard Sullivan	954
Greg Ross	902
Ryan Basner	897

Hit Batsmen

Aaron Northcraft	17
Richard Sullivan	15
Lucas Sims	15
Paul Bush	13
Billy Bullock	12

*Based on a minimum 0.8 IP per league games (112 IP)

M-BRAVES PITCHING RECORDS

Team - Single Game

Most Innings Pitched	16 (Last: 8/20/16 vs PNS)
Most Hits Allowed, Game	25 (5/10/06 vs WTN)
Most Runs Allowed, Game	17 many (Last: 4/27/11 vs MTG)
Most Runs Allowed, Inning	11 many (Last: 4/13/13 at BIR)
Most Walks Allowed	13 (4/24/12 at BIR)
Most Strikeouts	20 (Last: 8/4/16 at PNS)
Most Home Runs Allowed	5 (4/15/10 at WTN)
Longest Game (time)	5:03 (4/15/12 at JXN)

Individual - Single Season

Most Wins	13, Todd Redmond (2008)
Most Losses	14, Chris Waters (2006)
Most Saves	28, Luis Valdez (2008)
Lowest Earned Run Average (Based on 0.8 IP Per Game)	2.03, Tucker Davidson (2019)
Most Games Started	28, Kelvin Villa (2007)
Most Complete Games	3, Sean Gilmartin, Tyrell Jenkins, Kyle Muller ('12, '15 & '19)
Most Innings Pitched	166.1, Todd Redmond, (2008)
Most Hits Allowed	169, Kelvin Villa (2007)
Most Runs Allowed	94, Kelvin Villa (2007)
Most Earned Runs Allowed	86, Kelvin Villa (2007)
Most Walks Allowed	89, Kyle Cofield (2009)
Most Strikeouts	152, Sean Newcomb (2016)
Most Home Runs Allowed	24, Chris Waters (2006)
Most Hit Batsmen	14, Aaron Northcraft (2013)
Most Wild Pitches	16, Kyle Muller (2019)

**Based on a minimum 0.8 IP per game*



M-BRAVES HIGHS AND LOWS

Club Pitching

Most Strikeouts, Game	20 (Last: 8/4/16 at PNS)
Most Walks Allowed, Game.....	13 (4/24/12 at BIR)
Most Runs Allowed, Inning.....	11 (Last: 4/13/13 at BIR)
Most Runs Allowed, Game	17 (Last: 4/27/11 vs MTG)
Most Home Runs Allowed, Game.....	5 twice (Last: 5/28/19 at PNS)
Most Hits Allowed, Game.....	25 (5/10/06 vs WTN)
Fewest Hits Allowed, Game.....	0 3 times (Last: 6/28/19 vs JXN)
Most Consecutive Scoreless Innings Pitched.....	27 (6/26-6/28/05)
Most Consecutive Innings w/o an ER	38 (6/26-7/1/05)

Individual Pitching

Most Innings, Game, Starter.....	9.0 (Last: Jake Brigham, 6/4/15 vs JXN)
Most Innings, Game, Reliever.....	7.0 (Erik Cordier, 7/17/10 at MOB)
Most Strikeouts, Game, Starter	14 twice (Tommy Hanson, 6/25/08 vs BIR, Ian Anderson, 6/28/19 vs. JXN)
Most Strikeouts, Game, Reliever	8 (Last: Erik Cordier, 7/17/10 at MOB)
Most Walks, Game, Starter.....	7 (Last: Tyler Pike, 7/14/17 at PNS)
Most Walks, Game, Reliever.....	6 (Kyle Cofield, 5/16/09 at MTG)
Most Home Runs Allowed, Game.....	4 (Last: Mike Minor, 4/25/14 at PNS)
Most Complete Games	1 many (Last: Jake Brigham, 06/04/15 vs JXN)
Most Complete Games (Shortened).....	2 (Kolby Allard, 6/16/17 vs MTG, 9/1/17 vs BIR)
Most Shutouts.....	1 (Last: Greg Ross, 6/30/14 vs HVL)
Individual No-Hitter	1 (Tommy Hanson, 6/25/08 vs BIR)
Combined No-Hitter	1 (Julio Teheran and Tyrelle Harris, (8/2/10 vs MOB)
Low-Hit Complete Game.....	0 H (Tommy Hanson, 6/25/08 vs BIR)
Longest Winning Streak, Starter	6 G (Chris Ellis, 4/8-5/15/16)
Longest Winning Streak, Reliever	3 G (Last: Ryne Harper, 6/27-7/6/14)
Longest Losing Streak	5 G (Last: Max Fried, 5/11-6/2/17)
Most Consecutive Scoreless IP, Starter.....	27.1 IP (Mike Soroka, 6/5-6/15/17)
Most Consecutive Scoreless IP, Reliever.....	26.1 IP (J. Vasquez)



YEARLY PITCHING RECORDS

Mississippi Braves Year-by-Year Pitching

Year	Club	W-L	ERA	G	GS	CG	SHO	SV	IP	H	R	ER	HR	HB	BB	SO	WP	AVG
2005	Mississippi	64-68	3.98	132	132	2	13	29	1154.1	1136	569	510	76	43	445	916	55	.262
2006	Mississippi	58-80	3.87	138	138	2	10	36	1217.1	1177	604	524	108	55	472	1037	58	.256
2007	Mississippi	67-72	3.81	139	139	0	8	39	1235.0	1234	602	523	78	39	448	986	65	.264
2008	Mississippi	73-66	4.28	139	139	1	12	58	1208.1	1204	643	574	89	68	486	1032	67	.262
2009	Mississippi	65-73	3.57	138	138	3	8	36	1216.0	1131	573	482	54	54	577	953	83	.248
2010	Mississippi	63-74	3.98	137	137	0	9	34	1195.1	1162	617	529	71	53	505	1147	75	.256
2011	Mississippi	61-79	4.04	140	140	5	8	29	1220.2	1216	664	548	89	74	500	1036	71	.259
2012	Mississippi	62-77	3.65	139	139	7	9	27	1222.0	1116	569	495	77	51	498	1031	75	.245
2013	Mississippi	76-63	3.07	139	139	1	14	31	1229.1	1128	489	420	60	51	454	1080	51	.244
2014	Mississippi	83-56	3.37	139	139	3	16	42	1223.1	1117	513	458	70	54	381	1043	56	.244
2015	Mississippi	69-67	3.55	136	136	4	11	47	1196.1	1143	547	472	41	49	502	938	58	.254
2016	Mississippi	73-65	3.10	138	138	2	9	44	1252.1	1044	493	432	54	70	534	1196	94	.228
2017	Mississippi	58-80	3.56	138	138	5	10	32	1215.2	1066	559	481	77	52	562	1196	96	.237
2018	Mississippi	67-71	3.62	138	138	5	14	37	1168.2	1072	565	470	75	75	537	1205	119	.243
2019	Mississippi	64-75	3.22	139	139	4	16	35	1192.0	1017	491	427	78	45	460	1146	92	.231

Mississippi Braves Individual Yearly Pitching Leaders

Wins

2005	C. James/B. O'Connor, 9
2006	Chris Waters, 8
2007	J. Reyes/K. Villa, 8
2008	Todd Redmond, 13
2009	Kyle Cofield, 10
2010	Erik Cordier, 11
2011	Brett Oberholtzer, 9
2012	Zeke Spruill, 9
2013	Michael Lee, 9
2014	Jason Hursh, 11
2015	Greg Ross, 7
2016	Chris Ellis/Sean Newcomb, 8
2017	Mike Soroka, 11
2018	Anderson Franco/Michael Mader/Kyle Wright, 6
2019	Anderson/Davidson/Muller/Wentz, 7

Losses

2005	Ryan Basner, 10
2006	Chris Waters, 14
2007	Kelvin Villa, 12
2008	Kris Medlen, 8
2009	Scott Diamond, 10
2010	Richard Sullivan, 11
2011	Brett Oberholtzer, 9
2012	Zeke Spruill, 11
2013	M. Lee/A. Northcraft/I. Thomas, 8
2014	Jason Hursh, 7
2015	Greg Ross, 9
2016	Andrew Thurman/Sean Newcomb, 7
2017	Kolby Allard/Max Fried, 11
2018	Anderson Franco, 9
2019	Joey Wentz, 7

ERA (Based on 0.8 IP Per Game)

2005	Jorge Vasquez, 1.12
------	---------------------

2006	Arthur Santos, 1.79
2007	Joey Devine, 2.06
2008	Luis Valdez, 2.76
2009	Kevin Gunderson, 2.55
2010	Brandon Beachy, 1.47
2011	Paul Clemens, 3.73
2012	Gary Moran, 2.91
2013	Gus Schlosser, 2.39
2014	Williams Perez, 2.91
2015	Greg Ross, 3.99
2016	Sean Newcomb, 3.86
2017	Mike Soroka, 2.75
2018	Anderson Franco, 3.95
2019	Tucker Davidson, 2.03

Appearances

2005	Glenn Tucker, 49
2006	Glenn Tucker, 50
2007	J. Ascanio/M. Nix, 44
2008	Luis Valdez, 55
2009	Kevin Gunderson, 42
2010	Juan Abreu, 39
2011	Benino Pruneda, 52
2012	Mark Lamm/Cory Rasmus, 50
2013	Ryne Harper, 41
2014	Ryne Harper, 48
2015	Bryton Trepagnier, 42
2016	Steve Kent, 41
2017	Danny Reynolds, 39
2018	Corbin Clouse, 28
2019	Josh Graham, 38

Games Started

2005	Brian O'Connor, 19
2006	Chris Waters, 27
2007	Kelvin Villa, 28

YEARLY PITCHING RECORDS

2008	Todd Redmond, 27
2009	K. Cofield and R. Reynoso, 24
2010	Jacob Thompson, 23
2011	R. Delgado/B. Oberholtzer, 21
2012	David Hale/Zeke Spruill, 27
2013	Aaron Northcraft, 26
2014	Jason Hursh, 26
2015	Greg Ross, 23
2016	Sean Newcomb, 27
2017	Kolby Allard, 27
2018	Anderson Franco/Kyle Wright, 20
2019	Kyle Muller, 22

Complete Games

2005	A. Lerew/R. Basner, 1
2006	M. Harrison/F. Bueno, 1
2007	n/a
2008	Tommy Hanson, 1
2009	K. Cofield, J. Ortegano, and J. Venters, 1
2010	n/a
2011	Randall Delgado, 2
2012	Sean Gilmartin, 3
2013	Michael Lee, 1
2014	M. Atkins, J. Hursh, G. Ross, 1
2015	Tyrell Jenkins, 3
2016	Michael Mader/Sean Newcomb, 1
2017	n/a
2018	Anderson Franco, 2
2019	Kyler Muller 2

Saves

2005	Jorge Vasquez, 10
2006	Zach Schreiber, 21
2007	Joey Devine, 16
2008	Luis Valdez, 28
2009	Rafael Cruz, 12
2010	Juan Abreu, 11
2011	B. Bullock/B. Pruneda, 11
2012	Mark Lamm, 10
2013	Ryne Harper, 11
2014	Shae Simmons, 14
2015	Tyler Jones, 16
2016	Madison Younginer, 14
2017	Jason Hursh, 5
2018	Jason Hursh, Jacob Webb, 7
2019	Jason Creasy, Josh Graham, 8

Innings Pitched

2005	Brian O'Connor, 133.1
2006	Chris Waters, 155.0
2007	Kelvin Villa, 143.2
2008	Todd Redmond, 166.1
2009	Ryne Reynoso, 148.0
2010	Erik Cordier, 135.2
2011	Brett Oberholtzer, 127.2
2012	Zeke Spruill, 161.2
2013	Aaron Northcraft, 137.0

2014	Jason Hursh, 148.1
2015	Greg Ross, 137.2
2016	Sean Newcomb, 140.0
2017	Mike Soroka, 153.2
2018	Anderson Franco, 127.2
2019	Kyle Muller, 111.2

Hits Allowed

2005	Brian O'Connor, 127
2006	Chris Waters, 152
2007	Kelvin Villa, 169
2008	Todd Redmond, 164
2009	Scott Diamond, 152
2010	Jacob Thompson, 163
2011	Brett Oberholtzer, 119
2012	Zeke Spruill, 158
2013	Michael Lee, 160
2014	Jason Hursh, 151
2015	Greg Ross, 146
2016	Sean Newcomb, 113
2017	Kolby Allard, 146
2018	Anderson Franco, 125
2019	Connor Johnstone, 93

Runs Allowed

2005	Brian O'Connor, 66
2006	Chris Waters, 90
2007	Kelvin Villa, 94
2008	Todd Redmond, 72
2009	Kyle Cofield, 74
2010	Jacob Thompson, 85
2011	Brett Oberholtzer, 65
2012	Zeke Spruill, 81
2013	Aaron Northcraft, 66
2014	Jason Hursh, 70
2015	Greg Ross, 65
2016	Sean Newcomb, 62
2017	Kolby Allard, 62
2018	Anderson Franco, 65
2019	Joey Wentz, 57

Earned Runs Allowed

2005	R. Basner/M. Wright, 57
2006	Chris Waters, 83
2007	Kelvin Villa, 86
2008	Todd Redmond, 65
2009	Kyle Cofield, 61
2010	Jacob Thompson, 69
2011	Luis Avilan, 54
2012	Zeke Spruill, 66
2013	Michael Lee, 53
2014	Jason Hursh, 59
2015	Greg Ross, 61
2016	Sean Newcomb, 60
2017	Max Fried, 57
2018	Anderson Franco, 56
2019	Joey Wentz, 54

YEARLY PITCHING RECORDS

Walks

2005	Brian O'Connor, 63
2006	Chris Waters, 79
2007	Kelvin Villa, 66
2008	Carlos Sencion, 44
2009	Kyle Cofield, 89
2010	Erik Cordier, 69
2011	Randall Delgado, 46
2012	David Hale, 67
2013	Aaron Northcraft, 51
2014	Jason Hursh, 43
2015	Greg Ross, 47
2016	Sean Newcomb, 71
2017	Tyler Pike, 63
2018	Kyle Wright, 43
2019	Kyle Muller, 68

Strikeouts

2005	Chuck James, 104
2006	Chris Waters, 117
2007	Kelvin Villa, 121
2008	Todd Redmond, 133
2009	Scott Diamond, 111
2010	Erik Cordier, 113
2011	Randall Delgado, 110
2012	David Hale, 124
2013	Ian Thomas, 123
2014	Williams Perez, 94
2015	Greg Ross, 80
2016	Sean Newcomb, 152
2017	Kolby Allard, 129
2018	Enderson Franco, 130
2019	Ian Anderson, 147

Home Runs Allowed

2005	Casey DeHart, 10
2006	Chris Waters, 24
2007	Kelvin Villa, 14
2008	Todd Redmond, 17
2009	Ryne Reynoso, 12
2010	Jacob Thompson, 12
2011	Randall Delgado, 11
2012	David Hale, 11
2013	Michael Lee, 10
2014	Mitch Atkins, 13
2015	Jorge Reyes, 7
2016	Andrew Thurman, 9
2017	Kolby Allard, 11
2018	Enderson Franco, 14
2019	Joey Wentz, 13

Hit Batsmen

2005	Ryan Basner, 6
2006	J. Ascanio/P. Bush, 6
2007	Charlie Morton, 6
2008	Tommy Hanson, 9
2009	Kyle Cofield, 9

2010	Richard Sullivan, 12
2011	Billy Bullock, 9
2012	David Hale, 10
2013	Aaron Northcraft, 14
2014	Williams Perez, 11
2015	Stephen Janas, 7
2016	Lucas Sims, 11
2017	Mike Soroka, 10
2018	Enderson Franco/Touki Toussaint, 7
2019	Kyle Muller, 7

Wild Pitches

2005	Sean White, 7
2006	Dan Smith, 8
2007	Charlie Morton, 11
2008	Michael Nix, 8
2009	Kyle Cofield, 13
2010	Erik Cordier, 10
2011	P. Clemens/B. Pruneda, 7
2012	David Hale, 9
2013	Juan Jaime, 7
2014	Williams Perez, 9
2015	Bryton Trepagnier, 9
2016	Andrew Thurman, 9
2017	Kolby Allard, 10
2018	Kyle Wright, 15
2019	Kyle Muller, 16

LEAGUE LEADERS

Braves Double-A League Leaders

Batting Champion

1984	Doc Estes, .341
2004	N. Calzado, .359
2016	Ozzie Albies, .321
2019	Drew Waters, .319

Runs

1970	Harold Hodge, 72*
.....	Fred Smith, 72*
1984	Michael Cole, 105

Hits

1984	Doc Estes, 174
1988	Mark Lemke, 153
2019	Drew Waters, 134

Total Bases

1970	Harold Hodge, 214
1988	Mark Lemke, 238

Doubles

1971	Francisco Obregon, 28
1984	Stephen Curry, 32
2010	Mauro Gomez, 42
2016	Dustin Peterson, 38
2019	Drew Waters, 35

Triples

1978	Gary Cooper, 9
1988	LaBarry Jones, 8^
.....	Dennis Hood, 8^
2005	Gregor Blanco, 12
2008	Matt Young, 11*
2019	Drew Waters, 9

Home Runs

1977	Charles Keller, 17~
------------	---------------------

Extra-Base Hits

2019	Drew Waters, 49
------------	-----------------

RBI

1977	Charles Keller, 86
1983	Miguel Sosa, 93
2011	Ernesto Mejia, 99

On-Base Percentage

2014	Kyle Kubitz, .405
------------	-------------------

Walks

2014	Kyle Kubitz, 77
------------	-----------------

Stolen Bases

1972	Rodney Gilbreath, 45
1976	Roger Cadore, 42*
1982	Milt Thompson, 68
1983	Mike Cole, 75
2009	Matt Young, 42

ERA Champion

1974	Mike Beard, 2.40
1978	Roger Alexander, 1.84
2012	Gary Moran, 2.91

Wins

1974	Domingo Figueroa, 15
1981	Craig McMurtry, 15
1991	Napoleon Robinson, 16
1992	Nathan Minchey, 13^
2008	Todd Redmond, 13*

Losses

1971	Mike Hebert, 15*
1981	Timothy Cole, 15
2006	Chris Waters, 14

Winning Percentage

1974	D. Figueroa, .789, 15-4
1983	Tom Waddell, .800, 8-2*
1989	Lee Upshaw, .800, 8-2
1991	Turk Wendell, .786, 11-3
1992	Andy Nezelek, .818, 9-2

Strikeouts

1980	Steve Bedrosian, 161
2008	Todd Redmond, 133
2016	Sean Newcomb, 152

Innings Pitched

1980	Steve Bedrosian, 203
------------	----------------------

Walks

1977	Dan Morogiello, 99
1985	Duane Ward, 105
1987	Kevin Coffman, 130
2009	Kyle Cofield, 89
2017	Tyler Pike, 63

Home Runs Allowed

2006	Chris Waters, 24
------------	------------------

Shutouts

2008	Tommy Hanson, 11
------------	------------------

Complete Games

2015	Tyrell Jenkins, 3
------------	-------------------



AWARD WINNERS

Mid-Season All-Stars

		2013	Christian Bethancourt, C Edward Salcedo, 3B Jaime Pedroza, SS Jose Martinez, OF *Mark Lamm, P #Gus Schlosser, P
2005	*Jeff Francoeur, OF Chuck James, P *Anthony Lerew, P *Scott Thorman, IF		
2006	Matt Wright, P Barbaro Canizares, OF	2014	Elmer Reyes, SS J.R. Graham, RHP Mycal Jones, OF Matt Kennelly, C >Aaron Northcraft, RHP Williams Perez, RHP James Hoyt, RHP *Shae Simmons, RHP
2007	Phillip Wellman, Manager Derek Botelho, Pitching Coach Franklin Stubbs, Coach Drew Van Dam, Trainer Jose Ascanio, P Joey Devine, P Matt Esquivel, OF Matt Harrison, P Diory Hernandez, IF J.C. Holt, IF Brandon Jones, OF Carl Loadenthal, OF *Jo-Jo Reyes, P Zach Schreiber, P	2015	*Jake Brigham, RHP Mallex Smith, OF Tyrell Jenkins, RHP Jorge Reyes, RHP Tyler Jones, RHP >Chris O'Dowd, C
2008	Todd Redmond, P Matt Young, OF	2016	Willians Astudillo, C Mauricio Cabrera, RHP *Chris Ellis, RHP Dustin Peterson, OF Dansby Swanson, INF
2009	JC Boscan, C Kyle Cofield, P Matt Young, OF <i>Best Hustler</i> *Jonny Venters, P	2017	Ronald Acuna, OF Kolby Allard, LHP Travis Demeritte, INF Joey Meneses, INF Kade Scivicque, C Mike Soroka, RHP Luis Valenzuela, INF
2010	Orlando Mercado, C Willie Cabrera, OF Mauro Gomez, UTL IF Brandon Beachy, P #Cody Johnson, DH *Mike Minor, P	2018	Daniel Lockhart, INF Jacob Webb, RHP Luis Valenzuela, INF Michael Reed, OF Touki Toussaint, RHP Tyler Marlette, INF Tyler Neslony, OF
2011	Tyler Pastornicky, SS Paul Clemens, P Randall Delgado, P J.J. Hoover, P Brett Oberholtzer, P	2019	Cristian Pache, OF Drew Waters, OF Ian Anderson, RHP Tucker Davidson, LHP Kyle Muller, LHP Jeremy Walker, RHP Jason Hursh, RHP
2012	Ryan Buchter, P David Hale, P Sean Gilmartin, P Gary Moran, P Zeke Spruill, P Christian Bethancourt, C Andrelton Simmons, SS Todd Cunningham, OF		

* Did Not Participate -- Promoted

Did Not Participate -- Injury

> Did Not Participate -- Other Reasons

AWARD WINNERS

Post-Season All-Stars

2007	Carl Loadenthal OF, <i>Best Hustler</i>	2010	Brandon Beachy (7/12)
2008	Todd Redmond, P	2011	Julio Teheran (8/9)
2011	Tyler Pastornicky, SS		Randall Delgado (5/2-8)
	Ernesto Mejia, DH	2012	Brett Oberholtzer (7/18-24)
2012	Sean Gilmartin, P		Sean Gilmartin (7/2-9)
	Todd Cunningham, OF		Jose Lugo (8/13-20)
2013	Christian Bethancourt, C	2013	J.R. Graham (8/20-27)
2014	Cedric Hunter, OF		Alex Wood (4/22-28)
	Williams Perez, RHP	2014	Gus Schlosser (4/29-5/5)
2016	Dustin Peterson, OF	2015	Gary Moran (8/19-25)
2017	Kolby Allard, LHP		Williams Perez (8/18-24)
2019	Tucker Davidson, LHP		Jake Brigham (5/25-31)
	Cristian Pacheco, OF		Jake Brigham (6/1-7)
	Drew Waters, OF	2016	Andrew Barbosa (7/20-26)
			Lucas Sims (8/17-23)
			Jed Bradley (8/8-14)
			Sean Newcomb (8/29-9/4)

Manager of the Year

2008	Phillip Wellman	2017	Max Fried (4/24-30)
------	-----------------	------	---------------------

League MVP

2019	Drew Waters, OF	2018	Kolby Allard (5/1-7)
			Mike Soroka (5/8-14)
			Touki Toussaint (8/14-20)
			Kolby Allard (8/28-9/3)
			Enderson Franco (7/29-8/5)
			Bryse Wilson (7/1-8)
		2019	Connor Lien (4/15-21)
			Kyler Muller (5/20-26)
			Drew Waters (6/10-16)

Players of the Week

2006	Barbaro Canizares (5/21)
2007	Brandon Jones (4/15)
2008	Reid Gorecki (5/18)
	Matt Young (7/27)
2009	JC Boscan (5/17)
2010	Mauro Gomez (5/17)
	Mauro Gomez (7/6)
	Willie Cabrera (7/12)
2011	Ernesto Mejia, (7/4-10)
2012	Ian Gac, (4/5-16)
	Andrelton Simmons (5/21-29)
2014	Kyle Kubitzka (6/30-7/6)
2015	Emerson Landoni (7/6-12)
2016	Dustin Peterson (6/13-19)
	Ozzie Albies (7/4-10)
	Dustin Peterson (7/18-24)
	Carlos Franco (8/1-7)
2017	Ronald Acuna (5/8-14)
	Ronald Acuna (5/22-28)
	Connor Lien (4/15-21)
	Drew Waters (6/10-16)

Pitchers of the Week

2005	Matt Wright (5/29)		
	Chuck James (6/26)		
2006	Dan Smith (8/13)	2010	Mike Minor, LHP
2008	Todd Redmond (5/18)		Brandon Beachy, RHP
	Tommy Hanson (6/29)	2011	Arodys Vizcaino, RHP
	Kris Medlen (7/13)		Randall Delgado, RHP
	Todd Redmond (7/20)		Tyler Pastornicky, SS
	Tommy Hanson (8/10)		Brett Oberholtzer, LHP
2009	Ryne Reynoso (6/28)	2012	Andrelton Simmons, SS
	Jose Ortigano (8/9)		Christian Bethancourt, C
			Sean Gilmartin, LHP

Most Outstanding Pitcher

2008	Todd Redmond
------	--------------

Minor League Player of the Year

2009	Jason Heyward
2017	Ronald Acuna

Southern League Top Prospects

2005	Jeff Francoeur, OF	#3
	Brian McCann, C	#9
	Jarrod Saltalamacchia, C	#10
2006	Brandon Jones, OF	#5
2007	Brent Lillibridge, IF	#13
	Jo-Jo Reyes, P	#16
	Diory Hernandez, IF	#17
	Tommy Hanson, P	#9
	Jordan Schafer, OF	#13
2008	Gorkys Hernandez, OF	#9
2009	Brandon Hicks, SS	#7
	Steve Marek, RHP	#52
2010	Mike Minor, LHP	#4
	Brandon Beachy, RHP	#17
2011	Arodys Vizcaino, RHP	#6
	Randall Delgado, RHP	#7
	Tyler Pastornicky, SS	#17
	Brett Oberholtzer, LHP	#19
	Andrelton Simmons, SS	#12
	Christian Bethancourt, C	#2
	Sean Gilmartin, LHP	#11



AWARD WINNERS

2013	Alex Wood, LHP	#6
	Christian Bethancourt	#8
	Tommy La Stella	#16
	Edward Salcedo	#19
2014	Jose Peraza	#6
2015	Mallex Smith	#16
	Tyrell Jenkins	#20
2016	Dansby Swanson	#1
	Ozzie Albies	#3
	Sean Newcomb	#8
	Dustin Peterson	#12
	Lucas Sims	#18
2017	Ronald Acuna	#1
	Mike Soroka	#4
	Luiz Gohara	#5
	Austin Riley	#6
	Kolby Allard	#10
2018	Max Fried	#19
	Bryse Wilson	#5
	Kyle Wright	#7
	Touki Toussaint	#8
2019	Cristian Pache	#3
	Drew Waters	#5
	Ian Anderson	#8

Rawlings Golden Glove Winner

2012 Joe Leonard, IF

THE LAST TIME IT HAPPENED

For the Braves...

Hitting

Four-Run Game.....	Ryan Casteel (7/3/19 at PNS)
Five-Run Game.....	Travis Demeritte (8/9/18 at JAX)
Four-Hit Game.....	William Contreras (7/21/19 vs. PNS)
Five-Hit Game.....	Alejandro Salazar (7/15/18 vs. PNS)
Reach Base Five Times.....	Cristian Pache (6/20/19 at BLX)
Reach Base Six Times.....	Alejandro Salazar (7/15/18 vs. PNS)
Three or more hits by a pitcher.....	Chris Ellis (5/15/16 at PSC--3-3, 2 2Bs)
Three RBI game by a pitcher.....	Touki Toussaint (6/9/18 vs. PNS--2-3, 2B, 3 RBI)
Back-To-Back Five-Hit Games.....	Emerson Landoni (7/12-13/15 at CHA)
Three-Double Game.....	Emerson Landoni (7/12/15 at CHA)
Two-Triple Game.....	Drew Waters (6/1/19 at PNS)
Four-RBI Game.....	Connor Lien (8/29/19 vs. CHA)
Five-RBI Game.....	Ryan Casteel (7/3/19 at PNS)
Six-RBI Game.....	Jaime Pedroza (8/2/13 at HVL)
Grand Slam.....	Luis Valenzuela (4/15/19 at CHA)
Lead-Off Home Run (Top 1st).....	Cristian Pache (6/24/19 at BLX)
Lead-Off Home Run (Bottom 1st).....	Cristian Pache (6/14/19 vs. MOB)
Lead-Off Home Run (Back-to-Back Games).....	Mycal Jones (4/25-26/14 at PNS)
Pinch-Hit Home Run.....	Greyson Jenista (8/24/19 at BLX)
Inside-the-Park Home Run.....	Alex Jackson (9/1/17 vs BIR)
Two-Home Run Game.....	Ryan Casteel/C.J. Alexander (7/7/19 at JAX)
Three-Home Run Game.....	Ryan Casteel (7/3/19 at PNS)
Back-to-Back Home Runs.....	Ryan Casteel/Connor Lien (8/29/19 at BLX)
HR on Consecutive Pitches.....	Eric Duncan & Willie Cabrera (7/10/10 vs BIR)
Multi-Home Run Inning.....	Tyler Neslony/Ryan Casteel (4th, 7/3/19 at PNS)
Home Run (Consecutive at-bats).....	Ryan Casteel (7/3/19 at PNS)
Walk-Off Home Run.....	Drew Waters (5/7/19 vs. PNS)
Walk-Off Hit (Non-HR).....	Riley Unroe (single) (6/15/19 G1 vs. MOB)
Walk-Off Squeeze Bunt.....	Alejandro Salazar (5/5/19 vs. JAX)
Hit for Cycle.....	Tyler Pastornicky (7/5/11 vs JXN)
Seven Consecutive Leadoff Hits.....	Drew Waters (4/27-5/3/19)
On-Base Streak, 20+ Games.....	Drew Waters (26) (5/23-6/20)

Pitching

No-Hitter (Ind.).....	Tommy Hanson (6/25/08 vs BIR)
No-Hitter (Combined).....	Julio Teheran & Tyrelle Harris (8/2/10 vs MOB)
.....	Ian Anderson & Jeremy Walker (6/28/19 vs. JXN)
No-Hitter Through 5 IP.....	Ian Anderson (6/28 vs. JXN)
Perfect Game Through 5 IP.....	Joey Wentz (5/2/19 vs. JAX)
Perfect Game Through 6 IP.....	Joey Wentz (5/2/19 vs. JAX)
One-Hitter.....	Kolby Allard (9/1/17 vs BIR)
Two-Hitter.....	De La Cruz/Hoekstra/Roney/Burrows (8/15/19 vs. BIR)
Three-Hitter.....	Muller/Walker (5/26/19 vs. JAX)
10/11 Strikeouts (Ind.).....	Phil Pfeifer (10) (8/15/19 vs. BIR)
12+ Strikeouts (Ind.).....	Ian Anderson (14) (6/28/19 vs. JXN)
Combined Shutout.....	De La Cruz/Roney (8/19/19, G1 vs. PNS)
Individual Shutout.....	Kolby Allard (9/1/17 vs BIR)
Back-to-Back Shutouts.....	Muller/Custodio/Roney/Creasy & Davidson/Harrison (7/16-7/18 at JAX & vs. PNS)
Three Consecutive Shutouts.....	M. Coenen/B. O'Connor/M. Wright (6/26-28/05 at TNS)
Shortened Complete Game.....	Kyle Muller (7) (7/23 at JXN, G1)
Complete Game.....	Nolan Kinningham (9/1/19 vs. CHA)
Win M-Braves Debut.....	Claudio Custodio (5/3/19 vs. JAX)
Won first 4 M-Braves starts.....	Kyle Muller (8/6-28/18)

THE LAST TIME IT HAPPENED

Miscellaneous

Three consecutive extra-inning games.....	(7/13/18-7/15/18 vs. PNS)
Triple Play.....	Boscan/Guzman (7/6/08 vs CHA)
Position Player Pitching.....	Sal Giardina (7/30/17 at MOB)
Two Position Players Pitched in a Game.....	Gustavo Nunez & David Rohm (4/18/14 vs HVL)
Pitcher Homered.....	Wes Parsons (8/30/17 at PNS)
Two Pitchers Homered.....	Kris Medlen & Dan Smith (6/5/08 at MOB)
Pitcher Batted Twice in One Inning	David Peterson (8/4/16 at PSC)
All Three Outfielders Recorded an OF Assist.....	Harrilchak/Jones/Nelson (8/11/11 at MOB)
Three or More Steals, One Game.....	Matt Young (6/6/09 at MOB)
Nine Steals (Team), One Game	Rozema/Burrus/Esquivel/Pope/Salty (5/1/07 at MOB)
Steal of Home	Greyson Jenista (7/11/19 at JAX)
10-run inning.....	11 (6/24/18 vs. JAX, 5th)
Swept in 5-game Series.....	(6/3-6/7/18 vs. MTG)
Sweep 5-game Series.....	(4x: last 5/1-5/5/19 vs. JAX)
Crowd of 7,000+.....	7,051 (7/3/13 vs MOB)
Game less than 2 hours	1:54 (7/25 vs. MOB)
Pitcher Clock Violation.....	Rex Brothers (8/10/18 at JAX)
Batter Clock Violation	Jared James (6/9/17 at PNS)

THE LAST TIME IT HAPPENED

Against The Braves...

Hitting

Four-Hit Game.....	Jordan Zimmerman (7/27/19 at MOB)
Five-Hit Game	Garrett Cooper (9/1/15 vs BLX)
Four-Run Game	Carlos Lopez (5/21/15 at JAX)
Three-Double Game	Gabriel Guerrero (4/16/18 vs PNS)
Two-Triple Game	Arismendy Alcantara (8/17/17 vs PNS)
Four-RBI Game	Ryan Aguilar (8/24/19 at BLX)
Five-RBI Game.....	Corey Ray (4/12/18 at BLX)
Six-RBI Game	Ed Easley (7/8/11 at MOB)
Seven-RBI Game.....	Jose Rojas (5/11/18 vs. MOB)
Eight-RBI Game	Eric Eymann (5/16/08 at CHA)
Grand Slam.....	Ryan Aguilar (8/24/19 at BLX)
Lead-Off Home Run (Game)	Joel Booker (7/10/18 at BIR)
Walk-Off Home Run	Trey Michalczewski (5/16 at BIR)
Walk-Off Grand Slam	Brad Davis (5/14/09 at JAX)
Walk-Off Hit (Non-HR)	Nick Senzel (7/16/17 at PNS)
Back-to-Back Home Runs.....	Mark Contreras/Jimmy Kerrigan (8/21/19 vs. PNS)
Two-Home Run Game.....	Jaylin Davis/Ben Rortvedt (5/30/19 at PNS)
Two-Home Run Inning (Ind.).....	Lee Cruz (7/24/08 at BIR)
Pinch-Hit Home Run	Trey Michalczewski (5/16 at BIR)
Multi-Home Run Inning	Josh VanMeter/Shed Long (7/17/17 at PNS)
Inside-the-Park Home Run.....	Adam Law (7/3/16 at JXN)
Hit for Cycle.....	Jose Rojas (5/11/18 vs. MOB)

Pitching

No-Hitter	N/A
No-Hitter through 5	John Parke (8/15/19 vs. BIR)
Perfect Game through 5	John Parke (8/15/19 vs. BIR)
No-Hitter through 7	John Parke (8/15/19 vs. BIR)
Perfect Game through 7	John Parke (8/15/19 vs. BIR)
One-Hitter	Banks/Martinez (8/17/19 vs. BIR)
Two-Hitter	Martin/Krook/Espinal (6/3/18 vs MTG)
Three-Hitter	Rasmussen/Belisario/Ponce (7/5/19 vs. BLX)
9-inning Complete Game Shutout.....	Zack Brown (6/15/18 at BLX)
Combined Shutout.....	Roegner/Bender/Andrews (8/25/19 at BLX)
Back-to-Back Shutouts	Dobnak-Wentz-Clay & Barnes-De La Cruz-Bray (7/1-7/2/19 at PNS)
Three Straight Shutouts	(4/17-19/14 vs HVL-MTG)
Shortened Complete Game	Matt Peacock (7/23/19 at JXN, G1)
Complete Game	Daniel Castano (8/8/19 at JAX)
10+Strikeouts (Ind.)	Bailey Ober - 12 (8/21/19 vs. PNS)

Miscellaneous

Triple Play.....	Mayorson/Concepcion (8/19/08)
Three or More Steals, One Game	Yefri Perez - 4 (4/29/16 at JAX)
Position Player Pitched	Carlton Tanabe (4/17/15 at JXN)
Nine Steals (Team), One Game	Gordon/Robinson/Nivar 2/Perez 3/Herrera/Smith (6/12/10 vs CHA)
Steal of Home	Jose Siri (4/18/19 at CHA)
Pitcher Homered.....	Nick Neidert (8/31/18 at JAX)
Crowd of 8,000+.....	8,604 (8/31/18 at JAX)
Pitcher Clock Violation.....	Sam Lewis (5/15/18 at JXN)
Batter Clock Violation	T.J. Friedl (7/13/18 vs. PNS)

ALL-TIME STATISTICAL BREAKDOWN

Grand Slams

Date	Batter	Opponent
7/17/05	Iker Franco	WTN
5/26/06	Michael Rosamond	BIR
7/27/06	Jarrod Saltalamacchia	MOB
8/6/06	Josh Burrus	MTG
5/2/07	Josh Burrus	MTG
6/8/07	Mike Rozema	BIR
5/17/08	Jason Perry	CHA
5/14/10	Mauro Gomez	CHA
9/1/10	Mycal Jones	WTN
9/4/10	Michael Daniel	BIR
7/21/11	Antoan Richardson	JAX
6/7/12	Joe Terdoslavich	TNS
5/7/13	Jaime Pedroza	MTG
6/3/13	Luis Nunez	CHA
6/5/14	Kyle Kubitz	CHA
5/18/17	Carlos Franco	JAX
6/12/18	Carlos Martinez	PNS
4/15/19	Luis Valenzuela	at CHA

Grand Slams

Homers	Date	Batter	Opponent
3	7/3/19	Ryan Casteel	at PNS
2	7/24/05	Josh Burrus	MOB
2	8/11/05	Luis Hernandez	CHA
2	8/20/05	Michael Rosamond	JAX
2	5/29/06	Barbaro Canizares	JAX
2	6/4/06	Michael Rosamond	CAR
2	7/27/06	Jarrod Saltalamacchia	MOB
2	4/10/07	Jarrod Saltalamacchia	CAR
2	4/24/07	Jarrod Saltalamacchia	BIR
2	4/27/07	Brandon Jones	MOB
2	5/6/07	Brandon Jones	MTG
2	7/15/07	Matt Esquivel	MTG
2	5/23/08	Kala Ka'aihue	TNS
2	5/29/08	Jason Perry	WTN
2	6/6/08	Jordan Schafer	MOB
2	6/30/08	Kala Ka'aihue	MTG
2	8/18/08	Jordan Schafer	CAR
2	8/25/09	Brandon Hicks	CHA
2	7/2/10	Mauro Gomez	BIR
2	4/24/11	Ernesto Mejia	MTG
2	6/30(1)/11	Donell Linares	HVL
2	9/2/11	Ed Lucas	CAR
2	9/3/11	Ernesto Mejia	CAR
2	8/4/12	Joe Leonard	CHA
2	5/19/13	Braeden Schlehuber	JAX
2	6/9/13	Christian Marrero	PNS
2	7/19/13	Christian Bethancourt	JXN
2	8/5/13	Barrett Kleinknecht	HVL
2	8/11/13	Christian Bethancourt	JXN
2	4/26/14	Kyle Kubitz	PNS
2	5/23/14	Cedric Hunter	CHA
2	7/16/14	Daniel Castro	BIR
2	7/31/16	Connor Lien	PSC
2	8/14/16	Dustin Peterson	JAX
2	8/17/16	Jacob Schrader	PSC
2	5/31/17	Joey Meneses	JXN
2	6/3/17	Travis Demeritte	JXN
2	8/2/17	Travis Demeritte	MOB
2	4/12/18	Austin Riley	at BLX
2	8/9/18	Travis Demeritte	at JAX
2	8/10/18	Connor Lien	at JAX
2	4/15/19	Luis Valenzuela	at CHA
2	4/19/19	Connor Lien	at CHA
2	4/28/19	Ray-Patrick Dider	at MOB
2	5/10/19	Andy Wilkins	PNS
2	6/23/19	Ryan Casteel	at BLX
2	8/7/19	Ryan Casteel	at JAX
2	8/7/19	C.J. Alexander	at JAX
2	8/29/19	Connor Lien	CHA

Back-To-Back Home Runs

Date	Batter	Opponent
4/20/05	Scott Thorman & Brian McCann	MTG
4/10/07	Jarrod Saltalamacchia & Matt Esquivel	CAR
5/9/07	Brent Lillibridge & Brandon Jones	WTN
6/25/07	Clint Sammons & Van Pope	MTG
7/15/07	Brandon Jones & Matt Esquivel	MTG
6/21/08	Greg Creek & Kala Ka'aihue	MTG
7/31/08	Reid Gorecki & Kala Ka'aihue	CHA
5/25(2)/09	Brandon Hicks & Concepcion Rodriguez	MOB
8/7/09	Brandon Hicks & Jason Heyward	HVL
5/14/10	Mauro Gomez & Donell Linares	CHA
7/10/10	Eric Duncan & Willie Cabrera	BIR
5/4/16	Carlos Franco & Williams Astudillo	TNS
5/24/17	Ronald Acuna & Travis Demeritte	PNS
7/5/17	Connor Lien & Jared James	MOB
7/3/19	Tyler Neslony & Ryan Casteel	@PNS
8/27(1)/19	Ryan Casteel & Connor Lien	@BLX

Walk-Off Home Runs

Date	Batter	Opponent
4/30/05	Brian McCann	WTN
4/11/06	Michael Rosamond	MOB
7/20/06(2)	Brandon Jones	TNS
8/24/06	Michael Rosamond	MOB
4/11/07	Brandon Jones	CAR
8/30/08	Kala Ka'aihue	WTN
8/22/12	Bobby Stevens	HVL
4/18/13	Christian Marrero	JXN
6/9/13	Christian Marrero	PNS
8/23/14	Gustavo Nunez	BIR
6/9/16	Levi Hyams	TNS
4/27/17	Carlos Franco	TNS
7/25/17	Connor Lien	JAX
5/25/18	Tyler Marlette	JAX
5/7/19	Drew Waters	PNS