

ROCKS



2013 MEDIA GUIDE AND RECORD BOOK



TABLE OF CONTENTS

Table of Contents	1	Sam Selman	11	The First Time It Happened	29
2013 Blue Rocks Team Information	2	Kyle Smith	11	Team Firsts	29
2013 Blue Rocks Profiles	3-12	Kenny Swab	11	Blue Rocks Milestones	30
Vance Wilson	4	Justin Trapp	11	Postseason Honors and Awards	31
Steve Luebber	5	Andrew Triggs	12	In-Season Honors and Awards	31
Julio Bruno	5	Murray Watts	12	Team Single-Season Records	32
Lane Adams	6	Robinson Yambati	12	Individual Single-Season Records	33
Angel Baez	6	Kyle Zimmer	12	Individual Single-Season Leaders	34
Geulin Beltre	6	2012 Blue Rocks Season Review	13-19	Individual Career Leaders	35
Jorge Bonifacio	7	Month-by-Month Summary	14	Blue Rocks' Carolina League Leaders	36
Aaron Brooks	7	Regular Season Day-by-Day	15-16	The Last Time It Happened	37
Antonio Cruz	7	Inning-by-Inning Scoring	16	Single-Game Team Records	38
Malcom Culver	7	Month-by-Month Batting Totals	16	Single-Game Team Records	38
Cheslor Cuthbert	8	Multi-Run/Multi-RBI Games	17	Blue Rocks in the Major Leagues	39
Kenny Diekroeger	8	Home Run Breakdown	17	Single-Season 100-Hit Club	40
Chris Elder	8	Starts by Batting Order/Position	17	Single-Season 10-Win Club	41
Cody Fassold	9	Pitching Statistics	18	Single-Season 10-Home Run Club	41
Tim Ferguson	9	Carolina League Review	19	Frawley Stadium Records	42
John Lamb	9	Carolina League Snapshots	20	Last 15 Opening Day Lineups	43
Jack Lopez	9	History and Records	21-47	Blue Rocks Postseason History	44-47
Daniel Mateo	10	All-Time Register	22-24		
Kellen Moen	10	Significant Dates in Modern History	25-27		
Parker Morin	10	Blue Rocks Team History	28		
Spencer Patton	10	Wilmington Baseball Year-by-Year	28		

2013 WILMINGTON BLUE ROCKS MEDIA GUIDE

The 2013 Wilmington Blue Rocks media guide is produced by the Wilmington Blue Rocks Broadcasting and Media Relations Department. It is written and edited by Matt Janus with assistance from Geoff Arnold. It is designed by Eric Rhew. Additional assistance provided by Mike Diodati and previous members of the Blue Rocks staff. Photography by Brad Glazier.



2013 BLUE ROCKS QUICK FACTS

CLUB:	Wilmington Blue Rocks
AFFILIATION:	Kansas City Royals (1993-2004; 2007-present)
OPERATED BY:	Wilmington Blue Rocks, L.P.
STADIUM:	Judy Johnson Field at Daniel S. Frawley Stadium (6,532)
DIMENSIONS:	LF- 325' CF-400' RF-325'
STADIUM ADDRESS:	801 Shipyard Dr., Wilmington, DE 19801 (Shipping & Mailing)
OFFICE PHONE:	(302) 888-2015
OFFICE FAX:	(302) 888-2032
WEBSITE ADDRESS:	www.bluerocks.com
E-MAIL ADDRESS:	info@bluerocks.com
FLAGSHIP RADIO:	89.7 WGLS-FM
WEBCAST INFO:	www.bluerocks.com or wgl.s.rowan.edu

2013 BLUE ROCKS STAFF DIRECTORY

Honorary President:	Matt Minker	
President:	Tom Palmer	
Vice President:	Jack Minker	
Secretary/Treasurer:	Bob Stewart	
General Manager:	Chris Kemple	ext 2550
Assistant General Manager:	Andrew Layman	ext 2554
Director of Merchandise:	Jim Beck	ext 5390
Director of Sales & Ticket Operations:	Joe Fargnoli	ext 5712
Director of Community Affairs:	Kevin Linton	ext 5271
Director of Broadcasting/Media Relations:	Matt Janus	ext 5393
Director of Marketing:	Joe Valenti	ext 2539
Assistant Director of Marketing:	Jake Schrum	ext 2585
Director of Advertising:	Brian Radle	ext 5394
Director of Field Operations:	Steve Gold	ext 2586
Director of Group Sales:	Stefani Rash	ext 5718
Group Sales Executive:	Ed Wagner	ext 5701
Group Sales Executive:	Megan Holloway	ext 5715
Director of Game Entertainment:	Mike Diodati	ext 5711
Office Manager:	Liz Kolodziej	ext 2015
Asst. Director Broadcasting/Media Relations:	Geoff Arnold	ext 2580
Community Relations Assistant:	Vince Marcucci	ext 5700
Game Entertainment Assistant:	Kyle Fox	ext 2559
Marketing Assistant:	Kristen Valania	ext 5272
Merchandise Assistant:	Maria Donahue	ext 2557
Ticket Assistant:	Brandon White	ext 5270
Ticket Assistant:	Mark Cunningham	ext 5350

FIELD STAFF

Manager:	Vance Wilson
Pitching Coach:	Steve Luebber
Hitting Coach:	Julio Bruno
Trainer:	James Stone
Strength and Conditioning Coach:	Jacob Campos
Clubhouse Manager:	Josh DiBiase
Visiting Clubhouse Manager:	Joe Rickards

SUPPORT STAFF

Radio Announcers:	Matt Janus and Geoff Arnold
Public Address Announcer:	Kevin P. Linton
Official Scorers:	Dick Shute and Eric Rhew
Team Photographer:	Brad Glazier
Team Mascot:	Rocky Bluewinkle

Press Box Phone:	(302) 888-5352
Home Trainers Office Phone:	(302) 888-5398
Home Clubhouse Phone:	(302) 888-5399
Visiting Clubhouse Phone:	(302) 888-5273

2012 FACTS AND FIGURES

Overall Record:	66-74 (2nd in Carolina League)
First Half Record:	29-41 (3rd in Northern Division)
Second Half Record:	37-33 (1st in Northern Division)
Average Attendance:	4,235 (3rd in Carolina League)

VISITING TEAM AND UMPIRES HOTEL INFORMATION

Visiting Team Hotel

Clarion Hotel - The Belle
1612 North Dupont Highway
New Castle, DE 19720
Phone: (302) 299-1404
Fax: (302) 428-1000

Umpire Hotel

Quality Inn - Skyways
147 North Dupont Highway
New Castle, DE 19720
Phone: (302) 328-6666
Fax: (302) 322-3791

Visiting Team Gym

The Training Center
807 Churchman's Center
New Castle, DE 19720
Phone: (302) 328-5438

2013 BATTING PRACTICE TIMES

	1:05	1:35	4:05
Blue Rocks Hit	10:30-11:15	11:00-11:45	1:30-2:15
Visitors Hit	11:15-12:00	11:45-12:30	2:15-3:00
Blue Rocks' Infield	12:00-12:15	12:30-12:45	3:00-3:15
Visitors' Infield	12:15-12:30	12:45-1:00	3:15-3:30
Grounds Crew	12:30-12:55	1:00-1:25	3:30-3:55
	6:05	6:35	7:05
Blue Rocks Hit	3:30-4:15	4:00-4:45	4:30-5:15
Visitors Hit	4:15-5:00	4:45-5:30	5:15-6:00
Blue Rocks' Infield	5:00-5:15	5:30-5:45	6:00-6:15
Visitors' Infield	5:15-5:30	5:45-6:00	6:15-6:30
Grounds Crew	5:30-5:55	6:00-6:25	6:30-6:55

2013 BLUE ROCKS' GAME TIMES


Game Times:

Monday-Thursday (April-May, June 3-6, Aug. 27-Sept.)	6:35 p.m.
Monday-Thursday (June-Aug. 20)	7:05 p.m.
Fridays	7:05 p.m.
Saturdays	6:05 p.m.
Sundays (April-June/Sep.)	1:35 p.m.
Sundays (July-Aug.)	5:05 p.m.

Special Game Times:

Wednesday, April 17	10:35 a.m.
Thursday, May 23	10:35 a.m.
Tuesday, July 30	12:05 p.m.
Monday, September 2	1:35 p.m.





COACH AND PLAYER PROFILES



VANCE WILSON

Manager • 2nd Season

Career Notes: Vance Wilson was formally introduced as the 12th manager of the Wilmington Blue Rocks on January 26, 2012 during a press conference held at Bluewinkle's Diamond Club inside Frawley Stadium. The 2013 campaign will be Wilson's third season in the Royals organization and as a minor league manager.

In 2012 Wilson skippered the Blue Rocks to a 66-74 record, and a second-half Northern Division crown, after posting a 37-33 mark in the second stanza. Wilmington was defeated by Lynchburg 2-1 in the best-of-three NDCS. In 2011 Wilson guided Low-A Kane County to a 65-74 record in the Midwest League, his first as a minor league manager. The Cougars advanced to the playoffs thanks to a 37-33 second-half showing and defeated the Burlington Bees in the opening round before falling to eventual champion Quad Cities in the semifinals.

The 40-year-old Wilson starred at Red Mountain H.S. in Mesa, AZ before becoming a junior college All-American at Mesa Community College in 1994. The New York Mets selected the backstop in the 44th round of the 1993 Major League Baseball draft, and signed him the summer after he concluded his college career. After five injury-plagued seasons in the Mets' minor league system, he made his major league debut on April 24, 1999 against the Chicago Cubs.

He grew into the role of back-up and usual defensive replacement for perennial All-Star Mike Piazza. He ranked among the top National League catchers for lowest opposing stolen-base percentage in both 2002 (1st, 49.0%) and 2003 (3rd, 44.6%). The Mets traded Wilson to the Detroit Tigers on January 5, 2005, making him a back-up to the other standard-setting catcher of the generation, Ivan Rodriguez. Wilson played 56 games for the 2006 American League champion Tigers and hit .250 over 403 career big league games. He spent the 2008 and 2009 campaigns on the Royals' farm as a player before retiring in April 2010.

He resides in Springdale, AR, with his wife, Bridget, and daughter, Peyton Blaise.

THE WILSON FILE

Opening Day Age: 40

Born: March 17, 1973 in Mesa, Ariz.

Resides: Springdale, Ariz.

Wilson's Managerial History

Year	Club (League)	Wins	Losses	Pct.
2011	Kane County (MWL)	65	74	.468
2012	Wilmington (CAR)	66	74	.471
Totals (2 yrs.)		130	148	.467

Wilson's Postseason History

Year	Club (League)	Result
2011	Kane County (MWL)	Lost in Semifinals
2012	Wilmington (CAR)	Lost in Semifinals

BLUE ROCKS MANAGERS YEAR-BY-YEAR

Year	Name	Record	Pct.	Finish
1993	Ron Johnson	74-65	.532	2nd *
1994	Mike Jirschele	94-44	.681	1st #***
1995	John Mizerock	83-55	.601	1st **
1996	John Mizerock	80-60	.571	1st #***
1997	John Mizerock	62-78	.443	4th
1998	Darrell Evans/ Brian Poldberg	86-54	.614	1st #***
1999	Jeff Garber	77-61	.558	1st #***
2000	Jeff Garber	63-76	.453	7th
2001	Jeff Garber	78-62	.557	2nd ***
2002	Jeff Garber	89-51	.636	1st ***
2003	Billy Gardner Jr.	80-60	.571	1st **
2004	Billy Gardner Jr.	77-62	.554	2nd **
2005	Dann Bilardello	60-80	.428	8th
2006	Chad Epperson	67-71	.486	4th *
2007	John Mizerock	75-62	.547	3rd **
2008	Darryl Kennedy	69-71	.493	5th ^
2009	Brian Rupp	84-55	.604	1st **
2010	Brian Rupp	68-70	.493	6th
2011	Brian Rupp	66-72	.478	6th
2012	Vance Wilson	66-74	.471	5th **
Totals		1498-1283	.538	

KEY: # CL Champs, * First Half Champs, ** Second Half Champs,
*** First & Second Half Champs, ^ Wild Card Winner



STEVE LUEBBER

#46
Pitching Coach
Opening Day Age: 63

Born: July 9, 1949 in Clinton, Mo.

Resides: Joplin, Mo.

Career Notes: Steve Luebber will again serve as the pitching coach for the Blue Rocks in 2013. Luebber, a Clinton, MO native, will enter his 46th season in the game. Luebber joined the Royals in 2006 after five years as the Double-A pitching coach for the Texas Rangers, where he worked with former Blue Rocks manager Darryl Kennedy in 2005. Luebber also served as the pitching coach of the Surprise Rafters in the Arizona Fall League in 2008.

Over his first six years coaching Wilmington pitchers, a Blue Rocks hurler has made the Carolina League All-Star team twelve times. In 2007, the squad led the league in ERA (3.43) and saves (42) while four Wilmington staffers ranked among the circuit's top six in ERA. Among those four was southpaw Rowdy Hardy, who set a franchise record with 15 wins, started the All-Star game, and was named CL Pitcher of the Year. In 2008, closer Tyler Chambliss notched 24 saves under Luebber's tutelage, one short of the franchise record. Wilmington pitchers occupied three of the CL's top 10 spots in ERA while the squad finished with the third-best team mark (3.79). In 2009 his staff again led the loop in earned run average (3.10) and posted 16 shutouts on the season. His hurlers tied the franchise record tossing 39 consecutive scoreless innings. In 2010 Wilmington posted the second-lowest ERA in the CL at 3.91. In 2011, his staff issued the least amount of walks (378) and struck out the third-most batters (1,016) in the Carolina League. Jason Adam benefited greatly from Luebber's guidance in 2012. Adam led the CL in starts (27), and finished tied for third in strikeouts (123).

Drafted by the Minnesota Twins in the 13th round of the 1967 amateur draft, Luebber made his big-league debut on June 27, 1971, starting the backend of a doubleheader against the Milwaukee Brewers. He pitched professionally for 17 seasons and posted a 6-10 record and a 4.62 ERA over 66 major league appearances for the Minnesota Twins, Toronto Blue Jays and Baltimore Orioles. The 63-year-old lives in Joplin, MO. He attended Missouri Southern College and has two daughters, Lindsey and Carly, and a son, Wyatt.



JULIO BRUNO

#19
Hitting Coach
Opening Day Age: 40

Born: October 15, 1972 in Puerto Plata, D.R.

Resides: Puerto Plata, D.R.

Career Notes: Julio Bruno will serve as the hitting coach at Wilmington after serving in the same role with Kane County (A) in 2012. Under his guidance, the Cougars finished second in the Midwest League in triples (47), while Jorge Bonifacio set career highs in home runs (10), RBIs (61) and triples (6).

Bruno was the hitting coach at Idaho Falls in 2010 and with Surprise in 2011. Bruno managed the Surprise Royals from 2008-2009 and was the hitting coach at Surprise in 2007. Bruno had a successful six-year run as manager of the Royals Dominican team, which included a combined 141-47 record from 2004 to 2006.

Bruno had an 11-year professional playing career after being signed as a non-drafted free agent by the San Diego Padres on November 7, 1989. Bruno played in the Padres system for seven years, reaching the Triple-A level. His best season came in 1993, when he split the year between High-A Rancho Cucamonga and Double-A Wichita. In 129 combined games, Bruno hit .295 with 28 doubles. He played the 1997 season at Double-A in the Detroit system and also played in the Mexican League with Tabasco from 1998-2000.

He posted a .278 career batting average in 1,177 minor league games. Bruno resides in Puerto Plata, DR, with his wife, Francia, and daughter, Priscilla.



Vance Wilson begins his second season as manager of the Royals' Advanced-A affiliate.



LANE ADAMS

#6

Position: OF • **Height:** 6-2 • **Weight:** 204 • **B/T:** R/R
Opening Day Age: 23
Born: November 13, 1979 in Talihina, Okla.
Resides: Red Oak, Okla.
Obtained: Selected in 13th round of 2009 June Free Agent Draft

Career Notes: 2009: Spent whole season with Surprise Royals ... stole 14 out of 15 bases ... 2010: Spent entire season with Idaho Falls ... had 12-game hitting streak from 6/25-7/19 ... Hit first pro home run on 6/26 ... 2011: Started season at Low-A Kane County ... joined Surprise roster on 7/3 ... added to Burlington roster on 7/10 ... 2012: Began season at Low-A Kane County ... Hit grand slam and triple in opening night win ... recorded five RBIs against Beloit on 4/17 ... added to Blue Rocks roster on 6/21 ... made debut on 6/23 and hit a homer in both games of a doubleheader.

Personal: Graduated from Red Oak (Okla.) High, 2009 ... helped Red Oak win both the spring and fall 2008 Class B State Championships ... finished as the fifth-leading scorer in Oklahoma prep basketball history with 3,251 points for his career ... led Red Oak to the 2009 Oklahoma Class B State Championship ... earned State Tournament MVP, Small School Player of the Year while averaging 32 points per game ... led the state in scoring and free throw percentage as a junior (93.7%) ... turned down a basketball scholarship to Missouri State University by signing with the Royals ... Midwest League All-Star, 2012.

Year	Club (League)	Avg.	G	AB	R	H	2B	3B	HR	RBI	BB	SO	SB
2009	Surprise (AZL)	.233	29	103	18	24	2	2	0	10	16	32	14
2010	Idaho Falls (PIO)	.282	41	170	31	48	8	3	2	18	18	38	8
2011	Kane County (MWL)	.230	43	152	22	35	7	2	1	11	14	44	7
	Surprise (AZL)	.357	4	14	5	5	3	0	0	1	3	4	0
	Burlington (APP)	.281	43	167	31	43	9	3	5	20	17	45	9
2012	Kane County (MWL)	.298	67	262	40	78	13	4	5	44	21	48	11
	Wilmington (CAR)	.240	68	262	37	63	10	1	6	25	21	64	8
	Totals	.265	295	1130	63	300	52	15	19	109	129	275	57



ANGEL BAEZ

#45

Position: RHP • **Height:** 6-3 • **Weight:** 235 • **B/T:** R/R
Opening Day Age: 22
Born: February 14, 1991 in San Juan, P.R.
Resides: Juan Baron, P.R.
Obtained: Signed as non-draftee free agent on 7/21/08

Career Notes: 2009: Made professional debut on 6/1 vs. DSL Dodgers, pitched 1 IP and recorded two Ks ... made first start on 6/4 vs. DSL Cubs 2 ... posted a 1.69 ERA in June, allowing 15 hits and striking out 21 in 21.1 IP ... struggled against lefties (.360 BA) ... 2010: Returned to DSL to open season ... outstanding in first start on 5/30 tossed five shutout innings vs. DSL Red Sox ... allowed four hits and struck out five ... received no-decision ... did not allow a run from 6/25-7/8, over two starts (5 IP both times) allowed a combined seven hits, but did not receive a decision in either outing ... After struggling vs lefties in previous season, held left-handed batters to a .161 BA ... very tough at home ... posting a 1.98 ERA over six starts ... promoted to AZL Royals in mid-July ... in stateside debut allowed four runs (one earned) in one inning relief appearance vs AZL Padres ... pitched well in final two outings (both starts), tossed three shutout innings on 8/20 vs Mariners, and four shutout innings on 8/25 vs Padres ... posted better ERA as starter (4.22) than as a reliever (8.31) ... 2011: In first appearance for Burlington on 6/24 allowed four runs over 0.1 IP ... best outing came on 7/9 vs Bristol, did not allow an earned run over 5 IP ... struggled with command, walking 30 in 47 IP ... got off to tough starts, registering a 13.14 ERA in the first inning ... 2012: won Kane County debut on 5/26 vs Beloit ... was first professional win, in 43 previous pro appearances went 0-15 with a 4.90 ERA ... won four consecutive starts from 6/27-7/13 ... ERA dropped from 3.75 to 2.08 ... for week of 7/2-7/9 posted a 4-1 record and a 2.70 ERA in July ... named MWL Pitcher of the Week for week of 7/2-7/9 ... ranked #18 prospect in Royals system by Baseball America to begin 2013.

Year	Club (League)	W-L	ERA	G	GS	CG	SV	IP	H	R	ER	BB	SO
2009	Royals (DSL)	0-6	3.88	14	11	0	0	48.2	54	32	21	19	45
2010	Royals (DSL)	0-1	2.93	8	7	0	0	30.2	29	12	10	14	25
	Surprise (AZL)	0-2	5.40	7	4	0	0	15.0	9	15	9	10	14
2011	Burlington (APP)	0-6	7.09	14	14	0	0	47.0	67	52	37	30	41
2012	Kane County (MWL)	6-5	3.17	16	15	1	0	76.2	65	36	27	31	83
	Totals	6-20	4.29	59	51	1	0	218.0	224	147	104	104	208



GEULIN BELTRE

#29

Position: OF • **Height:** 6-0 • **Weight:** 187 • **B/T:** R/R
Opening Day Age: 22
Born: November 13, 1990 in Azua, D.R.
Resides: Azua, D.R.
Obtained: Signed as non-draftee free agent on 7/2/07

Career Notes: 2008: Made pro debut 7/30 and had two hits in each of first two games ... had three straight 2-hit games 8/9-12 ... 2009: Had eight game hitting streak (12-for-31, .387) from 7/6-15 ... hit .154 vs. LHPs ... 2010: Began year w/ 3 games for Surprise Royals and had one hit in each (3-for-11, 4 RS) ... joined Idaho Falls 6/26 at Orem & went 1-for-3 w/ two runs and three walks ... had 3 straight 2-hit games 7/9-11 ... had 6-game HS (10-for-27, .370) 7/29-8/3 ... hit .097 (3-for-33) vs. LHPs and .259 vs. RHPs ... 2011: Hit GW-RBI single in the bottom of the 14th on 5/5 vs. QC to give Cougars' 4-3 win ... had first three-hit game on 5/10 vs. PEO ... hit first home run 5/13 vs. PEO ... went 3-for-4 w/ two doubles, two RBIs on 5/26 vs. QC at Busch Stadium ... had six-game hitting streak from 6/19-29 ... went 4-for-5 with three RBIs on 9/2 at CR in 9-1 Kane County win ... 2012: Had 20 outfield assists, 2nd among CL outfielders, Hit .272 v LHP ... Tied for seventh in Carolina League in triples ... best month came in August, hit .301 in 27 games (31-103) ... hit first homer on 4/23 off Daisuke Matsuzaka ... 5/1 recorded four base hits for second time in his career ... raised average 102 pts(.134-.236) between 4/30-5/5 thanks to multiple hits in four of six games ... game winning base hit on 6/14 v Winston-Salem which helped snap eight-game losing streak ... Had career-best 12-game hitting streak from 7/23-8/5 which raised average 31 pts ... finished regular season on seven-game hitting streak (9-24, .375).

Year	Club (League)	Avg.	G	AB	R	H	2B	3B	HR	RBI	BB	SO	SB
2008	Surprise (AZL)	.188	23	96	11	18	3	0	1	3	6	33	6
2009	Burlington (APP)	.217	61	226	29	49	14	2	6	27	12	64	8
2010	Royals (ARZ)	.273	3	11	4	3	1	0	0	2	1	4	0
	Idaho Falls (PIO)	.236	57	220	31	52	7	2	4	29	21	50	6
2011	Kane County (MWL)	.264	122	459	62	121	18	4	3	42	34	92	18
2012	Wilmington (CAR)	.243	117	412	40	100	14	5	5	37	32	98	16
	Totals	.241	383	1424	177	343	57	13	19	140	106	341	54



Lane Adams played in 68 games for the Blue Rocks during the 2012 season.

**JORGE BONIFACIO #24**

Position: OF • **Height:** 6-1 • **Weight:** 234 • **B/T:** R/R
Opening Day Age: 19
Born: June 4, 1993 in Santo Domingo, D.R.
Resides: Santo Domingo, D.R.
Obtained: Signed as non-draftee free agent on 12/9/09

Career Notes: 2010: Made professional debut on 5/29 vs DSL Mets ... seven-game hitting streak to open career (5/29-6/7) hit .310 over streak ... recorded four straight multi-hit games from 6/30-7/3, saw batting average jump 51 pts (.255-.306) ... posted first career three-hit game on 7/3 vs DSL Indians ... recorded multiple hits in 18 of 48 games played ... hit .422 in month of July..Dominican Royals Player of the Year and Dominican Summer League All-Star, 2010 ... finished sixth in the league in batting average, slugging percentage (.476) and OPS (.904) ... ranked seventh in on-base percentage (.429) and in a tie for ninth in doubles ... made AZL debut on 8/3 vs Reds, went 2-for-4 ... recorded only other multi-hit game on final day of season, went 2-for-4 vs Dodgers to boost average from .194 to .211 to end year ... strikeout prone in 21 G, striking out 31x in 76 AB ... much better against lefties (.333) than righties (.186) ... 2011: 18-game hitting streak from 6/26-7/16 ... to raise batting average 211 pts (.111-.322) ... posted first four-hit game of career on 7/21 vs Danville ... Burlington Royals Player of the Year ... finished tied for fourth among Appalachian League players in doubles and tied for ninth in triples and total bases ... 2012: First year of full-season ball in MiLB ... five-straight multi-hit games 4/6-4/11 to raise avg from .286-.476 ... hit first stateside home run on 4/15 vs Burlington ... hit .340 in 24 April games ... went 4-for-5 with three runs scored on 5/15 vs Wisconsin ... much better in first-half (.314) than second-half (.220) ... Kane County Player of the Year and Midwest League All-Star ... rated by Baseball America as the 13th-best prospect in the Midwest League ... Rated Royals fourth-best prospect according to Baseball America to begin 2013.

Personal: Older brother Emilio debuted with the Arizona Diamondbacks in 2007 and currently plays for the Toronto Blue Jays.

Year	Club (League)	Avg.	G	AB	R	H	2B	3B	HR	RBI	BB	SO	SB
2010	Royals (DSL)	.335	48	164	22	55	16	2	1	28	26	27	13
	Surprise (AZL)	.211	21	76	9	16	0	5	0	6	6	31	1
2011	Burlington (APP)	.284	62	236	26	67	20	4	7	30	16	58	5
2012	Kane County (MWL)	.282	105	412	54	116	20	6	10	61	30	84	6
	Totals	.286	236	888	208	254	56	17	18	125	78	200	25

**AARON BROOKS #27**

Position: RHP • **Height:** 6-3 • **Weight:** 226 • **B/T:** R/R
Opening Day Age: 22
Born: July 15, 1990 in Montclair, Calif.
Resides: San Bernardino, Calif.
Obtained: Selected in 9th round of 2011 June Free Agent Draft

Career Notes: 2011: Made professional debut on 6/22 vs Idaho Falls, pitched three innings in relief, allowing one run and striking out four ... won first start on 6/27 vs Orem, tossing five innings and allowing two runs ... won four out of five starts from 7/24-8/15 ... worked into sixth inning in all five games and gave up three runs or less in each start ... tallied 10 strikeouts in win on 8/9 vs Casper ... groundball pitcher, posting a GO/AO ratio of 2.74 ... earned Pioneer League All-Star honors ... finished second in Pioneer League in ERA and innings, tied for fourth in wins and tied for eighth in strikeouts ... 2012: Picked up first win vs Beloit on 4/10, tossing five scoreless innings and allowing only three hits ... struggled in late April/early May ... losing four starts in a row from 4/20-5/6, while allowing five runs or more in two starts ... won all five starts in July, recording a 1.75 ERA from 7/5-7/29 ... fifth win was complete game on 7/29 vs Quad Cities, the first CG of Brooks' career ... received losses or no-decisions in each of his last six starts ... ranked among the Midwest League leaders in innings (fourth) and strikeouts (fifth).

Personal: Graduated from Cajon High in San Bernardino, 2008 ... set school records in home runs hit and career wins ... attended Cal State San Bernardino, where he was a teammate of Royals farmhand Ethan Chapman ... named California College Athletic Association Freshman of the Year, 2009 ... posted a 2.74 ERA as a junior and finished third-best in the nation in walks per nine innings ... set a school record for innings pitched in a career.

Year	Club (League)	W-L	ERA	G	GS	CG	SV	IP	H	R	ER	BB	SO
2011	Idaho Falls (PIO)	6-2	3.84	15	13	0	0	79.2	89	42	34	8	73
2012	Kane County (MWL)	9-12	4.98	27	27	1	0	153.2	191	99	85	26	120
	Totals	15-14	4.59	42	40	1	0	233.1	280	141	119	34	193

**ANTONIO CRUZ #17**

Position: LHP • **Height:** 6-0 • **Weight:** 207 • **B/T:** L/L
Opening Day Age: 21
Born: October 7, 1991 in Santo Domingo, D.R.
Resides: Santo Domingo, D.R.
Obtained: Acquired from DET with C Julio Rodriguez in exchange for IF Wilson Betemit on 7/20/11

Career Notes: 2009: Spent whole year with DSL Tigers..made pro debut on 5/30 at Cubs ... held opponents to .182 BA, but issued 32 BB ... 2010: Allowed 4R in 5IP in GCL ... 7/1 joined Short Season-Connecticut (NYP) ... Gave up 0 ER six times in nine outings ... 8/4 added to Low-A West Michigan ... Gave up no runs in five of 10 outings ... 2011: Went 1-1 w/ 1.53 ERA in 12 relief outings ... Joined Low-A Kane County on 7/20 while team was in Western Michigan when Royals acquired him from Tigers w/ C Julio Rodriguez for Wilson Betemit ... officially added to roster on 7/21 ... Did not allow ER in first 17.1IP ... 2012: Started season with AZL Royals (3GS, 0-1, 5.79 ERA, 4.2IP 7K/1BB, 6:1 GO:AO) ... added to active Blue Rocks roster on 7/2 ... pitched two scoreless innings in debut at Frederick ... on 7/18 at Myrtle Beach, first run allowed as a Blue Rock resulted in his first loss ... On 8/4 at Salem, issued three straight two-out walks for a walk-off loss in extras ... allowed leadoff man to reach 50% of the time ... LHH went 2-for-14, with 6 K against him over four straight scoreless app. (7.2 IP, 3H, 4BB, 7K); ERA lowered from 5.54 to 3.48.

Personal: Attended Juan Pablo Duarte High in Santo Domingo.

Year	Club (League)	W-L	ERA	G	GS	CG	SV	IP	H	R	ER	BB	SO
2009	Tigers (DSL)	3-2	3.03	15	6	0	1	38.2	27	25	13	32	31
2010	Tigers (GCL)	0-0	7.20	5	0	0	0	5.0	5	4	4	4	3
	Connecticut (NYP)	0-1	2.08	9	0	0	0	13.0	10	5	3	6	12
	W. Michigan (MWL)	2-0	2.79	10	0	0	0	19.1	19	6	6	10	13
2011	W. Michigan (MWL)	2-6	3.11	22	10	0	1	75.1	68	29	26	28	58
	Kane County (MWL)	1-0	1.80	11	1	0	0	30.0	23	8	6	13	39
2012	Surprise (AZL)	0-1	5.79	3	3	0	0	4.2	3	3	3	1	7
	Wilmington (CAR)	1-2	3.48	15	0	0	0	20.2	16	8	8	17	15
	Totals	9-12	3.01	90	0	0	2	206.2	57	88	69	111	178

**MALCOM CULVER #28**

Position: RHP • **Height:** 6-1 • **Weight:** 205 • **B/T:** R/R
Opening Day Age: 22
Born: February 9, 1990 in Panorama, Calif.
Resides: El Mirage, Ariz.
Obtained: Selected in 8th round of 2008 June Free Agent Draft

Career Notes: 2008: Drafted as a pitcher ... switched to infield during the 2008 season ... made professional debut on 6/27, tossed two scoreless innings in start vs Mariners ... served as DH on 7/22 vs Giants ... recorded first professional hit on 7/24 vs Padres ... played final seven games at second base ... finished season with .192 BA (13 Ks in 26 AB) ... 2009: Played primarily at 3B with Burlington ... recorded first multi-hit game on 7/4 v Kingsport, went 2-for-4 with a 2B, 3B and two RBIs ... back-to-back multi-hit games on 7/19-7/20 and 7/25-7/26 ... hit .273 in month of June ... final stats in 64 games (.217 BA 3 HR, 19 RBI, 4 2B, 3 3B) ... played final six games of season with Idaho Falls ... hit .263 with five RBI ... 2010: Spent entire season with Idaho Falls ... split time between 3B, 1B and LF ... recorded first career three-hit game on 7/2 vs Casper ... final stats in 66 games (.217, 4 HR, 22 RBI, 1 3B, 8 2B) ... struggled defensively (15 errors in 66 games) ... 2011: Returned to the mound, spending entire season with Burlington ... pitched exclusively in relief ... tossed 2.2 IP and struck out three in first outing on 6/22 vs. Princeton ... battled command: 22 BB in 37 IP, including 14 WP..much better on road (3.15 ERA) than at home (13.76 ERA) 2012: Regained form with Kane County ... picked up first pro save on 5/16 vs Cedar Rapids, tossing two scoreless innings while striking out three ... posted a 1.35 ERA in July over 10 G ... second-half much better (2.59 ERA) than first-half (5.82 ERA).

Personal: Graduated from Palmdale (Calif.) High, 2008 ... chose the Royals over the chance to play football and baseball at San Diego State University ... his father, Lanell, played in the Reds organization after being drafted by Cincinnati in the second round of the 1981 June Free Agent Draft ... attended one of the MLB Urban Youth Academy's Southern California Showcases.

Year	Club (League)	W-L	ERA	G	GS	CG	SV	IP	H	R	ER	BB	SO
2008	Surprise (AZL)	0-0	0.00	1	1	0	0	2.0	1	0	0	0	0
2011	Burlington (APP)	2-2	8.03	18	0	0	0	37.0	46	35	33	23	38
2012	Kane County (MWL)	2-1	3.69	37	0	0	6	63.1	57	28	26	34	52
	Totals	4-3	5.19	56	1	0	6	102.1	104	63	59	57	90



CHESLOR CUTHBERT #32

Position: INF • **Height:** 5-11 • **Weight:** 193 • **B/T:** R/R
Opening Day Age: 20
Born: November 16, 1992 in Corn Island, Nicaragua
Resides: Corn Island, Nicaragua
Obtained: Signed as non-draftee free agent on 7/2/09

Career Notes: **2010:** Made pro debut on 6/21 vs. Padres and went 1-for-4 ... hit first pro homer and drove in three runs on 7/6 at Indians ... hit .309 vs. RHPs and went 1-for-13 vs. LHPs ... joined Idaho Falls on 7/19 and homered in first AB ... had two 3-hit games and drove in multiple runs each time ... finished season 0-for-16 ... hit .333 vs. LHPs and .222 vs. RHPs ... **2011:** Added to roster 5/20 from extended spring training ... hit first HR in second game on 5/21 at BEL ... hit second HR & went 3-for-5 w/ two-run triple on 5/23 at BEL ... had six-game hitting streak from 6/2-9 ... had nine-game hitting streak from 6/18-7/1 (.371) ... hit grand slam on 7/10 vs. BUR in 7-5 Kane County win ... had eight-game hitting streak from 7/4-13 (.500) ... had 12-game hitting streak from 7/15-31 ... **2012:** Became the fourth-youngest WBR ever (19 years, 4 months, 21 days) when he made his debut on 4/6 ... recorded first four-hit game of career on 4/23 at Salem ... reached base in 13 straight games from 4/9-4/24 ... tallied season-high 4 RBIs on 6/26 vs Potomac ... season-best six-game hitting streak from 7/4-7/11 ... Hit .316 in August after hitting .220 from April-July ... finished fifth in the CL in at-bats and tied for eighth in games played.

Personal: Ranked as the seventh-best prospect in the Arizona League by Baseball America in 2010 ... ranked as the No. 11 prospect in the Midwest League following the 2011 season by Baseball America ... was named the Royals' No. 5 prospect heading into the 2012 season by both MLB.com and Baseball America ... named the Royals No. 9 prospect heading into the 2013 season by Baseball America ... the publication also recognized Cuthbert as having the best infield arm in the Royals system for the second year in a row.

Year	Club (League)	Avg.	G	AB	R	H	2B	3B	HR	RBI	BB	SO	SB
2010	Surprise (AZL)	.265	18	68	14	18	3	2	1	5	6	19	1
	Idaho Falls (PIO)	.233	14	60	10	14	4	1	2	10	3	16	1
2011	Kane County (MWL)	.267	81	300	33	80	13	1	8	51	36	65	2
2012	Wilmington (CAR)	.240	124	475	47	114	18	0	7	59	37	80	6
	Totals	.250	237	903	104	226	38	4	18	125	82	180	10



Geulin Beltre tallied 100 hits for the Blue Rocks last year while playing in 117 games.



KENNY DIEKROEGER #15

Position: INF • **Height:** 6-2 • **Weight:** 190 • **B/T:** R/R
Opening Day Age: 22
Born: November 5, 1990 in San Francisco, Calif.
Resides: Woodside, Calif.
Obtained: Selected in 4th round of 2012 June Free Agent Draft

Career Notes: **2012:** Made professional debut on 6/22 vs Elizabethton ... tallied first home run on 6/27 vs Bluefield ... first multi-homer game came one day later vs Bluefield on 6/27 ... went 3-for-5 with two home runs and five RBIs in 14-2 win over Johnson City ... recorded nine-game hitting streak from 6/26-7/5 to raise average from .067-.291 ... hit much better on road (.266) than at home (.171) ... tied for 10th among Appalachian League players in home runs.

Personal: Graduated from Menlo School in Atherton, Calif., 2009 ... batted .568 as a senior, earning first team All-America from Baseball America ... originally selected by Tampa Bay in the second round of the 2009 June Free Agent Draft, but did not sign ... attended Stanford University, where he led the Cardinal with a .356 average as a freshman ... tied for the team lead with 41 RBI, becoming the first freshman to lead Stanford in RBI ... named Pac-10 Freshman of the Year and First Team All-Pac 10, 2010 ... also named Freshman All-American by Collegiate Baseball, Yahoo! Sports and Baseball America ... named Honorable Mention Pac-10, 2011 ... earned second team Academic All-American honors, 2012 ... played alongside his brother, Danny, at Stanford.

Year	Club (League)	Avg.	G	AB	R	H	2B	3B	HR	RBI	BB	SO	SB
2012	Burlington (APP)	.208	52	202	21	42	6	1	8	33	18	60	5



CHRIS ELDER #12

Position: INF • **Height:** 5-11 • **Weight:** 205 • **B/T:** L/R
Opening Day Age: 24
Born: July 5, 1988 in Brooklyn, N.Y.
Resides: Suisin City, Calif.
Obtained: Signed as non-drafted free agent on 7/10/11

Career Notes: **2011:** Made professional debut on 7/15 vs Helena ... six-game hitting streak from 7/18-7/25, which included first career three-hit game on 7/21 vs Helena ... 10-game hitting streak from 8/13-8/31 ... hit .339 against RHP (38-112), while all nine of homers came against righthanders ... **2012:** Started season with Rookie Burlington ... hit .263 in 26 games with a home run and seven RBIs ... set a career-high in walks with three on 6/22 vs. Elizabethton ... Added to Blue Rocks active roster on 8/7 ... went 1-for-3, BB in his debut ... finished season with Kane County ... went 3-for-4 with two doubles and three RBIs in first game on 8/15.

Personal: Graduated from Armijo High in Fairfield, Calif., 2006 ... spent two seasons at Sacramento City College before transferring to Oral Roberts University ... earned first team All-Summit League honors in 2011 as he batted .326 ... played for Team USA's collegiate squad in 2011 ... graduated from Oral Roberts, 2011.

Year	Club (League)	Avg.	G	AB	R	H	2B	3B	HR	RBI	BB	SO	SB
2011	Idaho Falls (PIO)	.289	36	142	28	41	9	4	9	27	12	26	1
2012	Burlington (APP)	.263	26	80	13	21	5	2	1	7	15	10	1
	Wilmington (CAR)	.231	4	13	0	3	0	1	0	3	1	3	0
	Kane County (MWL)	.237	18	59	7	14	7	1	1	12	5	13	0
	Totals	.269	84	294	48	79	21	8	11	49	33	52	2

**CODY FASSOLD**

#22

Position: RHP • **Height:** 6-2 • **Weight:** 230 • **B/T:** R/R
Opening Day Age: 24
Born: October 2, 1988 in Hillsboro, Ore.
Resides: Hillsboro, Ore.
Obtained: Signed as non-drafted free agent on 6/10/11

Career Notes: **2011:** Made professional debut on 6/22 with Surprise, and picked up first win, tossing three scoreless innings against the Padres ... Finished season with Idaho Falls, making 19 relief appearances ... did not allow a run through first six outings (10.2 IP) ... picked up first pro save on 7/5 vs Casper ... held LHH to a .200 BA ... **2012:** Picked up win in second outing vs Clinton, did not allow a run over 2.1 IP ... did not allow a run over final nine appearances (14.2 IP), to drop season ERA from 4.09 to season-ending 2.83 ... held opposing hitters to .178 BA (.203 lefties/.164 righties) ... recorded 0.57 ERA in nine August appearances.

Personal: Graduated from Gaston (Ore.) High, 2007 ... attended Lower Columbia College in Longview, Wash., where he went 8-0 with a 1.17 ERA as a sophomore ... transferred to Lewis-Clark State College in Lewiston, Idaho ... was 6-0 with a 3.14 ERA as a junior in 2010 and 4-4 with a 3.32 ERA in 2011 ... father, Robert, played at Mira Costa College and was drafted by the Detroit Tigers.

Year	Club (League)	W-L	ERA	G	GS	CG	SV	IP	H	R	ER	BB	SO
2011	Surprise (AZL)	1-0	0.00	1	0	0	0	3.0	3	0	0	2	2
	Idaho Falls (PIO)	1-2	4.24	19	0	0	4	23.1	25	13	11	13	27
2012	Kane County (MWL)	1-3	2.83	26	0	0	2	47.2	30	15	15	21	57
	Totals	3-5	3.16	46	0	0	6	74.0	58	28	26	36	86

**TIM FERGUSON**

#32

Position: OF • **Height:** 6-1 • **Weight:** 193 • **B/T:** R/R
Opening Day Age: 24
Born: October 25, 1988 in Houston, Texas
Resides: Beaumont, Texas
Obtained: Selected in 10th round of 2010 June Free Agent Draft

Career Notes: **2010:** Began his professional career with the Idaho Falls Chukars (PIO) ... batted .296 with 1HR, 9XBH, 12RBI in 40G with Chukars ... June 22: made his pro debut and went 1-for-5 ... Aug. 3: hit his first career home run in Ogden ... Aug. 6: promoted to Burlington (MWL) ... batted .172 with 3RBI, 0XBH, 5R in 7G with Bees ... Aug. 7 made his Low-A debut, going 1-for-3 with RBI, BB, K ... split his time evenly between left and center field ... **2011:** Batted .266 vs. LHP and .191 vs. RHP ... was hitless in six at-bats on 5/8 ... hit safely in 10 straight games from 7/19-7/31 ... **2012:** Hit grand slam on 4/13 at Burlington ... nine-game hitting streak from 5/11-5/21, which raised average 39 pts (.241-.280) ... back-to-back three-hit games 5/30-6/1, raised average over .300 for first time since 4/20 ... hit .359 in month of May ... placed on Blue Rocks playoff roster on 9/5.

Personal: Drafted in the 10th round of 2010 draft ... graduated from West Brook High in Beaumont, Texas in 2007 ... attended the University of Mississippi ... batted .294 with 9HR and 36RBI while starting all 63 games for Ole Miss in 2010 ... led the team with 24 SB ... his father, Chip, played at Rice University ... a step brother, Johnny Dishon, played at LSU and is now in the Milwaukee organization.

Year	Club (League)	Avg.	G	AB	R	H	2B	3B	HR	RBI	BB	SO	SB
2010	Idaho Falls (PIO)	.296	40	162	25	48	7	1	1	12	10	43	4
	Burlington (MWL)	.172	7	29	5	5	0	0	0	3	4	7	1
2011	Wilmington (CAR)	.222	111	379	44	84	12	1	6	43	38	90	13
2012	Kane County (MWL)	.283	112	375	47	106	18	4	5	40	35	50	14
	Totals	.257	270	945	121	243	37	6	12	98	87	190	32

**JOHN LAMB**

#38

Position: LHP • **Height:** 6-4 • **Weight:** 205 • **B/T:** L/L
Opening Day Age: 22
Born: June 18, 1988 in Joliet, Ill.
Resides: Luray, Tenn.
Obtained: Selected in 5th round of 2008 June Free Agent Draft

Career Notes: **2009:** Made professional debut on 6/23 vs Princeton, went 5 IP, allowing one run ... went 7 IP in final start on 7/21 vs Bristol, allowing only two hits ... held LHH to .087 BA (2-23) ... named Idaho Falls Pitcher of the Year ... finished year with Idaho Falls ... won three consecutive starts 8/11-8/21, over that stretch allowed only one run over 19 IP ... **2010:** Started season at Burlington ... did not allow an earned run in four out of eight starts ... promoted to Wilmington in May ... allowed one earned run or less in 11 out of 13 starts ... won three consecutive starts (7/4-7/15), did not allow a run, and surrendered a combined seven hits over 16.2 IP ... went 4-1 with a 0.68 ERA following the All-Star Break ... promoted to NW Arkansas in late-July ... earned the Paul Splittorff Award as the organization's pitcher of the year, 2010 ... also named to Baseball America's Minor League First-Team, 2010 ... rated as the third-best prospect in the Carolina League and the Royals and the Royals prospect with the "Best Control" entering 2010 and 2011 ... **2011:** Listed as having the "Best Changeup" in the system entering 2011 ... missed most of the 2011 season after undergoing "Tommy John" surgery on his left elbow on 6/3 ... **2012:** Made first start since surgery on 8/14 ... longest outing came on 9/1 with Idaho Falls: 4 IP 2 H 4 K ... ranked as No. 11 prospect by Baseball America to begin 2013 season ... also listed as having the best changeup.

Personal: Graduated from Laguna Hills (Calif.) High, 2008 ... went 9-2 with a 1.48 ERA as a junior as his team won the conference championship ... also batted .396, winning Pacific Coast League Player and Pitcher of the Year honors ... missed his senior year due to a car accident.

Year	Club (League)	W-L	ERA	G	GS	CG	SV	IP	H	R	ER	BB	SO
2009	Burlington (APP)	2-2	3.95	6	6	0	0	27.1	24	14	12	9	25
2010	Burlington (MWL)	2-3	1.58	8	8	0	0	40.0	26	12	7	17	43
	Idaho Falls (PIO)	3-1	3.70	8	8	0	0	41.1	33	20	17	11	46
	Wilmington (CAR)	6-3	1.45	13	13	0	0	74.2	59	18	12	15	90
	NW Arkansas (TL)	2-1	5.45	7	7	0	0	33.0	37	24	20	13	26
2011	NW Arkansas (TL)	1-2	3.09	8	8	0	0	35.0	33	15	12	13	22
2012	Surprise (AZL)	0-0	6.35	4	4	0	0	5.2	6	4	4	2	6
	Idaho Falls (PIO)	0-1	7.36	2	2	0	0	7.1	9	6	6	2	8
	Totals	16-13	3.06	56	56	0	0	264.1	227	113	90	82	266

**JACK LOPEZ**

#11

Position: INF • **Height:** 5-9 • **Weight:** 166 • **B/T:** L/L
Opening Day Age: 20
Born: December 16, 1992 in Rio Piedras, P.R.
Resides: Deltona, Fla.
Obtained: Selected in 16th round of 2011 June Free Agent Draft

Career Notes: **2012:** Made professional debut on 6/18 vs Orem, went 2-for-3 with three runs scored and a stolen base ... promoted to Low-A Kane County after three games ... went 2-for-3 with a 2B, RBI, and three runs scored on 6/23 vs Clinton ... posted first career four-hit game on 7/7 vs Wisconsin ... recorded 12-game hitting streak from 8/8-8/21 ... hit season-best .261 in August ... ranked as Royals No. 19 prospect by Baseball America to begin 2013.

Personal: Graduated from Deltona (Fla.) High, 2011 ... batted .462 with 10 home runs and 34 RBI as a senior ... bypassed an opportunity to play at the University of Miami by signing with the Royals ... father, Juan, played in the minor leagues for Cleveland, Houston and San Francisco and is currently the bullpen coach of the Cincinnati Reds ... nephew of former Royals infielder Onix Concepcion.

Year	Club (League)	Avg.	G	AB	R	H	2B	3B	HR	RBI	BB	SO	SB
2012	Idaho Falls (PIO)	.335	3	13	6	5	0	1	0	3	1	2	1
	Kane County (MWL)	.222	64	261	30	58	9	2	0	16	14	43	14
	Totals	.230	67	274	36	63	9	3	0	19	15	45	15



DANIEL MATEO #16

Position: INF • **Height:** 5-11 • **Weight:** 205 • **B/T:** S/R
Opening Day Age: 21
Born: May 10, 1991 in San Cristobal, P.R.
Resides: Santana, Peravia, P.R.
Obtained: Signed as non-drafted free agent on 2/25/08

Career Notes: **2009:** Made professional debut on 5/30 vs DSL Pirates, went 1-for-4 with a run scored ... recorded first multi-hit game on 6/5 against DSL Yankees 1, went 2-for-5 with two RBIs ... went on season-best six-game hitting streak from 6/23-6/29, which included back-to-back three-hit games (6/23-6/24) ... during streak raised batting average 79 pts (.186-.265) ... crushed LHPs (.333) ... hit .327 over 17 G in August ... **2010:** Made stateside debut on 6/21 vs AZL Padres, went 1-for-4 with a 2B ... tallied four-straight two-hit games 7/18-7/21, to raise average from .208-.253 ... **2011:** Recorded first professional four-hit game on 7/6 vs Casper, went 4-for-4 with two runs scored ... Hit for the cycle (5-for-5) and drove in eight runs on 8/13 at Ogden ... finished fifth among Pioneer League batters in batting average ... rated 20th among Pioneer League prospects following the 2011 season by Baseball America ... **2012:** Went on eight-game hitting streak from 4/18-4/26 ... recorded first-career two-homer game on 7/21 vs Dayton ... hit .281 against RHP ... outstanding April hitting .330 over 23 G ... Midwest League All-Star ... finished among Midwest League leaders in triples (T2nd), at-bats (T5th), hits (T7th) and games (T8th).

Year	Club (League)	Avg.	G	AB	R	H	2B	3B	HR	RBI	BB	SO	SB
2009	Royals (DSL)	.254	61	213	29	54	13	5	2	27	23	37	12
2010	Burlington (APP)	.218	52	206	19	45	11	5	2	25	10	48	2
2011	Idaho Falls (PIO)	.348	56	224	33	78	9	4	4	40	17	43	1
2012	Kane County (MWL)	.262	131	515	73	135	20	10	8	61	43	103	3
Totals		.269	300	1158	154	312	53	24	16	153	93	231	23



KELLEN MOEN #26

Position: RHP • **Height:** 6-3 • **Weight:** 185 • **B/T:** S/R
Opening Day Age: 24
Born: May 30, 1988 in Alexandria, Va.
Resides: Tehachapi, Calif.
Obtained: Selected in 7th round of 2011 June Free Agent Draft

Career Notes: **2011:** Struggled in professional debut on 6/26, allowed five runs in 0.1 IP ... salvaged first pro win on 6/29 vs Casper, allowing two runs in 2 IP ... best outing came on 7/10 vs Orem: 4.1 IP, 4 H, 0 ER ... struggled against LHH (.370 BA) ... **2012:** Earned first win on 4/28 vs Great Lakes: 5 IP, 5 H, 0 R, 6 K ... Suffered six-start losing streak 6/17-7/23 ... Earned first pro save on 8/6 vs Cedar Rapids ... better as reliever (10 G, 2.55 ERA) than as a starter (20 G, 5.71 ERA) ... ranked fourth in Midwest League in strikeouts.

Personal: Graduated from Palos Verdes Peninsula High in Rolling Hills, Calif., 2007 ... spent the fall semester of his final three high school years in Juneau, Alaska, and the spring semesters in California ... attended El Camino College in Torrance, Calif., for two seasons ... transferred to the University of Oregon ... earned Pac-10 honorable mention status after posting a 3.05 ERA as a senior in 2011 ... recorded eight saves, a single-season school record.

Year	Club (League)	W-L	ERA	G	GS	CG	SV	IP	H	R	ER	BB	SO
2011	Idaho Falls (PIO)	2-7	7.25	15	13	0	0	58.1	80	52	47	19	51
2012	Kane County (MWL)	4-10	5.25	30	20	0	1	123.1	134	83	72	32	121
Totals		6-17	5.90	45	33	0	1	181.2	214	135	119	51	172



PARKER MORIN #23

Position: C • **Height:** 5-11 • **Weight:** 203 • **B/T:** L/R
Opening Day Age: 21
Born: July 2, 1991 in Richmond, Va.
Resides: Park City, Utah
Obtained: Selected in 14th round of 2012 June Free Agent Draft

Career Notes: **2012:** Made professional debut on 6/20 vs Orem ... recorded five consecutive multi-hit games from 6/28-7/3, to raise batting average from .214-.383 ... recorded first career three-hit game on 6/30 vs Ogden ... hit .300 against RHP (45-150).

Personal: Graduated from Park City (Utah) High School, 2009 ... was a three-time All-State selection ... attended the College of Southern Idaho, where he batted .372 as a sophomore ... continued his career at the University of Utah, batting .314 with 35 RBI in 2012.

Year	Club (League)	Avg.	G	AB	R	H	2B	3B	HR	RBI	BB	SO	SB
2012	Idaho Falls (PIO)	.267	55	195	30	52	10	3	4	21	8	36	1



SPENCER PATTON #25

Position: RHP • **Height:** 6-1 • **Weight:** 193 • **B/T:** R/R
Opening Day Age: 25
Born: February 2, 1988 in Urbana, Ill.
Resides: Kinmundy, Ill.
Obtained: Selected in 24th round of 2011 June Free Agent Draft

Career Notes: **2011:** Made professional debut on 6/20 vs Ogden ... Picked up first win on 7/4 vs Ogden (4 IP, 4 ER) ... earned first save on 7/29 vs Ogden ... did not allow a run over last five outings (9.1 IP) to lower ERA from 4.31 to 3.40 ... posted 2.25 ERA over eight August appearances ... held RHH to .208 BA ... **2012:** Started first eight games before pitching final out of the bullpen ... suffered losses in six of his final seven starts (allowed four runs or more in each loss) ... posted a 3.98 ERA as a reliever versus a 7.61 ERA as a starter ... second in the Pioneer League in strikeouts.

Personal: Graduated from South Central High, Farina, Ill., 2006 ... attended Parkland College in Champaign, Ill., earning an associates in science, 2008 ... transferred to Southern Illinois University Edwardsville ... finished 9-3 with a 2.55 ERA in 2011 ... recorded 109 strikeouts, second-most in a single season ... chosen from all pitchers at 298 Division I schools as the Rawlings Division I Gold Glove winner in 2011 ... earned Co-Player of the Year honors in the Coastal Plain League, summer 2009.

Year	Club (League)	W-L	ERA	G	GS	CG	SV	IP	H	R	ER	BB	SO
2011	Idaho Falls (PIO)	3-1	3.04	19	2	0	2	39.2	42	20	15	2	56
2012	Idaho Falls (PIO)	0-7	6.32	16	8	0	0	57.0	67	43	40	5	84
Totals		3-8	5.12	35	10	0	2	96.2	109	63	55	7	140



**SAM SELMAN**

#31

Position: LHP • **Height:** 6-3 • **Weight:** 190 • **B/T:** R/L
Opening Day Age: 23
Born: October 4, 1989 in Austin, Texas
Resides: Austin, Texas
Obtained: Selected in 2nd round of 2012 June Free Agent Draft

Career Notes: 2012: Made professional debut on 6/20 vs Orem ... best outing came on 7/25, picked up win vs Great Falls: 6 IP, 3 H, 0 R, 9 K ... lost in each of final four starts ... 2012 Pioneer League Pitcher of the Year, Pioneer League-All-Star and Idaho Falls Pitcher of the Year ... listed as the eighth-best prospect in the Pioneer League by Baseball America, 2012 ... led the Pioneer League in strikeouts while finishing in a tie for seventh in wins ... begins 2013 rated as Royals No. 6 prospect according to Baseball America.

Personal: Graduated from St. Andrews High in Austin, 2009 ... named ABCA/Rawlings All-American, 2009 and Under Armour pre-season All-American in 2008 and 2009 ... selected by the Angels in the 14th round of the 2009 June Free Agent Draft ... chose to attend Vanderbilt University and helped the Commodores reach the 2011 College World Series ... went 9-3 with a 3.55 ERA in 2012, earning All-SEC honors ... led the team in wins and strikeouts (80) ... interned with the Nashville Predators in 2012-13 offseason.

Year	Club (League)	W-L	ERA	G	GS	CG	SV	IP	H	R	ER	BB	SO
2012	Idaho Falls (PIO)	5-4	2.09	13	12	0	0	60.1	45	21	14	22	89

**KYLE SMITH**

#18

Position: RHP • **Height:** 5-11 • **Weight:** 172 • **B/T:** R/R
Opening Day Age: 20
Born: September 10, 1992 in Boynton Beach, Fla.
Resides: Lake Worth, Fla.
Obtained: Selected in 4th round of 2011 June Free Agent Draft

Career Notes: 2012: Struck out 11 batters over 5.0 innings in his pro debut on 6/19 vs. Orem to earn first pro win ... promoted to Kane County after one start ... in debut with Cougars tossed six shutout innings and struck out six ... accomplished a unique feat by winning Pitcher of the Week honors in both the Pioneer and Midwest Leagues in same week (6/18-6/25) ... picked up first win with Cougars on 7/21 vs Dayton: 5.2 IP, 3 H, 1 R, 9 K ... struck out a season-high 12 batters in win over Cedar Rapids on 8/7 ... won three consecutive starts from 8/7-8/18 ... posted a 2.22 ERA in month of August ... held LHH to a .217 BA.. rated by Baseball America as the 16th-best prospect in the Midwest League, 2012 ... Named Royals No. 12 prospect by Baseball America to begin 2013.

Personal: Graduated from Santalucas High in Lantana, Fla., 2011 ... named Second Team Rawlings Preseason All-American, 2011 ... was 9-1 with a 0.40 ERA and 116 strikeouts in 69.0 innings as a senior ... bypassed an opportunity to play at the University of Florida by signing with the Royals.

Year	Club (League)	W-L	ERA	G	GS	CG	SV	IP	H	R	ER	BB	SO
2012	Idaho Falls (PIO)	1-0	1.80	1	1	0	0	5.0	3	1	1	1	11
	Kane County (MWL)	4-3	2.94	13	13	0	0	67.1	62	26	22	20	87
	Totals	5-3	2.86	14	14	0	0	72.1	65	27	23	21	98

**KENNY SWAB**

#9

Position: C • **Height:** 6-2 • **Weight:** 215 • **B/T:** R/R
Opening Day Age: 23
Born: February 14, 1989 in Maracay, Venezuela
Resides: Aragua, Venezuela
Obtained: Signed as non-drafted free agent on 9/6/10

Career Notes: 2011: Spent the year with Rookie Burlington (APP) ... Over 33 games, hit .243/.333/.297 with three doubles, one homer, 15 RBIs ... on 7/25 collected three hits vs. Elizabethton ... hit first professional home run on 8/11 vs Greenville ... hit .320 over 15 games in August ... hit .344 with RISP ... 2012: On homecoming game at Winston-Salem went 2-for-3, 2B, R, SAC ... took golden sombrero on 4/25 at Salem (0-for-4 4K) ... Hitless in final four games with Blue Rocks (0-14); struck out in nine of those at-bats ... baserunners stole in 16 out of 21 attempts against him (76%) ... optioned to Kane County in May ... went 3-for-5 with 2 2B on 5/28 vs Beloit ... six-game hitting streak from 5/23-6/8.

Personal: Graduated from East Forsyth High in Kernersville, N.C., 2007 ... attended Young Harris Junior College in Georgia ... selected by the Cincinnati Reds in the 48th round of the 2009 draft, but chose to attend the University of Virginia ... also selected by the Atlanta Braves in the 35th round in 2010, but elected to return for his senior season ... batted .318 as a senior, helping the Cavaliers win the ACC title and reach the College World Series ... earned a B.A. in foreign affairs, 2011 ... Played for Hyannis Mariners of Cape Cod League ... Was a three-time all-conference baseball player at East Forsyth H.S. (NC) ... Also played QB/WR/S in high school, receiving all-conference honors his junior and senior seasons.

Year	Club (League)	Avg.	G	AB	R	H	2B	3B	HR	RBI	BB	SO	SB
2011	Burlington (APP)	.243	33	111	11	27	3	0	1	15	9	28	0
2012	Wilmington (CAR)	.094	10	32	2	3	1	0	0	0	3	12	0
	Kane County (MWL)	.231	58	182	20	42	9	1	2	12	17	42	0
	Totals	.252	101	325	33	82	13	1	3	27	29	82	0

**JUSTIN TRAPP**

#7

Position: INF • **Height:** 5-10 • **Weight:** 174 • **B/T:** R/R
Opening Day Age: 22
Born: October 7, 1990 in Columbia, S.C.
Resides: Blair, S.C.
Obtained: Selected in 34th round of 2009 June Free Agent Draft

Career Notes: 2009: Made professional debut on 7/9 vs AZL Rangers ... recorded six-game hitting streak (including five multi-hit games) from 7/21-7/28, saw batting average jump over 200 pts during streak (.176-.378) ... recorded season-best seven-game hitting streak from 8/5-8/15 ... 2010: Led Pioneer League in sac hits ... 2011: Recorded first career four-hit game on 7/5 vs Princeton ... hit .321 over 28 G in July ... hit .300 vs LHP ... led Appalachian League in stolen bases ... 2012: Began season on six-game hitting streak (4/5-4/11) ... Recorded 10-game hitting streak from 4/28-5/8 ... season-best 11-game hitting streak from 7/28-8/8 ... hit .329 in July ... 318 BA vs LHP ... finished in the top 10 in walks, runs, triples, at-bats and games played ... tied for fifth in the Midwest League in triples.

Personal: Graduated from Fairfield Central High in Winnsboro, S.C., 2009 ... Midlands Male Athlete of the Year by The State newspaper in Columbia, S.C ... earned all-state honors after batting .526 with 20 stolen bases as a senior ... made South Carolina's Shrine Bowl team in football ... threw for over 1,400 yards and 14 touchdowns while rushing for over 1,000 yards and 11 scores ... also caught 13 passes as a part-time receiver ... turned down opportunity to play baseball and football at Coastal Carolina by signing with the Royals.

Year	Club (League)	Avg.	G	AB	R	H	2B	3B	HR	RBI	BB	SO	SB
2009	Surprise (AZL)	.262	32	126	18	33	4	1	0	19	11	36	12
2010	Idaho Falls (PIO)	.269	67	260	39	70	14	0	0	21	26	71	21
2011	Burlington (APP)	.259	63	243	45	63	13	4	7	41	29	64	31
2012	Kane County (MWL)	.272	117	467	75	127	20	9	12	50	46	115	24
	Totals	.267	279	1096	177	106	51	14	19	131	112	286	88



ANDREW TRIGGS #35

Position: RHP • **Height:** 6-4 • **Weight:** 222 • **B/T:** R/R
Opening Day Age: 24
Born: March 16, 1989 in Nashville, Tenn.
Resides: Nashville, Tenn.
Obtained: Selected in 19th round of 2012 June Free Agent Draft

Career Notes: 2012: Made professional debut vs Orem on 6/20 ... promoted to Kane County after 2 appearances ... picked up first pro win on 6/29 vs Burlington, in relief: 5 IP, 5 H, 1 R, 5 K ... did not allow an earned run from 7/18-8/2 (10 IP) ... earned first pro save on 8/11 vs Cedar Rapids ... extreme groundball pitcher (3.61 GO/AO) ... held opposing batters to a .193 BA.

Personal: Graduated from Nashville's Montgomery Bell High, 2007 ... attended USC, where he earned a degree in political science, 2011 ... spent the 2011-12 academic year in the university's MBA program ... earned conference All-Academic honors each season from 2009-12 and was named 2012 Pac-12 Baseball Spring Scholar-Athlete of the Year ... posted a 3.96 ERA as a redshirt freshman in 2009, earning Pac-10 honorable mention status ... was the team's number one pitcher in the rotation, 2010 ... previously selected by Cleveland in the 24th round of the 2010 June Free Agent Draft and by San Francisco in the 21st round of the 2011 June Free Agent Draft.

Year	Club (League)	W-L	ERA	G	GS	CG	SV	IP	H	R	ER	BB	SO
2012	Idaho Falls (PIO)	0-0	2.45	2	0	0	0	3.2	4	2	1	1	3
	Kane County (MWL)	1-1	1.70	20	0	0	4	42.1	31	13	8	9	48
	Totals	1-1	1.76	22	0	0	4	46.0	35	15	9	10	51



MURRAY WATTS #34

Position: INF • **Height:** 6-7 • **Weight:** 264 • **B/T:** L/R
Opening Day Age: 25
Born: October 9, 1987 in Little Rock, Ark.
Resides: Jonesboro, Ark.
Obtained: Selected in 28th round of 2010 June Free Agent Draft

Career Notes: 2010: Spent entire season with Idaho Falls ... had six-game hitting streak from 7/14-7/19 (10-26, .385, 4 XBH, 9 RBIs) ... went hitless in eight straight games from 8/24-9/1 (0-27, 14 K) ... named Idaho Falls Player of the Year and a Pioneer League Postseason All-Star in 2010 ... finished in the top 10 in seven categories, including second in home runs and third in RBI ... 2011: Started season with Kane County ... recorded only five XBHs ... added to Burlington roster on 6/21 ... finished in the top 10 in seven categories, including second in home runs and third in RBIs ... 2012: Started season with Kane County ... struggled from 4/17-4/30, recording only two hits in 10 games (2-31, .065) ... six-game hitting streak from 5/26-6/2 ... added to Blue Rocks roster on 6/16 ... made debut on 6/17, went 1-for-4 ... hit in eight straight from 8/12-8/26 (12-26, .462, 3 HR, 6 RBI) to boost average from .185-.264.

Personal: Graduated from Jonesboro (Ark.) High, 2006 ... batted .489 with 14 home runs as a senior, earning All-American status from Collegiate Baseball ... attended the University of Arkansas during the 2006-07 school year, then transferred to Arkansas State University, where he earned a degree in marketing logistics ... named to the All-Sun Belt Conference team in his sophomore and junior seasons and the ABCA All South Central Region team as a junior ... led the Red Wolves with a .374 average, 13 home runs and 65 RBI as a junior ... batted .419 with 38 RBI in conference play, leading the Sun Belt in both categories.

Year	Club (League)	Avg.	G	AB	R	H	2B	3B	HR	RBI	BB	SO	SB
2010	Idaho Falls (PIO)	.279	69	251	37	70	13	1	14	57	45	75	2
2011	Kane County (MWL)	.211	35	114	8	24	3	0	2	13	24	46	0
	Burlington (APP)	.222	65	230	32	51	10	0	15	44	41	72	1
2012	Kane County (MWL)	.212	56	189	33	40	12	1	9	28	24	54	0
	Wilmington (CAR)	.229	31	105	8	24	6	0	4	15	12	42	0
	Totals	.235	256	889	118	209	44	2	44	157	146	289	3



ROBINSON YAMBATI #43

Position: RHP • **Height:** 6-3 • **Weight:** 211 • **B/T:** R/R
Opening Day Age: 22
Born: January 15, 1991 in Sabana de Boya, P.R.
Resides: Sabana Grande de Boya, P.R.
Obtained: Selected as non-drafted free agent on 2/4/08

Career Notes: 2008: Spent entire season with DSL Royals Went 4-1 with a 3.09 ERA in 14G (8GS); Worked 55.1 IP w/ 49H and 16BB, 40K ... 2009: Started season with DSL Royals ... in five starts, had a 0.77 ERA in 23.1 IP ... added to AZL Royals roster on 6/29 ... in 12 appearances, recorded a 8.89 ERA in 27.1 IP; 41H, 14BB, 18K ... 2010: Spent entire season with AZL Royals ... went 8-2 with a 2.71 ERA in 14 outings and six starts ... tossed 66.1 inning with 65 hits, 12 walks, and 65 strikeouts ... earned Surprise Royals Pitcher of the Year and Arizona League Postseason All-Star ... led the Arizona League in wins while finishing second in innings pitched and sixth in ERA ... tied for sixth in strikeouts ... 2011: Played entire season with Rookie Burlington ... made eight starts; was 0-5 with a 18.85 ERA in 17.2IP; 44H inc. 6HR, 11BB and 9K ... on 6/26 at Elizabethton: in 2.2 IP, allowed 12 ER on 13 hits, two homers and one strikeout ... 2012: Began season in Extended Spring Training ... joined Low-A Kane County on 5/1 ... in 16 games and four starts, he was 2-1 with a 3.22 ERA ... threw 44.2 innings, surrendered 40 hits and 17 walks while striking out 33 ... final five outings were scoreless (6IP 3H 9K/0BB) ... added to Blue Rocks active roster on 7/13 ... Made Blue Rocks debut on 7/14 vs Potomac, allowed one run in an inning of work earned first save as a Blue Rock on 7/24 vs. Frederick: (3IP, 3H, 0R, 0BB, 3K, 11TBF) ... suffered first Blue Rocks loss on 8/23 at Frederick; Walk-off defeat as Frederick took first place (1.1IP, 3H, 2R, 1ER) in Northern Division.

Year	Club (League)	W-L	ERA	G	GS	CG	SV	IP	H	R	ER	BB	SO
2008	Royals (DSL)	4-1	3.09	14	8	0	0	55.1	49	27	19	16	40
2009	Royals (DSL)	2-0	0.77	5	5	0	0	23.1	16	7	2	9	16
	Surprise (AZL)	2-3	8.89	12	1	0	1	27.1	41	35	27	14	18
2010	Surprise (AZL)	8-2	2.71	14	6	0	0	66.1	65	28	20	12	64
2011	Burlington (APP)	0-5	18.85	8	8	0	0	17.2	44	44	37	11	9
2012	Kane County (MWL)	2-1	3.22	16	4	0	2	44.2	40	21	16	17	33
	Wilmington (CAR)	2-1	2.16	17	0	0	5	25.0	22	7	6	10	31
	Totals	20-13	4.40	86	32	0	8	259.2	277	169	126	89	211



KYLE ZIMMER #30

Position: RHP • **Height:** 6-2 • **Weight:** 217 • **B/T:** R/R
Opening Day Age: 21
Born: September 13, 1991 in San Francisco, Calif.
Resides: Surprise, Ariz.
Obtained: Selected in 1st round (5th overall) of 2012 June Free Agent Draft

Career Notes: 2012: Made pro debut on 7/13 vs AZL Giants ... picked up first pro win on 7/21 vs Padres ... tossed five-inning CG shutout (0 R, 2 H, 5 K) ... promoted to Kane County in late July ... suffered losses in first two starts with Cougars ... allowed season worst 6 R over 2 IP on 7/31 in loss to Beloit ... following loss allowed only one earned run over final four starts (including two wins) ... struck out season-high 10 on 8/10 vs Clinton ... went season-best 7 IP vs Clinton on 8/16 (picked up wins in both games) ... posted a 0.48 ERA in August over four starts ... despite posting a 2.43 ERA, opponents hit .301 against him.

Personal: Graduated from La Jolla (Calif.) High, 2009 ... batted .410 as a senior ... attended the University of San Francisco, where he moved from third base to the mound as a freshman ... led the staff with 89 strikeouts in 2011, earning first-team All-West Coast Conference honors ... earned first-team honors again in 2012, finishing 5-3 with a 2.85 ERA and 104 strikeouts in 88.1 innings ... named a preseason second-team All-American by Baseball America entering 2012 and to the Midseason USA Baseball Golden Spikes Award Watch List ... rated by Baseball America as the college prospect with the best fastball entering the 2012 draft ... pursued a business degree at USF, where he was named to the 2012 WCC All-Academic team ... father, Eric, played baseball at UC-San Diego while mother, Cathy, ran track at San Diego State ... brother, Bradley, is an outfielder at USF.

Year	Club (League)	W-L	ERA	G	GS	CG	SV	IP	H	R	ER	BB	SO
2012	Surprise (AZL)	1-0	0.90	3	3	0	0	10.0	5	1	1	0	13
	Kane County (MWL)	2-3	2.43	6	6	0	0	29.2	34	15	8	8	29
	Totals	3-3	2.0	9	9	0	0	39.2	39	16	9	8	42



**2012 SEASON
IN REVIEW**



2012 SUMMARY: 2012 would mark a homecoming for Vance Wilson. Tabbed as Wilmington's new manager in January, the native Philadelphian would be going into only his second year as a professional skipper. But if his one year at Low-A Kane County taught him anything, it was the need for patience. Intense by nature, Wilson would be tested from the start. Going into the All-Star break, the Blue Rocks were 12 games under .500. The main culprit: run production. Through the first 70 games, Wilmington averaged a league-low 3.2 runs/game. That trend was most apparent during the final days of the first-half, when the Blue Crew went on a season worst eight-game losing streak, and limped to the end of the first stanza with 41 losses (tied for the most in franchise history over one half of a season). However a handful of roster additions created a spark in mid-July. Led by Blue Rocks Player of the Month Matt Fields (who paced the Carolina League in home runs, slugging, and OPS through July), Wilmington moved into August a half game out of first place in the CL North. While it appeared that a corner had been turned, a tough series against Winston-Salem prompted a closed door meeting on August 9. Reminding his team he believed in them, the words of manager Vance Wilson worked wonders. Over the final 25 games of the season, the Blue Rocks finished a league best 16-9 (.640) to win the second-half Northern Division crown. However in the playoffs, the team would fall to Lynchburg in the deciding game of the NDCS. It may not have been the desired result, but given patience, both Wilson and his team learned that how you start doesn't decide how you finish.

APRIL: Wilmington started slow out of the gate, posting a 10-13 record after one month. It was the team's worst start since 2007. The central issue was run production. Striking out a combined 181 times, the Blue Rocks lineup ended the first month with the second-worst team batting average in the league (.225). Those numbers culminated in a five-game losing streak over the final week in April. During the downstretch, the team struggled mightily with runners in scoring position, batting a slim .085 (4-for-47) as a club. The only exception to the rule was utility man Angel Franco. Going into the month of May, Franco trailed only Lynchburg's Evan Gattis for the league lead in hitting, at .375. The Blue Rocks infielder also closed out the month on a 13 game hitting streak. On the mound, Jason Adam posted the CL's fourth-best ERA (2.36), and Yordano Ventura led the circuit with a 13.3 K/9 IP ratio, but no pitcher on the staff recorded more than two wins during the month due to a lack of run support.

MAY: Like April, the season's second month began on a sour note. Wilmington dropped six of its first eight games in May, to drop the team to seven games under .500 and 6.5 games out off the North Division pace by May 9. Making things worse, the team was struggling at pitcher friendly Frawley Stadium, dropping a season-worst four in a row at the friendly confines. That would change on May 10, with Sugar Ray Marimon on the mound. Unbeaten in each of Marimon's three prior starts, Wilmington cruised to a 7-2 victory over the first-place Hillcats. That success carried over to the road, with a series win at Frederick and a split against the Hillcats. Another three-game winning streak moved the club into sole possession of second-place in the CL North by May 18, however a slice of humble pie was served up the next night. Facing talented Rangers farmhand Nick Tepesch, the Blue Rocks were no-hit by the duo of Tepesch and Jimmy Reyes in a 3-0 defeat. It was the first time in franchise history that Wilmington had been no-hit in a nine-inning game. Putting it behind them, the team rallied to win its next four in a row, ending May at 24-28 overall.

JUNE: While a slow start seemed to quell any notion of a first-half playoff berth, the Blue Crew continued to fight. With Lynchburg on an eight-game losing streak, Wilmington rattled off four wins in five games to pull within a half-game of the first-place Hillcats. It was the closest the team had been to first place since the start of the season. Adding to the excitement, the Blue Rocks also had a chance to move to .500 for the first time since April 25. Sadly, the club would win only one more game during the first-half. Mirroring their divisional counterparts, the Blue Rocks went a season-worst eight game losing streak. Once a game below the .500 mark, the team would end the first stanza 12 games in red at 29-41. The 41 losses equaled the most suffered by a Wilmington club since the second-half of the disastrous 2005 campaign. Most of the team would get a chance to regroup over the All-Star break, with the exception of Yordano Ventura and Sugar Ray Marimon. Selected for the Carolina-California League All-Star Game in Winston-Salem, the two pitchers worked scoreless frames to lead the Carolina League All-Stars to a 9-1 win. Before the second-half began, Marimon along with infielders Brian Fletcher and Alex McClure would be promoted to Double-A Northwest Arkansas.

JULY: With the second-half underway, Wilmington moved into a tie for the first place in the CL North on July 3. Playing Frederick, the Blue Crew scored six runs in the top of the 13th inning to improve to 6-6 in the second-half. For a change, the bats were starting to come to life. After scoring only 227 runs as a team during the initial stage of the season, Wilmington plated 68 runs over its first 12 games of the second-half. One catalyst was Matt Fields. Signed out of the independent ranks, Fields brought some much needed pop to the middle of the of the order. Over the month, Fields would crush a league-best 13 homers, while leading the CL in slugging and OPS. For his efforts, he was named Carolina League Topps Player of the Month. Thanks to the uptick in offense, Wilmington went on a five game winning streak from July 9-14, which included a four-game sweep of Potomac. Suddenly a game out of first place, the team's road woes resurfaced against Myrtle Beach. No-hit by Pelicans starter Kyle Hendricks for most of the contest on July 19, the Blue Rocks suffered a four-game sweep to drop back into a tie for third place. Despite a hot stretch over the final 12 days of July, Wilmington ended the month 18-19, and a half-game out of first.

AUGUST: Perhaps the turning point of the season came on August 9. Following a 9-2 loss to Winston-Salem, manager Vance Wilson held a closed door meeting with his team. Extolling his club to believe in themselves, the chat proved a rallying cry. After starting August 3-5, the Blue Rocks claimed 14 of their next 21. However the sweetest victory came last. With the team's magic number down to two, the Blue Rocks clinched a playoff berth on August 30 following a 9-3 win over Myrtle Beach and 3-1 loss by Frederick to Salem. For the first time since 2009, Wilmington was playoff bound. Over the Blue Rocks final push, an old friend provided a jolt to the offense. Received from Northwest Arkansas in the middle of the month, Nick Van Stratten hit .349 over 18 games to go along with 13 RBI. The pitching staff also did its part, posting a combined 3.29 ERA, while the trio of Jason Adam, Matt Ridings, and Andy Ferguson went a combined 10-1.

SEPTEMBER: The season wrapped up with a Labor Day weekend series at home with Potomac. Wilmington dropped two of its final three with the P-Nats and finished the year with a 66-74 mark, good for fifth in the eight-team Carolina League. After the Rocks finished up their regular season with the P-Nats, the Hillcats came calling for the Northern Division Championship Series. Lynchburg's Gus Schlosser dominated the Rocks at Frawley Stadium in Game 1, tossing eight shutout innings of three-hit ball as the Hillkitties rolled to an 8-0 win. In Game 2, Wilmington fell behind 1-0 early. It would score the next 12 runs, however, as it marched to a 12-3 win. Matt Fields hit a go-ahead three-run homer in the third inning that set up a decisive Game 3. The Rocks jumped on top first with a solo homer from Geulin Beltre in the third inning. Rehabbing big leaguer Andrelton Simmons wiped that lead away in the fourth inning with a solo shot of his own. Robinson Yambati was on the mound in the eighth when he gave up a solo homer on a 3-2 pitch to Hillcats catcher Braeden Schlehuder. The Rocks mustered a two-out walk in the ninth, but that was all, as their season came to a close.

CENTURY MARK AND COUNTING: In 2012, five former Blue Rocks made their major league debuts. Jake Odorizzi, Jeff Bianchi, Clint Robinson, David Lough and Will Smith all made their first appearance in the majors last season. The Blue Rocks have had 121 former players make it to the major leagues since the team's modern-day inception in 1993.

Year-By-Year Breakdown

Year	# of Debuts	Year	# of Debuts
1993	0	2003	7
1994	1	2004	10
1995	7	2005	5
1996	7	2006	6
1997	8	2007	5
1998	7	2008	9
1999	6	2009	2
2000	5	2010	4
2001	7	2011	10
2002	10	2012	5

TOTAL: 121 Former Blue Rocks from Frawley to the Majors



2012 REGULAR SEASON DAY-BY-DAY

Date	Opponent	Result	Rec.	Time	Att.	Pos.	GB	Date	Opponent	Result	Rec.	Time	Att.	Pos.	GB
4/6	at MB	L, 0-6	0-1	2:53	5,112	T-2nd	1.0	6/2	FRE	W, 2-1 (7)	26-29	1:48	5,970	2nd	2.5
4/7	at MB	L, 1-2	0-2	2:22	3,053	T-3rd	2.0	6/3	FRE	L, 2-6	26-30	2:49	4,439	2nd	1.5
4/8	at MB	W, 3-2	1-2	2:30	2,791	3rd	2.0	6/4	CAR	W, 2-0 (5)	27-30	1:30	3,757	2nd	1.5
4/9	at CAR	L, 0-6	1-3	2:05	1,197	3rd	2.5	6/5	CAR	W, 5-2	28-30	2:28	3,366	2nd	0.5
4/10	at CAR	W, 3-2	2-3	2:29	1,211	3rd	3.5	6/6	CAR	L, 2-5	28-31	2:41	3,251	2nd	1.5
4/11	at CAR	L, 3-5	2-4	2:30	1,044	4th	3.5	6/7	CAR	L, 1-12	28-32	2:32	4,420	2nd	2.5
4/12	OFF DAY (1)					T-3rd	3.0	6/8	at W-S	L, 3-11 (7)	28-33	2:00	5,538	2nd	2.5
4/13	FRE	W, 4-3	3-4	2:33	7,258	T-2nd	2.0	6/9	at W-S	L, 2-7	28-34	2:29	5,647	3rd	4.0
4/14	FRE	L, 2-3	3-5	2:30	4,960	T-3rd	3.0	6/10	at W-S	L, 0-2	28-35	2:12	3,594	3rd	5.0
4/15	FRE	L, 4-6	3-6	3:03	4,296	T-3rd	4.0	6/11	at SAL	L, 0-8	28-36	2:45	4,121	3rd	5.5
4/16	CAR	W, 9-2	4-6	2:28	3,363	T-3rd	3.0	6/12	at SAL	Postponed due to rain; rescheduled as part of DH on 6/13					
4/17	CAR	W, 5-3	5-6	2:51	3,414	T-2nd	2.0	6/13	at SAL	L, 2-3 (7)	28-37	2:07	-	-	-
4/18	CAR	L, 0-1	5-7	2:18	3,012	4th	3.0	6/13	at SAL	L, 0-3 (7)	28-38	1:53	4,399	3rd	7.0
4/19	at W-S	L, 2-3	5-8	2:25	3,241	4th	4.0	6/14	W-S	W, 4-3	29-38	2:32	4,963	3rd	7.0
4/20	at W-S	W, 6-0	6-8	2:41	6,374	4th	3.0	6/15	W-S	L, 1-2	29-39	2:40	6,015	3rd	8.0
4/21	at W-S	W, 9-6	7-8	2:38	5,709	T-2nd	2.5	6/16	W-S	L, 5-9	29-40	3:16	4,756	3rd	9.0
4/22	at W-S	L, 3-5	7-9	2:33	4,129	T-2nd	2.5	6/17	W-S	L, 5-6 (10)	29-41	3:20	5,224	3rd	10.0
4/23	at SAL	W, 7-2	8-9	2:30	1,618	2nd	2.5	END OF FIRST HALF ALL-STAR BREAK							
4/24	at SAL	W, 4-3	9-9	2:33	1,114	2nd	1.5	6/21	at CAR	L, 3-7	29-42, 0-1	2:47	5,292	T-3rd	1.0
4/25	at SAL	L, 1-4	9-10	2:52	1,256	2nd	1.5	6/22	at CAR	Postponed due to rain; rescheduled as part of DH on 6/13					
4/26	at SAL	L, 1-4	9-11	2:04	1,676	2nd	1.5	6/23	at CAR	L, 8-9 (7)	29-43, 0-2	2:21	-	-	-
4/27	at W-S	L, 3-5	9-12	2:42	5,143	2nd	2.5	6/23	at CAR	L, 5-6 (7)	29-44, 0-3	2:00	4,778	4th	3.0
4/28	at W-S	L, 5-11	9-13	3:16	4,028	2nd	3.5	6/24	at POT	L, 1-7	29-45, 0-4	2:39	1,721	4th	3.0
4/29	at W-S	L, 2-9	9-14	3:03	4,974	T-2nd	4.5	6/25	at POT	W, 7-3	30-45, 1-4	2:39	2,886	4th	3.0
4/30	SAL	W, 8-3	10-14	3:34	3,589	2nd	4.0	6/26	at POT	W, 11-2	31-45, 2-4	3:07	2,361	4th	2.0
5/1	SAL	W, 9-5	11-14	2:57	3,765	2nd	3.5	6/27	at POT	L, 4-7	31-46, 2-5	2:27	1,216	4th	2.0
5/2	SAL	L, 1-2	11-15	2:43	3,276	2nd	3.5	6/28	LYN	W, 6-5	32-46, 3-5	2:46	4,112	4th	1.0
5/3	SAL	L, 1-2	11-16	2:15	4,074	T-2nd	3.5	6/29	LYN	W, 3-0	33-46, 4-5	2:11	5,909	T-3rd	1.0
5/4	at POT	L, 4-5	11-17	2:34	2,760	3rd	3.5	6/30	LYN	L, 0-1	33-47, 4-6	2:34	4,052	4th	2.0
5/5	at POT	W, 8-3	12-17	2:43	3,885	T-2nd	3.5	7/1	at FRE	W, 8-7	34-47, 5-6	2:57	3,082	T-3rd	1.0
5/6	at POT	L, 1-3	12-18	2:22	5,323	3rd	4.5	7/2	at FRE	W, 12-6 (13)	35-47, 6-6	4:35	3,821	T-1st	-
5/7	OFF DAY (2)					3rd	4.5	7/3	at FRE	L, 8-12	35-48, 6-7	3:19	6,094	T-2nd	1.0
5/8	LYN	L, 4-10	12-19	2:53	3,298	3rd	5.5	7/4	at LYN	L, 7-11	35-49, 6-8	2:27	5,440	T-3rd	2.0
5/9	LYN	L, 0-1	12-20	2:44	3,581	T-3rd	6.5	7/5	at LYN	L, 9-10	35-50, 6-9	3:12	808	4th	3.0
5/10	LYN	W, 7-2	13-20	2:19	4,572	3rd	5.5	7/6	at LYN	W, 6-5 (10)	36-50, 7-9	3:04	2,368	T-3rd	2.0
5/11	at FRE	W, 6-5	14-20	2:27	9,279	T-2nd	5.5	7/7	MB	L, 3-8	36-51, 7-10	2:46	3,912	4th	3.0
5/12	at FRE	W, 7-4	15-20	2:23	7,742	2nd	5.5	7/8	MB	L, 1-2 (10)	36-52, 7-11	2:51	3,330	4th	3.0
5/13	at FRE	L, 5-6	15-21	2:38	5,008	2nd	5.5	7/9	MB	W, 6-2	37-52, 8-11	2:25	3,169	4th	2.0
5/14	at LYN	L, 4-5	15-22	2:18	406	2nd	6.5	7/10	OFF DAY (4)					4th	2.0
5/15	at LYN	L, 0-1	15-23	2:12	77	2nd	7.5	7/11	POT	W, 6-2	38-52, 9-11	2:30	3,301	4th	1.0
5/16	at LYN	W, 7-5	16-23	2:42	1,692	T-2nd	6.5	7/12	POT	W, 8-3	39-52, 10-11	2:57	3,074	T-3rd	1.0
5/17	at LYN	W, 2-1	17-23	2:41	1,662	T-2nd	5.5	7/13	POT	W, 3-1	40-52, 11-11	2:17	7,444	3rd	1.0
5/18	MB	W, 6-5	18-23	2:33	6,267	2nd	4.5	7/14	POT	W, 6-3	41-52, 12-11	2:33	5,584	2nd	1.0
5/19	MB	L, 0-3	18-24	2:20	4,697	T-2nd	4.5	7/15	OFF DAY (5)					2nd	1.0
5/20	MB	W, 2-1	19-24	2:30	4,909	T-2nd	4.5	7/16	at MB	L, 0-2	41-53, 12-12	2:07	2,681	T-2nd	1.0
5/21	POT	W, 7-0	20-24	2:14	3,481	2nd	4.0	7/17	at MB	L, 2-7	41-54, 12-13	2:40	2,067	T-2nd	1.0
5/22	POT	W, 4-2	21-24	2:40	3,531	2nd	4.0	7/18	at MB	L, 2-3	41-55, 12-14	2:21	3,535	T-2nd	1.0
5/23	POT	W, 3-0	22-24	2:31	4,613	2nd	4.0	7/19	at MB	L, 1-2	41-56, 12-15	1:59	6,599	T-3rd	2.0
5/24	OFF DAY (3)					2nd	3.5	7/20	at SAL	W, 6-1	42-56, 13-15	2:37	2,888	3rd	1.0
5/25	at MB	L, 2-10	22-25	2:37	2,152	2nd	3.5	7/21	at SAL	W, 7-4	43-56, 14-15	2:56	3,616	3rd	1.0
5/26	at MB	W, 2-0	23-25	2:32	3,140	2nd	3.5	7/22	at SAL	W, 4-3	44-56, 15-15	2:33	1,942	T-1st	-
5/27	at MB	L, 1-3	23-26	2:40	3,925	2nd	4.5	7/23	FRE	L, 5-10	44-57, 15-16	2:58	3,027	T-2nd	1.0
5/28	at CAR	W, 4-3	24-26	2:16	5,130	2nd	4.5	7/24	FRE	W, 4-2	45-57, 16-16	2:28	3,565	T-1st	-
5/29	at CAR	L, 3-11	24-27	2:38	1,292	2nd	5.0	7/25	FRE	W, 4-1	46-57, 17-16	2:10	4,964	T-1st	-
5/30	at CAR	L, 3-5	24-28	2:24	1,137	2nd	4.5	7/26	FRE	L, 4-6	46-58, 17-17	-	-	1st	-
5/31	at CAR	L, 2-7	24-29	2:29	2,189	2nd	4.5	7/27	CAR	W, 6-2	47-58, 18-17	2:28	5,468	1st	-
6/1	FRE	Postponed due to rain; rescheduled as part of DH on 6/2						7/28	CAR	L, 4-8 (7)	47-59, 18-18	2:24	4,177	1st	-
6/2	FRE	W, 1-0 (7)	25-29	1:35	-	2nd	2.5	7/29	CAR	L, 2-5	47-60, 18-19	3:06	3,617	3rd	0.5
								7/30	OFF DAY (6)					3rd	0.5

2012 REGULAR SEASON DAY-BY-DAY CONTINUED

Date	Opponent	Result	Rec.	Time	Att.	Pos.	GB	Date	Opponent	Result	Rec.	Time	Att.	Pos.	GB
7/31	at W-S	L, 0-2	47-61, 18-20	2:34	3,589	3rd	0.5	8/18	LYN	W, 1-0	58-67, 29-26	2:21	5,229	1st	-
8/1	at W-S	W, 9-4	48-61, 19-20	2:38	3,822	T-1st	-	8/19	LYN	L, 2-3	58-68, 29-27	2:35	3,096	1st	-
8/2	at W-S	L, 4-6	48-62, 19-21	2:45	4,173	T-2nd	0.5	8/20	at FRE	L, 2-5 (7)	58-69, 29-28	1:51	2,508	1st	-
8/3	at SAL	L, 5-7	48-63, 19-22	2:57	2,718	T-3rd	0.5	8/21	at FRE	W, 5-4	59-69, 30-28	2:28	3,009	1st	-
8/4	at SAL	L, 5-6 (11)	48-64, 19-23	3:46	3,017	T-3rd	1.5	8/22	at FRE	L, 3-6	59-70, 30-29	2:44	3,340	1st	-
8/5	at SAL	W, 5-4 (10)	49-64, 20-23	3:16	1,615	2nd	0.5	8/23	at FRE	L, 5-6	59-71, 30-30	2:27	4,055	2nd	0.5
8/6	OFF DAY (7)					2nd	0.5	8/24	at LYN	W, 11-5	60-71, 31-30	2:40	4,011	1st	-
8/7	W-S	W, 2-1	50-64, 21-23	2:20	3,294	1st	-	8/25	at LYN	Postponed due to rain; rescheduled as part of doubleheader on 8/26					
8/8	W-S	L, 0-8	50-65, 21-24	2:44	2,865	T-1st	-	8/26	at LYN	W, 1-0 (7)	61-71, 32-30	1:59	-	-	-
8/9	W-S	L, 2-9	50-66, 21-25	2:51	3,778	2nd	1.0	8/26	at LYN	L, 2-3 (7)	61-72, 32-31	2:00	4,280	1st	-
8/10	SAL	W, 9-1	51-66, 22-25	2:45	4,570	T-1st	-	8/27	MB	W, 9-1	62-72, 33-31	3:17	2,711	1st	-
8/11	SAL	W, 2-1	52-66, 23-25	2:32	5,201	T-1st	-	8/28	MB	W, 6-5	63-72, 34-31	2:38	2,952	1st	-
8/12	SAL	W, 5-0	53-66, 24-25	2:15	2,969	1st	-	8/29	MB	W, 4-3	64-72, 35-31	2:20	2,848	1st	-
8/13	at POT	W, 4-3	54-66, 25-25	2:34	3,417	1st	-	8/30	MB	W, 9-3	65-72, 36-31	2:37	3,952	1st	-
8/14	at POT	L, 5-7	54-67, 25-26	3:03	1,987	1st	-	8/31	OFF DAY (8)						
8/15	at POT	W, 9-1	55-67, 26-26	2:49	2,738	1st	-	9/1	POT	W, 5-1	66-72, 37-31	2:16	5,258	1st	-
8/16	LYN	W, 2-1 (10)	56-67, 27-26	3:11	3,459	1st	-	9/2	POT	L, 0-4 (11)	66-73, 37-32	2:59	3,899	1st	-
8/17	LYN	W, 11-1	57-67, 28-26	2:29	5,677	1st	-	9/3	POT	L, 0-3 (6)	67-73, 37-33	1:27	3,458	1st	-

END OF 2ND HALF AND REGULAR SEASON

INNING-BY-INNING SCORING

	1	2	3	4	5	6	7	8	9	10	11	12	13	Total
Wilmington	65	60	57	79	64	47	62	60	50	3	0	0	6	553
Opponents	60	68	69	70	66	79	57	59	40	2	5	0	0	575

MONTH-BY-MONTH BATTING TOTALS

	Avg.	G	R	H	2B	3B	HR	RBI	BB	SO	SB
April	.225	24	85	174	33	3	10	73	87	181	10
May	.242	29	105	229	42	5	17	98	67	230	22
June	.232	27	85	187	28	4	11	77	71	188	18
July	.263	28	134	255	50	10	31	118	87	240	32
August	.269	29	139	264	50	6	15	119	88	237	28
September	.190	3	5	16	2	0	2	4	8	19	0





MULTI-RUN AND MULTI-RBI GAMES

	Total	Multi-Hit				Total	Multi-RBI			
		2	3	4	5		2	3	4	5+
Adams	17	12	5	0	0	4	3	1	0	0
Beltre	23	16	6	1	0	6	3	3	0	0
Bonilla	8	5	3	0	0	5	4	1	0	0
Calixte	25	19	6	0	0	7	5	2	0	0
Cuthbert	29	22	6	1	0	10	6	3	1	0
David	11	5	5	1	0	6	4	1	1	0
Eibner	16	12	4	0	0	13	10	2	1	0
Elder	0	0	0	0	0	1	0	1	0	0
Fields	18	15	1	1	1	12	11	1	0	0
Fletcher	19	13	5	1	0	5	5	0	0	0
Franco	25	21	4	0	0	8	6	1	1	0
Graterol	11	6	3	2	0	2	2	0	0	0
Hernandez	15	13	2	0	0	0	0	0	0	0
Jones	0	0	0	0	0	1	1	0	0	0
Kuebler	3	3	0	0	0	2	0	1	1	0
Liberto	1	1	0	0	0	0	0	0	0	0
McClure	8	6	2	0	0	4	2	2	0	0
Merrifield	26	20	6	0	0	5	5	0	0	0
Morales	0	0	0	0	0	2	0	0	2	0
Piterson	9	6	3	0	0	2	2	0	0	0
Swab	1	1	0	0	0	0	0	0	0	0
Van Stratten	7	4	3	0	0	3	2	1	0	0
Watts	6	5	1	0	0	3	2	1	0	0

HOME RUN BREAKDOWN

	Total	Home	Road	Solo	2-Run	3-Run	GS
Adams	6	1	5	4	2	0	0
Beltre	5	0	5	4	1	0	0
Bonilla	3	0	3	2	1	0	0
Calixte	4	0	4	3	0	1	0
Cuthbert	7	1	6	4	3	0	0
David	3	1	2	1	2	0	0
Eibner	15	4	11	9	4	1	1
Elder	0	0	0	0	0	0	0
Fields	17	10	7	12	5	0	0
Fletcher	5	0	5	4	1	0	0
Franco	3	1	2	1	1	1	0
Graterol	2	1	1	1	1	0	0
Hernandez	0	0	0	0	0	0	0
Jones	1	0	1	0	1	0	0
Kuebler	2	0	2	1	0	1	0
Liberto	0	0	0	0	0	0	0
McClure	0	0	0	0	0	0	0
Merrifield	8	2	6	5	2	1	0
Morales	0	0	0	0	0	0	0
Piterson	0	0	0	0	0	0	0
Swab	0	0	0	0	0	0	0
Van Stratten	1	0	1	0	1	0	0
Watts	4	1	3	4	0	0	0
Totals	86	23	63	55	25	5	1

STARTS BY POSITION

1B – Fields (55), Fletcher (39), Graterol (20), Kuebler (18), Watts (8)
 2B – Franco (65), Merrifield (50), Piterson (24), Liberto (1)
 3B – Cuthbert (120), Franco (14), Piterson (4), Kuebler (1), Morales (1)
 SS – Calixte (63), McClure (37), Piterson (14), Franco (4), Liberto (2)
 C – David (52), Bonilla (42), Graterol (35), Swab (8), Jones (3)
 LF – Hernandez (48), Beltre (29), Merrifield (27), Fletcher (16), Van Stratten (14), Elder (4), Adams (2)
 CF – Eibner (114), Merrifield (14), Adams (12)
 RF – Beltre (75), Adams (48), Hernandez (17)
 DH – Watts (22), Franco (16), Kuebler (12), Fields (12), Beltre (11), Bonilla (8), Hernandez (8), Merrifield (8), Eibner (5), Graterol (5), Van Stratten (5), Adams (5), Cuthbert (4), David (3), Swab (2), Jones (1), Liberto (1), Piterson (1)

STARTS BY BATTING ORDER

1 – Merrifield (91), Calixte (24), Franco (24), Beltre (1)
 2 – Franco (33), Calixte (30), Beltre (26), McClure (22), Eibner (20), Van Stratten (9)
 3 – Cuthbert (66), Adams (31), Fletcher (28), Fields (5), Merrifield (5), Eibner (2), Van Stratten (2), David (1)
 4 – Fields (56), Eibner (40), Fletcher (38), Adams (5), Van Stratten (1)
 5 – Cuthbert (58), Adams (31), Eibner (26), Hernandez (10), Beltre (4), Bonilla (4), David (3), Watts (2), Calixte (1), Merrifield (1)
 6 – Hernandez (44), Eibner (29), Beltre (24), Calixte (8), Watts (8), Van Stratten (7), David (6), Fields (6), Graterol (3), Kuebler (2), Merrifield (2), Bonilla (1)
 7 – Beltre (38), Bonilla (27), David (22), Watts (17), Graterol (13), Kuebler (10), Hernandez (9), McClure (2), Franco (1), Swab (1)
 8 – Graterol (39), David (19), Bonilla (17), Kuebler (15), Beltre (11), Hernandez (10), McClure (10), Swab (9), Franco (4), Watts (3), Jones (2), Liberto (2), Elder (1)
 9 – Piterson (43), Franco (37), McClure (24), Beltre (12), Kuebler (6), Graterol (5), David (4), Elder (3), Jones (2), Liberto (2), Bonilla (1), Morales (1)

PITCHING BREAKDOWN

	W	L	Sv.	E.R.A.	IP	H	R	ER	BB	SO	HR
Starters	41	47	-	3.75	748.1	712	357	312	202	649	74
Relievers	25	27	29	3.71	456.0	448	218	188	197	423	70

STARTING PITCHER BREAKDOWN

Player	Starts	Team Rec.	No-Dec.	W-L Rec.
Jason Adam	27	10-17	8	7-12
Yordano Ventura	16	7-9	8	3-5
Brooks Pounders	15	9-6	5	6-4
Tyler Sample	15	3-12	6	1-8
Leondy Perez	12	4-8	4	4-4
Greg Billo	10	7-3	2	5-3
Andy Ferguson	10	6-4	4	4-2
Matt Ridings	10	6-4	5	3-2
Sugar Ray Marimon	9	6-3	3	4-2
Elisaul Pimentel	8	5-3	3	3-2
Chase Boruff	4	1-3	2	0-2
Santiago Garrido	3	2-1	1	1-1
Ryan Dennick	1	0-1	1	0-0
Totals	140	66-74	52	41-47

INHERITED RUNNERS/SCORED

Pitcher	Runners Inherited	Runs Allowed	Pct.
Billo	3	0	.000
Boruff	4	1	.250
Carl	17	5	.294
Cruz	8	3	.375
Dennick	6	2	.333
Garrido	0	0	.000
Graffeo	15	3	.200
Keck	4	0	.000
Marimon	0	0	.000
Malgarejo	3	3	1.000
Perez	1	1	1.000
Pimentel	0	0	.000
Piterson	2	0	.000
Pounders	0	0	.000
Ridings	4	1	.250
Rogers	10	4	.400
Runion	16	2	.125
Sample	6	4	.667
Stueve	0	0	.000
White	13	7	.538
Yambati	2	1	.500
Totals	114	37	.325

CATCHING TOTALS

Catcher	CS	Att.	Pct.	PB
Jose Bonilla	16	56	.286	7
Kevin David	15	53	.283	4
Juan Graterol	15	41	.366	1
Travis Jones	1	4	.250	0
Kenny Swab	5	21	.238	2
Totals	52	175	.297	14





2012 CAROLINA LEAGUE REVIEW

2012 CAROLINA LEAGUE ALL-STAR TEAM AND AWARD WINNERS

Position	Player (Team)	2012 Stats
C	Braden Schlehuger (LYN)	.270, 8 HR, 42 RBI
	Christian Vazquez (SAL)	.266, 7 HR, 41 RBI
1B	Dan Black (W-S)	.315, 17 HR, 88 RBI
2B	Carlos Sanchez (W-S)	.315, 1 HR, 42 RBI
	Ronny Rodriguez (CAR)	.264, 19 HR, 66 RBI
SS	Xander Bogaerts (SAL)	.302, 15 HR, 64 RBI
3B	Michael Almanzar (SAL)	.300, 12 HR, 54 RBI
OF	Trayce Thompson (W-S)	.254, 22 HR, 90 RBI
OF	Jackie Bradley, Jr. (SAL)	.359, 3 HR, 34 RBI
OF	Michael Earley (W-S)	.291, 13 HR, 73 RBI
DH	Travis Shaw (SAL)	.305, 16 HR, 73 RBI
UTL-INF	Nick Ahmed (LYN)	.269, 6 HR, 49 RBI
UTL-OF	Brady Shoemaker (W-S)	.331, 13 HR, 59 RBI
SP	Gus Schlosser (LYN)	13-7, 3.38 ERA
RP	Ben Rowen (MB)	5-0, 1.57 ERA, 19 SV

CL MOST VALUABLE PLAYER: Dan Black (W-S)

CL PITCHER OF THE YEAR: Gus Schlosser (LYN)

CL MANAGER OF THE YEAR: Tommy Thompson (W-S)

CAROLINA LEAGUE PROSPECTS (as rated by Baseball America)

Rank	Player (Team)	Position
1.	Dylan Bundy (FRE)	RHP
2.	Xander Bogaerts (SAL)	SS
3.	Matt Barnes (SAL)	RHP
4.	Jackie Bradley, Jr. (SAL)	OF
5.	Cody Buckel (MB)	RHP
6.	Carlos Sanchez (W-S)	SS/2B
7.	J.R. Graham (LYN)	RHP
8.	Yordano Ventura (WIL)	RHP
9.	Christian Villanueva (MB)	3B
10.	Orlando Calixte (WIL)	SS
11.	Erik Johnson (W-S)	RHP
12.	Hanser Alberto (MB)	SS
13.	Nick Ahmed (LYN)	SS
14.	Edward Salcedo (LYN)	3B
15.	Nathan Karns (POT)	RHP
16.	Luke Jackson (MB)	RHP
17.	Christian Vazquez (SAL)	C
18.	Trayce Thompson (W-S)	OF
19.	Ronny Rodriguez (CAR)	SS/2B
20.	Cheslor Cuthbert (WIL)	3B

2012 CAROLINA LEAGUE INDIVIDUAL LEADERS

Batting Average		Hits		Bases on Balls		Wins		Games Started	
Carlos Sanchez, W-S	.315	Dan Black, W-S	157	Chris Garcia, LYN	85	Gus Schlosser, LYN	13	Jason Adam, WIL	27
Dan Black, W-S	.315	Odubel Herrera, MB	142	Dan Black, W-S	64	Cody Martin, LYN	12	Michael Goodnight, CAR	27
Travis Shaw, SAL	.305	Nick Ahmed, LYN	136	Travis Shaw, LYN	59	Keith Couch, SAL	11	Aaron Northcraft, LYN	27
Xander Bogaerts, SAL	.302	Michael Almanzar, SAL	136	Brett Eibner, WIL	57	Aaron Northcraft, LYN	10	Mike Rayl, CAR	27
Michael Almanzar, SAL	.300	Michael Earley, W-S	132	Marcus Semien, W-S	55	Mike Rayl, CAR	10	Gus Schlosser, LYN	27
Home Runs		Total Bases		On Base Percentage		Losses		Complete Games	
Aaron Baker, FRE	22	Dan Black, W-S	241	Travis Shaw, SAL	.411	Michael Goodnight, CAR	13	7 Players With	2
Trayce Thompson, FRE	22	Trayce Thompson, W-S	218	Chris Garcia, LYN	.408	Jason Adam, WIL	12	Innings Pitched	
Kevin Keyes, POT	21	Michael Earley, W-S	212	Dan Black, W-S	.392	Matthew Grace, POT	12	Gus Schlosser, LYN	165.1
Ronny Rodriguez, CAR	19	Michael Almanzar, SAL	208	Xander Bogaerts, SAL	.378	Robbie Ray, POT	12	Jason Adam, WIL	158.0
3 Other Players With	17	Ronny Rodriguez, CAR	205	Carlos Sanchez, W-S	.374	Aaron Northcraft, LYN	11	Aaron Northcraft, LYN	151.2
Runs Batted In		Doubles		Slugging Percentage		Saves		Mike Rayl, CAR	149.1
Trayce Thompson, W-S	90	Nick Ahmed, LYN	36	Travis Shaw, SAL	.545	Ben Rowen, MB	19	Keith Couch, SAL	145.2
Dan Black, W-S	88	Michael Almanzar, SAL	36	Xander Bogaerts, SAL	.505	Juan Jaime, LYN	18	Shutouts	
Kevin Keyes, POT	78	Brett Nicholas, MB	33	Trayce Thompson, W-S	.486	Michael Olmstead, SAL	17	9 Players With	1
Travis Shaw, SAL	73	Michael Taylor, POT	33	Dan Black, W-S	.483	Jose Flores, CAR	15	Bases on Balls	
Michael Earley, W-S	73	3 Other Players With	31	Marcus Semien, W-S	.471	Rob Wort, POT	13	Michael Goodnight, CAR	76
Runs Scored		Triples		Earned Run Avg. (min. 0.8 IP/G)		Strikeouts		Francisco Jimenez, CAR	57
Nick Ahmed, LYN	84	Tony Wolters, CAR	8	Kyle Hendricks, MB	2.82	Aaron Northcraft, LYN	160	Mike Rayl, CAR	57
Dan Black, W-S	82	Michael Earley, WS	7	Stephen McCray, W-S	3.30	Gus Schlosser, LYN	139	Chris Bassitt, W-S	54
Marcus Semien, W-S	80	Tyler Holt, CAR	7	Gus Schlosser, LYN	3.38	Jason Adam, WIL	123	2 Players With	53
Trayce Thompson, W-S	77	3 Other Players With	6	Brandon Workman, SAL	3.40	Cody Martin, LYN	118	Home Runs Allowed	
Michael Earley, W-S	76	Stolen Bases		Keith Couch, SAL	3.46	Tyler Wilson, FRE	114	Jason Adam, WIL	18
		Nick Ahmed, LYN	40	Games Finished				Miguel Celestine, SAL	18
		Delvi Cid, CAR	32	Juan Jaime, LYN	37	Ben Rowen, MB	31	Trent Howard, FRE	15
		Daniel Wagner, W-S	30	David Walters, FRE	31	David Walters, FRE	31	Adam Olbryhowski, POT	15
		Shannon Wilkerson, SAL	29	Jose Flores, CAR	30	Jose Flores, CAR	30	Manuel Rivera, SAL	15
		2 Other Players With	27	Michael Olmstead, SAL	28				

2013 CAROLINA LEAGUE OPPONENT CAPSULES

Frederick Keys (Baltimore Orioles)

Like the Blue Rocks the Keys stumbled out of the starting blocks, before rebounding in the second-half. No team in the Carolina League posted fewer wins in the first-half than Frederick. The Keys went 27-43 over their first 70 games, and needed a telescope to see first-place Lynchburg (Frederick finished 12 games out of first). Luckily for the team, new blood was on the way in the second-half. Thanks to several additions to the pitching staff, the Keys ended the second stanza 1.5 out of first-place (35-34).

At the plate, Frederick received outstanding production from first baseman Aaron Baker. The bulky Texan ended the year tied for the CL home run lead with 22. Ty Kelly also made his presence felt, batting .346 over 76 games, before a mid-July promotion to Double-A Bowie. On the hill, the Keys got a big boost from Orioles pitching phenom Dylan Bundy. Ranked by Baseball America as Minor League Baseball's #1 prospect in the publication's Midseason Top 50 list, Bundy went 6-3 with a 2.84 ERA for the Keys, before eventual promotions to Double-A and later, the Major Leagues.

After three seasons with the Low-A Delmarva Shorebirds, Ryan Minor will begin his first season as Frederick's manager. Minor spent parts of four season in the Major Leagues, and will be entering his sixth season as a coach in the Orioles farm system. Joining Minor is pitching coach Kennie Steenstra and hitting coach Torre Tyson. Steenstra joins the Keys from Double-A Bowie, while Tyson moves to the Orioles organization following time as a manager and defensive coordinator in the Yankees minor league ranks.

Winston-Salem Dash (Chicago White Sox)

2012 was a banner season for the Dash. Not only did Winston-Salem finish with the best overall mark in the Carolina League, but the best record in full-season Minor League Baseball at 87-51. Strong in both halves of the season, the Dash clinched a playoff berth on June 16 with a 9-5 win over the Blue Rocks at Frawley Stadium. After claiming the second-half South Division title for good measure, the Dash bested the Myrtle Beach Pelicans in the South Division Championship Series. On to the Carolina League Championship Series, Winston-Salem came up short in its quest for the Mills Cup, falling to Lynchburg in the best-of-five series 3-1. As a team, Winston-Salem led the Carolina League in a myriad of offensive categories, including batting average (.278), home runs (135), RBI (743), slugging percentage (.444), and on base percentage (.350).

Individually, Winston-Salem was led by Dan Black the Carolina League's Most Valuable Player. Black became the 10th player in franchise history to garner the honor. Over 129 games, the ex-Purdue Boilermaker led the league in hits (189), total bases (241), and finished tied for the batting average (.315). Winston-Salem also got plenty of power from Trayce Thompson. A Carolina League Postseason All-Star, Thompson tied for the CL lead in longballs with 22.

Winston-Salem will open the 2013 campaign with a new manager. Named as the club's 43rd skipper in December, Ryan Newman managed Chicago's rookie-league affiliate Great Falls to a postseason berth in 2012. The son of former American League All-Star Jeff Newman, the first year manager replaces Tommy Thompson, the Carolina League Manager of the Year a season ago. Newman is assisted by pitching coach JR Perdew who returns to the Triad for a second straight season. The staff is rounded out by hitting coach Rob Sasser. A 13-year minor leaguer, this will be his fifth overall season in Winston-Salem.

Myrtle Beach Pelicans (Texas Rangers)

The first-half of 2012 was very competitive in the Carolina League South Division. Myrtle Beach was right in the mix, thanks in large part to pitching. Posting an overall staff ERA of 3.28, the Pelicans finished two games over .500 in the initial stanza. However the team never kept pace offensively. Hitting a paltry .247 for the year, Myrtle ended the first-half two games above .500, but ultimately came up short of a division crown. The second-half song remained the same, but a strong showing at home (23-10) helped the team clinch a playoff berth in late August. Taking on Winston-Salem in the first round of the SDCS, the Pelicans prevailed in the first game of the series before coming up short in the rubber game of the best-of-three affair.

Known for pitching depth, the Rangers organization showcased some of its top young arms in Myrtle Beach. Before being traded to the Cubs, Kyle Hendricks was the CL's ERA leader (2.82). Victimized by poor run support, Hendricks rarely hurt himself, allowing seven fewer hits than innings pitched, while allowing only 15 walks in 130.2 IP. Out of the bullpen, Ben Rowen's awkward delivery frustrated Carolina League hitters. In 38 games, opponents hit only .201 against him. At the plate, Odubel Herrera finished with the second-most hits in the CL (142), and was among three Pelicans in the top 10 in batting average.

The Myrtle Beach coaching staff will receive a makeover in 2013. Jason Wood remains the skipper, and will begin his third season as manager. In both of his years at the helm, Wood has guided his ballclub to the postseason. His staff however, will look very different. Steve Mintz replaces Brad Holman as pitching coach, and Josue Perez takes over for Kenny Holmberg as hitting coach. Mintz joins the Rangers organization after 11 years eleven years with the Minnesota Twins farm system. Perez receives a promotion from Low-A Hickory, and is in his seventh season with Texas.

Carolina Mudcats (Cleveland Indians)

2012 proved a challenging year for the Cleveland Indians Advanced-A affiliate. The Mudcats posted the second-worst composite record in the league, finishing 63-77. Only Frederick had fewer wins (62). The root cause of these problems was pitching. The Mudcats led the CL in walks, handing out 42 more free passes than any other team. Despite ending the season with the second-worst ERA in the circuit, the Mudcats offense tried to provide a counterbalance. Carolina finished behind only Winston-Salem and Salem in team batting average (.257), and placed in the top-third in home runs (105), RBIs (565), doubles (268) and triples (41).

As a team, Carolina relied on power to win ballgames. Ronny Rodriguez proved to be the biggest catalyst, finishing fourth in the league in home runs (19) and fifth in total bases (205). The bane of any Carolina League pitcher in the month of June, Rodriguez hit .340 over 27 games, to go along with five homers and 17 RBI. However the most consistent presence in the lineup was outfielder Cid Delvi. In 95 games, the Puerto Rico native hit .281 and swiped 32 bases, good for second-best in the CL.

The field staff leading the Mudcats will be entirely different in 2013. The new manager will be David Wallace, who joins Carolina from Low-A Lake County. In 2012, Wallace led the Captains to a second-half division title. Prior to his stop in the Midwest League, Wallace skippered the Indians short-season club in Mahoning Valley. The club's first year manager is joined by hitting coach Rouglas Odor and pitching coach Jeff Harris. Odor spent the 2012 season as the hitting coach of the Eastern League Champion Akron Aeros, while Harris was on Wallace's staff in Lake County.

Salem Red Sox (Boston Red Sox)

2012 was a tale of two halves for the Red Sox. In the heart of the North Division race the first-half of the season, the loss of several key players saw Salem plummet in the second stanza. Led by Jackie Bradley Jr, Xander Bogaerts and Travis Shaw, the Red Sox first-half was one to remember. Finishing 41-28, Salem posted the second-best record of any CL club. Unfortunately, the top mark of 44-25 belonged to division rival Winston-Salem. Following the All-Star Break, Bradley received a well-deserved promotion to Double-A, while Bogaerts and Shaw got their callups later in the second-half. Their absence spoke volumes about the team's second-half finish, a CL-worst 27-41.

There was very little Jackie Bradley Jr. didn't do during his first-half in Salem. Named the Topps Carolina League Player of the Month for May, Bradley led all of minor league baseball in on-base percentage (.480) at the time of his promotion. He also paced the Carolina League in batting average (.350), doubles (26), walks (52), and runs scored (53). As for Shaw and Bogaerts, each ended their time in the CL with batting averages over .300. On the mound, starter Matt Barnes was stellar during the first-half, posting the lowest ERA in all of Minor League Baseball at one point. However wear and tear took its toll down the stretch. Winless in his final 12 starts, Barnes saw his ERA skyrocket to 5.74 in the second-half.

The Red Sox welcome back manager Billy McMillon and pitching coach Kevin Walker for their second and third seasons respectively. A member of the Clemson University Hall of Fame, McMillon led Low-A Greenville to the South Atlantic League Championship Series in his 2010 managerial debut. Originally a sixth round selection by the San Diego Padres, Walker begins his fifth season as a minor league pitching coach for the Boston organization. New to the coaching staff is Nelson Paulino, who will take over as hitting coach.



HISTORY AND RECORDS

BLUE ROCKS' ALL-TIME REGISTER

A

Abreu, Juan- RHP (2009)
Ackerman, Eric- LHP (2004)
Adam, Jason- RHP (2012)
Adams, Lane- OF (2012)
Affeldt, Jeremy- LHP (2000)
Alfaro, J.D. - INF (2010)
Alleva, J.D.- C (2003, 04)
Amado, Jose- 3B (1998)
Ammons, Cary- LHP (2000, 01)
Anderson, Eric- RHP (1995, 96, 97)
Arias, Claudio- OF (2005, 06)
Arce, Valentino- INF (2007)
Arguelles, Noel- LHP (2011)
Armitage, Barry- RHP (2003, 04)
Arnerich, Tony- C (2002, 03)
Atkinson, Neil- LHP (1995)
Austin, Jeff- RHP (1999)
Aviles, Mike- INF (2004)

B

Baerlocher, Ryan- RHP (2000)
Baez, Francisco- LHP (1993)
Baez, Manauris- RHP (2010, 11)
Baird, Brandon- LHP (1998)
Balduf, Todd- C (2007, 08)
Barnes, John- RHP (2006)
Barnes, Justin- RHP (2007)
Barrera, Henry- RHP (2008, 10*, 11*)
Bass, Brian- RHP (2003)
Basurto, Eric- RHP (2009, 10)
Batista, Deivy- INF (2011)
Baumann, Buddy- LHP (2010)
Bayliss, Jonah- RHP (2004)
Beam, Randy- LHP (2005)
Bell, Bubba- OF (2006)
Beltran, Carlos- OF (1997, 98, 00*)
Beltre, Geulin- OF (2012)
Berger, Brandon- OF (1998, 99, 00)
Bernal, Manuel- RHP (1997)
Berroa, Angel- SS (2001)
Bevil, Brian- RHP (1993)
Bianchi, Jeff- INF (2008, 09)
Bigler, Brett- OF (2007, 08)
Billo, Greg- RHP (2012)
Blackley, Adam- LHP (2006)
Bladergroen, Ian- 1B (2005, 06)
Bladow, David- RHP (1993)
Blanco, Andres- SS (2002, 03)
Bluma, Jamie- RHP (1994)
Bonilla, Jose- C (2011, 12)
Bono, Kyle- RHP (2005)
Boran, Pat- OF (2005)
Borowiak, Zach- 2B (2005)
Boruff, Chase- RHP (2012)
Boruff, Gabe- C (2003)
Bovee, Michael- RHP (1994)
Bowden, Barry- RHP (2009, 10)
Bowden, Michael- RHP (2006)
Bradley, Tony- LHP (2008)
Braun, Ryan- RHP (2004)
Bray, Steve- RHP (2004)
Brewer, Nevin- RHP (1995)
Brewer, Ryan- RHP (1997, 98)
Brito, Juan- C (1999, 00)
Brixey, Dustin- RHP (1996, 97)
Bronson, Ben- OF (1997)

Brooks, Frank- LHP (2006)
Brooks, Remy- C (1995, 96)
Brown, Dermal- OF (1998, 99)
Brown, Dusty- C (2005)
Buchholz, Clay- RHP (2006)
Bukvich, Ryan- RHP (2000, 01)
Bunch, Melvin- RHP (1993, 94)
Burch, Matt- RHP (2000, 01, 03)
Burton, Darren- OF (1993)
Byington, Jimmie- INF/OF (1995, 96, 98)
Byrdak, Tim- LHP (1995, 97)

C

Caldera, Alex- RHP (2009, 10)
Calderon, Henry- 3B (2000)
Caldwell, Allen- LHP (2011)
Calero, Enrique- RHP (1998)
Calixte, Orlando- SS (2012)
Campbell, Matt- LHP (2007)
Campbell, Wylie- INF (1999)
Caraballo, Edgardo- 3B (1993)
Carr, Jeremy- 2B (1995)
Carr, Tim- RHP (2000)
Carter, Lance- RHP (1996, 98)
Caruso, Joe- 2B/INF (1999)
Caseres, Steven- INF (2011)
Cedeno, Eduardo- INF (1996)
Cedeno, Juan- LHP (2005)
Cegarra, Ed- RHP (2008)
Cepeda, Jose- INF (1997, 98, 99)
Chamberlain, Steve- RHP (2004)
Chambliss, Tyler- RHP (2007, 08)
Chapman, Jake- LHP (1997, 98)
Chapman, Kevin- LHP (2010, 11)
Chapman, Travis- DH (2004)
Chauncey, Clint- C (2005)
Chavez, Chris- RHP (2008, 09)
Chavez, Dirimo- 2B (2005)
Chrisman, James- RHP (1993, 94)
Clark, Cody- C (2007)
Clark, Daryl- 1B (2004)
Cleveland, Jeremy- OF (2007)
Coffee, Gary- 1B (1997, 98)
Cogan, Tony- LHP (2000)
Coleman, Louis- RHP (2009)
Colon, Christian- INF (2010)
Conner, Decomba (DC)- OF (1999)
Connolly, Chris- LHP (1994, 95)
Correll, Brad- INF (2008)
Corsaletti, Jeff- OF (2006)
Cortes, Dan- RHP (2007)
Costa, Shane- OF (2003, 04, 10)
Cotto, Luis- INF (2002, 03)
Cowan, Justin- C (2001, 02, 03)
Cox, Bryce- RHP (2006)
Cox, Tim- LHP (2006)
Cronkrite, Ian- OF (2005)
Crow, Aaron- RHP (2010)
Crist, Kyle- RHP (2007)
Cruz, Antonio- LHP (2012)
Cuevas, Gary- RHP (2011)
Cuevas, Jairo- RHP (2010)
Cunningham, Marco- OF (2001, 02)
Curry, Mike- OF (1999)
Cuthbert, Cheslor- 3B (2012)

D

D'Amico, Yovany- RHP (2007)
Damon, Johnny- OF (1994)
Dando, Patrick- 1B (1993)
David, Kevin- C (2012)
DeHart, Rick- LHP (2001)
DeJesus, David- OF (2002)
Delaney, Donovan- OF/P (1995-97, 99)
Delaney, Sean- C (1995)
De La Rosa, Starling- LHP (2010)
De La Vara, Gilbert- LHP (2007, 08)
Delgado, Joseph- RHP (1999)
Del Rosario, Luis- OF (2009)
Dempsey, John- C (1993, 94)
Dennick, Ryan- LHP (2010, 11, 12)
DePaula, Freddy- LHP (2002)
de Vries, Jon- C (2005, 06)
Diaz, Lino- 3B (1995)
Dickens, John- LHP (1994, 95)
Dickerson, Joe- OF (2008)
Dillon, Joe- 3B (1999)
DiPace, Danny- OF (1998)
Dobies, Andrew- LHP (2005, 06)
Dodson, Jeremy- OF (2001)
Dorsey, Ryan- INF (2003)
Douglass, Ryan- RHP (2001, 02, 03)
Downs, John- RHP (1994, 95)
Draper, John- OF (2003, 04)
Duarte, Jose- OF (2007)
Duckworth, Brandon- RHP (2007*)
Duffy, Danny- LHP (2009, 10)
Dunlap, Travis- RHP (1994)
Dunn, Casey- C (2000)
Durbine, Chad- RHP (1998)
Dwyer, Chris- LHP (2010)
Dyer, Jared- C (2011)
Dyson, Jarrod- OF (2008, 10)
Dyson, Trey- OF (2003)

E

Eddy, Christopher- LHP (1993)
Edwin, Carl- RHP (2012)
Eibner, Brett- CF (2012)
Eigsti, Ryan- C (2009, 2011)
Elder, Chris- OF (2012)
Ellis, Mark- SS (2000)
Ellsbury, Jacoby- OF (2006)
Endicott, Drew- RHP (2002, 04)
Eppeneder, Jamie- LHP (2002)
Escamilla, Roman- C (1997)
Escandon, Emiliano- INF (1997, 98)
Espino, Damaso- INF (2004)
Evans, Bart- RHP (1994, 95, 97)
Evans, Michael- UTL (1995, 96, 97)

F

Fallon, Chris- 1B (2003, 04)
Farkes, Zak- C/OF (2006)
Fasano, Sal- C (1994, 95)
Febles, Carlos- 2B (1997)
Felix, Hersy- C (1998, 01)
Fields, Matt- 1B (2012)
Fenster, Darren- INF (2002, 03, 04)
Ferguson, Andy- RHP (2012)
Ferguson, Ian- RHP (2001, 02)
Ferguson, Tim- OF (2011)

Fisher, Pete- RHP (2005)
Fletcher, Brian- OF (2012)
Flores, Gene- RHP (2005)
Flury, Pat- RHP (1995, 96)
Fontaine, Chase (2009)
Francis, Nick- OF (2010, 2011)
Franco, Angel- 3B (2012)
Frend, Tim- OF (2002, 04)
Frost, Adam- IF/OF (2010, 2011)
Fuller, Jody- RHP (2001)
Fyhrie, Michael- RHP (1993)

G

Galvez, Gary- RHP (2006)
Gamboa, Javier- RHP (1995, 96)
Garcia, Edgar- RHP (2011)
Garcia, Fernando- INF (2010)
Gardner, Jarrett- RHP (2005)
Garrido, Santiago- RHP (2012)
Gehrke, Jay- RHP (2001, 02)
Gemoll, Justin- INF (2002)
George, Chris- LHP (1999)
Gettis, Byron- OF (2000, 01, 02)
Giavotella, Johnny- INF (2009)
Gibson, Glenn- LHP (2011)
Gilfillan, Jason- RHP (2000, 01)
Gobble, Jimmy- LHP (2001)
Godin, Jason- RHP (2007, 08, 09)
Goetz, Bryan- OF (2005)
Gomez, Alexis- OF (2000, 01)
Gonzalez, Edwin- RHP (1998, 99)
Gonzalez, Raul- OF (1993, 94, 95)
Gooding, Jason- LHP (2002)
Goodson, Matt- RHP (2005, 06)
Goodwin, David- 1B (2000)
Gordon, Alex- INF (2010)
Gotay, Ruben- 2B (2003)
Gragg, John- LHP (2004)
Graffeo, Nick- RHP (2012)
Graterol, Juan- C (2010, 2011, 12)
Greinke, Zack- RHP (2002, 03)
Green, Patrick- RHP (2007)
Grieve, Tim- RHP (1996, 97)
Griffin, Jonathan "Colt"- RHP (2002, 03, 04)
Gross, John- RHP (1993)
Groves, Brett- INF (2003, 04)
Grundy, Phil- RHP (1995, 96)
Guerrero, Junior- RHP (1999, 01, 02)
Guerrero, Mike- INF (1993)
Gutierrez, Danny- RHP (2009)
Guyette, Kevin- RHP (2006)

H

Hall, Gerard- INF (2011)
Hall, Mickey- OF (2005, 06)
Hallmark, Patrick- UTL (1997, 98)
Halter, Shane- SS (1993)
Haltiwanger, Russ- RHP (2007, 08)
Hansen, Jed- 3B (2001)
Hardy, Rowdy- LHP (2007, 09)
Harrison, Brian- RHP (1993)
Hart, Corey- INF/RHP (2000, 01)
Hartsock, Aaron- RHP (2008, 09)
Harvey, Ken- 1B (2000, 01)
Hattenburg, Ray- INF (2001)
Hernandez, Roman- OF (2012)
Hernandez, Runelvys- RHP (2002)



BLUE ROCKS' ALL-TIME REGISTER

Herrera, Kelvin- RHP (2011)
Hertzler, Barry- RHP (2005)
Hill, Jeremy- C/RHP (1999, 01, 02)
Hinton, Steven- OF (1993)
Hodges, Kevin- RHP (1993, 95, 96, 97)
Hodgson, Ivor- LHP (2010)
Hoelscher, Nate- LHP (2003, 04)
Holland, Greg- RHP (2008)
Hopper, Norris- OF (2001, 02)
Hosmer, Eric- INF (2009, 10)
Hottovy, Tommy- LHP (2005, 06)
Howell, Jeff- C (2008)
Huffman, Jason- RHP (1993)
Hughes, Dusty- LHP (2004)
Humen, David- RHP (2007)

J

Jackson, Kyle- RHP (2006)
James, Michael- RHP (2005, 06)
Jennings, Lance- C (1994)
Jensen, David- 1B (2004)
Jeroloman, Chuck- INF (2006)
Jimenez, Antonio- INF (2009)
Jimenez, Oscar- OF (1995)
Jirschele, Jeremy- UTL (2007)
Johnson, Blake- RHP (2007)
Johnson, Jason- RHP (2006*)
Johnson, Jay- OF (2006)
Johnson, Josh- INF (2007, 08, 09)
Jones, Travis- C (2010, 2011, 12)

K

Kaahue, Kila- 1B (2007)
Kaanoi, Jason- RHP (2004)
Keating, Patrick- RHP (2009, 10)
Keck, Jon- LHP (2011, 12)
Keim, Adam- 3B (2003, 04)
Kelly, Dustin- 2B (2005)
Kelly, Scott- RHP (2009)
Kent, Matt- C (2006)
Keppinger, Billy- OF/LHP (2002, 03)
King, Jay- LHP (2000, 01)
Kniginzky, Matt- RHP (2008)
Knowles, Brian- OF (1995)
Kuebler, Jake- 1B (2012)
Kurtz-Nichol, Jesse- LHP (2000)

L

Lafferty, Brendan- LHP (2010, 11)
Lamb, John- LHP (2010)
Lamber, Justin- LHP (1998, 99, 01)
Landress, Roger- RHP (1993)
Langone, Steve- RHP (2005)
Larsen, Andrew- OF (2007)
Layne, Jason- 1B (1998)
Leclair, Aric- LHP (2003)
Lewis, Joey- INF (2010, 2011)
LeVier, Bret- 2B (2005)
Liberto, Michael- INF (2011, 12)
Lieber, Jonathan- RHP (1993)
Lineweaver, Aaron- RHP (1998, 99)
Liotta, Ray- LHP (2008, 09)
Lisson, Mario- INF (2007)
Long, Ryan- 3B (1994)
Longueira, Tony- UTL (1997, 98)
Lopez, Mendy- 3B (1995)

Lora, Thomas- INF (2002)
Lord, Justin- RHP (2003)
Lough, David- OF (2009)
Lowery, Devon- RHP (2004, 10*)
Lowrie, Jed- SS (2006)
Lytle, Derrik- OF (2003)

M

MacDougal, Mike- RHP (2000, 02)
Machado, Alejandro- INF (2002)
Maddox, Marc- INF (2007)
Maier, Mitch- 3B/OF (2004)
Mangrum, Micah- RHP (2001, 02)
Mann, Will- RHP (2006)
Marimon, Sugar Ray- RHP (2012)
Mariot, Michael- RHP (2011)
Marks, Justin- LHP (2011)
Marshall, Jason- SS (1993, 94)
Martin, Jeffrey- RHP (1996)
Martinez, Edgar- RHP (2005)
Martinez, Felix- SS (1994)
Martinez, Ramon- 2B (1993, 94)
Masterson, Justin- RHP (2006)
Mattison, Kieran- RHP (2003)
McAuley, James- C (2001)
McCann, Brad- 1B (2007)
McClellan, Robbie- RHP (2003)
McClellan, Zach- RHP (2002, 03)
McClure, Alex- SS (2011, 12)
McConnell, Chris- INF (2007, 08)
McFall, Brian- OF (2007)
McGill, Trae- RHP (2003, 04)
McNally, Sean- 3B (1996, 97)
Meadows, Tydus, OF (2002)
Medrano, Anthony- SS (1995)
Medrano, Steve- SS (1999, 00, 01)
Mejia, Ernesto- INF (2010)
Melgrarejo, Thomas- LHP (2012)
Melville, Tim- RHP (2010, 11)
Mendez, Carlos- UTL (1995, 96)
Mendoza, Francisco- 3B (1993)
Mendoza, Luis- RHP (2005, 06)
Mercado, Wilkins- 3B (2001)
Meredith, Cla- RHP (2005)
Merrifield, Whit- 2B/OF (2011, 12)
Mertins, Kurt- INF (2008, 2011)
Middleton, Kyle- RHP (2003)
Mildren, Paul- LHP (2008)
Miller, Wade- RHP (2005*)
Miranda, Tony- OF (1998)
Montas, Ricardo- INF/P (1999, 00)
Montgomery, Michael- LHP (2009, 10)
Montillo, Julio- 2B (1995, 96)
Moore, Griffin- 2B (1999)
Moore, Kenderick- 2B (1998)
Morales, Adrian- INF (2011, 12)
Moreno, Orber- RHP (1998, 01)
Morillo, Cesar- SS (1994)
Morizio, Matt- C (2008, 09)
Morones, Geno- RHP (1996)
Morrison, Robbie- RHP (1999, 02, 03)
Mota, Domingo- 2B (1993)
Mota, Willy- OF (2005)
Moustakas, Mike- INF (2009)
Mozingo, Harold- RHP (2010)
Mull, Blaine- RHP (1997)
Mullen, Scott- LHP (1997, 98)

Murphy, Donald- 2B (2003, 04)
Murphy, Stephen- OF (1994)
Myers, Roderick- OF (1994)
Myers, Rodney- RHP (1994)
Myers, Wil- C (2010)

N

Natale, Jeff- 2B (2006)
Natale, Mike- RHP (2001, 02, 03)
Navarro, Rey- INF (2010, 2011)
Nelson, Eric- 2B (2000, 01, 02)
Neubart, Adam- OF (2001)
Newell, Brett- RHP (1998)
Newell, Mark- RHP (2001)
Newsom, Randy- RHP (2005, 06)
Nicol, Chris- RHP (2007, 08)
Norris, Patrick- OF (2010)
Nunez, Sergio- 2B (1995, 96)

O

Obermuller, Wes- RHP (2001, 02)
Odenbach, Dusty- RHP (2011)
Odorizzi, Jake- RHP (2011)
Oglesby, Luke- OF (1995)
Oliveros, Rayner- RHP (2007)
Ontiveros, Jeff- C (2005)
Oriental Rene- OF (2010)
Orlando, Paulo- OF (2008, 09)
Ortiz, Adrian- OF (2008, 09, 10, 11)
Otness, John- C (2006)

P

Pagan, Carlos- C (1998, 99, 00)
Pahucki, David- RHP (2005)
Pamus, Javier- RHP (2000)
Paredes, Carlos- RHP (1997, 98, 99)
Parrett, Jeff- RHP (1994*)
Paukovits, Bryan- RHP (2010, 11)
Paul, Kortney- C (1995)
Paulino, Eduardo- RHP (2009)
Pederson, Justin- RHP (1999, 00)
Pena, Mario- LHP (2006)
Pena, Riquy- RHP (2010)
Penn, Michael- RHP (2007)
Peralta, Felix- OF (2007)
Perez, Dario- RHP (1993, 94)
Perez, Salvador- C (2010)
Perez, Leondy- RHP (2012)
Perez, Wilver- INF (2007, 08)
Peterson, Zach- RHP (2009)
Phillips, Marc- LHP (1996, 97)
Phillips, Paul- C (1998, 03)
Pichardo, Carlos- RHP (2001)
Pimentel, Elisaul- RHP (2011, 12)
Pimentel, Julio- RHP (2007)
Pinckney, Andrew- 3B (2006)
Piterson, Luis- 2B (2012)
Pitts, Rick- OF (1997)
Pittsley, Jim- RHP (1994, 96)
Pounders, Brooks- RHP (2012)
Prades, Yem- OF (2011)
Prasch, Eddie- INF (2010)
Prieto, Alejandro- SS (1996, 97)
Prihoda, Steve- RHP (1996)
Pritz, Bryan- OF (2005, 06)

Q

Quinn, Mark- OF (1997)

R

Rackley, Keifer- OF (1996)
Radcliff, Victor- OF (1998, 99)
Ralston, Kris- RHP (1994)
Ramons, Dominic- INF (2006)
Rawitzer, Kevin- LHP (1994, 95)
Ray, Ken- RHP (1995)
Rea, Shayne- RHP (1993)
Reichert, Dan- RHP (1998)
Richardson, Jason- RHP (2006)
Ridings, Matt- RHP (2012)
Rios, TJ- RHP (2005)
Rivas, Carlos- LHP (2009)
Rivera, Juan- INF (2010)
Rivers, Alex- RHP (2011)
Robbins, Michael- LHP (1997)
Roberts, Mike- RHP (1999, 00)
Roberts, Ray- LHP (1995)
Robinson, Clint- INF (2009)
Robinson, Derrick- OF (2007, 08, 09)
Robles, Juan- C (1994)
Rocha, Juan- OF (1997, 98)
Rodriguez, Craig- LHP (2009)
Rodriguez, Julio- C (2011)
Rogers, Joe- LHP (2005)
Rogers, Nick- RHP (2012)
Romak, Jamie- INF (2010)
Romero, Felix- RHP (2005)
Rosa, Carlos- RHP (2007)
Rosado, Jose- RHP (1995)
Ross, Donnie- 1B (2001, 02)
Rozer, Michael- LHP (2006)
Rudrude, Brett- RHP (2005)
Ruiz, Willy- INF (2000, 01, 02)
Runion, Sam- RHP (2012)
Rusch, Glendon- LHP (1995)

S

Saier, Matt- RHP (1996, 97)
Sample, Tyler- RHP (2011, 12)
Sanchez, Brian- RHP (2000)
Sanchez, Anibal- RHP (2005)
Santana, Ethien- OF (2007)
Santiago, Jose- RHP (1997)
Santiago, Mario- RHP (2008, 09)
Santos, Chad- 1B (2002)
Santos, Arthur- RHP (2007)
Schroyer, Ryan- RHP (2005)
Sedlacek, Shawn- RHP (1999)
Segovia, Luis- 2B (2005)
Seratelli, Anthony- INF/OF (2008, 09, 10)
Sevilla, Walter- 2B (2004)
Schroyer, Ryan- RHP (2006)
Shackelford, Brian- 1B/OF (2000)
Shanks, James- OF (2003)
Sheehan, Chris- RHP (1994, 95)
Shiery, Shaun- LHP (2004)
Shirley, Al- OF (1996)
Shoemaker, Scott- RHP (2005, 06)
Sinnes, David- RHP (1995)
Sisco, Steven- 2B (1994)
Sisk, Brandon- LHP (2009)
Smith, Jeff- RHP (1993, 94)

BLUE ROCKS' ALL-TIME REGISTER

Smith, Matt- 1B (1996)
 Smith, Thomas- OF (1993)
 Smith, Toby- RHP (1995)
 Smith, Will- LHP (2010)
 Snyder, Kyle- RHP (2000, 02)
 Solis, Eddie- INF (2004)
 Sonnier, Shawn- RHP (1999)
 Spann, Chad- 3B (2005)
 Stein, Blake- RHP (2000*)
 Stein, Ethan- RHP (1998, 2000)
 Stephens, Bernard- OF (2004)
 Stewart, Andrew- C (1993, 94)
 Stewart, Brady- SS (1993)
 Stiles, Brad- LHP (2001, 02, 03, 04)
 Stocker, Mel- OF (2003, 04)
 Stodolka, Mike- LHP (2003, 04)
 Strickland, Chad- C (1993, 96)
 Stone, Greg- OF (2005)
 Stovall, Ryan- OF (2010, 2011)
 Strait, Cody- OF (2008)
 Stueve, Andrew- RHP (2011, 12)
 Sturge, Justin- LHP (2005, 06)
 Suarez, Iggy- 2B/SS (2005, 06)
 Sutton, Larry- 1B (1994)
 Swab, Kenny- C (2012)
 Swaggerty, Ben- LHP (2008, 09)
 Sweeney, Mike- C (1995)

T

Tabek, Kyle- RHP (2005)
 Taft, Brett- 2B (1998)
 Tamayo, Danny- RHP (2002, 04)
 Taveras, Jose- OF (2000)
 Taylor, Jason- INF (2010)
 Teaford, Everett- LHP (2008, 09)
 Teeters, Brian- OF (1995, 96)
 Telgheder, Jim- RHP (1996)
 Testa, Carlo- OF (2011)
 Thibault, Kiel- C (2007)
 Theriot, Ben- C (2010)
 Thompson, James- RHP
 Thompson, John- RHP (1999)

Thorn, Todd- LHP (1997, 98, 99)
 Thurman, Corey- RHP (1999, 00)
 Tierney, Chris- LHP (2003)
 Tomlinson, Geoffrey- OF (1998)
 Tonis, Mike- C (2001)
 Torres, Dilson- RHP (1994)
 Torres, Rafael- OF (1999)
 Toth, Robert- RHP (1993, 94)
 Towns, Ryan- RHP (1995)
 Treanor, Matt- C (1997)
 Tucker, Michael- 2B (1993)
 Tupman, Matt- C (2004)

U

Ullery, Dave- C (1998, 99)
 Ust, Brant- RF (2005)

V

Van Der Bosch, Matt- OF (2005)
 Van Stratten, Nick- OF (2009, 11, 12)
 Vaquedano, Jose- RHP (2005, 06)
 Vasquez, Jorge- RHP (2002, 03)
 Vaughan, Beau- RHP (2006)
 Vega, Miguel- 1B (2007, 08)
 Ventura, Yordano- RHP (2012)
 Villa, Kelvin- LHP (2009)
 Villacis, Eduardo- RHP (2002, 03)
 Volz, Kendal- RHP (2011)

W

Wagner, Hector- RHP (1993)
 Wagner, Mark- C (2006)
 Walker, Hugh- OF (1993)
 Walter, Scott- C (2001, 02, 03)
 Walton, Jamar- OF (2009, 10)
 White, Cole- RHP (2011, 12)
 White, Scott- 1B/3B (2005, 06)
 Whittleman, John- OF (2011)
 Wilkerson, Wes- RHP (2002)
 Willis, Dave- 1B (1999)
 Wilson, Kris- RHP (1998, 99, 02*)

Winkle, Ken- RHP (1995)
 Wolff, Bryan- RHP (1996)
 Wood, Blake- RHP (2007, 08)
 Wood, David- INF (2008)
 Wood, Ryan- INF (2010)
 Worrell, Josh- RHP (2010)
 Wrightsman, Dusty- RHP (2002, 03)

Y

Yambati, Robinson- RHP (2012)
 Yen, Buddy- RHP (1999)
 Youngbauer, Scott- 2B (2005)

COACHES

Adams, Arthur "Ace"- (2005)
 Agosto, Juan- (1997)
 Balboni, Steve- (1999, 00)
 Bautista, Jose- (2003)
 Bradshaw, Terry- (2002, 03)
 Burgmeier, Tom- (1995, 96)
 Carter, Larry- (2000, 01)
 Cather, Mike- (2006)
 Clayton, Royal- (2004)
 Crabbe, Bruce- (2005)
 Crawford, Steve- (1998, 99)
 Day, Charles "Boots"- (2004)
 Gainey, Ty- (2001)
 Gemoll, Justin- (2009, 10, 11)
 Hollins, Damon- (2012)
 Hughes, Keith- (1996, 97)
 Jackson, Reggie- (2004)
 Joppie, Dave- (2006)
 Keeton, Rick- (1997)
 Lance, Gary- (1993, 94)
 Lezcano, Sixto- (1994, 95)
 Liriano, Nelson (2007, 08)
 Littell, Mark- (1999)
 Long, Kevin- (1997, 98)
 Luebber, Steve (2007, 08, 09, 10, 11, 12)
 Santana, Rafael- (1993)
 Slack, Bill- (2002, 03)
 Smith, Randy- (2003, 04)

MANAGERS

Bilardello, Dan- (2005)
 Epperson, Chad- (2006)
 Evans, Darrell- (1998)
 Garber, Jeff- (1999, 00, 01, 02)
 Gardner Jr., Billy- (2003, 04)
 Jirschele, Mike- (1994)
 Johnson, Ron- (1993)
 Kennedy, Darryl- (2008)
 Long, Kevin- (1998 interim)
 Mizerock, John- (1995, 96, 97, 2007)
 Poldberg, Brian- (1998)
 Rupp, Brian- (2009, 10, 11)
 Wilson, Vance- (2012)





SIGNIFICANT DATES IN MODERN BLUE ROCKS HISTORY

1993

April 8 -- The first game in modern Blue Rocks history is played at Winston-Salem's Ernie Shore Field. The Spirits defeat Wilmington, 6-3, in front of 5,731. Kevin Jarvis earns the win and John Gross suffers the loss.

April 10 -- The Blue Rocks post their first win in team history. Jon Lieber picks up the victory in a 9-2 win over Winston-Salem on Ernie Shore Field. Later that night, Darren Burton hits the first home run in team history in the second game of a doubleheader.

April 17 -- The Blue Rocks open Frawley Stadium (Legends Stadium at the time) with a dramatic 6-5 victory over Winston-Salem. Wilmington scores four times in the bottom of the ninth inning to win. The rally is capped with a two-run single by Raul Gonzalez.

June 12 -- The Blue Rocks clinch the first-half Northern Division title with a wild 12-7 win over Lynchburg.

September 6 -- The Blue Rocks complete a two-game sweep of the Frederick Keys to win the Northern Division Championship Series and advance to the Mills Cup Championship Series. Brian Harrison tosses the second of back-to-back shutouts to lead the Rocks to a 3-0 victory.

September 8 -- The Blue Rocks open the Carolina League Championship Series with a 6-5, 14-inning win over Winston-Salem. The Spirits then win three in a row to take the 1993 Carolina League title.

1994

June 11 -- Andy Stewart's two-out single drives home the winning run in the bottom of the ninth inning to give the Blue Rocks a 4-3 win, clinching the first-half Northern Division title.

July 20 -- Blue Rocks catcher Lance Jennings hits a two-out, solo home run in the bottom of the ninth inning to give the Northern Division a 2-1 win in the Carolina League All-Star Game. A crowd of 6,893 is on hand at Frawley Stadium.

September 2 -- In Frederick, the Blue Rocks defeat the Keys, 8-2, to clinch the second-half Northern Division title. Catcher Sal Fasano's first-inning grand slam gives the Blue Rocks an early lead that they would never relinquish.

September 10 -- At Frawley, Wilmington defeats Winston-Salem, 7-3, in Game Three to capture its first Carolina League championship. Lance Jennings hits two home runs and drives in four runs to capture MVP honors.

1995

April 15 -- At Frawley Stadium, Jose Rosado and Pat Flury combine to toss the first no-hitter in club history in a 3-0 win over Winston-Salem.

May 3 -- Anthony Medrano, Mendy Lopez, and Carlos Mendez turn the first triple play in franchise history versus Kinston.

August 22 -- Tim Byrdak and Eric Anderson team up to blank Salem and Mike Sweeney belts two home runs in a 5-0 victory that clinches the second-half Northern Division title.

September 4 -- The Blue Rocks win at Prince William, 9-5, to wrap up the Northern Division Championship Series and set up a Mills Cup Championship Series showdown with Kinston. However, the Rocks lose the series to Kinston in three.

1996

June 15 -- Utility man Jimmie Byington becomes the first player in Blue Rocks history to play every position on the field during a game.

July 24 -- Relief pitcher Steve Prihoda strikes out eight consecutive Lynchburg Hillcats hitters for a new club record.

August 15 -- Steve Prihoda establishes a Blue Rocks single-season record, earning his 25th save of the season in a 2-1 win over the Frederick Keys at Harry Grove Stadium.

September 10 -- Hurricane Fran forces Game Three of the Mills Cup Championship Series into Frawley Stadium. Kinston, surrendering its home games, wins on a David Miller home run in the bottom of the ninth. The following day, Wilmington wins the Mills Cup on Matt Smith's two-run homer in the top of the 11th inning.

1997

April 10 -- Salem pitchers Scott Randall and Lariel Gonzalez combine on a seven-inning no-hitter as the Avalanche defeat Wilmington, 1-0. It is the first time the Blue Rocks have been held hitless in a game.

April 17-20 -- Blue Rocks pitchers combine to set a new team record by throwing 33 consecutive innings without allowing a run.

July 29 -- Matt Treanor becomes the first Blue Rock to be traded during the season. The catcher is shipped to the Florida Marlins in exchange for pitcher Matt Whisenant.

August 2 -- Mike Evans smacks his 32nd home run as a Blue Rock to become the all-time home run leader in team history, surpassing Raul Gonzalez.

August 9 -- Carlos Febles swipes his 45th stolen base to set a new Blue Rocks single-season record.

August 15 -- A 4-3 loss to Winston-Salem in 11 innings eliminates Wilmington from postseason contention. It marks the first time the Blue Rocks missed the playoffs in their first five seasons.

1998

June 19 -- The Blue Rocks pound Frederick, 12-1, and clinch the first-half Northern Division title.

June 23 -- Frawley Stadium hosts the 1998 Carolina League All-Star Game. The Northern Division defeats the Southern Division, 5-2. Blue Rocks second baseman Emiliano Escandon is named the game's MVP after his eighth-inning, bases-loaded double drives in three runs to break a 2-2 tie. Before the game, Robin Roberts (an original Blue Rock in 1948) becomes the first inductee into the Blue Rocks Hall of Fame, and his No. 36 is retired.

July 5 -- It takes a Carolina League record 21 innings over six hours and 23 minutes, but the Blue Rocks defeat the Danville 97s, 3-2, at Frawley Stadium. The game is marked by five ejections, including Blue Rocks manager Darrell Evans and pitching coach Steve Crawford.

July 17 -- Manager Darrell Evans is fired by the Kansas City Royals. Hitting coach Kevin Long fills in on an interim basis. Brian Poldberg replaces Kevin Long six days later.

September 4 -- The Blue Rocks clinch the second-half Northern Division title with a 4-3 victory over Prince William.

September 10 -- The Blue Rocks capture their third Carolina League Championship Series crown with a 3-2 victory over the Winston-Salem Warthogs in Game Four. Paul Phillips, who was called up from Short-Season Spokane during the final week of the regular season, is named series MVP.

1999

April 18 -- Wilmington sets new team records for runs and hits with a 20-3 blowout in Myrtle Beach. Dee Brown leads the 23-hit assault by becoming the first Blue Rock to hit for the cycle.

June 11 -- The Blue Rocks lose at home to Myrtle Beach, but clinch the first-half Northern Division title. The loss is the beginning of a record eight-game home losing streak.

June 23 -- Vic Radcliff breaks a 6-6 tie in the 10th inning with an RBI double to lead the Carolina League All-Stars over the California League All-Stars, 7-6. Radcliff goes 2-for-2 and is named the game's MVP. Steve Medrano adds a three-run homer, also in the 10th.

August 31 -- Wilmington clinches the second-half Northern Division title with a 4-1 win over Salem.

September 13 -- Joe Caruso's dramatic three-run homer in the seventh inning helps lead Wilmington to a 7-3 victory over Myrtle Beach in Game Four of the Carolina League Championship Series. Game Five is canceled because of Hurricane Floyd and the two teams are named co-champions.

2000

May 2 -- At Frawley Stadium, Brian Sanches tosses the Blue Rocks first nine-inning, no-hitter in team history, blanking the Lynchburg Hillcats, 5-0. Sanches walks two and records 11 strikeouts in the contest.

June 4 -- In Salem, the Blue Rocks tie a franchise record by losing their 10th straight game in dropping a 9-6 decision to the Avalanche. The Rocks defeat the Lynchburg Hillcats the next day to end the losing streak at 10 games.

June 18 -- In Potomac, the Blue Rocks end the first half of the season with the worst first-half record (29-41) in team history. The Rocks lose both ends of a twinbill to the Cannons, 4-3 in the first game and 4-1 in the nightcap.

August 5 -- Jeremy Affeldt suffers his franchise record 12th loss of the season as the Blue Rocks drop game one of a doubleheader in Myrtle Beach. Affeldt ends the season with a 5-15 record for Wilmington.

August 10 -- In Kinston, Brandon Berger smacks his 12th home run of the season and his 36th in a Blue Rocks uniform, breaking Michael Evans' all-time home run record. Berger finishes the season with 15 home runs and 39 round-trippers in his three seasons with Wilmington.

2001

April 1 -- The Blue Rocks welcome the parent Kansas City Royals to the newly expanded Frawley Stadium for an exhibition game. The game ends in a 3-3 tie. The sellout crowd of 7,269 sees former Blue Rocks Mike Sweeney, Dee Brown, Carlos Beltran, Carlos Febles, Joe Caruso and Dave Ullery play for the Royals.

June 17 -- The Blue Rocks defeat the Salem Avalanche, 2-1, in game one of a doubleheader and capture the first-half Northern Division title. This secures the club's seventh postseason bid in nine seasons in the Carolina League.

June 20 -- Blue Rocks hurler Cary Ammons is traded by the Kansas City Royals to the Cincinnati Reds in exchange for infielder Donnie Sadler. Ammons went 2-6 with a 3.88 ERA in 12 starts for Wilmington before the trade.

August 6 -- Jeff Garber wins his 200th game as the manager of the Blue Rocks with Wilmington's 9-3 victory over the Salem Avalanche at Frawley Stadium.

September 1 -- Corey Hart goes 1-for-5 in the Blue Rocks win over Potomac and establishes a new club record with a 19-game hitting streak. Alexis Gomez hit safely in 18 straight games from April 19-May 19 to break the old mark of 17 straight games with a hit by Andy Stewart (1994) and Mark Quinn (1997).

September 5 -- Jimmy Gobble fans a career-high 15 batters and the Blue Rocks defeat Frederick, 13-0, at Frawley. The Rocks sweep the Division Series, 2-0, to advance to the Mills Cup Championship Series for the seventh time in nine years.

September 10 -- The Blue Rocks fall to Salem, 6-4, in Game Five of the Championship Series. Jimmy Gobble suffers the loss for Wilmington. John Lindsey hits two home runs and is named MVP of the Championship Series.

SIGNIFICANT DATES IN MODERN BLUE ROCKS HISTORY

2002

April 16 -- Manager Jeff Garber earns his 226th win as Blue Rocks skipper and surpasses John Mizerock's 225 wins over a three-year period to take over first place in the Blue Rocks all-time wins column. Wilmington defeats Kinston, 5-2, with Wes Obermueller earning the victory out of the bullpen.

June 16 -- On the final day of the first half, Ian Ferguson picks up his 11th win of the season and 21st career win with Wilmington as the Blue Rocks clinch the first-half Northern Division title with a 9-1 win over Winston-Salem. The Rocks and Lynchburg finish the first half with identical records at 47-23 and Wilmington wins the head-to-head tiebreaker, 7-2. The first-half title is the seventh for Wilmington over 10 years.

June 18 -- The Blue Rocks and Fawley Stadium host the 2002 Carolina-California League All-Star Game. Jeff Garber manages the Carolina League All-Stars. David DeJesus, Ian Ferguson, Byron Gettis and Thomas Lora represent Wilmington in the game that ends in a 3-3 tie after 10 innings. Ferguson starts the game and goes one inning for the Carolina League.

August 31 -- Danny Tamayo becomes Wilmington's second 14-game winner all-time, allowing one unearned run on four hits over five innings in a 6-1 win over the Potomac Cannons.

September 6 -- The Lynchburg Hillcats capture the 2002 Northern Division championship with a 4-3 win over the Blue Rocks. Marco Cunningham and Byron Gettis hit back-to-back homers in the first inning against Lynchburg starter, Mike Connolly, to take a 3-1 lead. The Hillcats went ahead for good in the fourth inning on a three-run home run by Randy Meadows against losing pitcher Dusty Wrightman. It marks the first time in club history Wilmington failed to reach the Championship Series after qualifying for the postseason.

2003

July 4 -- Zack Greinke and two relievers combine on a three-hit shutout win as the Blue Rocks defeat Kinston, 2-0. In his final start with Wilmington, Greinke tosses seven innings of one-hit shutout baseball. The 19-year-old retires 14 in a row before allowing a two-out single to Miguel Quintana in the fifth. He finishes up by retiring seven in a row and 21 of the 22 batters he faces over seven innings. Robbie Morrison allows a lead-off double in the ninth inning, but retires the next three hitters to preserve the shutout and register his third save.

August 6 -- Brian Bass comes within one out of a no-hitter, but it is spoiled by a Brian Becker two-out solo homer in the ninth as Wilmington defeats Winston-Salem, 6-1. Bass exits after the homer and notches his ninth win of the year. The 21-year-old goes 8.2 innings, allowing one run on one hit. He walks two, hits a batter, and fans eight. Trey Dyson goes 2-for-3 with a home run and two RBI in the victory.

August 29 -- Wilmington defeats the Potomac Cannons, 1-0, in front of a season-high 7,424 fans at Fawley. Kyle Middleton allows three hits and strikes out a season-high 10 over seven shutout innings. The Rocks score the game's only run in the eighth on a run-scoring single by James Shanks. Robbie Morrison works a 1-2-3 ninth inning to secure his 10th save of the year and his 25th with Wilmington, dating back to 1999.

2004

June 9 - The Wilmington Blue Rocks and the Kinston Indians combine to score 30 runs in the Rocks' 18-12 victory at Fawley Stadium. The 30 runs scored sets a franchise record for most total runs in a nine-inning game. Both teams amass 35 hits, tying a single-game mark. Wilmington bats around in three separate innings: the first, fourth, and seventh. Mel Stocker gets two plate appearances in the same frame three times.

June 20 - In a ceremony held at Fawley Stadium, the Blue Rocks retire Mike Sweeney's No. 33. Sweeney played with the Blue Rocks in 1995 and made his Major League debut on September 4, 1995 with the KC Royals. Sweeney and former Blue Rocks manager John Mizerock attend the ceremony.

September 4 - The Wilmington Blue Rocks win their last home night game of the season in walk-off fashion, as Mitch Maier turns a 5-4 Frederick lead into a 6-5 Blue Rocks victory with a two-out, two-run homerun in the ninth inning. The blast was hit before a sellout crowd of 7,158, the second-largest crowd at Fawley Stadium in 2004.

September 10 - Three Wilmington pitchers hold Potomac to three hits, blanking the Cannons in the Blue Rocks 4-0 Divisional Series-clinching victory. Devon Lowery, Nate Hoelscher, and Ryan Braun combined on the shutout. The Rocks advance to the Mills Cup Championship Series for the eighth time in 12 seasons and for the first time since 2001.

September 15 - The Kinston Indians complete their comeback from a 2-0 Mills Cup Championship Series deficit and win their third consecutive game at Fawley Stadium to defeat the Blue Rocks, 3-1, and win the Carolina League championship. The Game Five defeat is the second all-time for Wilmington in the Mills Cup Championship Series (Salem, 2001).

September 21 - The Blue Rocks join Red Sox Nation as they announce a two-year player development contract with Boston. The new PDC ends a 12-year run with the Kansas City Royals as the Blue Rocks' parent club.

2005

June 16 - John McAdams, who served as the voice of Fawley Stadium since the club's inaugural season in 1993, passes away at the age of 64. "Johnny Mac" was recognized as a true friend by everyone associated with the Blue Rocks over the years. He was remembered by the likes of Philadelphia Phillies public address announcer Dan Baker and former LaSalle basketball coach Speedy Morris in a pre-game ceremony on Saturday, June 18 at Fawley Stadium.

August 18 - The Blue Rocks established a new franchise record by coming from nine runs down en route to an 11-10 win over the Winston-Salem Warthogs at Ernie Shore Field.

2006

July 4 - Outfielder Jacoby Ellsbury ties the franchise record for stolen bases in a single game when he swiped four on Fourth of July against Salem at Fawley. It was the first time a Blue Rock stole four bases in a game since Pat Hallmark swiped four at Salem in 1998, and only the third time overall a Rock accomplished the feat.

August 15 - Catcher John Otness ties the single-game franchise record for hits with five against the Keys at Frederick.

August 30 - Wilmington takes game two of a doubleheader against the Avalanche, 4-1. The win snaps Salem's winning streak at 14, the longest in the Carolina League since 1959 when the Raleigh Capitals won 15 in a row.

September 3 - Closer Mike James gets Frederick's Paco Figueroa to pop out to second base with the tying run in scoring position for a 5-4 win over the Keys at Fawley. James earns his 25th save of the season, tying the single-season franchise record set a decade earlier by Steve Prihoda in 1996.

September 20 - The Blue Rocks announce a "Return To Royalty" by announcing a two-year player development contract with the Kansas City Royals for 2007 and 2008.

November 16 - The Kansas City Royals announce Wilmington's coaching staff for the 2007 season, including a familiar face at the helm. John Mizerock, manager of the Blue Rocks from 1995-97, would return to manage in Wilmington again in 2007. The Blue Rocks went 225-193 (.538) under Mizerock during his original tenure. His previous three seasons included three half championships, two Northern Division titles and one Carolina League Mills Cup championship in 1996.

2007

April 12 - Third baseman Mario Lison ties the single-game franchise record for hits with five in Kinston against the Indians.

August 24 - Southpaw Rowdy Hardy finishes his own rain suspended start by going all nine innings in a 12-1 blasting of the Lynchburg Hillcats for his franchise-record 15th win of the season. The opener of an impromptu doubleheader started the Sunday prior in Wilmington proves to be the most lopsided win for the Blue Rocks all season. It also marks Hardy's third nine-inning complete game of the year. The lanky lefty sits down 17 of the last 21 batters he faces, and the lone run against him is unearned.

August 31 - After faltering in their division clinching attempts the previous two nights, the Wilmington Blue Rocks finally punch their postseason ticket with a 4-0 shutout victory over the Salem Avalanche at Fawley Stadium. The Rocks' triumph wraps up the second-half title in the Northern Division, thrusting Wilmington into the Carolina League playoffs for the 12th time in club's 15-year existence. The half-championship is the 18th in franchise history and the fourth under manager John Mizerock. All-Star right-hander Julio Pimentel scatters four hits and two walks with two strikeouts over seven scoreless frames.

November 10 - Longtime Blue Rocks majority owner and team president, Matt Minker, passes away after a five-year battle with cancer. Minker's construction company literally built Fawley Stadium in an eye-popping five months in 1992-93.

2008

April 23 - Outfielder Joe Dickerson becomes the first Blue Rock to hit an inside-the-park home run since Norris Hopper on July 30, 2001. Dickerson's shot forged a 3-3 tie with the Frederick Keys at Harry Grove Stadium in the sixth inning. The Rocks would win the game, 4-3, on a wild pitch.

June 4 - Infielder Jeff Bianchi joins the short-job home run parade when he connects on an inside-the-park job against the Kinston Indians at Fawley Stadium. Bianchi's blow came against reliever Mike Pontius to start the home sixth inning and a comeback attempt from a 3-1 deficit. Center fielder Johnny Drennen turned what should have been a line-single to center into a four-bagger when he missed the catch on a head-first dive and allowed the ball to roll all the way to the wall. Bianchi circled the sacks in lightning-quick fashion, fitting since a downpour of rain would shortly thereafter suspend play. The Blue Rocks would win the game the next day, 6-5.

June 27 - Center fielder Derrick Robinson ties the franchise record for stolen bases in a game by taking four against the Salem Avalanche. He would go on to obliterate Carlos Febles' single-season mark of 49 by collecting 62 on the year.

August 29 - Though only one team claimed victory, each clubhouse had reason to celebrate this night at Fawley. The Wilmington Blue Rocks fell to the Potomac Nationals, 3-1, giving the visiting P-Nats the second-half crown in the Carolina League's Northern Division. But, by virtue of Frederick's loss to Winston-Salem, the Rocks claimed their first-ever wild card berth to lock up the team's 13th playoff appearance in 16 seasons.

DID YOU KNOW?

- Ian Ferguson is the lone Wilmington hurler in club history to win 10 or more games in two seasons; he won 10 games in 2001 and 12 in 2002. He ranks second in team history with 22 career wins.
- Wilmington has appeared in the Carolina League postseason in 15 of its 20 seasons.
- The Blue Rocks are 29-33 all-time in the postseason; they are 15-17 at home and 14-16 on the road.

SIGNIFICANT DATES IN MODERN BLUE ROCKS HISTORY

2009

May 10 - Center fielder Derrick Robinson's steal of second base against the Frederick Keys established a new franchise-record for career stolen bases. The speedster broke Sergio Nunez's mark of 77 thefts. Robinson, who spent part of 2007, and all of 2008 and 2009 in Wilmington, ended the year with 132 career swipes as a Blue Rock.

August 1 - Derrick Robinson set the tone for one of the more unlikely power surges the Blue Rocks have seen. The center fielder's two-run homer capped off a five-run fifth inning which led Wilmington to an 8-3 victory over the Salem Red Sox. The round-tripper ended Robinson's 221-game, 895-at-bat homerless streak as a Blue Rock.

August 3 - In the very next game, Robinson went deep again, as the Rocks tied a franchise record with five home runs as a team in an 11-3 rout of Winston-Salem. Eric Hosmer's first career Advanced-A homer got the long-ball party started as Nick Van Stratten, Anthony Seratelli and Johnny Giavotella also left the yard for the Blue Crew.

August 19 - Derrick Robinson continued to make his mark on the Blue Rocks' record books, this time breaking one of his own records. The Florida native stole three bases against the Frederick Keys, surpassing the Wilmington single-season stolen base mark of 62, which Robinson had set in 2008. He finished the campaign with 69 thefts.

August 29 - Mike Moustakas' opening frame home run off of Salem's Kyle Weiland was the slugger's 16th dinger of the season. It marked the highest homer total for anyone on the Riverfront since Brandon Berger left the yard 16 times in 1999.

September 4 - The Blue Rocks put an exclamation point on an incredible second-half of the season by clinching a CL North crown with a 5-2 win over the Frederick Keys at Frawley Stadium. The Blue Crew got seven innings of two-run ball from starter Eduardo Paulino, and two RBIs each from Jamar Walton and Chase Fontaine en route to the celebration-inducing victory.

2010

April 13 - Michael Montgomery whiffed a career-best 13 men in a 3-1 defeat of the Kinston Indians at Grainger Stadium to earn the Rocks' their 1,300th victory in franchise history. The 20-year-old southpaw carried a perfect game into the seventh before a broken-bat infield single opened that frame. In eight of the night's nine innings, Wilmington pitching retired the side 1-2-3 as Montgomery and closer Eric Basurto combined for 17 strikeouts.

May 21 - John Lamb tossed six innings of one-run ball as the Blue Rocks earned a 4-1 victory at Frawley Stadium in the 20-year-old's Advanced-A debut. The left-hander faced the minimum in three of his six innings pitched. He did not surrender a hit until the fourth frame and fanned nine. Four times he caught Myrtle Beach looking at a called third strike.

July 16 - In his final game in a Wilmington Blue Rocks uniform Eric Hosmer went 2-for-5 with a run scored. Hosmer, who led the Carolina League in batting average, on-base percentage and doubles upon his promotion to Double-A Northwest Arkansas became the first player in franchise-history to win a CL batting crown.

August 14 - For the first time in 53 tries in 2010, the Rocks won a game they trailed after eight innings. Ernesto Mejia's two-run single tied the game at 3-3 in the ninth, and his two-run triple in the 14th put the Rocks ahead to stay in a 6-3 triumph over . Mejia knocked in five runs on three hits as he fell just a double shy of the cycle that night.

September 6 - Blue Rocks pitcher Aaron Crow was named Carolina League Pitcher of the Week, marking the ninth time a Rock was honored by the league office in 2010. Montgomery, Lamb, Alex Caldera, and Bryan Paukovits claimed CL Pitcher of the Week laurels in 2010 as well, with Montgomery grabbing that honor twice in a row to begin the year. Third baseman Jamie Romak took Player of the Week accolades three times during June and July. No other Carolina League team claimed as many weekly honors as the Blue Rocks.

2011

May 25 - The Rocks reach their high water mark of the 2011 season with a walkoff win against the Frederick Keys. A wild pitch by Sean Gleason in the 9th inning allowed Yem Prades to score the winning run in a thrilling 6-5 victory at Frawley Stadium. The win put Wilmington 11 games over .500, the high water mark for the season.

June 11 - Nick Francis tied a record that only nine others in Blue Rocks history have accomplished by smacking five basehits at Winston-Salem. Francis notched singles in the 1st, 2nd, and 5th innings off Dash pitching. He roped a triple in the 8th inning and then with two outs in the 9th inning, Francis singled through the left side to complete the feat.

June 15 - The Blue Rocks claimed the franchise's 1,400th victory with a 4-3 win over the Lynchburg Hillcats. A solo home run from John Whittleman and an RBI single from Alex McClure in the 8th inning put the Rocks ahead for good as they claimed their 34th win of the season. Tim Melville threw five inning of two run ball, while Dusty Odenbach grabbed his first win of the season, yielding only one run in three innings. Ryan Dennick threw a scoreless ninth for the save.

August 20 - In the first game of a doubleheader against the Salem Red Sox, John Whittleman reached a plateau few have reached in Blue Rocks history. In the third inning, a solo home run to right field gave the Blue Rocks a 4-0 lead and also saw Whittleman reach the 20-HR mark. Whittleman is only the third player in team history to reach 20 home runs in a season, joining Larry Sutton (26 in 1994) and Hugh Walker (21 in 1993). The Rocks won the game 6-2.

2012

July 6 - Lane Adams collects two of the Blue Rocks four home runs to guide his team to a 10 inning win over Lynchburg 6-5. The second dinger by Adams gave Wilmington the lead in the top of the 10th, and helped the team avoid a three-game sweep against the Hillcats.

August 3 - Infielder Matt Fields earns Carolina League Topps Player of the Month Honors for July. In 27 games, Fields hit .355 with 13 home runs and 19 RBIs, while his .794 slugging percentage was tops in all of minor league baseball. Adams becomes the eighth member of the Blue Rocks to garner the award.

August 10 - Following a closed door team meeting, The Blue Crew hammers Salem 9-1. Matt Fields led the charge, becoming the second Wilmington player to record a two-homer game on the season. This win would be a sign of things to come. Over the final 24 games of the season, Vance Wilson's team would post a league-best 16-8 record.

August 30 - The Blue Rocks clinch the second half Northern Division Championship with a 9-3 win over the Myrtle Beach Pelicans. A six-run fourth inning broke the game open, as Wilmington advanced to the Carolina League Playoffs for the first time since 2009. Wilmington starter Leondy Perez was stellar, tossing 7.1 innings, allowing just five hits, one walk, and an unearned run. Tyler Sample finished off the Pelicans, surrendering a pair of runs over the final 1.2 innings.

September 7 - Wilmington falls to Lynchburg 2-1 in Game Three of the Northern Division Championship Series. Hillcats catcher Braeden Schliehuber put his team on top for good in the bottom of the eighth, with a solo home run off Wilmington reliever Robinson Yambati. Lynchburg would eventually win the Mills Cup, defeating Winston-Salem three games to one in the best-of-five series.





BLUE ROCKS TEAM HISTORY

In 1940, R.R.M. (Bob) Carpenter brought professional baseball back to the city with the original Wilmington Blue Rocks. The team was a Class B Interstate League affiliate of the Philadelphia A's. Hall-of-Famer Connie Mack owned the Blue Rocks for their first four years of existence. Another Hall-of-Famer, Chief Bender, served as the Blue Rocks first manager.

In 1943, Carpenter, who was a partner with Mack since the Blue Rocks' inception, took full ownership of the club. For their final nine years, the original Blue Rocks were a Philadelphia Phillies affiliate.

The nickname "Blue Rocks" came from 73-year-old Robert Miller in a name-the-team contest. Miller lived in the Henry Clay section of the city, famed for its blue granite found along the Brandywine River.

The Blue Rocks played in Wilmington Park, a \$185,000 facility at 30th Street and Governor Printz Boulevard. At the time, it was considered one of the finest minor league parks in the country.

In Wilmington's 13 years in the Interstate League, the Blue Rocks won four Governor's Cup titles and missed the postseason only twice. Pitchers Robin Roberts and Curt Simmons and outfielder Elmer Valo were some of the notables who played for the Blue Rocks before going to the major leagues.

After setting many records for attendance, the Blue Rocks' fan support dwindled and 1952 was their final season in the Interstate League.

In 1993, the Blue Rocks returned to professional baseball as the Class-A Carolina League affiliate of the Kansas City Royals. The franchise, formerly known as the Peninsula Pilots, was moved from Hampton, VA.

The stadium, built by the construction company of former Blue Rocks president Matt Minker, was named Legends Stadium (later changed to Judy Johnson Field at Daniel S. Frawley Stadium).

Like their forerunners, the modern Blue Rocks have enjoyed great on-field success. Since their return in 1993, Wilmington has one of the best winning percentages in all of Minor League Baseball, winning eight Northern Division titles in 19 years and four Carolina League championships.

BEFORE THE BLUE ROCKS 1865-1940

1865 - A group of young businessmen form the Diamond State Baseball Club, the first organized baseball in Wilmington.

May 1866 - The Diamond State Club hosts an exhibition against the Philadelphia Athletics. The powerful visitors win 104-5.

1873 - The amateur Quicksteps rise to prominence as Wilmington's premiere baseball club.

1875 - The first professional team comes to town as the Chicago Whitestockings knock off the Quicksteps, 11-4.

August, 1875 - The successful Quicksteps build new grounds and prohibit betting at their games. Late in the season, they welcome the now-professional Athletics to town and win, 6-4.

1876 - The Quicksteps become Wilmington's first professional team, bringing in out-of-town players and paying them about \$10 a week.

1877 - The original Quicksteps disband due to lack of fan support.

1883 - Wilmington assembles a team for the new Interstate League and gives it the traditional Quicksteps moniker. The team stumbles to a 27-48 record.

1884 - The Interstate League reassembles under the name Eastern League. The Quicksteps lay waste to the rest of the league, romping to a 50-12 record by mid-August.

August 1884 - Wilmington leaves the Eastern League to fill an empty spot in the Union League, a "major league." The team finishes just 2-16 and disbands before the season ends. A stable professional team does not return to Wilmington for 20 years.

July 4, 1896 - The Wilmington Peaches, an entry in the Atlantic League, play a tripleheader against the Paterson, NJ club, with the final game played under artificial lights. For improved visibility, a softball is used. Hall-of-Famer Honus Wagner plays for the Paterson club. The ball was lost so many times and so many runs were scored that they did not keep score. The first major league night game would not be played until 40 years later.

1901-03 - Two amateur teams, the AA's and the BB's become the most popular Wilmington teams of all time. The AA's draw 10,500 fans to their 1903 opener; across town, the BB's draw 4,500.

1904-05 - The AA's bring pro ball back to Wilmington, entering the independent Tri-State League and taking the name of the Wilmington Peaches.

1907 - The Tri-State League becomes part of the National Agreement and is now recognized as a Class-B league. Future Yankee manager Joe McCarthy plays for the Peaches.

1913 - The Tri-State club, now known as the Chicks, wins the league championship, finishing 66-45.

1915-1939 - Professional baseball takes a hiatus from Wilmington. Negro League teams play in 1925 and 1932.

1918 - Amateur teams, named after wartime industries, play each other in Wilmington. Shoeless Joe Jackson plays for the league-champion "Shipbuilders."

1940 - Bob Carpenter and Connie Mack bring the Blue Rocks to Wilmington.

WILMINGTON BASEBALL SEASON-BY-SEASON

Year	Club	League	Class	Record	Pct.	Finish	Year	Club	League	Class	Record	Pct.	Finish
1883	Quicksteps	Interstate	-	27-48	.360	5th	1949	Blue Rocks	Interstate	B	75-62	.547	2nd
1884	Quicksteps \$	Eastern	-	50-12	.806	n/a	1950	Blue Rocks #	Interstate	B	82-56	.594	1st
1885	Quicksteps @	Union Assn.	Maj.	2-16	.111	n/a	1951	Blue Rocks #	Interstate	B	83-52	.615	3rd
1885	Blue Hens %	Eastern	-	5-31	.139	n/a	1952	Blue Rocks	Interstate	B	72-66	.522	5th
1889	N/A +	Middle States	-	4-9	.308	n/a	Subtotal				1003-758	.570	
1890	Peach Growers &	Atlantic Assn.	-	29-66	.305	n/a	1993	Blue Rocks *	Carolina	A+	74-65	.532	2nd
Subtotal				175-261	.401		1994	Blue Rocks # ***	Carolina	A+	94-44	.681	1st
1904	Peaches	Tri-State	Ind.	41-61	.402	6th	1995	Blue Rocks **	Carolina	A+	83-55	.601	1st
1905	Peaches	Tri-State	Ind.	33-91	.266	8th	1996	Blue Rocks # ***	Carolina	A+	80-60	.571	1st
1907	Peaches	Tri-State	B	43-79	.352	7th	1997	Blue Rocks	Carolina	A+	62-78	.443	8th
1908	Peaches	Tri-State	B	40-87	.315	8th	1998	Blue Rocks # ***	Carolina	A+	86-54	.614	1st
1908	N/A +	Union	-	13-5	.722	n/a	1999	Blue Rocks # ***	Carolina	A+	77-61	.558	1st
1911	Chicks	Tri-State	B	34-73	.318	8th	2000	Blue Rocks	Carolina	A+	63-76	.453	7th
1912	Chicks	Tri-State	B	58-54	.518	5th	2001	Blue Rocks ***	Carolina	A+	78-62	.557	2nd
1913	Chicks #	Tri-State	B	66-45	.595	1st	2002	Blue Rocks ***	Carolina	A+	89-51	.636	1st
1914	Chicks	Tri-State	B	47-62	.431	4th	2003	Blue Rocks **	Carolina	A+	80-60	.571	2nd
Subtotal				375-557	.402		2004	Blue Rocks **	Carolina	A+	77-62	.554	2nd
1916	Diamonds +	Atlantic	-	11-12	.478	n/a	2005	Blue Rocks	Carolina	A+	60-80	.429	8th
1923	N/A +	Atlantic	-	12-5	.706	n/a	2006	Blue Rocks *	Carolina	A+	67-71	.486	4th
1925	Potomacs +	Eastern Colored	-	8-16	.333	n/a	2007	Blue Rocks **	Carolina	A+	75-62	.547	3rd
1932	Hornets +	Negro National	-	n/a	n/a	n/a	2008	Blue Rocks **	Carolina	A+	69-71	.493	1st
Subtotal				31-33	.484		2009	Blue Rocks **	Carolina	A+	84-55	.604	1st
1940	Blue Rocks	Interstate	B	68-52	.567	2nd	2010	Blue Rocks	Carolina	A+	68-70	.493	6th
1941	Blue Rocks	Interstate	B	64-62	.508	5th	2011	Blue Rocks	Carolina	A+	66-72	.478	6th
1942	Blue Rocks #	Interstate	B	79-57	.581	2nd	2012	Blue Rocks **	Carolina	A+	66-74	.471	5th
1943	Blue Rocks	Interstate	B	77-61	.562	3rd	Subtotal				1496-1295	.536	
1944	Blue Rocks	Interstate	B	74-64	.536	2nd	All-Time Total				3080-2904	.514	
1945	Blue Rocks	Interstate	B	81-57	.587	2nd							
1946	Blue Rocks	Interstate	B	87-53	.621	1st							
1947	Blue Rocks #	Interstate	B	79-60	.568	2nd							
1948	Blue Rocks	Interstate	B	82-56	.594	1st							

- League Champions; * - 1st Half Winner; ** - 2nd Half Winner; *** - 1st and 2nd Half Winner
 + - Not a sanctioned minor league; \$ - This club left the Eastern League on Aug. 12 to replace Philadelphia in the Union Association;
 @ - Wilmington replaced Philadelphia in Union Association on Aug. 18 and disbanded on Sept. 15; % - Wilmington went 5-28 before moving to Atlantic City on June 19. The club disbanded after just three games on June 24; & - The Peach Growers disbanded on Aug. 27.



THE FIRST TIME IT HAPPENED

First Game in Modern Blue Rocks History Apr. 8, 1993 | Ernie Shore Field | Winston-Salem, N.C.

Wilmington	AB	R	H	RBI	Winston-Salem	AB	R	H	RBI
Burton, CF	5	0	1	0	Ladell, CF	5	0	0	0
Halter, SS	5	1	2	1	Ozuna, 2B	4	1	1	0
Tucker, 2B	4	0	0	0	Pena, 3B	4	2	1	0
Caraballo, 3B	4	0	2	1	Vasquez, DH	5	1	3	2
Hinton, 1B	3	0	0	1	Pueschner, LF	5	2	2	2
Gonzalez, LF	4	0	1	0	Motola, RF	4	0	1	0
Walker, DH	4	0	0	0	Belk, 1B	4	0	3	1
Smith, RF	4	0	1	0	Harrison, C	4	0	3	1
Strickland, C	4	2	2	0	Owens, SS	3	0	1	0
Totals	37	3	9	3	Totals	38	6	15	6

R H E

Wilmington	0	0	0	0	2	0	0	0	1	3	9	2
Winston-Salem	1	0	3	0	1	1	0	0	x	6	15	1

LOB - WIL 12, W-S 11; 2B - WIL: Caraballo, Strickland; W-S: Vasquez (2), Owens; SB - W-S: Ozuna, Pueschner. ATT: 5,731; Umpires: Fincher, Pinto.

Wilmington	IP	H	R	ER	BB	SO
Gross (L)	5.0	10	5	4	2	3
Perez	1.0	2	1	1	0	2
Chrisman	1.0	2	0	0	0	0
Eddy	1.0	1	0	0	0	1
Winston-Salem	IP	H	R	ER	BB	SO
Jarvis (W)	5.0	5	2	2	3	2
Shaw	3.2	4	1	1	1	3
Hrusovsky (S)	0.1	0	0	0	1	1

First Home Game in Modern Blue Rocks History Apr. 17, 1993 | Frawley Stadium | Wilmington, Del.

Winston-Salem	AB	R	H	RBI	Wilmington	AB	R	H	RBI
Owens, SS	3	1	1	0	Burton, CF	5	1	1	0
Jones, LF	5	0	1	1	Halter, SS	5	1	2	1
Perna, 3B	5	0	3	1	Tucker, 2B	5	1	1	1
Vasquez, DH	5	1	2	0	Caraballo, 3B	3	1	1	0
Belk, 1B	5	1	1	1	Walker, DH	4	1	2	1
Motolla, RF	5	1	2	1	Stewart, PH	0	0	0	0
Pueschner, CF	5	0	1	0	Gonzalez, LF	5	0	3	3
Hammond, C	4	0	2	0	Hinton, 1B	2	0	0	0
Arias, 2B	3	1	2	1	Strickland, C	3	0	0	0
					Dando, PH	1	0	0	0
					A. Stewart, C	0	0	0	0
					Smith, RF	3	1	1	0
Totals	40	5	15	5	Totals	36	6	11	6

R H E

Winston-Salem	0	0	1	0	1	1	0	0	2	5	15	1
Wilmington	0	0	0	0	0	2	0	0	4	6	11	2

LOB - W-S 11, WIL 11; 2B - W-S: Jones, Vasquez, Motolla; WIL: Halter, Tucker, Gonzalez (2). 3B - W-S: Belk. ATT: 5,288. Umpires: Lloyd, Holbrook.

Winston-Salem	IP	H	R	ER	BB	SO
Steph	6.0	5	2	2	5	5
Show	2.0	1	0	0	0	0
Hrusovsky	0.1	4	4	4	0	0
Duff	0.0	1	0	0	1	0
Wilmington	IP	H	R	ER	BB	SO
Lieber	6.0	11	3	2	1	5
Perez	2.2	4	2	2	1	3
Landress (W)	0.1	0	0	0	0	1

Blue Rocks Team Firsts

First Game: April 8, 1993 at Ernie Shore Field, Winston-Salem--- 6-3 Loss, 72 degrees and clear
First Pitch: 7:48 p.m., by Winston-Salem's Kevin Jarvis to Darren Burton (a ball low and outside), (4-8-93)
First Batter: Darren Burton (grounded out to shortstop), (4-8-93)
First Baserunner: Michael Tucker (reached on error in 1st), (4-8-93)
First Hit: Raul Gonzalez (infield single to 3B in 2nd), (4-8-93)
First Double: Gary Caraballo in 4th, (4-8-93)
First Triple: Gary Caraballo, at Winston-Salem, (4-10-93)
First Home Run: Darren Burton solo HR, at Winston-Salem, (4-10-93)
First Grand Slam: Shane Halter, at Winston-Salem, (5-30-93)
First Stolen Base: Darren Burton in 4th, (4-8-93)
First Run: Chad Strickland in 5th, (4-8-93)
First RBI: Gary Caraballo (walked with the bases loaded to force home Chad Strickland in 5th), (4-8-93)
First Strikeout: John Gross (struck out Cleveland Ladell), (4-8-93)
First Shutout: Brian Bevil (7 IP), and Dario Perez (2 IP), vs. Salem, 5-0 Final, (4-20-93)
First Complete-Game Shutout (7 innings): Brian Harrison vs. Lynchburg, 1-0 Final, (5-13-93)
First Complete-Game Shutout (9 innings): John Gross at Prince William, 6-0 Final, (6-16-93)
First Win: Jon Lieber, 9-1 Final, (4-10-93)
First Loss: John Gross, 6-3 Final, (4-8-93)
First Save: Chris Eddy, 5-2 Final, (4-10-93)
First Extra-Inning Game: 14 innings at Salem, 12-11 Loss, (4-14-93)
First Extra-Inning Win: at Kinston, 4-3 in 10 innings, (5-18-93)
First Rain Out: at Winston-Salem, (4-9-93)
First Doubleheader: at Winston-Salem, 9-1 Win, 5-2 Win, (4-10-93)
First Triple Play: vs. Kinston (Anthony Medrano to Mendy Lopez to Carlos Mendez), (5-3-95)

Frawley Stadium Firsts

First Game: April 17, 1993 vs. Winston-Salem--- 6-5 Win, partly cloudy, windy, 58 degrees
First Pitch: 1:18 p.m., Jon Lieber to Winston-Salem's Eric Owens (a strike)
First Batter: Eric Owens (grounded out to Jon Lieber)
First Blue Rocks Batter: Darren Burton (fled to right)
First Hit: Bobby Perna, Winston-Salem (single), (4-17-93)
First Blue Rocks Hit and Extra-Base Hit: Shane Halter (double), (4-17-93)
First Home Run: Joe Calder, Salem, (4-19-93)
First Blue Rocks Home Run: Darren Burton, vs. Salem, (4-20-93)
First Run: Eric Owens (Winston-Salem), (4-17-93)
First Blue Rocks Run: Gary Caraballo, (4-17-93)
First RBI: Motorboat Jones (Winston-Salem), (4-17-93)
First Blue Rocks RBI: Hugh Walker, (4-17-93)
First Stolen Base: Cleveland Ladell (Winston-Salem), (4-18-93)
First Blue Rocks Stolen Base: Michael Tucker, vs. Salem, (4-19-93)
First Grand Slam: Tim Belk (Winston-Salem), (7-28-93)
First Blue Rocks Grand Slam: Rod Myers, vs. Winston-Salem, (4-24-94)
First Strikeout: Jon Lieber (struck out Motorboat Jones), (4-17-93)
First Win: Roger Landress vs. Winston-Salem, 6-5 Win, (4-17-93)
First Loss: John Hrusovsky (Winston-Salem), (4-17-93)
First Save: Chris Eddy vs. Winston-Salem (Game 2), 5-2 Win, (4-17-93)
First Shutout: Brian Bevil and Dario Perez, vs. Salem, 5-0 Win, (4-20-93)
First Complete-Game Shutout (7 inn): Brian Harrison vs. Lynchburg, 1-0 Win, (5-13-93)
First Complete-Game Shutout (9 inn): Brian Dubois (Frederick), 2-0 Loss, (5-26-93)
First Extra-Inning Game: 10 innings vs. Salem, 8-6 Loss, (4-19-93)
First Rain Out: Opening Night vs. Winston-Salem, (4-16-93)
First Doubleheader: vs. Winston-Salem, 6-5 Win, 4-1 Win, (4-17-93)
First Triple Play: vs. Kinston (Medrano to Lopez to Mendez), 1-0 Win, (5-3-95)

BLUE ROCKS MILESTONES

Blue Rocks Milestone Wins

Win	Date	Opponent	Score	WP
1	4-10-93	at Winston-Salem	9-2	J. Lieber
100	5-17-94	at Durham	8-3	D. Torres
200	6-11-95	at Prince William	3-1	P. Grundy
300	7-5-96	vs. Kinston	3-1	D. Brixey
400	4-26-98	vs. Lynchburg	4-3 (10)	B. Baird
500	5-15-99 (G2)	at Lynchburg	2-1	C. Thurman
600	7-19-00	at Salem	9-7	C. Ammons
700	4-8-02	vs. Myrtle Beach	5-0	D. Tamayo
800	4-29-03	vs. Frederick	12-1	Z. Greinke
900	6-22-04	vs. Potomac	7-5	J. Bayliss
1000	8-24-05	vs. Myrtle Beach	2-0	B. Rudrude
1100	6-16-07	vs. Winston-Salem	6-1	R. Hardy
1200	8-5-08	at Kinston	4-3	M. Montgomery
1300	4-13-10	at Lynchburg	4-3	D. Odenbach
1400	6-15-11			

Blue Rocks Grand Slams (35)

Year	Player	Team	Pitcher	Date
2012 (1)	Brett Eibner	at Frederick	Scott Copeland	5-11
2011 (1)	John Whittleman	vs. Winston-Salem	Justin Collop	4-24
2010 (2)	Nick Francis	at Kinston	Tyler Sturdevant	7-25
	Wil Myers	vs. Myrtle Beach	Andrew Wilson	8-31
2009 (2)	Johnny Giavotella	vs. Kinston	Matt Meyer	4-13
	Ryan Eigsti	at Lynchburg	Bryan Morris	8-24
2008 (2)	Jeff Howell	vs. Kinston	Carlton Smith	4-14
	Brad Correll	at Lynchburg	Jacob Cuffman	7-20
2006 (3)	Chuck Jeroloman	vs. Kinston	T.J. Burton	6-6
	Claudio Arias	vs. Myrtle Beach	Stephen Russell	8-22
	Bubba Bell	vs. Frederick	Luis Ramirez	9-2
2005 (1)	Dusty Brown	at Winston-Salem	Fraser Dizard	8-18
2004 (2)	Adam Keim	vs. Winston-Salem	Byeong Hak An	8-9
	Damaso Espino	at Kinston #	Keith Ramsey	9-12
2003 (2)	Chris Fallon	vs. Kinston	Jim Ed Warden	6-3
	Scott Walter	at Potomac	Clayton Andrews	6-8
2001 (2)	Marco Cunningham	vs. Kinston	Rick Matsko	4-18
	Marco Cunningham	at Lynchburg	Greg Dukeman	6-1
2000 (1)	Brandon Berger	at Kinston	Wilson Sido	8-10
1999 (3)	Dave Willis	at Frederick	Kasey Richardson	6-3
	Brandon Berger	vs. Myrtle Beach	Joey Nation	7-31
	Brandon Berger	vs. Lynchburg	Wilson Guzman	8-3
1998 (3)	Emiliano Escandon	vs. Pr. William	Mike Huffaker	5-19
	Emiliano Escandon	at Salem	Bobby Bevel	7-22
	Jason Layne	vs. Salem	Scott Schroeffel	7-30
1997 (2)	Sean McNally	vs. Kinston	Jason Rakers	5-22
	Mike Evans	vs. Lynchburg	Rick Paugh	6-4
1996 (3)	Keifer Rackley	vs. Salem	Zack Sawyer	5-28
	Mike Evans	at Durham	Kevin Millwood	6-11
	Ramy Brooks	at Kinston	Terry Harvey	8-22
1995 (1)	Mike Sweeney	at Salem	John Salam	5-14
1994 (3)	Rod Myers	vs. Winston-Salem	Jim Nix	4-24
	Felix Martinez	at Durham	John Simmons	8-11
	Sal Fasano	at Frederick	Matt Jarvis	9-2
1993 (1)	Shane Halter	at Winston-Salem	Todd Ruyak	5-30

Opponents Grand Slams (40)

Year	Player	Team	Pitcher	Date
2012 (3)	Steve Souza	vs Potomac	Nick Graffeo	9-2
	Anthony Gallas	vs Carolina	Chase Boruff	7-28
	Roderick Bernadina	vs Frederick	Tyler Sample	7-23
2011 (3)	Chase Frawley	at Kinston	Tim Melville	5-30
	J.P. Ramirez	at Potomac	Tyler Sample	7-5
	Nick Ciolli	at Winston-Salem	Tyler Sample	8-2
2010 (4)	Gerardo Avila	at Myrtle Beach	Tim Melville	4-9
	Tyler Moore	at Potomac	Manauris Baez	5-15
	Bill Rhinehart	vs. Potomac	James Thompson	7-26
	Bill Rhinehart	at Potomac	Bryan Paukovits	8-25
2008 (1)	Cirilo Cumberbatch	vs. Kinston	Aaron Hartsock	6-3
2007 (3)	Josh Rodriguez	at Kinston	Patrick Green	5-30
	Paul Winterling	at Frederick	Justin Barnes	6-13
	Mark Ori	at Salem	Dan Cortes	7-23
2006 (1)	Matt Young	at Myrtle Beach	Matt Goodson	5-28
2005 (5)	Ryan Mulhern	vs. Kinston	Barry Hertzler	4-14
	Mario Delgado	at Frederick	Anibal Sanchez	4-21
	Nick Markakis	at Frederick	Tommy Hottovy	5-6
	Dustin Yount	vs. Frederick	Juan Cedenio	5-23
	Bryan Bass	at Frederick	Pete Fisher	8-1
2004 (1)	Chris Carter	at Frederick	Devon Lowery	4-23
2003 (2)	Mike Morse	vs. Winston-Salem	Barry Armitage	6-15
	Brooks Conrad	at Salem	Aric Leclair	7-17
2002 (1)	Yurendell DeCaster	at Lynchburg	Zach McClellan	5-31
2000 (1)	Matt Berger	at Winston-Salem	Brian Sanches	7-5
1998 (2)	Kevin Haverbush	at Lynchburg	Brandon Baird	5-13
	Freddy May	at Lynchburg	Chad Durbin	7-2
1997 (5)	Ryan Hendricks	at Frederick	Ryan Brewer	4-25
	Danny Peoples	at Kinston	Manuel Bernal	5-20
	Chad Gambill	at Salem	Dusty Brixey	6-8
	Luis Garcia	vs. Winston-Salem	Kevin Hodges	6-28
	George Lombard	vs. Durham	Jake Chapman	8-10
1996 (1)	Shon Walker	at Lynchburg	Bryan Wolff	7-15
1995 (4)	Robbie Robertson	at Winston-Salem	Ken Winkle	4-7
	Randall Simon	at Durham	Ken Winkle	4-13
	Mike Meggers	at Winston-Salem	Toby Smith	5-26
	Miguel Correa	vs. Durham	Javier Gamboa	7-29
1994 (3)	Tim Belk	at Winston-Salem	Dario Perez	7-28
	Bobby Smith	at Durham	John Dickens	8-11
	Chad Townsend	at Kinston	Kris Ralston	8-12





BLUE ROCKS POSTSEASON HONORS AND AWARDS

Carolina League Most Valuable Player			Mark Ellis	SS	2000	Topps Class A All-Star Team		
Larry Sutton		1994	Justin Gemoll	3B	2002	Larry Sutton		1994
Carolina League Pitcher of the Year			Byron Gettis	UT OF	2002	Glendon Rusch		1995
Bart Evans		1994	Alejandro Machado	UT INF	2002	Zack Greinke		2003
Zack Greinke		2003	Andres Blanco	SS	2003	Topps Carolina League Player of the Year		
Rowdy Hardy		2007	Trey Dyson	OF	2003	Larry Sutton		1994
Postseason Carolina League All-Stars			Zack Greinke	RHP	2003	USA Today Sports Weekly Minor League All-Star Team		
Johnny Damon	OF	1994	Mike Aviles	SS	2004	Zack Greinke		2003
Bart Evans	SP	1994	Shane Costa	OF	2004	The Sporting News Minor League Player of the Year		
Andy Stewart	DH	1994	Mike James	RHP	2006	Zack Greinke		2003
Larry Sutton	1B	1994	Jose Duarte	OF	2007	The Sporting News Minor League Manager of the Year		
Anthony Medrano	SS	1995	Rowdy Hardy	LHP	2007	Mike Jirschele		1994
Mike Sweeney	C	1995	Mario Lisson	UT INF	2007	John Mizerock		1996
Sergio Nunez	2B	1996	Joe Dickerson	OF	2008	Baseball America Minor League Team of the Year		
Alejandro Prieto	SS	1996	Derrick Robinson	OF	2009	Wilmington Blue Rocks		1994
Steve Prihoda	RP	1996	Adrian Ortiz	OF	2010			
Mark Quinn	UT	1997	Eric Hosmer	1B	2010			
Emiliano Escandon	2B	1998	Carolina League Manager of the Year					
Brandon Berger	UT	1999	Mike Jirschele		1994			
Joe Dillon	UT	1999	John Mizerock		1995			
			Jeff Garber		2002			

BLUE ROCKS IN-SEASON HONORS AND AWARDS

Carolina League All-Star Game			Carlos Beltran	UT	1998	David DeJesus	OF	2002	Joe Dickerson	OF	2008
Raul Gonzalez	OF	1993	Emiliano Escandon	2B	1998	Darren Fenster #	INF	2002	Everett Teaford	LHP	2008
Brian Harrison	P	1993	Darrell Evans	MGR.	1998	Ian Ferguson	P	2002	Danny Duffy	LHP	2009
Ron Johnson	MGR.	1993	Pat Hallmark	C	1998	Jeff Garber	MGR.	2002	David Lough	OF	2009
Gary Lance	Coach	1993	Jason Layne	1B	1998	Byron Gettis	OF	2002	Mike Moustakas	3B	2009
Jon Lieber	P	1993	Aaron Lineweaver	P	1998	Thomas Lora	INF	2002	Everett Teaford	LHP	2009
Robert Toth	P	1993	Kevin Long	Coach	1998	Andres Blanco	SS	2003	Eric Hosmer	1B	2010
Mike Bovee	P	1994	Orber Moreno	P	1998	Trey Dyson	OF	2003	Salvador Perez	C	2010
Johnny Damon	OF	1994	Scott Mullen	P	1998	Zack Greinke #	P	2003	Alex Caldera	RHP	2010
Bart Evans	P	1994	Carolina/California League All-Star Game			Kyle Middleton	P	2003	Michael Mariot	RHP	2011
Lance Jennings	C	1994	Carlos Mendez	UT	1996	Scott Walter #	C	2003	Jake Odorizzi	RHP	2011
Mike Jirschele	MGR.	1994	Steve Prihoda	P	1996	Mike Aviles	INF	2004	John Whittleman	1B	2011
Gary Lance	Coach	1994	John Mizerock	MGR.	1997	Darren Fenster	INF	2004	Rey Navarro	2B	2011
Sixto Lezcano	Coach	1994	Mark Quinn	OF	1997	Trae McGill	RHP	2004	Whit Merrifield	OF	2011
Jim Pittsley	P	1994	Jeff Austin	P	1999	Donnie Murphy	INF	2004	Yordano Ventura	RHP	2012
Kris Ralston	P	1994	Dee Brown #	OF	1999	Zach Borowiak	INF	2005	Sugar Ray Marimon	RHP	2012
Andy Stewart	DH	1994	Jose Cepeda	2B	1999	Anibal Sanchez	RHP	2005	Topps Player of the Month		
Larry Sutton	1B	1994	Jeff Garber	MGR.	1999	Jacoby Ellsbury	OF	2006	Johnny Damon - OF	May 1994	
Dilson Torres	P	1994	Chris George	P	1999	Mike James	RHP	2006	Glendon Rusch - P	August 1995	
Tim Byrdak	P	1995	Steve Medrano	SS	1999	Andrew Pinckney	3B	2006	Carlos Beltran - OF	June 1998	
Raul Gonzalez	OF	1995	Vic Radcliff	OF	1999	Gilbert De La Vara	LHP	2007	Jason Layne - 1B	August 1998	
Anthony Medrano	SS	1995	Mark Ellis	SS	2000	Jose Duarte	OF	2007	Dee Brown - OF	April 1999	
Carlos Mendez	1B	1995	Ken Harvey #	1B	2000	Rowdy Hardy	LHP	2007	Kyle Middleton - P	August 2003	
Glendon Rusch	P	1995	Corey Thurman	P	2000	Mario Lisson	3B	2007	Brian McFall - OF	July 2007	
Toby Smith	P	1995	Donnie Ross	1B	2001	Julio Pimentel	RHP	2007	Matt Fields - 1B	July 2012	
Mike Sweeney	C	1995				Tyler Chambliss	RHP	2008			

**BLUE ROCKS TEAM SINGLE-SEASON RECORDS****Most Wins**

Overall	94 (1994) *
First Half	48 (1994) *
Second Half	48 (1995) *
Home	50 (1994) *
Road	44 (1994, 2009) *
Extra-Inning Games	13 (1994) *
One-Run Games	33 (1994, 1998) *
Shutout	17 (1995) *

Fewest Wins

Overall	60 (2005) *
First Half	28 (1997)
Second Half	28 (1997)
Home	33 (1997)
Road	26 (2005)

Best Winning Percentage

Overall	.681 (1994) *
First Half	.706 (1994) *
Second Half	.696 (1995) *
Home	.714 (1994) *
Away	.674 (1994) *
Extra-Inning Games	.765 (1994) *
One-Run Games	.652 (1995) *
Shutouts	.810 (1995) *

Most Losses

Overall	80 (2005)
First Half	41 (2000)
Second Half	42 (1997)
Home	37 (1997, 2005)
Road	43 (2005, 2011) *
Extra-Inning Games	12 (2005, 2007) *
One-Run Games	33 (2005)
Shutout	15 (2001, 2012)

Fewest Losses

Overall	44 (1994) *
First Half	20 (1994) *
Second Half	21 (1994) *
Home	20 (1994) *
Road	24 (1994) *

Worst Losing Percentage

Overall	.429 (2005)
First Half	.414 (1997, 2012)
Second Half	.400 (1997)
Home	.471 (1997)
Road	.377 (2005)
Extra-Inning Games	.250 (2005)
One-Run Games	.313 (2005) *
Shutouts	.400 (1996, 2012)

Games Played

Most	140 (10 times)
Fewest	137 (2007) *

* - League Best/Worst

Season Hitting

	High	Low
Batting Average	.275 (1994) *	.242 (1997)
At-Bats	4683 (1994) *	4422 (2011) *
Runs	735 (1994)	528 (2011) *
Hits	1290 (1994) *	1086 (2011)
Doubles	263 (2006)	199 (2000)
Triples	54 (2008) *	21 (2003)
Home Runs	107 (1997)	52 (2000) *
Grand Slams	3 (1994, 1998, 1999, 2006)	0 (2002, 2007) *
Runs Batted In	654 (1994)	474 (2011)
Walks	549 (1997)	385 (2009)
Strikeouts	1145 (2010)	755 (1994)
Stolen Bases	258 (2008) *	69 (2005) *
Sacrifice Bunts	98 (2002) *	22 (2006) *
Sacrifice Flies	55 (2006) *	24 (2012) *
GIDP's	120 (1998)	67 (1996)
Slugging %	.413 (1994)	.343 (2000) *
On-Base %	.351 (1994) *	.313 (2011) *

Season Pitching

	High	Low
ERA	4.36 (1997, 2005)	2.84 (1995) *
Complete Games	11 (1998) **	0 (2002, 2008) *
Shutouts	17 (1995) *	6 (2006)
Saves	60 (2009) *	27 (2000)
Hits Allowed	1317 (1997)	1017 (1995)
Runs Allowed	701 (1997)	459 (1995) *
Earned Runs Allowed	589 (1997, 2005)	389 (1995)
Home Runs Allowed	131 (2005) *	62 (2000, 2001) *
Walks Allowed	521 (2000)	353 (1993) *
Strikeouts	1145 (2010)	823 (2007)
Wild Pitches	94 (2000)	52 (1994) *

Season Fielding

	High	Low
Fielding %	.980 (2007) *	.961 (1993)
Errors	212 (1997)	108 (2007) *
Double Plays	153 (1997) *	107 (1995)
Caught Stealing %	.442 (1995)	.240 (2005) *

* - League Best/Worst ** - Tied for League Best

BLUE ROCKS INDIVIDUAL SINGLE-SEASON RECORDS

Single-Season Batting

Average	.354*
Games	138
At-Bats	549
Runs Scored	96
Hits	152
Doubles	40*
Triples	13
Home Runs	26
Runs Batted In	94
Sacrifice Bunts	22*
Sacrifice Flies	9*

Hit By Pitch	19
Walks	97*
Int. Walks	10*
Strikeouts	165*
Stolen Bases	69*
GIDP's	18*
Slugging %	.545*
On-Base %	.429*

* - Led league

Eric Hosmer (2010)
Marco Cunningham (2001)
Darren Burton (1993)
Johnny Damon (1994)
Darren Burton (1993)
Mike Aviles (2004)
Johnny Damon (1994)
Larry Sutton (1994)
Larry Sutton (1994)
Norris Hopper (2002)
Larry Sutton (1994)
Chad Strickland (1993)
Ruben Gotay (2003)
Salvador Perez (2010)
Marco Cunningham (2001)
Jeff Corsaletti (2006)
Larry Sutton (1994)
Brett Eibner (2012)
Derrick Robinson (2009)
Andrew Pinckney (2006)
Eric Hosmer (2010)
Eric Hosmer (2010)

Single-Season Pitching

Wins	15*
Losses	15
ERA	1.74*
Games	55
Games Started	28
Complete Games	5
Shutouts	2
Games Finished	43*
Saves	43*
Innings Pitched	25*
Hits Allowed	25*
Runs Allowed	175
Walks	180
Wild Pitches	95*
Strikeouts	76
Home Runs Allowed	21
Most Relief Points	19
	75*

Rowdy Hardy (2007)
Jeremy Affeldt (2000)
Glendon Rusch (1995)
Chris Eddy (1993)
John Gross (1993)
Devon Lowery* (2004)
Aaron Lineweaver (1998)
Robert Toth (1994)
Phil Grundy* (1996)
Aaron Lineweaver (1998)
Todd Thorn (1998)
Mike James (2006)
Tyler Chambliss (2008)
Mike James (2006)
Steve Prihoda (1996)
John Gross (1993)
John Gross (1993)
Tyler Sample (2011)
Mike MacDougal (2000)
Mike MacDougal (2000)
Jim Pittsley (1994)
Eric Anderson (1996)
Steve Prihoda (1996)





BLUE ROCKS INDIVIDUAL SINGLE-SEASON LEADERS

Batting Average (min. 375 PA)

Eric Hosmer	2010	.354
Andy Stewart	1994	.317
Johnny Damon	1994	.316
Alejandro Machado	2002	.314
Two players tied at		.310

Home Runs

Larry Sutton	1994	26
Hugh Walker	1993	21
John Whittleman	2011	20
Mike Sweeney	1995	18
Five players tied with		17

Runs Batted In

Larry Sutton	1994	94
Joe Dillon	1999	90
Mike Moustakas	2009	86
Chris Fallon	2003	79
Johnny Damon	1994	75

Hits

Darren Burton	1993	152
Johnny Damon	1994	149
Larry Sutton	1994	147
Mark Ellis	2000	146
Jose Duarte	2007	143

Wins

Rowdy Hardy	2007	15
Glendon Rusch	1995	14
Danny Tamayo	2002	14
Four players tied with		13

Earned Run Average (min. 112 innings)

Glendon Rusch	1995	1.74
Trae McGill	2004	2.08
Tim Byrdak	1995	2.16
Corey Thurman	2000	2.26
Kyle Middleton	2003	2.41

Shutouts

Phil Grundy	1996	2
Aaron Lineweaver	1998	2
Todd Thorn	1998	2
Robert Toth	1994	2
Several players tied with		1

Strikeouts

Jim Pittsley	1994	171
Chad Durbin	1998	162
Jimmy Gobble	2001	154
Mike Bovee	1994	154
Glendon Rusch	1995	147

Games Played

Marco Cunningham	2001	138
Chris Fallon	2003	135
Four players tied with		134

Strikeouts

Brett Eibner	2012	159
Donnie Ross	2001	157
Gary Coffee	1997	149
Al Shirley	1996	137
Miguel Vega	2007	124

Runs Scored

Johnny Damon	1994	96
Larry Sutton	1994	91
Johnny Giavotella	2009	84
Mark Ellis	2000	83
Three players tied with		82

Doubles

Mike Aviles	2004	40
Jeff Blanchi	2008	34
Byron Gettis	2002	33
Larry Sutton	1994	33
Jeff Corsaletti	2006	32
Mike Moustakas	2009	32
Donnie Murphy	2004	32

Innings Pitched

John Gross	1993	175.0
Brian Harrison	1993	173.0
Mike Bovee	1994	169.2
Aaron Lineweaver	1998	168.0
Rowdy Hardy	2007	167.0

Games Pitched

Chris Eddy	1993	55
Brandon Baird	1998	54
Barry Armitage	2004	53
Three players tied with		51

Runs

Tyler Sample	2011	95
John Gross	1993	91
Luis Mendoza	2005	91
Carlos Paredes	1997	90
Two players tied with		89

Saves

Mike James	2006	25
Steve Prihoda	1996	25
Ryan Braun	2004	24
Tyler Chambliss	2008	24
Jeff Smith	1993	24

Losses

Jeremy Affeldt	2000	15
Mario Santiago	2009	13
Five players tied with		12

Triples

Johnny Damon	1994	13
Joe Dickerson	2008	10
Seven players tied with		8

Stolen Bases

Derrick Robinson	2009	69
Derrick Robinson	2008	62
Carlos Febles	1997	49
Johnny Damon	1994	44
Sergio Nunez	1996	44

At-Bats

Darren Burton	1993	549
Derrick Robinson	2009	522
Joe Dillon	1999	503
Ruben Gotay	2003	502
Two players tied with		497

Walks

Jeff Corsaletti	2006	97
Marco Cunningham	2001	95
Josh Johnson	2008	85
Chris Fallon	2003	84
Larry Sutton	1994	81

Complete Games

Aaron Lineweaver	1998	5
Todd Thorn	1998	4
Zack Greinke	2003	3
Phil Grundy	1996	3
Rowdy Hardy	2007	3
Robert Toth	1994	3

Walks

Mike MacDougal	2000	76
Brian Sanches	2000	69
Corey Thurman	1999	64
Bart Evans	1994	61
Several players tied with		59

Games Started

John Gross	1993	28
Devon Lowery	2004	28
13 players tied with		27

Hits Allowed

John Gross	1993	180
Brian Harrison	1993	168
Jake Chapman	1997	163
Todd Thorn	1997	163
Zach McClellan	2002	162

Earned Runs

Luis Mendoza	2005	84
Corey Thurman	1999	81
Todd Thorn	1999	79
Carlos Paredes	1997	77
Two players tied with		76



BLUE ROCKS INDIVIDUAL CAREER LEADERS

Batting Average

Eric Hosmer	.320
Johnny Damon	.316
Alejandro Machado	.314
Justin Gemoll	.310

Games Played

Donovan Delaney	385
Brandon Berger	331
Raul Gonzalez	328

At-Bats

Raul Gonzalez	1,183
Donovan Delaney	1,180
Eric Nelson	1,046

Runs Scored

Brandon Berger	189
Raul Gonzalez	155
Derrick Robinson	142

Hits

Raul Gonzalez	322
Brandon Berger	315
Donovan Delaney	297

Wins

Todd Thorn	23
Ian Ferguson	22
Jake Chapman	21
Aaron Lineweaver	21

Losses

Todd Thorn	23
Tim Melville	22
Matt Burch	21
Mario Santiago	21

Earned Run Average (min. 112 innings)

Glendon Rusch	1.74
Trae McGill	2.00
Rowdy Hardy	2.34

Games

Robbie Morrison	102
Carlos Paredes	96
Jeff Smith	92

Games Started

Todd Thorn	58
Jake Chapman	52
Mario Santiago	51

Doubles

Raul Gonzalez	68
Brandon Berger	63
Byron Gettis	56

Triples

Donovan Delaney	15
Raul Gonzalez	14
Adrian Ortiz	14
Two players tied with	13

Home Runs

Brandon Berger	39
Michael Evans	35
Raul Gonzalez	31

Runs Batted In

Brandon Berger	194
Raul Gonzalez	155
Donovan Delaney	137

Walks

Brandon Berger	138
Michael Evans	137
Darren Fenster	135

Complete Games

Aaron Lineweaver	5
Todd Thorn	5
Several players each with	3

Shutouts

Phil Grundy	2
Aaron Lineweaver	2
Todd Thorn	2
Robert Toth	2

Saves

Jeff Smith	37
Mike James	28
Tyler Chambliss	26
Robbie Morrison	26

Innings Pitched

Todd Thorn	408.1
Jake Chapman	316.2
Zach McClellan	278.1

Hits

Todd Thorn	434
Jake Chapman	321
Mario Santiago	314

Strikeouts

Eric Nelson	269
Brandon Berger	258
Donovan Delaney	257

Stolen Bases

Derrick Robinson	132
Sergio Nunez	77
Brandon Berger	54

Walks

Carlos Paredes	121
Bart Evans	120
Matt Burch	119

Strikeouts

Todd Thorn	263
Jake Chapman	235
Mike Natale	232

**BLUE ROCKS' CAROLINA LEAGUE LEADERS****BATTING**

Category	Year	Total	Player
Batting Average	2010	.354	Eric Hosmer
	1995	.310	Mike Sweeney
Hits	2007	143	Jose Duarte
	2000	146	Mark Ellis
Doubles	2004	40	Mike Aviles
Triples	2008	14	Paulo Orlando
	1995	7	Donovan Delaney
Runs	2001	82	Marco Cunningham
Walks	2007	74	Brett Bigler
	2006	97	Jeff Corsaletti
	2001	95	Marco Cunningham
	1998	74	Emiliano Escandon
	1994	81	Larry Sutton
Intentional Walks	2010	6	Eric Hosmer
	2003	9	Trey Dyson Wil/Kin
	2000	4	Brian Shackelford
Hit by Pitch	2003	16	Justin Cowan
	2001	19	Marco Cunningham
	2000	17	Brandon Berger
	1999	18	Vic Radcliff
Strikeouts	2007	137	Miguel Vega
	2001	159	Donnie Ross
	1997	157	Gary Coffee
At-Bats	2009	522	Derrick Robinson
Stolen Bases	2009	69	Derrick Robinson
	2008	62	Derrick Robinson
	1996	44	Sergio Nunez
Slugging Percentage	1995	.548	Mike Sweeney
	1994	.542	Andy Stewart
	1994	.542	Larry Sutton
On-Base Percentage	2010	.429	Eric Hosmer
	2000	.404	Mark Ellis
Sacrifice Bunts	2012	18	Angel Franco
	2010	20	Adrian Ortiz
	2003	21	Andres Blanco
	2002	22	Norris Hopper
	2001	16	Eric Nelson
	1995	15	Anthony Medrano
	1994	20	Ramon Martinez
	1993	13	Darren Burton
Sacrifice Flies	2007	8	Mario Lison
	1994	9	Larry Sutton
	1993	9	Chad Strickland

PITCHING

Category	Year	Total	Player
Wins	2007	15	Rowdy Hardy
	2002	14	Danny Tamayo
	1998	13	Jake Chapman
	1998	13	Aaron Lineweaver
	1995	14	Glendon Rusch
Losses	2003	11	Chris Tierney
	2000	15	Jeremy Affeldt
Earned Run Average	2004	2.08	Trae McGill
	2003	2.41	Kyle Middleton
	2000	2.26	Corey Thurman
	1995	1.74	Glendon Rusch
	1994	2.65	Mike Bovee
Games Started	2009	27	Alex Caldera
Shutouts	1996	2	Phil Grundy
	1994	2	Robert Toth
Saves	2008	24	Tyler Chambliss
	2006	25	Mike James
	1996	25	Steve Prihoda
Strikeouts	2011	140	Justin Marks
	1994	171	Jim Pittsley
Hit Batters	2007	15	Rowdy Hardy
	2001	21	Matt Burch
	2000	15	Brian Sanches
Complete Games	2007	3	Rowdy Hardy
	2003	3	Zack Greinke

PITCHING

Category	Year	Total	Player
Caught Stealing %	2010	.420	Salvador Perez (C)
	2009	.430	Ryan Eigsti (C)
	1994	.549	Andy Stewart (C)
Fielding %	2010	.993	Salvador Perez (C)
	2008	.956	Josh Johnson (3B)
	2007	.997	Jose Duarte (OF)
	2007	.958	Mario Lisson (3B)
	2006	.993	Ian Bladergroen (1B)
	2006	.993	John Otness (C)
	2006	.996	Bryan Pritz (OF)
	1995	1.000	Glendon Rusch (P)
	1995	.993	Carlos Mendez (1B)

THE LAST TIME IT HAPPENED ...

Blue Rocks

Hitting

Five Hits, Game: Matt Fields, August 10, 2012 vs Salem
 Four Hits, Game: Juan Graterol, July 21, 2012, at Salem
 Hitting for the Cycle: Dee Brown, April 18, 1999 at Myrtle Beach
 Pitcher Hitting: Phil Grundy, April 18, 1996 vs. Salem

Home Runs

Leadoff Home Run: Whit Merrifield, September 3, 2011 vs. Frederick
 Inside-the-Park Home Run: Carlo Testa, August 28, 2011 at Salem
 Pinch-Hit Home Run: Kendrick Moore, September 6, 1998 at Pr. William
 Grand Slam: Brett Eibner, off Scott Copeland May 11, 2012 at Frederick
 Pinch-Hit Grand Slam: Jayson Layne, July 30, 1998 vs. Salem
 Two Home Runs, Game: Matt Fields off Manny Rivera on August 10, 2012 vs. Salem
 Three Home Runs, Game: Never
 Back-to-Back Home Runs: Chester Cuthbert and Matt Fields, July 7, 2012 vs. Myrtle Beach
 Back-to-Back-to-Back Home Runs: Never

Fielding

Triple Play: August 27, 1997 (Longueira to Escandon to Coffee) at Frederick

Base Running

Straight Steal of Home: Iggy Suarez, July 14, 2006 vs. Frederick
 Steal of Home: Whit Merrifield, September 1, 2011 vs. Myrtle Beach

Pitching

No-Hitter: Brian Sanches, May 2, 2000 vs. Lynchburg
 Combined No-Hitter: Jose Rosado (7 IP), Pat Flury (2 IP), April 15, 1995 vs. Winston-Salem
 One-Hitter: Never
 Combined One-Hitter (7 inn): John Lamb (6 IP), Barry Bowden (1 IP), July 15, 2010 vs. Frederick
 Combined One-Hitter (9 inn): Blake Johnson (6 IP), Rayner Oliveros (1 IP), David Humen (1 IP) Patrick Green (1 IP), June 21, 2007 vs. Frederick
 David Humen (1 IP), Patrick Green (1 IP), June 21, 2007 vs. Frederick
 Two-Hitter (7 inn): Aaron Lineweaver, May 10, 1998 vs. Winston-Salem
 Two-Hitter (9 inn): Phil Grundy, April 20, 1996 vs. Winston-Salem
 Combined Two-Hitter: Jason Adam (7IP), Robinson Yambati (1IP) July 19, 2012 at Myrtle Beach
 Complete-Game Shutout: Zach McClellan, August 26, 2003 at MB
 Complete-Game Shutout, 7 Innings: Devon Lowery, July 24, 2004 at Lynchburg (Game 1)
 Consecutive Shutouts, Team: June 7-10, 2009 vs. Lynchburg and Salem (4 games)
 10+ Strikeouts: Yordano Ventura, 10, on June 30, 2012 vs. Lynchburg
 Position Player Pitching: Adam Frost, on July 26, 2010 vs. Potomac

Opponents

Hitting

Five Hits, Game: Ozzie Lewis, May 2, 2010 vs. Winston-Salem
 Hitting for the Cycle: Mark DeRosa, May 2, 1997 vs. Durham

Home Runs

Leadoff Home Run: Jackie Bradley Jr, May 1, 2012 vs Salem
 Leadoff Home Run (first pitch of the game): Rob Mackowiak, June 16, 1999 vs. Lynchburg
 Inside-the-Park Home Run: Nick Cioli, August 2, 2011 at Winston-Salem
 Grand Slam: Steven Souza, September 2, 2012 vs Potomac
 Two Home Runs, Game: Aaron Baker, July 2, 2012 at Frederick
 Three Home Runs, Game: John Shelby III, May 3, 2008 at Winston-Salem
 Back-to-Back Home Runs: Jeremy Nowak and Steve Bumbry, August 20, 2012
 Back-to-Back-to-Back HR: Dustin Yount, Mario Delgado, Jeff Fiorentino, April 23, 2005 at Frederick
 Pinch-Hit HR: Cippy Garcia, August 10, 2005 at Winston-Salem

Base Running

Straight Steal of Home: Kory DeHaan, June 15, 1999 vs. Lynchburg
 Steal of Home: Victor Mercedes, July 13, 2004 vs. Lynchburg

Pitching

No-Hitter (7 inn): Levi Maxwell, June 19, 2009 vs. Winston-Salem
 Combined No-Hitter, 9 (inn) Nick Tepesch (7.1 IP) Jimmy Reyes (1.2 IP) vs. Myrtle Beach May 19, 2012
 (7 inn): Scott Randall (6 IP), Lariel Gonzalez (1 IP), April 10, 1997 at Salem
 One-Hitter (7 inn): Clayton Andrews (7 IP), May 22, 2003 vs. Potomac
 One-Hitter (9 inn.): Chorye Spooone (9 IP), September 6, 2007 at Frederick--Game Two of NDCS
 Combined One-Hitter (9 inn): Brandon Erbe (7 IP), Ryan Rodriguez (1 IP), Chad Thall (1 IP), June 11, 2008 at Frederick
 Combined One-Hitter (7 inn): Kyle Hendricks (7.1 IP), Joe Van Meter (1.2 IP), July 19, 2012 at Myrtle Beach
 Two-Hitter (9 inn): Shane Wallace, June 7, 2001 vs. Kinston
 Combined Two-Hitter (9 inn.): Justin Grimm (6IP), Colby Killian (1IP), Ryan Kelly (2IP), August 30, 2011 vs. Myrtle Beach
 Complete-Game Shutout (9 inn): Oliver Drake, June 27, 2011 at Frederick
 Complete-Game Shutout (7 inn): Levi Maxwell, June 19, 2009 vs. Winston-Salem
 Consecutive Shutouts, Team: September 2-3, 2012 vs Potomac
 10+ Strikeouts: Tyler Wilson, August 22, 2012 at Frederick

Fielding:

Triple-Play: September 4, 2002 vs. Lynchburg--Game One of NDCS, Ray Navarrete, Jose Castillo, Dan Meier. Batter: Justin Cowan



BLUE ROCKS SINGLE-GAME TEAM RECORDS

Most Runs Scored, 9 Innings: 20, April 19, 1999 at Myrtle Beach (20-3 W)
Most Runs Scored, Extra-Inn: 18, July 22, 1998 at Salem (18-17 W, 12 Innings)
Most Runs Allowed, 9 Innings: 16, Twice, Last occurred June 2, 2000 at Salem (16-5 L)
Most Runs Allowed, Extra-Inn: 17, July 22, 1998 at Salem (18-17 W, 12 Innings)
Most Runs (both teams), 9 Innings: 30, June 9, 2004 vs. Kinston (18-12 W)
Most Runs (both teams), Extra-Inn: 35, July 22, 1998 at Salem (18-17 W, 12 Innings)
Most Runs, Inning: 11, May 1, 1994 at Durham (17-6 W)
Most Runs Allowed, Inning: 11, September 9, 2004 at Potomac (14-6 L -- Game Two of Divisional Series)
Most Hits: 23, April 19, 1999 at Myrtle Beach (20-3 W)
Most Hits Allowed, 9 Innings: 23, August 30, 2005 at Salem (16-7 L)
Most Hits Allowed, Extra-Inn: 23, July 22, 1998 at Salem (18-17 W, 12 Innings)
Most Hits (both teams), 9 Innings: 35, Twice, Last occurred June 9, 2004 vs. Kinston (18-12 W)
Most Hits (both teams), Extra-Inn: 41, July 22, 1998 at Salem (18-17 W, 12 Innings)
Most Doubles: 7, Four times, Last occurred July 23, 1998 at Salem (7-5 W)
Most Triples: 3, Six times, Last occurred August 10, 2012 vs Salem (9-1 W)
Most Home Runs: 5, July 4, 2005 vs Salem (13-12 L, 14 Innings)
Most Home Runs Allowed: 6, April 23, 2005 at Frederick (9-8 L G1 DH)
Most Home Runs (both teams): 8, July 4, 2005 vs Salem (13-12 L)
Most Strikeouts (Batting), 9 Innings: 21, April 4, 2008 vs. Myrtle Beach
Most Strikeouts (Batting), Extra Inn: 19, July 19, 2011 at Myrtle Beach (6-4 L, 14 Innings)
Most Strikeouts (Pitching), 9 Innings: 18, September 5, 2001 vs. Frederick (13-0 W--Game Two of Divisional Series)

Most Strikeouts (Pitching), Extra Inn: 24, July 25, 1998 vs. Danville (3-2 W, 21 Innings)
Most Walks (Batting), 9 Innings: 17, June 4, 1998 at Salem (16-4 W)
Most Walks (Pitching), 9 Innings: 12, Twice, Last occurred June 11, 2012 vs. Salem (8-0 L)
Most Walks (Pitching), Extra Inn: 13, August 19, 1997 vs. Kinston (13-12 W, 11 Innings)
Most LOB: 19, Twice, Last occurred July 5, 1998 vs. Danville (3-2 W, 21 Innings)
Most Errors: 6, Twice, Last occurred April 7, 2000 vs. Frederick (9-1 L)
Most Errors by Opponent: 8, September 1, 1996 vs. Frederick (9-1 W)
Most Errors by Both Teams: 11, Twice, Last occurred June 10, 2000 vs. Myrtle Beach (11-10 W)
Most Double Plays Hit: 6, Once, Occurred April 11, 2008 at Lynchburg (2-0 W)
Most Double Plays Turned: 4, 21x, Last occurred September 2, 2012 vs. Potomac (4-0 L)
Largest Margin of Victory: 17, April 18, 1999 at Myrtle Beach (20-3 W)
Largest Margin of Defeat: 13, Four times, Last occurred July 2, 2011 at Potomac (14-1 L)
Largest Come-From-Behind Win: 9, August 18, 2005 at Winston-Salem
Largest Come-From-Behind Win by Opponent: 7 runs down, May 12, 2000 vs. Kinston (10-8 L)
****Longest Extra-Inning Game:** 21 Innings, July 5, 1998 vs. Danville (3-2 W)
Longest Time of Game, 9 Innings: 3:46, June 15, 1998 at Kinston (8-7 W)
****Longest Time of Game, Extra Inn:** 6:23, July 5, 1998 vs. Danville (3-2 W)
Shortest Time of Game, 7 Innings: 1:12, May 13, 1993 vs. Lynchburg (1-0 W)
Shortest Time of Game, 9 Innings: 1:32, September 6, 1998 at Prince William (6-2 L)
Largest Crowd, Home Game: 7,535, August 19, 2005 vs. Lynchburg
Largest Crowd, Away Game: 11,006, August 30, 1997 at Frederick

BLUE ROCKS SINGLE-GAME INDIVIDUAL RECORDS

Batting

Most At-Bats: 10, Pat Hallmark vs. Danville, July 5, 1998 (21 inn.)
Most Runs Scored: 4, 18 times, Last occurred Matt Fields vs. Salem, August 10, 2012
Most Hits: 5, 12 times, Last occurred Matt Fields vs. Salem, August 10, 2012
Most Doubles: 4, Darren Fenster vs. Potomac, May 5, 2004
Most Triples: 2, Eight times, Last occurred Adam Frost vs. Frederick, September 5, 2010
Most Home Runs: 2, 71 times by 58 players, Last occurred Matt Fields, vs. Salem, August 10, 2012
Most RBI: 7, Four times, Last occurred Johnny Giavotella at Kinston, April 13, 2009
Most Walks: 4, Nine times, Last occurred Jeff Corsaletti vs. Salem, July 4, 2006
Most Strikeouts: 5, Three Times, Last occurred Joey Lewis at Myrtle Beach, July 19, 2011
Most Stolen Bases: 4, Four Times, Last occurred Derrick Robinson vs. Salem, June 27, 2008

Pitching

Fewest Hits (Complete Game): 0, Brian Sanches vs. Lynchburg, May 2, 2000
Fewest Hits (Complete Game), 7 Inn: 2, Aaron Lineweaver vs. Winston-Salem, May 10, 1998
Most Strikeouts: 17, Glendon Rusch vs. Lynchburg, August 7, 1995
Most Home Runs Allowed: 5, Jarrett Gardner at Frederick, April 23, 2005

Blue Rocks Streaks

Winning Streak: 12, July 25 - August 7, 2009
Losing Streak: 10, Twice, Last occurred May 27-June 4, 2000
Home Winning Streak: 12, July 11-August 1, 1998
Home Losing Streak: 8, June 11-26, 1999
Road Winning Streak: 10, August 9 - 28 (Game One) 2009
Road Losing Streak: 11, July 1-18, 1999
Most Consecutive Shutout Wins: 4, June 7-10, 2009
Consecutive Scoreless Innings Pitched (Staff): 38, June 6 - 12
Longest Hitting Streak: 19, Corey Hart, July 30-Sept. 1, 2001 & Justin Cowan, June 29-July 26, 2002
Longest Winning Streak (Pitcher): 10, Carlos Paredes, June 15, 1998-August 24, 1999
Longest Hitless Innings Streak (Pitcher): 13.1, Orber Moreno April 20-May 14, 1998
Best Homestand: 6-0, Five times, May 27-June 2, 1996; May 27-June 2, 1999; July 30-August 5, 1999; April 25-30, 2003; July 27 - August 1, 2009
Best Road Trip: 5-0, July 26-31, 1994
Worst Homestand: 0-4, May 7-9, 1996; June 21-24, 2001; June 4-6, 2007
Worst Road Trip: 0-6, July 1-6, 1999; 0-5, July 22-26, 2005
Best Start to a Half: 7-0, April 6-14, 2001 (First Half)
Worst Start to a Half: 0-4, June 21-24, 2001 (Second Half)

FIVE-HIT GAMES IN BLUE ROCKS HISTORY

Player	Date	Opponent	Player	Date	Opponent
Matt Fields	August 10, 2012	vs. Salem	Johnny Damon	August 29, 1994	vs. Prince William
Nick Francis	June 11, 2011	at Winston-Salem	Ryan Long	July 10, 1994	vs. Prince William
Mario Lisson	April 12, 2007	at Kinston	Johnny Damon	May 6, 1994	at Salem
John Otness	August 15, 2006	at Frederick			
Donnie Murphy	April 29, 2004	at Potomac			
James Shanks	July 6, 2003	at Myrtle Beach			
Ruben Gotay	June 17, 2003	vs. Frederick			
Justin Gemoll	May 22, 2002	vs. Salem			
Mark Ellis	May 9, 2000	at Frederick			



BLUE ROCKS IN THE MAJOR LEAGUES

Player	Yrs. with WIL	Pos	Debut	Club	Dusty Hughes	2004	P	9/6/09	Royals
Jeremy Affeldt	2000	P	4/6/02	Royals	Kila Ka'aihue	2007	1B	9/4/08	Royals
Jeff Austin	1999	P	6/26/01	Royals	Jon Lieber	1993	P	5/15/94	Pirates
Mike Aviles	2004	SS	5/29/08	Royals	Ryan Long	1994	3B	7/16/97	Royals
Brian Bass	2003	P	4/1/08	Twins	Mendy Lopez	1995	3B	6/3/98	Royals
Jonah Bayliss	2004	P	6/21/05	Royals	David Lough	2009	P	9/1/12	Royals
Carlos Beltran	1997, 98, 00*	OF	9/14/98	Royals	Devon Lowery	2004	P	9/5/08	Royals
Brandon Berger	1998, 99, 00	DH	9/9/01	Royals	Jed Lowrie	2006	SS	4/16/08	Red Sox
Angel Berroa	2001	SS	9/18/01	Royals	Zach McClellan	2002, 03	P	4/16/07	Rockies
Brian Bevil	1993	P	6/17/96	Royals	Mike MacDougal	2000, 02	P	9/22/01	Royals
Jeff Bianchi	2008, 09	INF	7/13/12	Brewers	Alejandro Machado	2002	2B	9/2/05	Red Sox
Andres Blanco	2002, 03	SS	4/17/04	Royals	Mitch Maier	2004	OF	9/23/06	Royals
Jaime Bluma	1994	P	8/9/96	Royals	Felix Martinez	1994	SS	9/3/97	Royals
Michael Bowden	2006	P	8/30/08	Red Sox	Ramon Martinez	1994	2B	6/20/98	Royals
Michael Bovee	1994	P	9/13/97	Angels	Justin Masterson	2006	P	4/24/08	Red Sox
Ryan Braun	2004	P	9/2/06	Royals	Carlos Mendez	1995, 96	UT	5/22/03	Orioles
Juan Brito	1999, 00	C	5/3/02	Royals	Luis Mendoza	2005, 06	P	9/8/07	Rangers
Dee Brown	1998, 99	OF	9/14/98	Royals	Orber Moreno	1998, 01	P	5/25/99	Royals
Dusty Brown	2005	C/OF	6/23/09	Red Sox	Mike Moustakas	2009	INF	6/10/11	Royals
Clay Buchholz	2006	P	8/17/07	Red Sox	Scott Mullen	1997, 98	P	8/31/00	Royals
Ryan Bukvich	2000, 01	P	7/13/02	Royals	Donnie Murphy	2003, 04	2B	9/18/04	Royals
Melvin Bunch	1994	P	5/6/95	Royals	Rod Myers	1994	P	4/3/96	Cubs
Tim Byrdak	1995, 97	P	8/7/98	Royals	Roderick Myers	1994	OF	6/21/96	Royals
Enrique Calero	1998	P	4/2/03	Cardinals	Jake Odorizzi	2011	P	9/23/12	Royals
Lance Carter	1996, 98	P	9/15/99	Royals	Wes Obermueller	2001, 02	P	9/20/02	Royals
Tony Cogan	2000	P	4/2/01	Royals	Salvador Perez	2010	C	8/10/11	Royals
Louis Coleman	2009	RHP	4/21/11	Royals	Paul Phillips	1998, 03	C	9/9/04	Royals
Dan Cortes	2007	P	9/24/10	Mariners	Jim Pittsley	1994, 96	P	5/23/95	Royals
Shane Costa	2003, 04	OF	6/2/05	Royals	Alejandro Prieto	1997	OF	7/26/03	Twins
Aaron Crow	2010	RHP	3/31/11	Royals	Mark Quinn	1996, 97	SS	9/14/99	Royals
Johnny Damon	1994	OF	8/12/95	Royals	Ken Ray	1995	P	7/10/99	Royals
David DeJesus	2002	OF	9/2/03	Royals	Dan Reichert	1998	P	7/16/99	Royals
Joe Dillon	1999	3B	5/18/05	Marlins	Clint Robinson	2009	1B	6/8/12	Royals
Danny Duffy	2009, 10	LHP	5/18/11	Royals	Carlos Rosa	2006	P	6/14/08	Royals
Chad Durbin	1998	P	9/26/99	Royals	Jose Rosado	1995	P	6/12/96	Royals
Jarrod Dyson	2008, 10	OF	9/7/10	Royals	Glendon Rusch	1995	P	4/6/97	Royals
Chris Eddy	1993	P	4/26/95	A's	Jose Santiago	1997	P	7/7/97	Royals
Mark Ellis	2000	SS	4/9/02	A's	Chad Santos	2002	1B	7/16/06	Giants
Jacoby Ellsbury	2006	OF	6/30/07	Red Sox	Brian Sanches	2000	P	6/16/06	Phillies
Bart Evans	1994, 95, 97	P	6/16/98	Royals	Anibal Sanchez	2005	P	6/25/06	Marlins
Sal Fasano	1994, 95	C	4/3/96	Royals	Shawn Sedlacek	1999	P	6/18/02	Royals
Carlos Febles	1997	2B	9/14/98	Royals	Brian Shackelford	2000	P	6/26/05	Reds
Mike Fyhrie	1993	P	9/14/96	Mets	Steve Sisco	1994	2B	5/6/00	Braves
Chris George	1999	P	7/26/01	Royals	Will Smith	2010	P	5/23/12	Royals
Byron Gettis	2000, 01, 02	OF	5/27/04	Royals	Kyle Snyder	2000, 02	P	5/1/03	Royals
Johnny Giavotella	2009	INF	8/5/11	Royals	Andy Stewart	1993, 94	C	9/6/97	Royals
Justin Gilfillan	2000, 01	P	5/16/03	Royals	Mel Stocker	2003, 04	OF	9/1/07	Brewers
Jimmy Gobble	2001	P	8/3/03	Royals	Larry Sutton	1994	1B	8/17/97	Royals
Alexis Gomez	2000, 01	OF	6/16/02	Royals	Mike Sweeney	1995	C	9/18/95	Royals
Raul Gonzalez	1993, 94, 95	hF	5/25/00	Cubs	Everett Teaford	2008, 09	LHP	5/17/11	Royals
Ruben Gotay	2003	2B	8/3/04	Royals	Corey Thurman	1999, 00	P	4/5/02	Blue Jays
Zack Greinke	2002-03	P	5/22/04	Royals	Mike Tonis	2001	C	6/20/04	Royals
Shane Halter	1993	SS	4/6/97	Royals	Dilson Torres	1994	P	4/29/95	Royals
Ken Harvey	2000, 01	DH	9/18/01	Royals	Matt Treanor	1997	C	6/2/04	Marlins
Kelvin Herrera	2011	RHP	9/21/11	Royals	Michael Tucker	1993	OF	4/26/95	Royals
Run. Hernandez	2002	P	7/15/02	Royals	Matt Tupman	2004	C	5/18/08	Royals
Jeremy Hill	1999, 00, 01	P	9/7/02	Royals	Jorge Vazquez	2002, 03	P	8/13/04	Royals
Kevin Hodges	1993, 95, 96, 97	P	4/24/00	Mariners	Eduardo Villacis	2002, 03	P	5/1/04	Royals
Greg Holland	2008	P	8/2/10	Royals	Kris Wilson	1998, 99, 02*	P	7/28/00	Royals
Norris Hopper	2001, 02	OF	8/20/06	Reds	Blake Wood	2008	P	5/12/10	Royals
Eric Hosmer	2009, 10	INF	5/6/11	Royals	* - Indicates on Major League Rehab Assignment				
Tommy Hottovy	2005, 06	LHP	6/3/11	Red Sox					

* - Indicates on Major League Rehab Assignment

**BLUE ROCKS SINGLE-SEASON 100-HIT CLUB**

Name	Pos.	Year	Hits	Avg.	Name	Pos.	Year	Hits	Avg.
Chestor Cuthbert	3B	2012	114	.240	Norris Hopper	OF	2002	140	.272
Geulin Beltre	OF	2012	100	.243	Alejandro Machado	INF	2002	102	.314
Whit Merrifield	2B/OF	2011	125	.262	Tyodus Meadows	OF	2002	100	.295
Carlo Testa	OF	2011	106	.290	Marco Cunningham	OF	2001	141	.284
Adrian Ortiz	OF	2010	126	.289	Eric Nelson	INF	2001	114	.271
Eric Hosmer	1B	2010	115	.354	Brandon Berger	OF	2000	108	.285
Patrick Norris	OF	2010	108	.244	Henry Calderon	INF	2000	110	.263
Salvador Perez	C	2010	106	.290	Mark Ellis	INF	2000	146	.302
Clint Robinson	1B	2009	130	.298	Alexis Gomez	OF	2000	117	.254
Derrick Robinson	OF	2009	125	.239	Brandon Berger	OF	1999	132	.293
Mike Moustakas	3B	2009	123	.250	Joe Dillon	INF	1999	133	.264
Johnny Giavotella	2B	2009	123	.258	Vic Radcliff	OF	1999	104	.265
Jeff Bianchi	2B/SS	2008	101	.255	Dave Willis	1B	1999	115	.261
Chris McConnell	SS	2008	116	.252	Jose Cepeda	INF	1998	110	.281
Kurt Mertins	2B/3B	2008	120	.282	Kenderick Moore	OF	1998	105	.271
Derrick Robinson	OF	2008	122	.245	Brett Taft	SS	1998	104	.257
Jose Duarte	OF	2007	143	.290	Donovan Delaney	OF	1997	102	.235
Mario Lisson	3B	2007	132	.285	Carlos Febles	INF	1997	104	.237
Marc Maddox	2B	2007	105	.259	Donovan Delaney	OF	1996	105	.272
Brian McFall	OF	2007	116	.286	Sean McNally	3B	1996	118	.276
Miguel Vega	1B	2007	109	.233	Carlos Mendez	DH	1996	119	.293
Jeff Corsaletti	OF	2006	118	.264	Sergio Nunez	2B	1996	109	.271
John Otness	C	2006	113	.281	Alejandro Prieto	SS	1996	127	.284
Andrew Pinckney	3B	2006	110	.255	Matt Smith	1B	1996	112	.248
Brant Ust	OF	2005	116	.262	Mendy Lopez	3B	1995	116	.271
Scott White	1B	2005	106	.238	Anthony Medrano	SS	1995	131	.285
Zach Borowiak	2B	2005	103	.254	Carlos Mendez	1B	1995	108	.273
Shane Costa	OF	2004	139	.308	Sergio Nunez	2B	1995	109	.237
Mike Aviles	SS	2004	139	.300	Mike Sweeney	C	1995	103	.310
Donnie Murphy	2B	2004	123	.254	Johnny Damon	OF	1994	149	.316
Damaso Espino	INF	2004	120	.255	Raul Gonzalez	OF	1994	108	.261
Bernard Stephens	OF	2004	107	.274	Ryan Long	3B	1994	130	.263
Justin Cowan	OF	2003	120	.274	Felix Martinez	SS	1994	107	.268
John Draper	OF	2003	103	.234	Rod Myers	OF	1994	120	.263
Trey Dyson	OF	2003	126	.275	Andy Stewart	DH	1994	114	.317
Ruben Gotay	2B	2003	131	.261	Larry Sutton	1B	1994	147	.306
Chris Fallon	1B	2003	128	.272	Darren Burton	OF	1993	152	.277
James Shanks	OF	2003	104	.301	Raul Gonzalez	OF	1993	124	.269
Justin Gemoll	INF	2002	104	.310	Andy Stewart	1B	1993	100	.277
Byron Gettis	OF	2002	127	.283	Chad Strickland	C	1993	102	.249
					Hugh Walker	OF	1993	116	.258



BLUE ROCKS SINGLE-SEASON 10-WIN CLUB

Name	Year	Record	ERA	G/GS	Name	Year	Record	ERA	G/GS
Tim Melville	2011	11-10	4.32	29/25	Chad Durbin	1998	10-7	2.93	26/26
Eduardo Paulino	2009	10-6	3.63	26/22	Aaron Lineweaver	1998	13-5	2.79	26/26
Aaron Hartsock	2008	12-5	3.46	42/0	Eric Anderson	1996	12-5	3.69	27/26
Rowdy Hardy*	2007	15-5	2.48	26/22	Dustin Brixey	1996	10-5	3.44	34/12
Julio Pimentel	2007	12-4	2.65	27/22	Tim Byrdak*	1995	11-5	2.16	27/26
Zack Greinke	2003	11-1	1.14	14/14	Jose Rosado*	1995	10-7	3.13	25/25
Kyle Middleton	2003	11-8	2.41	27/27	Glendon Rusch*	1995	14-6	1.74	26/26
Ryan Douglass	2002	11-6	3.22	27/19	Mike Bovee	1994	13-4	2.65	28/26
Ian Ferguson	2002	12-1	2.39	17/17	Bart Evans	1994	10-3	2.98	26/26
Danny Tamayo	2002	14-4	2.77	23/20	Jim Pittsley	1994	11-5	3.17	27/27
Matt Burch	2001	11-10	3.70	28/22	Kris Ralston	1994	10-4	2.39	20/18
Ian Ferguson	2001	10-3	3.83	18/18	John Gross	1993	11-10	3.60	28/28
Jimmy Gobble*	2001	10-6	2.55	27/27	Brian Harrison	1993	13-6	3.28	26/26
Corey Thurman	2000	10-5	2.26	19/19					
Jake Chapman*	1998	13-9	3.27	27/26					

* - Left-handed pitcher

BLUE ROCKS SINGLE-SEASON 10-HOME RUN CLUB

Name	Pos.	Year	HR	RBI	Name	Pos.	Year	HR	RBI
Matt Fields	1B	2012	17	41	Dee Brown*	OF	1999	13	46
Brett Eibner	CF	2012	15	53	Joe Dillon	3B	1999	16	90
John Whittleman*	INF	2011	20	68	Dave Willis	1B	1999	16	72
Nick Francis	OF	2010	13	61	Dee Brown*	OF	1998	10	58
Mike Moustakas*	3B	2009	16	86	Jason Layne*	1B	1998	10	71
Clint Robinson*	1B	2009	13	57	Carlos Beltran#	OF	1997	11	46
Jeff Bianchi	2B/SS	2008	10	61	Gary Coffee	1B	1997	11	56
Cody Strait	OF	2008	13	35	Michael Evans*	DH	1997	17	55
Brian McFall	OF	2007	13	72	Sean McNally	3B	1997	17	68
Jeff Corsaletti*	OF	2006	11	60	Mark Quinn	OF	1997	16	71
Andrew Pinckney	3B	2006	10	47	Juan Rocha	OF	1997	10	42
Jeff Ontiveros	C	2005	13	48	Ramy Brooks	C	1996	15	66
Chad Spann	3B	2005	13	48	Michael Evans*	DH	1996	10	40
Brant Ust	OF	2005	13	71	Keifer Rackley*	OF	1996	10	47
Scott White	3B	2005	13	60	Al Shirley	OF	1996	17	47
Zach Borowiak	2B	2005	13	59	Raul Gonzalez	OF	1995	11	49
Donnie Murphy	2B	2004	10	73	Mike Sweeney	C	1995	18	53
Trey Dyson*	OF	2003	14	72	Ryan Long	3B	1994	11	68
Chris Fallon*	1B	2003	11	79	Rod Myers*	OF	1994	12	65
Tyodus Meadows	OF	2002	11	55	Andy Stewart	DH	1994	17	66
Donnie Ross*	1B	2001	13	59	Larry Sutton*	1B	1994	26	94
Brandon Berger	OF	2000	15	71	Darren Burton#	OF	1993	10	45
Brian Shackelford	OF	2000	11	63	Raul Gonzalez	OF	1993	11	55
Brandon Berger	OF	1999	16	73	Hugh Walker*	OF	1993	21	71

* - Left-Handed Hitter; # - Switch Hitter

FRAWLEY STADIUM ATTENDANCE RECORDS

YEAR-BY-YEAR

Year	Dates	Attendance	Average
1993	65	332,132 (2nd)	5,110
1994	64	335,024 (2nd)	5,235
1995	65	358,766 (2nd)	5,519
1996	69	335,309 (2nd)	4,860
1997	67	326,201 (2nd)	4,869
1998	67	320,540 (1st)	4,784
1999	70	321,143 (1st)	4,588
2000	66	324,019 (1st)	4,909
2001	67	336,074 (1st)	5,016
2002	69	331,545 (1st)	4,805
2003	64	315,134 (1st)	4,924
2004	66	320,788 (1st)	4,860
2005	67	322,287 (1st)	4,810
2006	69	312,258 (1st)	4,525
2007	67	306,430 (1st)	4,574
2008	69	312,375 (1st)	4,527
2009	61	288,094 (2nd)	4,723
2010	65	296,041 (2nd)	4,554
2011	64	288,738 (3rd)	4,512
2012	68	287,992 (3rd)	4,235
Totals	1,204	5,794,058	4,797

TOP TEN CROWDS AT FRAWLEY STADIUM

Rank	Crowd	Date	Opponent
1	7,535	August 19, 2005	Lynchburg**
2	7,514	July 15, 2011	Frederick
3	7,498	April 26, 2002	Winston-Salem *
4	7,464	July 3, 2001	Winston-Salem
5	7,444	July 13, 2012	Potomac
6	7,424	August 29, 2003	Potomac
7	7,369	June 18, 2010	Winston-Salem
8	7,368	June 13, 2008	Winston-Salem
9	7,359	July 14, 2003	Lynchburg
10	7,269	April 1, 2001	Royals Exhibition

* - Cal Ripken Night; ** - ESPN's 50-50

OPENING DAY CROWDS

Year	Date	Opponent	Result	Attendance
1993	April 17	Winston-Salem	6-5 Win	5,288 (16)
1994	April 7	Lynchburg	6-3 Loss	6,191 (6)
1995	April 14	Winston-Salem	3-2 Win	5,566 (14)
1996	April 12	Lynchburg	4-3 Win	5,703 (12)
1997	April 4	Frederick	3-2 Win	5,790 (11)
1998	April 10	Frederick	2-1 Win	4,511 (18)
1999	April 12	Winston-Salem	7-1 Win	4,149 (19)
2000	April 6	Frederick	9-7 Win	4,778 (17)
2001	April 6	Lynchburg	6-5 Win	5,892 (9)
2002	April 5	Myrtle Beach	6-3 Win	5,693 (13)
2003	April 4	Myrtle Beach	3-1 Win	6,353 (5)
2004	April 16	Salem	5-4 Loss	6,919 (3)
2005	April 15	Salem	6-2 Win	6,905 (4)
2006	April 14	Salem	6-5 Loss	5,958 (8)
2007	April 13	Salem	5-3 Win	5,529 (15)
2008	April 4	Myrtle Beach	2-0 Loss	5,827 (10)
2009	April 17	Lynchburg	4-3 Loss	6,115 (7)
2010	April 16	Potomac	7-3 Loss	7,142 (2)
2011	April 15	Potomac	5-4 Win	7,154 (1)
2012	April 13	Frederick	4-3 Win	7,258 (2)





BLUE ROCKS OPENING DAY LINEUPS - LAST 15 YEARS

Apr. 10, 1998 vs. Frederick

1.	Kenderick Moore	2B
2.	Dee Brown	LF
3.	Carlos Beltran	CF
4.	Gary Coffee	1B
5.	Jason Layne	DH
6.	Brandon Berger	RF
7.	Jose Amado	3B
8.	Pat Hallmark	C
9.	Brett Taft	SS
	Scott Mullen	P

Apr. 4, 2003 vs. Myrtle Beach

1.	James Shanks	CF
2.	Darren Fenster	3B
3.	Ruben Gotay	2B
4.	Scott Walter	C
5.	Chris Fallon	1B
6.	John Draper	RF
7.	Derrick Lytle	LF
8.	Luis Cotto	DH
9.	Andres Blanco	SS
	Zack Greinke	P

Apr. 4, 2008 vs. Myrtle Beach

1.	Derrick Robinson	CF
2.	Chris McConnell	SS
3.	Jeff Bianchi	2B
4.	David Wood	1B
5.	Anthony Seratelli	DH
6.	Joe Dickerson	RF
7.	Kurt Mertins	3B
8.	Jeff Howell	C
9.	Jarrod Dyson	LF
	Blake Wood	P

Apr. 8, 1999 at Salem

1.	Steve Medrano	SS
2.	Jose Cepeda	2B
3.	Dee Brown	LF
4.	Dave Willis	1B
5.	Brandon Berger	DH
6.	Joe Dillon	3B
7.	Rafael Torres	RF
8.	Jeremy Hill	C
9.	Vic Radcliff	CF
	Aaron Lineweaver	P

Apr. 8, 2004 at Myrtle Beach

1.	Bernard Stephens	RF
2.	Damaso Espino	3B
3.	Donnie Murphy	2B
4.	Shane Costa	CF
5.	Mike Aviles	SS
6.	Chris Fallon	1B
7.	Tim Frend	LF
8.	Matt Tupman	C
9.	David Jensen	DH
	Devon Lowery	P

Apr. 9, 2009 at Myrtle Beach

1.	Derrick Robinson	CF
2.	Johnny Giavotella	2B
3.	Mike Moustakas	3B
4.	Jeff Bianchi	SS
5.	David Lough	RF
6.	Paulo Orlando	LF
7.	Clint Robinson	1B
8.	Ryan Eigsti	C
9.	Adrian Ortiz	DH
	Alex Caldera	P

Apr. 6, 2000 vs. Frederick

1.	Eric Nelson	2B
2.	Mark Ellis	SS
3.	Ken Harvey	1B
4.	Brian Shackelford	DH
5.	Henry Calderon	SS
6.	Jose Taveras	RF
7.	Jeremy Hill	C
8.	Byron Gettis	LF
9.	Alexis Gomez	CF
	Brian Sanches	P

Apr. 8, 2005 vs. Myrtle Beach

1.	Iggy Suarez	SS
2.	Mickey Hall	LF
3.	Chad Spann	3B
4.	Scott White	DH
5.	Ian Bladergoen	1B
6.	Dusty Brown	C
7.	Bryan Goetz	RF
8.	Dirimo Chavez	2B
9.	Greg Stone	CF
	Juan Cedenio	P

Apr. 8, 2010 at Myrtle Beach

1.	Patrick Norris	CF
2.	Adrian Ortiz	RF
3.	Alex Gordon	3B
4.	Eric Hosmer	1B
5.	Jamie Romak	LF
6.	Jason Taylor	DH
7.	Ryan Wood	SS
8.	Salvador Perez	C
9.	Fernando Garcia	2B
	Mike Montgomery	P

Apr. 6, 2001 vs. Lynchburg

1.	Angel Berroa	SS
2.	Marco Cunningham	RF
3.	Ken Harvey	1B
4.	Donnie Ross	DH
5.	Wilkins Mercado	3B
6.	Mike Tonis	C
7.	Alexis Gomez	CF
8.	Norris Hopper	LF
9.	Willy Ruiz	2B
	Matt Burch	P

Apr. 6, 2006 at Myrtle Beach

1.	Jacoby Ellsbury	CF
2.	Jeff Corsaletti	LF
3.	Jed Lowrie	SS
4.	Andrew Pinckney	3B
5.	John Otness	C
6.	Ian Bladergoen	1B
7.	Scott White	DH
8.	Mikey Hall	RF
9.	Dominic Ramos	2B
	Luis Mendoza	P

Apr. 8, 2011 at Myrtle Beach

1.	Whit Merrifield	LF
2.	Alex McClure	SS
3.	Rey Navarro	2B
4.	Nick Francis	RF
5.	John Whittleman	1B
6.	Tim Ferguson	CF
7.	Juan Graterol	C
8.	Joey Lewis	DH
9.	Deivy Batista	3B
	Tim Melville	P

Apr. 5, 2002 vs. Myrtle Beach

1.	Norris Hopper	LF
2.	Alejandro Machado	SS
3.	Byron Gettis	RF
4.	Tyodus Meadows	DH
5.	Scott Walter	C
6.	David DeJesus	CF
7.	Willy Ruiz	3B
8.	Chad Santos	1B
9.	Darren Fenster	2B
	Ian Ferguson	P

Apr. 6, 2007 at Myrtle Beach

1.	Jose Duarte	CF
2.	Josh Johnson	2B
3.	Mario Lisson	3B
4.	Miguel Vega	1B
5.	Brian McFall	RF
6.	Kiel Thibault	C
7.	Brett Bigler	LF
8.	Valentino Arce	SS
9.	Ethien Santana	DH
	Carlos Rosa	P

Apr. 6, 2012 at Myrtle Beach

1.	Whit Merrifield	CF
2.	Alex McClure	SS
3.	Cheslor Cuthbert	3B
4.	Brian Fletcher	1B
5.	Roman Hernandez	LF
6.	Geulin Beltre	RF
7.	Kevin David	C
8.	Jake Kuebler	DH
9.	Angel Franco	2B
	Tyler Sample	P



BLUE ROCKS POSTSEASON HISTORY

1993 NORTHERN DIVISION SERIES

Game 1: Sunday, Sept. 5 at Frederick

WIL	601 220 000	11	14	0
FRE	000 000 000	0	6	2

WP: Toth **LP:** Eshelman **ATT:** 3,044

Andy Stewart drives in three runs and Robert Toth tosses a CG six-hitter with seven strikeouts.

Game 2: Monday, Sept. 6 at Wilmington

FRE	000 000 000	0	7	3
WIL	000 102 00x	3	7	0

WP: Harrison **LP:** Klingenberg **ATT:** 3,076

Brian Harrison tosses seven-hit complete-game shutout and Wilmington sweeps series, 2-0.

1993 CHAMPIONSHIP SERIES

Game 1: Wednesday, Sept. 8 at Wilmington

W-S	020 000 120 0	5	12	2
WIL	000 301 010 1	6	14	2

WP: Bladow **LP:** Cullop **ATT:** 2,821

Gary Caraballo delivers game-winning RBI single in 10th innng, giving the Blue Rocks a 1-0 lead in series.

Game 2: Thursday, Sept. 9 at Wilmington

W-S	003 100 010	5	10	0
WIL	011 000 000	2	6	0

WP: Sutko **LP:** Gross **ATT:** 3,054

Former major leaguer Glenn Sutko earns the win for Winston-Salem, tying the series at 1-1.

Game 3: Friday, Sept. 10 at Winston-Salem

WIL	000 010 001	2	5	3
W-S	101 210 00x	5	7	0

WP: Stewart **LP:** Toth **ATT:** n/a

Blue Rocks errors lead to two unearned runs and Winston-Salem takes a 2-1 lead in the series.

Game 4: Saturday, Sept. 11 at Winston-Salem

WIL	000 200 110 00	4	12	2
W-S	101 100 001 01	5	10	3

WP: Cullop **LP:** Eddy **ATT:** n/a

Tim Belk smacks a solo HR with two outs in the ninth inning and Ricky Gonzalez delivers game-winning hit in the 11th inning.

1994 CHAMPIONSHIP SERIES

Game 1: Thursday, Sept. 8 at Winston-Salem

WIL	001 010 110 1	5	10	1
W-S	001 002 001 0	4	7	2

WP: Bluma **LP:** Pickett **ATT:** 1,697

Ryan Long crushes game-winning home run in the 10th inning.

Game 2: Friday, Sept. 9 at Winston-Salem

WIL	006 000 111	9	14	1
W-S	001 003 002	6	9	2

WP: Ralston **LP:** Nix **ATT:** n/a

Ramon Martinez and Andy Stewart both smack doubles and drive in two runs each in the Blue Rocks' victory.

Game 3: Saturday, Sept. 10 at Wilmington

W-S	001 100 100	3	12	1
WIL	110 030 11x	7	12	0

WP: Pittsley **LP:** Brunson **ATT:** 7,087

Lance Jennings hits two home runs, drives in four runs and is named series MVP as Blue Rocks win Carolina League crown.

1995 NORTHERN DIVISION SERIES

Game 1: Sunday, Sept. 3 at Wilmington

PW	000 010 000 00	1	8	2
WIL	100 000 000 01	2	6	0

WP: Anderson **LP:** Cruz **ATT:** 4,897

Carlos Mendez drives in winning run with a sacrifice fly in the 11th inning to give Wilmington a Game One victory.

Game 2: Monday, Sept. 4 at Prince William

WIL	014 202 000	9	10	1
PW	002 012 000	5	7	1

WP: Byrdak **LP:** Pratt **ATT:** 1,077

Anthony Medrano and Mendy Lopez each drive in two runs as Wilmington advances to CL Championship Series.

1995 CHAMPIONSHIP SERIES

Game 1: Wednesday, Sept. 6 at Wilmington

KIN	000 200 000	2	7	1
WIL	000 000 100	2	8	1

WP: Sexton **LP:** Grundy **ATT:** 3,604

Phil Grundy goes eight innings and fans 10, but Richie Sexson hits a two-run home run to lead Tribe.

Game 2: Thursday, Sept. 7 at Wilmington

KIN	000 132 000	6	9	1
WIL	000 000 100	1	7	1

WP: Vaught **LP:** Rosado **ATT:** 4,090

Richie Sexson smacks a double and drives in three runs to lead Kinston to a 2-0 series lead.

Game 3: Friday, Sept. 8 at Kinston

WIL	000 000 000	0	1	0
KIN	020 001 10x	4	10	0

WP: DeLaMaza **LP:** Rusch **ATT:** 2,026

Roland DeLaMaza tosses eight innings of one-hit shutout baseball and Kinston completes sweep.

1996 CHAMPIONSHIP SERIES

Game 1: Sunday, Sept. 8 at Wilmington

KIN	002 000 000	2	6	2
WIL	100 021 00x	4	2	1

WP: Grundy **LP:** Warrecker **ATT:** 2,944

Steve Prihoda works two scoreless innings of relief for Rocks in Game One victory.

Game 2: Monday, Sept. 9 at Wilmington

KIN	011 000 000	2	4	1
WIL	002 012 00x	5	9	1

WP: Anderson **LP:** Harvey **ATT:** 1,969

Keifer Rackley knocks in two with a double and Eric Anderson earns the win as Wilmington takes a 2-0 lead.

Game 3: Tuesday, Sept. 10 at Wilmington

WIL	100 000 000	1	6	1
KIN	000 000 002	2	3	1

WP: Mesa **LP:** Priboda **ATT:** 2,426

David Miller hits homer in ninth for Kinston. Game played in Wilmington due to Hurricane Fran.

Game 4: Wednesday, Sept. 11 at Wilmington

WIL	100 020 001 02	6	12	2
KIN	000 030 001 00	4	11	1

WP: Prihoda **LP:** Dougherty **ATT:** 2,069

Matt Smith drills two-run homer in the 11th inning, leading Wilmington to series-clinching win. Game Four was played in Wilmington due to Hurricane Fran.

1998 CHAMPIONSHIP SERIES

Game 1: Monday, Sept. 7 at Winston-Salem

WIL	100 014 001	7	10	0
W-S	100 002 200	5	9	1

WP: Durbin **LP:** Myette **ATT:** 1,017

Brett Taft clubs a home run and drives in three while Jason Layne collects two hits to lead Wilmington.

Game 2: Tuesday, Sept. 8 at Winston-Salem

WIL	000 000 000	0	4	0
W-S	000 000 01x	1	4	1

WP: Whitley **LP:** Thorn **ATT:** 869

Liu Rodruguez drives in only run of the game off Todd Thorn in the eighth inning.

Game 3: Wednesday, Sept. 9 at Wilmington

W-S	100 000 010	2	9	1
WIL	000 110 01x	3	5	2

WP: Baird **LP:** Chantres **ATT:** 2,104

Paul Phillips goes 2-for-3 with a triple and RBI to lead Wilmington to the win.

Game 4: Wednesday, Sept. 11 at Wilmington

W-S	000 001 100	2	6	1
WIL	101 000 001	3	12	0

WP: Calero **LP:** Iglesias **ATT:** 1,971

Blue Rocks capture third CL title in six seasons with a Game Four win. Paul Phillips is named MVP.



BLUE ROCKS POSTSEASON HISTORY

1999 CHAMPIONSHIP SERIES

Game 1: Thursday, Sept. 9 at Wilmington

MB	000 000 000	0	4	0
WIL	010 000 00x	1	6	0

WP: George **LP:** Lee **ATT:** 2,145

Joe Dillon's home run in the second inning is the difference in Wilmington's win over Myrtle Beach. Chris George throws six scoreless innings.

Game 2: Friday, Sept. 10 at Wilmington

MB	100 100 000	2	8	0
WIL	010 000 000	1	3	0

WP: Sobkowiak **LP:** Thorn **ATT:** 2,405

Rafael Furcal collects three hits and a stolen base and Scott Sobkowiak allows one ER over seven innings.

Game 3: Sunday, Sept. 12 at Myrtle Beach

WIL	000 000 000	0	3	1
MB	002 011 20x	6	10	0

WP: Rivera **LP:** Guerrero **ATT:** 3,277

Luis Rivera fans 11 Blue Rocks over six innings and Marcus Giles goes 2-for-4 with two RBI for Pelicans.

Game 4: Monday, Sept. 13 at Myrtle Beach

WIL	000 000 313	7	7	2
MB	000 001 002	3	4	0

WP: Thurman **LP:** Corey **ATT:** 2,642

Joe Caruso smacks a three-run home in the seventh while Corey Thurman allows one run over 7 innings.

2001 NORTHERN DIVISION SERIES

Game 1: Monday, Sept. 3 at Wilmington

FRE	010 001 000	2	9	3
WIL	100 201 00x	4	5	0

WP: Guerrero **LP:** Figueroa **ATT:** 1,860

Junior Guerrero allows two earned runs over five-plus innings to earn a win. Donnie Ross smacks a home run.

Game 2: Wednesday, Sept. 5 at Wilmington

FRE	000 000 000	0	4	2
WIL	000 022 36x	13	9	0

WP: Gobble **LP:** Bedard **ATT:** 1,025

Jimmy Gobble records 15 strikeouts and Wilmington completes sweep of Frederick.

2001 CHAMPIONSHIP SERIES

Game 1: Thursday, Sept. 6 at Wilmington

SAL	011 000 030	5	10	0
WIL	001 200 000	3	6	3

WP: Brantley **LP:** Lamber **ATT:** 1,320

Brian Brantley tosses 5.2 innings of scoreless relief to secure win. Dan Phillips goes 3-for-5 with two doubles.

Game 2: Friday, Sept. 7 at Wilmington

SAL	001 010 000	2	4	0
WIL	000 030 00x	3	6	1

WP: Burch **LP:** Matcuk **ATT:** 1,763

Jeremy Dodson crushes three-run home run in the fifth inning and Matt Burch allows one run over 5.1 innings.

Game 3: Saturday, Sept. 8 at Salem

WIL	000 000 000	0	4	0
SAL	000 212 00x	5	7	1

WP: Cook **LP:** Guerrero **ATT:** 6,269

Aaron Cook tosses four-hit complete-game shutout for Salem. Chris Moore smacks a double and a home run.

Game 4: Sunday, Sept. 9 at Salem

WIL	101 000 110	4	6	0
SAL	010 000 000	1	4	1

WP: Ferguson **LP:** Vance **ATT:** 4,267

Eric Nelson hits a home run in the first inning and Ian Ferguson earns the win to force a decisive Game Five.

Game 5: Monday, Sept. 10 at Salem

WIL	011 002 000	4	3	0
SAL	021 002 01x	6	8	0

WP: Price **LP:** Gobble **ATT:** 3,556

John Lindsey hits two home runs and is named series MVP as Salem wins the Mills Cup Championship.

2002 NORTHERN DIVISION SERIES

Game 1: Wednesday, Sept. 4 at Wilmington

LYN	100 000 011	3	13	4
WIL	104 004 00x	9	11	0

WP: Wilkerson **LP:** Burnett **ATT:** 1,175

Justin Cowan and Scott Walter each homer in series opener. Cowan hits into a triple play in sixth inning.

Game 2: Thursday, Sept. 5 at Wilmington

LYN	100 001 020	4	7	0
WIL	000 000 000	0	3	1

WP: Jacobsen **LP:** Tamayo **ATT:** 3,142

Landon Jacobsen and D.J. Carrasco combine on a three-hit shutout. Chris Duffy scores three runs in the win.

Game 3: Friday, Sept. 6 at Wilmington

LYN	100 300 000	4	11	1
WIL	300 000 000	3	8	0

WP: Higgins **LP:** Wrightsman **ATT:** 1,511

Marco Cunningham and Byron Gettis hit back-to-back home runs, but Matt Heath's three-run blast is the difference for the Hillcats.

2003 NORTHERN DIVISION SERIES

Game 1: Wednesday, Sept. 3 at Wilmington

LYN	110 013 010	7	8	1
WIL	010 100 400	6	11	2

WP: Higgins **LP:** McCall **ATT:** 1,146

Yurendell DeCaster's sacrifice fly in the eighth inning scores Ryan Doumit, breaking a 6-6 tie to give Lynchburg a one-run win.

Game 2: Thursday, Sept. 4 at Lynchburg

WIL	000 000 003	3	3	1
LYN	020 001 01x	4	12	0

WP: Borner **LP:** Middleton **ATT:** 792

Hillcat starter Brady Borner pitches a no-hitter for 8.1 innings. The Rocks rally in the ninth by scoring three runs, including a two-out, two-run home run by Chris Fallon. But, the Blue Rocks were swept for the first time in the NDCS in team history.

2004 NORTHERN DIVISION SERIES

Game 1: Wednesday, Sept. 8 at Wilmington

POT	000 100 000	1	6	1
WIL	100 002 00x	3	6	1

WP: Hughes **LP:** Pauly **ATT:** 1,329

Mike Aviles hits a two-run home run with two outs in the sixth inning to lead the Blue Rocks' offense in the series opener.

Game 2: Thursday, Sept. 9 at Potomac

WIL	020 220 000	6	12	1
POT	12(11) 000 00x	14	18	1

WP: Valdez **LP:** Kaanoi **ATT:** 817

Potomac explodes for 11 runs in the third inning off Blue Rocks starter Jason Kaanoi and reliever John Gregg.

Game 3: Friday, Sept. 10 at Potomac

POT	010 300 000	4	8	0
WIL	000 000 000	0	3	0

WP: Lowery **LP:** Arambales **ATT:** 849

Mike Aviles and Donnie Murphy both hit a home run and Devon Lowery combines with Nate Hoelscher and Ryan Braun on a three-hitter.

BLUE ROCKS POSTSEASON HISTORY

2004 CHAMPIONSHIP SERIES

Game 1: Saturday, Sept. 11 at Kinston

WIL	000 001 021	4	11	0
KIN	000 000 000	0	4	1

WP: Stodolka **LP:** Pesco **ATT:** 412

Mike Stodolka, Steve Bray and Barry Armitage hold Kinston to just four hits en route to the shutout win in the series opener.

Game 2: Sunday, Sept. 12 at Kinston

WIL	040 130 101	10	13	0
KIN	100 000 000	1	4	2

WP: Bayliss **LP:** Ramsey **ATT:** 452

Damaso Espino hit the first-ever postseason grand slam in Blue Rocks history in the second inning and Shane Costa adds a two-run home run in the fifth inning. Jonah Bayliss goes seven innings for the victory.

Game 3: Monday, Sept. 13 at Wilmington

KIN	011 000 001	3	8	0
WIL	000 100 000	1	6	1

WP: Slocum **LP:** Hughes **ATT:** 1,337

Kinston's Brian Slocum posts a stellar outing, retiring 10 of first 11 batters he faces to earn win in Game Three.

Game 4: Tuesday, Sept. 14 at Wilmington

KIN	100 200 010	4	10	1
WIL	000 000 000	0	7	3

WP: Miller **LP:** Kaanoi **ATT:** 1,046

Adam Miller, Juan Lara and Landon Stockman combine to shut out the Blue Rocks (6th such occurrence in team history).

Game 5: Wednesday, Sept. 15 at Wilmington

KIN	100 020 000	3	4	0
WIL	000 100 000	1	4	3

WP: Martin **LP:** Lowery **ATT:** 1,032

Kinston's J.D. Martin puts forth a spectacular showing, carrying a no-hitter into the fourth inning while retiring 17 of the final 20 batters to lead the Indians to the Mills Cup Championship.

2006 NORTHERN DIVISION SERIES

Game 1: Wednesday, Sept. 6 at Frederick

WIL	020 100 000	3	10	0
FRE	000 100 000	1	3	3

WP: Buchholz **LP:** Ramirez **ATT:** 2,037

Starter Clay Buchholz ties a pair of career-high marks with six innings pitched and 10 strikeouts, allowing just one run on three hits for the win. Bubba Bell goes 2-for-4 with a home run and two RBIs. Closer Mike James hurls a scoreless and hitless ninth for the save.

Game 2: Thursday, Sept. 7 at Wilmington

FRE	000 101 000	2	1	0
WIL	100 000 000	1	5	2

WP: Anderson **LP:** Bowden **ATT:** 1,667

Craig Anderson & Rommie Lewis combine on a five-hit-ter. Frederick breaks up a 1-1 tie without a hit in the sixth. Pete Maestrales drew a lead-off walk and moved up a Paco Figueroa sac bunt. Mario Delgado reached & Maestrales scored on an Iggy Suarez error.

Game 3: Friday, Sept. 8 at Wilmington

FRE	012 400 002	9	15	2
WIL	001 000 003	4	7	4

WP: Hart **LP:** Rozier **ATT:** 986

Wilmington loses starting pitcher Michael Rozier in the third inning when he is hit in the back of the head on a line drive by Mario Delgado. Wilmington's bullpen allows six unearned runs thereafter. Nolan Reimold and Vito Chiaravallotti homer for Frederick.

2007 NORTHERN DIVISION SERIES

Game 1: Wednesday, Sept. 5 at Wilmington

FRE	013 003 110	9	17	0
WIL	020 000 000	2	8	1

WP: Bergensen **LP:** Hardy **ATT:** 1,238

Carolina League Pitcher of the Year Rowdy Hardy was harassed for his worst outing of the season, yielding seven runs (five earned) over 5.2 innings, as the Rocks absorbed their second-most lopsided playoff loss in franchise history. Mario Lisson and Miguel Vega each had two of Wilmington's eight base hits on the night.

Game 2: Thursday, Sept. 6 at Frederick

WIL	000 000 001	1	1	1
FRE	000 200 100	3	7	1

WP: Spooner **LP:** Pimentel **ATT:** 1,726

Frederick starter Chorye Spooner dominated the Blue Rocks, striking out nine and walking none while hurling his fourth complete game of the season. His shut-out and no-hit bids were simultaneously smashed when Jose Duarte drilled a two-out, ninth-inning home run to center field that just cleared the wall. The only other baserunner Wilmington had on its last evening of the 2007 season came courtesy of Frederick's lone defensive miscue, a ground ball through the wickets of third baseman Ryan Finan in the fifth inning off the bat of Brian McFall.

2008 NORTHERN DIVISION SERIES

Game 1: Wednesday, Sept. 3 at Potomac

WIL	000 000 010 000 000	1	5	0
POT	000 010 000 000 001	2	11	0

WP: Leatherman **LP:** Haltiwanger **ATT:** 851

In what boiled down to a battle of bullpens, the Wilmington relief corps finally cracked after three hours and 54-minutes of taut baseball. Russ Haltiwanger uncorked a wild pitch with two outs in the bottom of the 15th that scored Boomer Whiting from third base and the Potomac Nationals walked off with a 2-1 victory. The division-champion P-Nats handed the Rocks just their fifth Game One setback in 17 all-time playoff series. It marked the longest playoff game in team history.

Game 2: Thursday, Sept. 4 at Potomac

WIL	010 100 000 0	2	6	2
POT	011 000 000 1	3	13	0

WP: Everts **LP:** Chambliss **ATT:** 812

Dan Lyons delivered an RBI single off All-Star closer Tyler Chambliss in the bottom of the 10th inning to give the P-Nats a commanding 2-0 lead in the series. Jeff Bianchi had a heroic effort for the Blue Rocks in spite of the loss. The second baseman gave the Rocks their first lead of the series with a one-out solo blast off starter Erik Arnesen in the top of the second inning. Bianchi cleared both levels of the blue batter's eye in dead-center field. Trailing 2-1 in the fourth, Bianchi again came to the rescue when he singled home Paulo Orlando from second base with two outs.

Game 3: Friday, Sept. 5 at Wilmington

POT	001 000 000	1	2	2
WIL	000 000 000	0	4	0

WP: Detwiler **LP:** Teaford **ATT:** 1,103

Boomer Whiting knocked in the game's lone run with a third-inning sac fly. Starter Everett Teaford (0-1) tied a season and career-high with nine strikeouts and walked one batter over seven stellar frames. One of the two hits the lefty gave up was a ground-rule double by Michael Burgess leading off the third inning. After a sac bunt moved him to third, Burgess came plateward on Whiting's fly ball to left field. Whiting, who scored both walk-off runs in the first two games, undoubtedly was the most valuable player in the series. Wilmington's Chris Chavez and Ben Swaggerty combined to face the minimum over the final two innings. On the series, the Rocks hit a slim .133 (15-for-113). In the Game Three loss, the Rocks loaded the bases in three separate innings, yet came up empty each time en route to stranding eight men in scoring position.



BLUE ROCKS POSTSEASON HISTORY

2009 NORTHERN DIVISION SERIES

Game 1: Sept. 9 at Lynchburg

WIL	040 000 003	7	11	2
LYN	000 000 100	1	6	2

WP: Paulino **LP:** J. Wilson **ATT:** 585

Starter Eduardo Paulino allowed only a single score on four hits in 6.1 sterling frames, and the Rocks plated four second-inning runs courtesy of five singles and a pair of Lynchburg errors to take the early series lead.

Game 2: Thursday, Sept. 10 at Lynchburg

WIL	000 000 000	0	6	0
LYN	010 000 00x	1	5	1

WP: Owens **LP:** Duffy **ATT:** 572

Lynchburg starter Rudy Owens (1-0) held the Rocks at-bay for six scoreless innings, as Wilmington managed to move just three runners into scoring position all night.

Game 3: Friday, Sept. 11 at Wilmington

LYN	000 000 000 000	0	4	1
WIL	000 000 000 002	2	7	1

WP: Bowden **LP:** Uviedo **ATT:** 774

After enduring a 46-minute rain delay at the outset, dreary damp conditions all night, and 20 consecutive scoreless innings over two games, the Wilmington Blue Rocks offense ended the evening in style. Eric Hosmer blasted a two-run homer over the right-field fence to give the Rocks a 2-0 walk-off win and a two-games-to-one series advantage. The triumph was Wilmington's fourth walk-off postseason win in franchise history and its first since the championship-clinching victory during Game Four of the 1998 finals vs. Winston-Salem.

Game 4: Saturday, Sept. 12 at Wilmington

LYN	010 001 021	5	9	2
WIL	101 000 000	2	7	3

WP: McSwain **LP:** Rivas **ATT:** 623

The Blue Rocks could not get the big hit as they left 12 men on base including eight in scoring position. Wilmington went 1-for-11 (.091) with runners in scoring position as the series shifted back to the hill city.

POSTSEASON DID YOU KNOW?

- Eric Anderson is the only Wilmington hurler to register more than one postseason win as a Blue Rock.
- Jason Kaanoi, Todd Thorn and Junior Guerrero are the only three pitchers to lose two postseason games for the Blue Rocks.
- The Blue Rocks have posted seven shutout wins in the postseason and have been shutout eight times.
- The Blue Rocks have drawn 67,456 fans to 32 postseason home games.

Game 5: Sunday, Sept. 13 at Lynchburg

WIL	010 000 010	2	10	0
LYN	002 000 30x	5	6	0

WP: B. Morris **LP:** Villa **ATT:** 558

Lynchburg's Josh Harrison had two hits and drove in four runs, while Erik Huber added a pair of doubles and cut down two men at the plate, as the Lynchburg Hillcats took Game Five to pull a shocking upset over a Blue Rocks team which finished the year with the Carolina League's best record. Huber's heroics came after not appearing in any of the series' first four games. It was Wilmington's 10th loss in its last 12 postseason contests.

2012 NORTHERN DIVISION SERIES

Game 1: Wednesday, Sept. 5 at Wilmington

LYN	100 010 024	8	15	0
WIL	000 000 000	0	3	2

WP: Schlosser **LP:** Pounders **ATT:** n/a

The Hillcats record 15 hits (14 of them singles) to move within a game of the Mills Cup Championship Series. The Blue Rocks had no answer for Hillcats starter Gus Schlosser. He tossed eight scoreless frames, allowing only three hits and a walk while striking out six.

Game 2: Thursday, Sept. 6 at Lynchburg

WIL	004 130 040	12	18	2
LYN	100 000 020	3	7	1

WP: Adam **LP:** Delgado **ATT:** n/a

Wilmington sets a postseason record with 18 hits (prior team-high was 14) to force a decisive third game. It was also the Blue Crew's most lopsided playoff win since the 2004 Mills Cup (10-1 win over Kinston). Six players recorded multiple hits, while starting pitcher Jason Adam picked up the win, going seven innings and surrendering only one earned run.

Game 3: Friday, Sept. 7 at Lynchburg

WIL	001 000 000	1	5	0
LYN	000 100 01x	2	5	0

WP: Cornely **LP:** Yambati **ATT:** n/a

With one out in the bottom of the eighth and the game tied, Hillcats catcher Braeden Schlehuter belted a solo homer off Robinson Yambati to give Lynchburg the lead and the eventual win.








NOTES



JUNE

SEPTEMBER

 HOME GAMES
  AWAY GAMES
  FIREWORKS NIGHTS

 CAMP DAY
  SCHOOL KIDS SPECIALS
  LABOR DAY

MONDAY-THURSDAY (Apr-Jun 6)	6:35 P.M.	FRIDAY	7:05 P.M.
MONDAY-THURSDAY (Jun 13-Aug 20)	7:05 P.M.	SATURDAY	6:05 P.M.
MONDAY-THURSDAY (Aug 27-29)	6:35 P.M.	SUNDAY (Apr - Jun, Sept)	1:35 P.M.
SCHOOL KIDS SPECIAL	10:35 A.M.	SUNDAY (Jul & Aug)	5:05 P.M.
(Wednesday, Apr 17 & Thursday, May 23)		CAMP DAY	12:05 P.M.
		LABOR DAY	1:35 P.M.

**Schedule Subject to Change*