

LOONS



2019 MEDIA GUIDE

TABLE OF CONTENTS

Front Office.....	2
Board of Directors.....	3
Dow Diamond.....	4
Seating & Parking.....	5
Club Information.....	6
Gameday & Special Events.....	7
Radio Broadcast.....	8
Local Media.....	9
Media Guidelines.....	10
Midwest League.....	11
Beloit Snappers & Bowling Green Hot Rods.....	12
Burlington Bees & Cedar Rapids Kernels.....	13
Clinton LumberKings & Dayton Dragons.....	14
Fort Wayne TinCaps & Kane County Cougars.....	15
Lake County Captains & Lansing Lugnuts.....	16
Peoria Chiefs & Quad Cities River Bandits.....	17
South Bend Cubs & West Michigan Whitecaps.....	18
Wisconsin Timber Rattlers.....	19
Mileage Chart.....	20
Coaching Staff.....	21
Manager: John Shoemaker.....	22
Pitching Coach: Luis Meza.....	24
Hitting Coach: Justin Viele.....	25
Assistant Coach: Jason Bourgeois.....	26
Athletic Staff.....	27
2018 in Review.....	28
Midwest League Standings.....	29
Midwest League Playoffs.....	32
Final Statistics.....	33
Game-by-Game.....	34
History.....	36
All-Time Roster.....	37
Loons in the Majors.....	40
Yearly Timeline.....	41
Franchise Firsts.....	53
Single-Game Records.....	54
Loons Notables.....	55
All-Stars & Awards.....	57
Career Records.....	60
Single-Season Records.....	61
Postseason.....	63
Opening Day Lineups.....	64
Yearly Capsules.....	65
Previous Season Statistics.....	67
Los Angeles Dodgers.....	78
Minor League System.....	80
Prospects.....	81
2018 MLB Draft Selections.....	82
System Leaders.....	83
Notes.....	84
2019 Schedule.....	85

FRONT OFFICE

President/General Manager.....	Brad Tammen
Vice President - Chief Financial Officer.....	Jana Chotivkova
Vice President - Chief Revenue Officer.....	Chris Mundhenk
Director, Sales - ESPN 100.9-FM.....	Jay Arons
Manager, Promotions.....	Cameron Bloch
Manager, Concessions Business.....	Andrew Booms
Director, Food & Beverage.....	Alan Cranfill
Assistant General Manager - Marketing & Communication.....	Matt DeVries
Director, Production.....	Trent Elliott
Manager, Retail Operations.....	Kimberley Emerick
Coordinator, Content/Play-by-Play - ESPN 100.9-FM.....	Blake Froling
Director, Group Sales.....	Tony Garant
General Manager - Dow Diamond Events.....	Dave Gomola
Manager, Business - ESPN 100.9-FM.....	Robin Gover
Director, Ticket Sales.....	Noah Heiber
Administrative Support Assistant.....	Melissa Kehoe
Director, Corporate Partnerships.....	Tyler Kring
Corporate Account Executive.....	Drew Moomey
Executive Chef.....	Andrea Noonan
Director, Production & Operations - ESPN 100.9-FM.....	Jerry O'Donnell
Coordinator, Group Ticket Sales.....	Riley Paulus
Manager, Group Ticket Sales.....	Sam PeLong
Senior Director - Community Impact & Engagement.....	Thom Pepe
Director, Business Applications & Analytics.....	Eric Ramseyer
Head Groundskeeper.....	Kelly Rensel
Coordinator, Group Sales.....	Rickey Rissman
Director, Creative Services.....	Alex Seder
Manager, Accounting.....	Holly Snow
Director, Accounting.....	Jamie Start
Assistant General Manager - Facility Operations.....	Dan Straley
Manager, Catering.....	Ryan Teeple
Manager, Programming/Play-by-Play - ESPN 100.9-FM.....	Brad Tunney
Executive Assistant & MBF Grants.....	Carol Van Wert
Corporate Account Executive.....	Joe Volk
Vice President - Baseball Operations & Gameday Experience.....	Tiffany Wardynski

For Loons staff contact information, visit Loons.com or call 989-837-BALL.

GAMEDAY PRESS BOX STAFF

PA Announcer.....	Jerry O'Donnell
Official Scorers.....	Steve Robb, Jason Wirtz

FIELD STAFF

Manager.....	John Shoemaker
Pitching Coach.....	Luis Meza
Hitting Coach.....	Justin Viele
Coach.....	Jason Bourgeois
Performance Coach.....	Gage Crosgrove
Athletic Trainer.....	Jesse Guffey
Development Coach.....	Ryan Dennick
Video Intern.....	Isaac Buttke
Clubhouse Manager.....	Johnny Dukes

BOARD OF DIRECTORS

William Stavropoulos	Chairman & CEO
David Ramaker	President
Michael Hayes	Vice President & Secretary
Jenee Velasquez	Vice President & Assistant Secretary
William Collins	Vice President & General Counsel
William Weideman	Treasurer
Gregory Grocholski	Controller
Donald Bachand	Director
Paul Barbeau	Director
Ellen Crane	Director
Ron Fillmore	Director
David Kepler	Director
Diane Postler-Slattery	Director
Robert Rathburn	Director
Don Sheets	Director
Howard Ungerleider	Director

BILL STAVROPOULOS

William Stavropoulos, former CEO and chairman of the Dow Chemical Company, is president and founder of the Michigan Baseball Foundation and the Great Lakes Loons. He also serves as the chairman emeritus of the Board of Directors of the Dow Chemical Company, Midland, Michigan.

His career with Dow spanned 39 years, serving in a variety of positions in Research, Marketing, and general management. He served as president and chief operating officer from 1993-1995; president and CEO from 1995-2000; chairman and CEO from 2002-2004; and chairman from 2000-2006. Stavropoulos was a member of the Board of Directors of Dow from July 1990 to March 2006. Stavropoulos received many honors throughout his career including: 2010 named an Archon by His All Holiness Ecumenical Patriarch; 2010 inducted into the

Midland County Sports Hall of Fame as a "Professional Baseball Visionary, 2007 Northwood University Naegele Distinguished Community Service Award, induction into Junior Achievement of Central Michigan's Business Hall of Fame in 2005; Northwood University's 2004 Outstanding Business Leader Award; Institutional Investor magazine's award as one of the Best CEOs in America in the category of Chemicals/Commodity (1999, 2003, and 2004); 2003 Society of Plastic Engineers Annual Business Management Award; Société de Chimie Industrielle's 2001 Palladium Medal Award; 2001 Chemical Industry Medal Award from Society of Chemical Industry; The Man of the Year Award from the Hellenic American Chamber of Commerce in 2000; CEO of the Year Kavalier Award in 1999; honorary Doctor of Laws Degree from Northwood University in 1998; the Ellis Island Medal of Honor in 1998; The Man of the Year Award from Hellenic American Bankers Association in 1997; and The Man of the Year Award from the American Hellenic Education Progressive Association in 1995.



DOW DIAMOND



Dow Diamond is a state-of-the-art, 5,200 capacity baseball stadium, designed by HOK Sport (now known as Populous) and built by Three Rivers Corporation. The facility features 12 suites, two fireplaces and two outfield fire pits, approximately 20,000 square feet of enclosable event space, and a 31 ft. x 80 ft. Daktronics LED video board. In addition to Great Lakes Loons home games, Dow Diamond is a year-round facility designed to accommodate weddings and receptions, corporate trade shows, graduations, concerts, and various functions.

CONSTRUCTION PARTNERS

Architects: HOK Sport (now Populous)
Contractors: Three Rivers Corporation

CONSTRUCTION FUN FACTS

830 tons of structural steel
6,300 cubic yards concrete
44,000 cubic yards of berm fill
190,000 queen size bricks

SEATING INFORMATION

5,200 total capacity
12 luxury suites
500 Northern Lights Pavilion
500 premium seats
50 handicap accessible seats

RETIRED NUMBERS

2, 42, 47

PARKING AT DOW DIAMOND

There are numerous parking options available when attending a Loons home game or special event at Dow Diamond. There are approximately 700 parking spaces on-site at Dow Diamond available for \$5 per space. All proceeds from parking benefit the Michigan Baseball Foundation. There are an additional 2,000+ spaces in the immediate vicinity at local businesses and public parking lots, many of which are free. Free parking is available at The H Hotel, Chemical Bank and the Larkin Parking Ramp. Media members with valid credentials may park in the West Parking Lot by entering the main (outfield) parking lot, based on availability. (See the parking map on the front inside cover.)

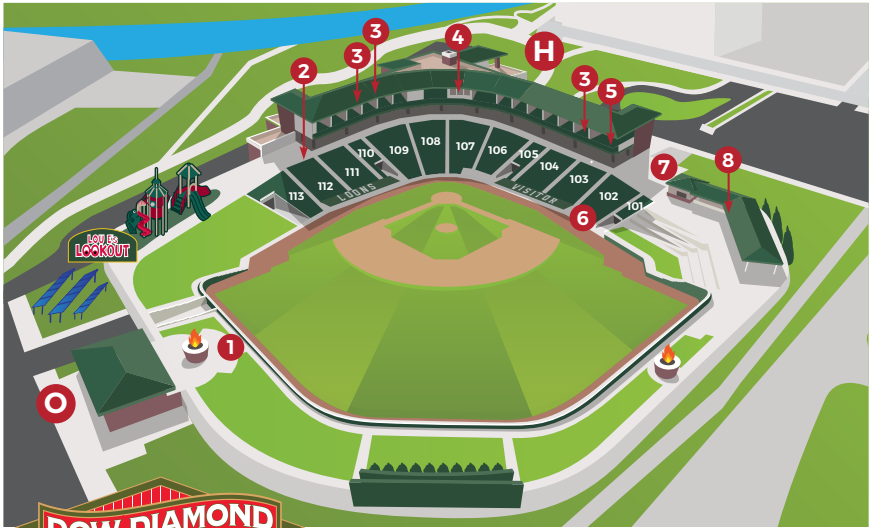
STADIUM DIMENSIONS

332' - Left Field Line
375' - Left Center Power Alley
400' - Straight-Away Center
373' - Right Center Power Alley
325' - Right Field Line
13.25' - Left Field Corner
9.5' - Right Field Corner

STADIUM FEATURES

2 outfield fire pits/stadium fireplaces
Two-story team store
Lou E.'s Lookout play area
31 ft. x 80 ft. Daktronics video board
2 3.5 ft. x 120 ft. ribbon scoreboards
43 closed-circuit TVs
Solar panels to help power the stadium
24 total concession venues
12 ft. video wall
Bar/music area down third base line

SEATING & PARKING



- O** OUTFIELD GATE
- H** HOMEPLATE GATE

- 1** THE PENINSULA
- 2** PIER 47
- 3** NIGHTLY SUITES
- 4** GREAT LAKES RESERVE
PRESENTED BY CHEMICAL BANK

- 5** LASORNA'S LANDING PRESENTED BY AHP
- 6** SHORELINE BOX
- 7** THE COVE
- 8** NORTHERN LIGHTS PAVILION
PRESENTED BY DOW CHEMICAL EMPLOYEES' CREDIT UNION



EVENT PARKING

Parking in the following business lots is allowed during the times indicated below.

KEY	BUSINESS NAME	WEEK DAY TIME	WEEKEND TIME
H	The H Hotel	6:00 p.m. until 1:00 a.m.	All day Saturday & Sunday
C	Chemical Bank	5:00 p.m. until Midnight	All day Saturday & Sunday
D	Larkin Parking Ramp	5:00 p.m. until Midnight	All day Saturday & Sunday

Public parking lots are available at these locations: **P** and public street parking is also available. Please follow posted signs for specific times and restrictions.



DOW DIAMOND PARKING KEY

- KEY** PARKING ACCESS
- P** Accessible Parking
- D** Parking Pass Required
- O** Drop-Off Location

CLUB INFORMATION



Jared Walker ('18)

Dow Diamond
 825 East Main St.
 Midland, MI 48640
Phone: (989) 837-BALL
Fax: (989) 837-8780
Ticket Office: (989) 837-7000
Website: www.loons.com
Email: info@loons.com
Facebook: /greatlakesloons
Twitter: @greatlakesloons
Instagram: @greatlakesloons

Team Operated by: Michigan Baseball Operations
Affiliation: Los Angeles Dodgers ('07-present)
Class: Single-A
League: Midwest League ('07-present)
Retired Numbers: 2 - Tommy Lasorda, 42 - Jackie Robinson, 47 - Dow Chemical Building 47
Colors: Green Bay Green/Brick Red/Black
Stadium Hours: Mon-Fri, 9 a.m. to 5 p.m.

Single-Game Tickets

Reserved Box Seats (Advance).....\$10.00
 Reserved Box Seats (Game Day).....\$11.00
 Lawn Tickets (Advance).....\$7.00
 Lawn Tickets (Game Day).....\$8.00

HOME MEDIA CONTACT.....Matt DeVries
 Office.....(989) 837-6171
 Cell.....(616) 648-8106
 Email.....mdevries@loons.com

ROAD MEDIA CONTACT.....Brad Tunney
 Office.....(989) 837-6149
 Cell.....(586) 291-1409
 Email.....btunney@espn1009.com

PRESSBOX.....(989) 837-6135

VISITING TEAM/UMPIRE HOTEL (Pre-May 13)

SpringHill Suites, Saginaw
 5270 Cardinal Square Blvd.
 Saginaw, MI 48604
P: 89-397-9042
 Contact: Amber Gutman

VISITING TEAM/UMPIRE HOTEL (Post-May 13)

Fairfield Inn, Midland
 506 East Buttles St.
 Midland, MI 48640
P: 989-631-7100
 Contact: Paige Kearney

HOME & VISITING WORKOUT FACILITY

Midland Community Center
 2205 Jefferson Avenue
 Midland, MI 48640
P: 989-832-7937

Contacts: Jenny Roan & Kevin Heye

GAME DAY

PREGAME STADIUM SCHEDULE

10:35 FIRST PITCH	
	No Home BP
	No Visitors BP
9:15-9:30 a.m.	Home Infield
9:30-9:45 a.m.	Visitors Infield
9:45-10:15 a.m.	Field Preparation
10:35 a.m.	Play Ball!

2:05 FIRST PITCH	
11:20-12:05 a.m.	Loons Batting Practice
12:05-12:15 p.m.	Field Preparation
12:15-1:00 p.m.	Visiting Batting Practice
1:00-1:15 p.m.	Visitors Infield
1:15-1:45 p.m.	Field Preparation
2:05 p.m.	Play Ball!

6:05 FIRST PITCH	
3:20-4:05 p.m.	Loons Batting Practice
4:05-4:15 p.m.	Field Preparation
4:15-5:00 p.m.	Visiting Batting Practice
5:00-5:15 p.m.	Visiting Infield
5:15-5:45 p.m.	Field Preparation
6:05 p.m.	Play Ball!

7:05 FIRST PITCH	
4:20-5:05 p.m.	Loons Batting Practice
5:05-5:15 p.m.	Field Preparation
5:15-6:00 p.m.	Visiting Batting Practice
6:00-6:15 p.m.	Visiting Infield
6:15-6:45 p.m.	Field Preparation
7:05 p.m.	Play Ball!

DOW DIAMOND GROUND RULES

1. No break in backstop or dugout netting.
2. Camera pits located in dugouts are dead.
3. The facing of the dugouts are dead. The top step of either opening is in play.
4. All fair balls in the bullpen are in play.
5. A player may not use the tarp as a step to make a play. Any diving on or over to make a play is permitted.
6. All railings along the first and third base lines are in play.
7. Any batted ball that hits any part of the foul pole is a home run.
8. Any batted ball that clears the yellow line on wall pad or hits recessed railing located beyond outfield fencing is a home run.
9. Balls lodged in outfield gate, third base marketing gate & first base field maintenance gate are dead.

SPECIAL EVENTS

Located in downtown Midland, Dow Diamond is more than just a stadium. A year-round facility with elegant rooms and unique views Dow Diamond turns any event into a memorable occasion. Dow Diamond's full-time catering department has extensive menus and drink options for parties of 25 to over 1,000. With a management staff experienced in executing events of all sizes, Dow Diamond's special events deliver exceptional results from concept to finish. To reserve your spot for a trade shows, celebrations, charity events, graduation parties and more, contact **Dave Gomola** by calling **989.837.6146** or emailing **dgomola@loons.com**.



Lizard Fair ('09)

BROADCAST



RADIO.....ESPN 100.9-FM (WLUN)
Lead Play-by-Play Broadcaster.....Brad Tunney
Radio Broadcaster.....Blake Froling
Producers.....Josh Baker, Riley Edwards, Jordan Gonder

ESPN 100.9-FM (WLUN) holds the exclusive over-the-air and internet radio English-speaking broadcast rights to Great Lakes Loons baseball. No other radio station may broadcast live during Loons games without written permission from the Great Lakes Loons organization. This season marks the 13th straight for the Loons on the 100.9-FM signal. ESPN 100.9-FM broadcasts from the station's studios in the suite level at Dow Diamond.

All Loons broadcasts begin with the 30-minute Loons On-Deck Circle, powered by Forward Energy, featuring the latest news and information about the team, interviews, out-of-town scores, starting lineups, pitching matchups and more. The Loons Postgame Show, presented by MBS International Airport follows every broadcast with a game recap, reaction, interviews and highlights. Audio of the games stream live on ESPN1009.com and Loons.com. Live video featuring Loons radio broadcasters is available for home games at Loons.com via the MiLB.TV streaming service.

Brad Tunney steps into the lead play-by-play broadcaster role for the first time in his tenure with the Great Lakes Loons. This is Tunney's fifth season of Loons baseball after serving on the broadcast for the last four years alongside Chris Vosters. He will provide the call for all regular season and postseason games. He will also contribute to pregame and postgame coverage alongside **Blake Froling** during the 2019 season. The Clinton Township, Mich., native is a 2016 graduate of Central Michigan University and also serves as the voice of Northwood Timberwolves Basketball and High School Football on the station.

Froling makes his Loons radio debut this season after joining the station in October of 2018 as a content coordinator and play-by-play broadcaster. Froling serves as a broadcaster for ESPN 100.9-FM's coverage of high school football and basketball during the fall and winter months. The Troy, Mich., native is a 2016 graduate of Michigan State University and was previously the Sports Director at ESPN UP 970 AM (WZAM) in Marquette.

Jerry O'Donnell is the station's production and operations director. **Jay Arons** is the sales director. Tunney serves as the program manager. **Robin Gover** is the business manager.

ESPN 100.9-FM was purchased by the Loons organization on March 25, 2008 from the Last Bastion Trust. The station was previously owned by Citadel Broadcasting, operating as a simulcast of classic rock station WILZ-FM. The Michigan Baseball Foundation, the 501(c)(3) non-profit corporation that owns Dow Diamond, helped finance the purchase. The Foundation also funded the construction of the radio studio in the Dow Diamond press box, overlooking the baseball field, which was completed in January 2009.

LOCAL MEDIA

Midland DAILY NEWS

124 South McDonald St.
Midland, MI 48640
Dan Chalk, Fred Kelly
(989) 839-4243
OurMidland.com



203 S. Washington Ave.
Saginaw, MI 48607
Hugh Bernreuter
(989) 776-9771
mlive.com/saginaw



318 S. Hamilton St.
Saginaw, MI 48858
Jason Marcoux
(989) 780-4162
review-mag.com



1740 Champagne Dr.
Saginaw, MI 48604
Scott Stine, Stan Parman
Nate Rose, Matt Bingham
(989) 776-2100



3115 Davenport Ave.
Saginaw, MI 48602
Ryan Slocum, Jason Lewis, Jolie Starr
(989) 790-3854
ABC12.com



2225 W. Willard Rd.
Clio, MI 48420
Jeanna Trotman, Jonathan Deutsch
(888) 839-4025
minbcnews.com



107 N. Franklin St.
Saginaw, MI 48607
Scot Johnson, Jason Fielder
(989) 758-2044
WNEM.com



1710 St. Andrews
Midland, MI 48640
Matt Richardson
(888) 837-3474
midland-mi.org/mctv

MEDIA GUIDELINES

Season Credentials will be issued only to legitimate news-gathering organizations as determined by the communications staff that plan to cover the team on a regular basis. Credentials are non-transferable.

Daily Credentials will be issued to legitimate news-gathering organizations that will cover the team on a limited basis. To obtain credentials, your initial request must be made via email to Loons Assistant General Manager of Marketing & Communications Matt DeVries (mdevries@loons.com). The deadline to submit your credential request is 24 hours prior to game time. Only credentials issued by the Great Lakes Loons, Los Angeles Dodgers, Midwest League, National Association of Professional Baseball Leagues (Minor League Baseball), Major League Baseball or the Baseball Writers Association of America (BBWAA) will be honored.

Press Will Call: Daily credentials may be picked up at the ticket office located next to the Loon Loft team store. The Will Call window opens two hours prior to game time. Credentials can be picked up prior to two hours before game time at the Loons' team offices located next to the ticket office.

Entrance: Media should enter Dow Diamond through the entrance to the team's offices.

Field Access: Only credentialed media with field access will be allowed on the field. All media must clear the field one hour prior to the start of the game unless special permission has been granted.

Pregame Availability: Members of the media are welcome to attend batting practice and interact with coaches and players during this time, so long as it does not interfere with the players or coaches' workout schedule. Media members are at their own risk of injury when on the field. The Loons are not responsible for any injuries that may occur while on the field. Media members must stay in foul territory while on the field and may not go beyond first or third base. When possible, please try to stay on the warning track and off the grass. All non-uniformed personnel need to clear the field approximately one hour before game time. Loons' players and coaches will also be made available during the visiting team's batting practice. Visiting batting practice is the best time to interview Loons players and coaches.

Press Box: The press box is located on the suite level behind home plate. Because of limited media space, special seating preference will be given to media outlets who reserve a media seat prior to the game via email to Matt DeVries. The press box is available to working media only. No spouses, guests or children of members of the media will be allowed in the press box without prior consent. No alcoholic beverages are allowed in the press box.

Food: Media food will be provided prior to the start of the game in the press box. No food or drink is permitted to leave the press box unless it is for a member of the camera crew. Absolutely no alcohol is permitted.

Photographers: Still & video photographers are permitted in the dugout camera wells, adjacent to each dugout. Photographers may not enter the playing field or the dugouts at any time during the game. They also may shoot from other locations throughout the ballpark, but must not interfere with ballpark patrons.

Stats and Information: Game notes, lineups and statistics are available in the press box. More information is available at Loons.com. Anyone needing additional information not typically provided or information earlier than normal should contact Matt DeVries.

Clubhouse: The Great Lakes Loons' clubhouse is closed to the media. Media members needing a specific interview while players are in the clubhouse should contact Matt DeVries or another member of the Loons Media Relations staff. After the game, players and coaches will be made available upon request. The trainer's room is closed to the media at all times. Players and coaches will not be made available during rain delays or between games of a doubleheader, unless otherwise requested and granted.

No autographs: Credentialed members of the media are strictly prohibited from autograph seeking under any circumstances.

For more information regarding policies or questions about interviews, photo requests, statistics, credential requests, news releases, or any other media related questions, please contact Matt DeVries via email (mdevries@loons.com) or at 989-837-6171. Violations of the Loons' media policy may result in revocation of the individual's credential and future access. These rules are subject to change at the discretion of the

MIDWEST LEAGUE



The Midwest League of Professional Baseball Clubs, Inc.

210 South Michigan St. - South Bend, Indiana 46601

Phone: 574-532-1221 | Fax: 574-234-4220

Email: dickn@sni-law.com

Website: www.midwestleague.com

Front Office

President/Secretary/Legal Counsel.....Richard A. Nussbaum II
Vice President.....Lew Chamberlin
League Administrator.....Holly Voss

League Directors

Dennis Conerton (Beloit), Jack Blackstock (Bowling Green), Kim Parker (Burlington), Doug Nelson (Cedar Rapids), Paul Davis (Clinton), Greg Rosenbaum (Dayton), Jason Freier (Fort Wayne), Brad Tammen (Great Lakes), Dr. Bob Froehlich (Kane County), Peter Carfagna (Lake County), Tom Dickson (Lansing), Jason Mott (Peoria), David Heller (Quad Cities), Andrew Berlin (South Bend), Lew Chamberlin (West Michigan), Rob Zerjav (Wisconsin)

Years Active

1947-1948: Illinois State League
1949-1955: Mississippi-Ohio Valley League
1956-Present: Midwest League

BELOIT SNAPPERS

Parent Club	Oakland Athletics (2013)
Ballpark	Harry C. Pohlman Field (1982)
Capacity/Dimensions	3,501 (325-LF, 380-CF, 325-RF)
Location.....	Beloit, Wisconsin
General Manager.....	Jeff Gray
Media Relations.....	Ben Vigniarolo
Contact	bvigniarolo@snappersbaseball.com
Website	snappersbaseball.com

Year	Home	Road	Overall
2007	1-3	1-3	2-6
2008	1-2	0-3	1-5
2009	3-0	2-1	5-1
2010	0-0	2-1	2-1
2011	3-0	0-0	3-0
2012	0-0	2-1	2-1
2013	1-2	0-0	1-2
2014	0-0	3-0	3-0
2015	1-2	0-0	1-2
2016	0-0	0-3	0-3
2017	1-2	0-0	1-2
2018	0-0	1-2	1-2
Totals	11-11	11-14	22-25

2019 Field Staff

Manager:	Lloyd Turner
Pitching Coach:	Don Schulze
Hitting Coach:	Juan Dilone
Assistant Coach:	Anthony Philips

BOWLING GREEN HOT RODS

Parent Club	Tampa Bay Rays (2009)
Ballpark	Bowling Green Ballpark (2009)
Capacity/Dimensions	4,559 (318-LF, 400-CF, 326-RF)
Location.....	Bowling Green, Kentucky
General Manager.....	Eric Leach
Media Relations.....	Shawn Murnin
Contact	smurnin@bghotrods.com
Website	bghotrods.com

Year	Home	Road	Overall
2007			
2008			
2009			
2010	4-2	4-2	8-4
2011	3-7	4-6	7-13
2012	2-4	3-4	5-8
2013	1-4	5-2	6-6
2014	3-4	1-4	4-8
2015	2-4	3-4	5-8
2016	4-4	4-5	8-9
2017	4-2	3-6	7-8
2018	4-3	3-4	7-7
Totals	27-34	30-37	57-71

2019 Field Staff

Manager:	Reinaldo Ruiz
Pitching Coach:	Brian Reith
Assistant Coach:	Manny Castillo
Assistant Coach:	Jeremy Owens

BURLINGTON BEES

Parent Club	Los Angeles Angels (2013)
Ballpark	Community Field (1947)
Capacity/Dimensions	3,200 (338-LF, 403-CF, 318-RF)
Location.....	Burlington, Iowa
General Manager.....	Kim Parker
Media Relations.....	Ted Gutman
Contact	ted@gobees.com
Website	gobees.com

Year	Home	Road	Overall
2007	1-3	2-1	3-5
2008	1-2	1-2	2-4
2009	0-3	2-1	2-4
2010	0-0	3-0	3-0
2011	2-1	0-0	2-1
2012	0-0	1-2	1-2
2013	1-2	0-0	1-2
2014	0-0	1-2	1-2
2015	3-0	0-0	3-0
2016	0-0	0-3	0-3
2017	2-1	0-0	2-1
2018	0-0	3-0	3-0
Totals	10-12	13-11	23-25

2019 Field Staff

Manager:	Jack Howell
Pitching Coach:	Jonathan Van Eaton
Hitting Coach:	Will Bradley
Assistant Coach:	Trevor Nyp

CEDAR RAPIDS KERNELS

Parent Club	Minnesota Twins (2013)
Ballpark	Perfect Game Field at Veterans Memorial Stadium (2002)
Capacity/Dimensions	5,300 (315-LF, 400-CF, 325-RF)
Location.....	Cedar Rapids, Iowa
General Manager.....	Scott Wilson
Media Relations.....	Andrew Pantini
Contact	andy@kernels.com
Website	kernels.com

Year	Home	Road	Overall
2007	3-1	3-1	6-2
2008	1-2	2-1	3-3
2009	2-1	1-2	3-3
2010	2-1	0-0	2-1
2011	0-0	2-1	2-1
2012	2-1	0-0	2-1
2013	0-0	0-3	0-3
2014	1-2	0-0	1-2
2015	0-0	3-0	3-0
2016	2-1	0-0	2-1
2017	0-0	2-1	2-1
2018	0-3	0-0	0-3
Totals	13-12	13-9	26-21

2019 Field Staff

Manager:	Brian Dinkelman
Pitching Coach:	Virgil Vasquez
Hitting Coach:	Ryan Smith
Infield Coach:	Luis Rodriguez

CLINTON LUMBERKINGS

Parent Club Miami Marlins (2019)
 Ballpark Ashford University Stadium (1937)
 Capacity/Dimensions 5,500 (330-LF, 401-CF, 325-RF)
 Location Clinton, Iowa
 General Manager Ted Tornow
 Media Relations Erik Oas
 Contact erikoas@lumberkings.com
 Website lumberkings.com

Year	Home	Road	Overall
2007	1-3	3-1	4-4
2008	1-2	0-3	1-5
2009	2-1	1-2	3-3
2010	3-0	0-0	3-0
2011	0-0	2-1	2-1
2012	1-2	0-0	1-2
2013	0-0	2-1	2-1
2014	1-2	0-0	1-2
2015	0-0	3-0	3-0
2016	4-1	1-1	5-2
2017	0-0	1-2	1-2
2018	0-0	2-1	2-1
Totals	13-11	15-12	28-23

2019 Field Staff

Manager: Mike Jacobs
 Pitching Coach: Mark DeFelice
 Hitting Coach: Frank Moore

DAYTON DRAGONS

Parent Club Cincinnati Reds (1999)
 Ballpark Fifth Third Field (2000)
 Capacity/Dimensions 7,230 (338-LF, 402-CF, 338-RF)
 Location Dayton, Ohio
 General Manager Robert Murphy
 Media Relations Tom Nichols
 Contact tom.nichols@daytondragons.com
 Website daytondragons.com

Year	Home	Road	Overall
2007	2-4	1-3	3-7
2008	6-5	8-7	14-12
2009	4-3	7-4	11-7
2010	4-3	7-2	11-5
2011	2-7	2-4	4-11
2012	5-5	4-5	9-10
2013	2-4	3-4	5-8
2014	4-6	5-4	9-10
2015	4-5	3-4	7-9
2016	5-6	4-3	9-9
2017	4-6	5-6	9-12
2018	6-2	1-6	7-8
Totals	48-56	50-52	98-108

2019 Field Staff

Manager: Luis Bolivar
 Pitching Coach: Seth Etherton
 Hitting Coach: Mike Devereaux
 Bench Coach: Kevin Mahar

FORT WAYNE TINCAPS

Parent Club San Diego Padres (1999)
 Ballpark Parkview Field (2009)
 Capacity/Dimensions 8,100 (336-LF, 400-CF, 318-RF)
 Location.....Fort Wayne, Indiana
 General Manager..... Mike Nutter
 Media Relations..... John Nolan
 Contact nolan@tincaps.com
 Website tincaps.com

Year	Home	Road	Overall
2007	3-5	3-5	6-10
2008	4-8	3-5	7-13
2009	10-7	1-8	11-15
2010	5-3	3-4	8-7
2011	4-6	4-2	8-8
2012	4-3	1-5	5-8
2013	2-6	2-7	4-13
2014	7-3	6-5	13-8
2015	2-2	4-5	6-7
2016	4-3	3-3	7-6
2017	2-6	7-4	9-10
2018	6-6	1-7	7-13
Totals	53-58	38-60	91-118

2019 Field Staff

Manager: Anthony Contreras
 Pitching Coach: Burt Hooten
 Hitting Coach: Jonathan Mathews
 Fielding Coach: Jhonny Carvajal

KANE COUNTY COUGARS

Parent ClubArizona Diamondbacks (2015)
 Ballpark Northwestern Medicine Field (1991)
 Capacity/Dimensions 10,923 (335-LF, 400-CF, 335-RF)
 Location.....Geneva, Illinois
 General Manager.....Curtis Haug
 Media Relations.....Jacquie Boatman
 Contact jboatman@kanecountycougars.com
 Website kanecountycougars.com

Year	Home	Road	Overall
2007	1-3	2-2	3-5
2008	2-1	2-1	4-2
2009	1-2	1-2	2-4
2010	2-1	0-0	2-1
2011	0-0	2-1	2-1
2012	2-1	0-0	2-1
2013	0-0	3-0	3-0
2014	3-0	0-0	3-0
2015	0-0	1-2	1-2
2016	3-0	0-0	3-0
2017	0-0	2-1	2-1
2018	2-1	0-0	2-1
Totals	16-9	13-9	29-18

2019 Field Staff

Manager: Vince Harrison
 Pitching Coach: Mike Parrott
 Hitting Coach: Micah Franklin
 Assistant Coach: Carlos Mesa

LAKE COUNTY CAPTAINS

Parent Club Cleveland Indians (1991)
 Ballpark Classic Park (2003)
 Capacity/Dimensions 6,157 (320-LF, 400-CF, 320-RF)
 Location..... Eastlake, Ohio
 General Manager..... Neil Stein
 Media Relations..... Craig Deas
 Contact craig@captainsbaseball.com
 Websitecaptainsbaseball.com

Year	Home	Road	Overall
2007			
2008			
2009			
2010	6-4	8-3	14-7
2011	5-3	5-1	10-4
2012	5-2	2-5	7-7
2013	6-2	7-4	13-6
2014	3-3	2-5	5-8
2015	5-5	1-8	6-13
2016	6-4	5-6	11-10
2017	6-3	4-3	10-6
2018	5-2	6-2	11-4
Totals	47-28	37-37	84-65

2019 Field Staff

Manager: Luke Carlin
 Pitching Coach: Owen Dew
 Hitting Coach: Jason Esposito
 Bench Coach: Jordan Smith

LANSING LUGNUTS

Parent Club Toronto Blue Jays (2005)
 Ballpark Cooley Law School Stadium (1996)
 Capacity/Dimensions 11,000 (305-LF, 404-CF, 305-RF)
 Location..... Lansing, Michigan
 General Manager..... Tyler Parsons
 Media Relations..... Jesse Goldberg-Strassler
 Contact jgoldstrass@lansinglugnuts.com
 Website lansinglugnuts.com

Year	Home	Road	Overall
2007	4-4	1-5	5-9
2008	1-2	5-6	6-8
2009	5-2	5-3	10-5
2010	5-5	5-2	10-7
2011	5-1	4-8	9-9
2012	7-5	2-7	9-12
2013	6-4	4-6	10-10
2014	6-4	5-4	11-8
2015	3-4	4-5	7-9
2016	5-5	6-3	11-8
2017	5-4	5-5	10-9
2018	1-4	3-7	4-11
Totals	53-44	49-61	102-105

2019 Field Staff

Manager: Dallas McPherson
 Pitching Coach: Antonio Caceres
 Hitting Coach: Logan Bone
 Assistant Coach: Dave Pano

PEORIA CHIEFS

Parent Club St. Louis Cardinals (2013)
 Ballpark Dozer Park (2002)
 Capacity/Dimensions 7,500 (310-LF, 400-CF, 310-RF)
 Location..... Peoria, Illinois
 General Manager..... Jason Mott
 Media Relations..... Nathan Baliva
 Contact nathanb@chiefsnet.com
 Website peoriachiefs.com

Year	Home	Road	Overall
2007	0-4	1-3	1-7
2008	2-1	1-2	3-3
2009	2-1	2-1	4-2
2010	0-0	1-2	1-2
2011	2-1	0-0	2-1
2012	0-0	3-0	3-0
2013	1-2	0-0	1-2
2014	0-0	1-2	1-2
2015	3-0	0-0	3-0
2016	0-0	0-3	0-3
2017	2-1	0-0	2-1
2018	1-2	0-0	1-2
Totals	11-12	9-13	20-25

2019 Field Staff

Manager: Erick Almonte
 Pitching Coach: Cale Johnson
 Hitting Coach: Russell Chambliss

QUAD CITIES RIVER BANDITS

Parent Club Houston Astros (2013)
 Ballpark Modern Woodman Park (1931)
 Capacity/Dimensions 7,140 (343-LF, 400-CF, 318-RF)
 Location..... Davenport, Iowa
 General Manager..... Jacqueline Holm
 Media Relations..... Jason Kempf
 Contact jasonk@riverbandits.com
 Website riverbandits.com

Year	Home	Road	Overall
2007	1-3	1-3	2-6
2008	1-2	0-3	1-5
2009	2-1	0-3	2-4
2010	2-1	0-0	2-1
2011	0-0	1-2	1-2
2012	2-1	0-0	2-1
2013	0-0	1-2	1-2
2014	1-2	0-0	1-2
2015	0-0	1-1-1	1-1-1
2016	2-1	0-0	2-1
2017	0-0	2-1	2-1
2018	0-3	0-0	0-3
Totals	11-14	6-15-1	17-29-1

2019 Field Staff

Manager: Ray Hernandez
 Pitching Coach: Erick Abreu
 Hitting Coach: Rafael Pena
 Assistant Coach: Denton McNamee

SOUTH BEND CUBS

Parent Club Chicago Cubs (2015)
 Ballpark Four Winds Field (1987)
 Capacity/Dimensions 5,000 (336-LF, 405-CF, 336-RF)
 Location South Bend, Indiana
 General Manager Nick Brown
 Media Relations Darin Pritchett
 Contact dpritchett@wsbtradio.com
 Website southbendcubs.com

Year	Home	Road	Overall
2007	5-4	5-3	10-7
2008	3-9	1-3	4-12
2009	7-1	7-1	14-2
2010	11-1	6-3	17-4
2011	5-5	5-1	10-6
2012	4-3	6-4	10-7
2013	6-4	4-3	10-7
2014	1-5	3-7	4-12
2015	5-1	8-4	13-5
2016	3-4	4-7	7-11
2017	7-2	2-4	9-6
2018	2-3	6-3	8-6
Totals	59-42	57-43	116-85

2019 Field Staff

Manager: Buddy Bailey
 Pitching Coach: Jamie Vermilyea
 Assistant Coach: Pedro Gonzalez
 Assistant Coach: Paul McNulty

WEST MICHIGAN WHITECAPS

Parent Club Detroit Tigers (1997)
 Ballpark Fifth Third Ballpark (1994)
 Capacity/Dimensions 9,281 (317-LF, 402-CF, 327-RF)
 Location Comstock Park, Michigan
 General Manager Jim Jarecki
 Media Relations Dan Hasty
 Contact danh@whitecapsbaseball.com
 Website whitecapsbaseball.com

Year	Home	Road	Overall
2007	2-3	7-3	9-6
2008	1-8	2-5	3-13
2009	6-2	6-8	12-10
2010	3-4	5-6	8-10
2011	3-3	4-4	7-7
2012	3-6	4-6	7-12
2013	6-3	4-6	10-9
2014	5-4	2-4	7-8
2015	3-7	4-4	7-11
2016	4-2	3-7	7-9
2017	3-4	3-5	6-9
2018	3-7	4-8	7-15
Totals	42-47	48-63	90-110

2019 Field Staff

Manager: Lance Parrish
 Pitching Coach: Willie Blair
 Hitting Coach: John Vander Wal
 Assistant Coach: Eddie Dennis

WISCONSIN TIMBER RATTLERS

Parent Club Milwaukee Brewers (2009)
 Ballpark Fox Cities Stadium (1995)
 Capacity/Dimensions 5,900 (325-LF, 400-CF, 325-RF)
 Location Appleton, Wisconsin
 General Manager Rob Zerjav
 Media Relations Chris Mehring
 Contact rattlerradio@timberrattlers.com
 Website timberrattlers.com

Year	Home	Road	Overall
2007	2-2	3-2	5-4
2008	2-1	2-1	4-2
2009	3-0	1-2	4-2
2010	0-0	2-1	2-1
2011	1-2	0-0	1-2
2012	0-0	2-1	2-1
2013	0-3	0-0	0-3
2014	0-0	2-1	2-1
2015	2-1	0-0	2-1
2016	0-0	0-3	0-3
2017	0-3	0-0	0-3
2018	0-0	0-3	0-3
Totals	10-12	12-14	22-26

2019 Field Staff

Manager: Matt Erickson
 Pitching Coach: Jim Henderson
 Hitting Coach: Dave Joppie
 Assistant Coach: Jeff Paxson

MAP/MILEAGE CHART



THE MIDWEST LEAGUE

1 Beloit Snappers
(Athletics)



2 Bowling Green Hot Rods
(Rays)



3 Burlington Bees
(Angels)



4 Cedar Rapids Kernels
(Twins)



5 Clinton LumberKings
(Marlins)



6 Dayton Dragons
(Reds)



7 Fort Wayne TinCaps
(Padres)



8 Great Lakes Loons
(Dodgers)



9 Kane County Cougars
(Diamondbacks)



10 Lake County Captains
(Indians)



11 Lansing Lugnuts
(Blue Jays)



12 Peoria Chiefs
(Cardinals)



13 Quad Cities River Bandits
(Astros)



14 South Bend Cubs
(Cubs)

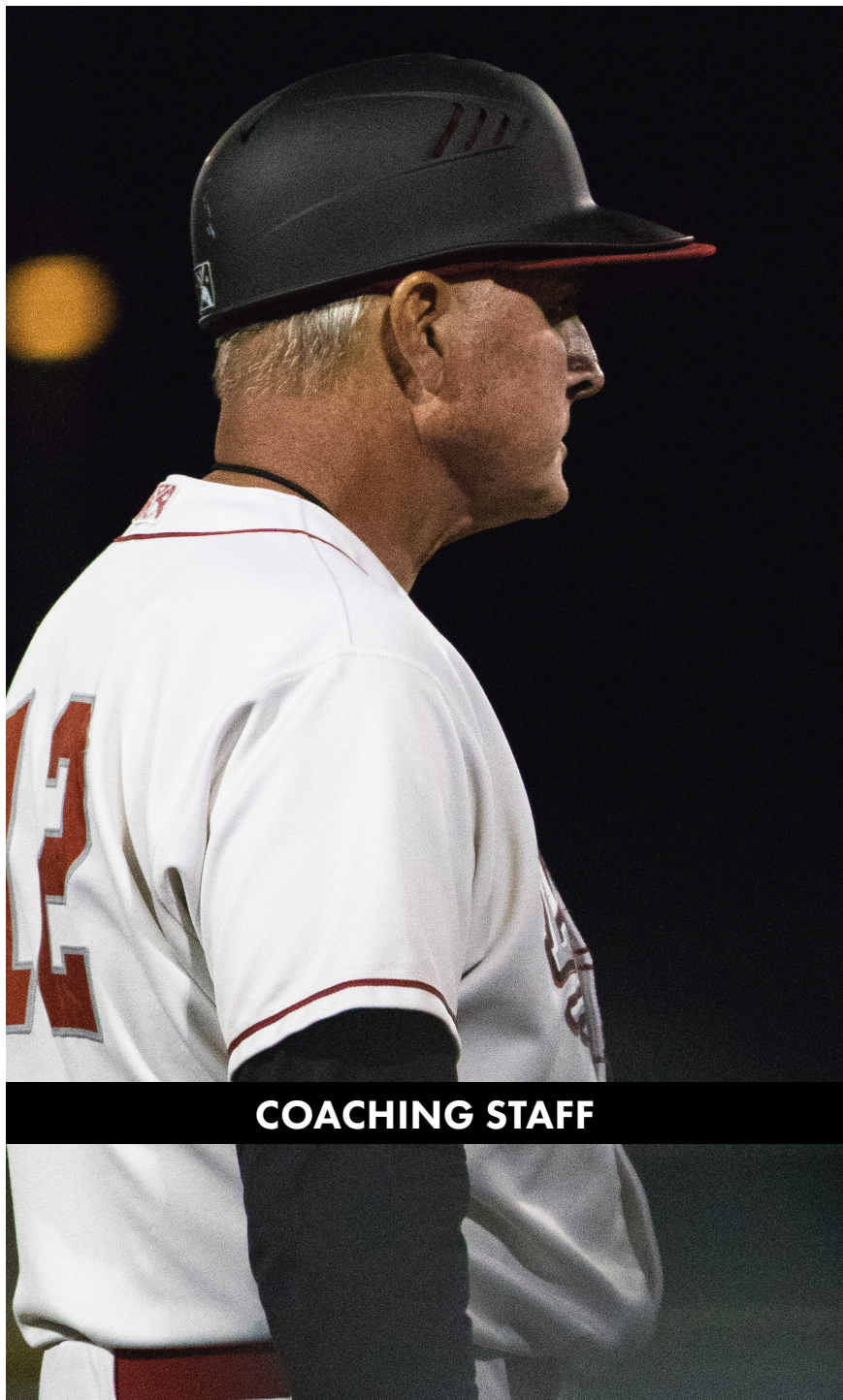


15 West Michigan Whitecaps
(Tigers)



16 Wisconsin Timber Rattlers
(Brewers)

	BEL	BG	BUR	CR	CLI	DAY	FW	GL	KC	LC	LAN	PEO	QC	SB	WM	WIS
BELOIT	X	505	215	168	114	389	260	384	75	458	316	155	150	193	280	150
BOWLING GREEN	505	X	507	573	550	262	344	554	442	472	475	436	536	368	525	600
BURLINGTON	215	507	X	100	120	427	375	500	215	577	435	100	76	305	400	350
CEDAR RAPIDS	168	573	100	X	84	510	390	550	215	592	450	178	80	320	412	274
CLINTON	114	550	120	84	X	428	300	425	114	502	360	116	40	230	320	260
DAYTON	389	262	427	510	428	X	127	307	326	227	260	329	430	244	328	484
FORT WAYNE	260	344	375	390	300	127	X	213	200	243	135	260	320	90	180	354
GREAT LAKES	384	554	500	550	425	307	213	X	323	295	80	424	450	224	104	479
KANE COUNTY	75	442	215	215	114	326	200	323	X	394	255	153	144	125	220	200
LAKE COUNTY	458	472	577	592	502	227	243	295	394	X	248	500	512	273	320	554
LANSING	316	475	435	450	360	260	135	80	255	248	X	356	370	155	70	410
PEORIA	155	436	100	178	116	329	260	424	153	500	356	X	100	230	320	300
QUAD CITY	150	536	76	80	40	430	320	450	144	512	370	100	X	245	335	272
SOUTH BEND	193	368	305	320	230	244	90	224	125	273	155	230	245	X	121	288
WEST MICHIGAN	280	525	400	412	320	328	180	104	220	320	70	320	335	121	X	378
WISCONSIN	150	600	350	274	260	484	354	479	200	554	410	300	272	288	378	X



COACHING STAFF



JOHN SHOEMAKER - MANAGER

John Shoemaker returns as manager for the Loons in his 43rd year with the Dodgers organization.

Shoemaker managed the Loons in the 2018 season and in 2011-2012, becoming the first Loons manager to manage consecutive seasons.

Shoemaker played second base in the Dodgers minor league system from 1977-1980. He made it to Triple-A Albuquerque in 1980 before retiring to become the hitting coach with the Vero Beach Dodgers the following year.

In 1987, Shoemaker accepted his first managerial opportunity with Vero Beach, where he finished 62-76.

Shoemaker took a short break from his managerial duties in 2009-2010, but remained in the Dodgers organization as the Camelback Ranch Glendale Coordinator of Instruction. He made his first stint with the Loons from 2011-2012, posting a 139-140 overall record.

The 62-year-old was born in Chillicothe, Ohio and graduated from Waverly High School. Shoemaker was drafted by the San Francisco Giants in the 26th round of the 1974 Amateur Draft, but turned down the opportunity to attend Miami University in Ohio.

In college, Shoemaker was a member of the baseball and men's basketball team. He scored 20 points, added four rebounds and dished out six assists against Marquette in the 1978 NCAA Tournament.

In the 1977 Amateur Draft, the left-handed hitting infielder was selected in the 35th round by the Los Angeles Dodgers.

The Chicago Bulls drafted Shoemaker in the 6th round of the 1978 NBA Draft after the 6-foot-2 guard averaged 10.2 points, 2.9 rebounds and 4.3 assists for Miami in his senior 1977-78 season.

SHOEMAKER'S CAREER STATISTICS

Year	Team	Avg.	G	AB	R	H	2B	3B	HR	RBI	BB	SO	SB	CS
1977	Clinton	.322	76	242	43	78	9	0	0	17	58	37	9	2
1978	Lodi	.317	113	388	93	123	11	0	1	55	85	38	8	9
1979	Lodi	.111	6	18	0	2	0	0	0	1	2	1	1	1
1979	San Antonio	.245	60	192	31	47	4	0	0	13	22	11	1	2
1979	Albuquerque	.214	14	28	1	6	0	0	0	3	3	2	1	1
1980	San Antonio	.242	65	219	29	53	6	1	0	19	19	21	8	2
1980	Albuquerque	.192	8	26	2	5	0	0	0	2	2	4	0	1
Minor League Totals		.282	342	1,113	199	314	30	1	1	110	191	114	28	18

Year	Team	Lg.	Lev.	W	L	W-L%	G
1987	Vero Beach	FLOR	A	62	76	.449	138
1988	Vero Beach	FLOR	A	75	62	.547	137
1989	San Antonio	TL	AA	49	87	.360	136
1990	San Antonio	TL	AA	78	56	.582	134
1991	San Antonio	TL	AA	61	75	.449	137
1992	GCL Dodgers	GULF	Rk	32	27	.542	59
1993	Yakima	NORW	A-	30	46	.395	76
1995	Great Falls	PION	Rk	31	38	.449	69
1996	Savannah	SALL	A	72	69	.511	141
1997	Vero Beach	FLOR	A+	70	67	.511	137
1998	Vero Beach	FLOR	A+	58	81	.417	139
2000	Vero Beach	FLOR	A+	66	71	.482	137
2001	Jacksonville	SOUL	AA	83	56	.597	139
2003	Las Vegas	PCL	AAA	76	66	.535	142
2005	Jacksonville	SOUL	AA	79	61	.564	140
2006	Jacksonville	SOUL	AA	86	54	.614	140
2007	Jacksonville	SOUL	AA	80	60	.571	140
2008	Jacksonville	SOUL	AA	68	72	.486	140
2011	Great Lakes	MIDW	A	72	67	.518	139
2012	Great Lakes	MIDW	A	67	73	.479	140
2014	Dodgers	ARIZ	Rk	25	31	.446	56
2015	Ogden	PION	Rk	43	33	.556	76
2016	Dodgers	ARIZ	Rk	33	22	.600	55
2017	Dodgers	ARIZ	Rk	37	19	.661	56
2018	Great Lakes	MIDW	A	60	77	.438	137
Managerial Totals				1,493	1,446	.508	2,939

LOONS MANAGERIAL RECORDS

Year	Manager	W-L
2007	Lance Parrish	57-82
2008	Juan Bustabad	54-85
2009	Juan Bustabad	81-59
2010	Juan Bustabad	90-49
2011	John Shoemaker	72-67
2012	John Shoemaker	67-73
2013	Razor Shines	67-72
2014	Bill Haselman	66-73
2015	Luis Matos	68-69
2016	Gil Velasquez	65-75
2017	Jermey Rodriguez	69-70
2018	John Shoemaker	60-77

LOONS MANAGERIAL TOTALS

Manager	W-L	Pct.
Juan Bustabad	225-193	.538
Luis Matos	68-69	.496
Jermey Rodriguez	69-70	.496
Razor Shines	67-72	.482
John Shoemaker	199-217	.478
Bill Haselman	66-73	.471
Gil Velasquez	65-75	.464
Lance Parrish	57-82	.410



LUIS MEZA - PITCHING COACH

Luis Meza begins his second stint in Midland, but his first as a member of the coaching staff. Meza pitched for the Loons in 2013 and becomes the first former Loons player to return as a coach.

Prior to his assignment to Great Lakes for the 2019 season, Meza had spent the previous three years as a pitching coach in the Dominican Summer League from 2016-17 and the Arizona Summer League in 2018.

During his 7-year playing career, Meza made stops at five different Dodger Minor League affiliates, reaching as high as High-A Rancho Cucamonga in 2015.

The former right-handed pitcher was originally signed by the Dodgers on May 6, 2009.


A native of Coro, Falcon, Venezuela, Meza made his stateside coaching debut last year and helped the Dodgers to a 37-18 record and an Arizona League championship. Meza coached a pitching staff that led the AZL in WHIP and strikeouts and finished second in ERA.

Meza, 28, has already taught players that have gone on to be Loons in the last couple of years. Prospects John Rooney, Edwin Uceta, and Gerardo Carrillo are just a few that have risen up the Dodger's farm system thanks, in part, to Meza's tutelage.

Year	Team	W	L	ERA	G	GS	SV	IP	H	ER	HR	BB	SO
2009	DSL Dodgers	0	3	6.37	12	6	0	29.2	36	21	2	12	17
2010	DSL Dodgers	4	4	3.02	12	11	0	56.2	47	19	1	22	46
2011	AZL Dodgers	5	3	4.59	14	14	0	64.2	73	33	6	21	50
2012	AZL Dodgers	0	2	9.00	3	3	0	6.0	10	6	2	1	2
2012	Ogden	1	1	6.95	8	3	0	22.0	33	17	0	12	12
2013	Great Lakes	4	1	3.96	51	0	4	72.2	77	32	8	32	41
2014	Rancho Cucamonga	3	2	6.05	24	0	0	38.2	45	26	4	13	24
2015	Rancho Cucamonga	0	0	13.26	12	0	0	19.0	38	28	2	10	13
Minor League Totals		17	16	5.30	136	37	4	309.1	359	182	25	123	205

LOONS PITCHING COACHES

Glenn Dishman	2007, 2015
Danny Darwin	2008, 2009
Chuck Crim	2010
Kremlin Martinez	2011
Hector Barrios	2012
Bill Simas	2013, 2014
Bobby Cuellar	2016, 2018
Connor McGuinness	2017



JUSTIN VIELE - HITTING COACH

Justin Viele joins the Loons for the first time in his third year as a coach in the Dodgers organization.

Viele served as the hitting coach in Advanced-A Rancho Cucamonga in 2018, and in the same role in Rookie-Advanced Ogden in 2017.

Originally from Yorba Linda, California, Viele played four years at Santa Clara University before graduating with a Bachelor of Arts in sociology.

Pro ball began for Viele when he was selected by the Baltimore Orioles in the 37th round of the 2013 MLB draft. He spent two seasons as a middle infielder progressing as high as Low-A Delmarva.

Viele, 28, played his final game in August of 2014 and began his coaching career the following season as an assistant coach with the High-A Frederick Keys.

After a short stay of one year, Viele left the Orioles organization to accept a coaching position at his alma mater, Santa Clara University. He led the RD Academy Junior Broncos for two years.

Year	Team	Avg.	G	AB	R	H	2B	3B	HR	RBI	BB	SO	SB	CS
2013	GCL Orioles	.273	49	161	29	44	7	0	2	14	31	28	9	4
2013	Aberdeen	.300	3	10	2	3	1	0	0	0	2	2	0	0
2014	Delmarva	.134	29	97	10	13	3	0	0	9	7	30	2	2
2014	Aberdeen	.185	45	135	14	25	5	0	0	14	22	32	9	3
Minor League Totals		.211	126	403	55	85	16	0	2	37	62	92	20	9

LOONS HITTING COACHES

Gary Ingram	2007, 2008
Mike Boughton	2009, 2010
Lenny Harris	2011
Razor Shines	2012
Mike Eylward	2013
Johnny Washington	2014
Jay Gibbons	2015
John Valentin	2016
Aaron Bates	2016
Jair Fernandez	2017, 2018



JASON BOURGEOIS - COACH

Jason Bourgeois is the lone newcomer to the Dodgers organization coaching in Midland this season. He is also the only member of the coaching staff with major league playing experience.

After being drafted in the 2nd round of the 2000 MLB draft by the Texas Rangers, Bourgeois climbed his way through the minors with four different organizations in an eight-year span. He made his major league debut with the Chicago White Sox in 2008.

Along with the White Sox, Bourgeois spent time with the Milwaukee Brewers, Houston Astros, Kansas City Royals, Tampa Bay Rays, and Cincinnati Reds.

A Houston, Texas native, Bourgeois once played on the same little league team as fellow major league outfielders Carl Crawford and Michael Bourn.

Bourgeois, 37, most recently played in the Mexican Baseball League and joins the Loons for his first coaching job.

Year	Team	Avg.	G	AB	R	H	2B	3B	HR	RBI	BB	SO	SB	CS
2008	White Sox	.333	6	3	0	1	1	0	0	0	0	0	0	0
2009	Brewers	.189	24	37	6	7	0	0	1	3	3	7	3	0
2010	Astros	.220	69	123	16	27	4	1	0	3	13	16	12	4
2011	Astros	.294	93	238	30	70	8	2	1	16	10	24	31	6
2012	Royals	.258	30	62	10	16	2	1	0	5	4	4	5	4
2013	Rays	.188	9	16	2	3	0	0	1	2	2	4	0	0
2014	Reds	.242	18	33	5	8	0	1	0	1	1	6	0	0
2015	Reds	.240	68	196	28	47	5	2	3	14	14	33	3	1
Minor League Totals		.253	317	708	97	179	20	7	6	44	47	94	54	15

ATHLETIC STAFF

JESSE GUFFEY, ATHLETIC TRAINER

Guffey joins the Loons for his first season in the Midwest League and his second in the Dodgers organization. Guffey spent the 2018 season as the athletic trainer for the Arizona League Dodgers. Under Dodgers manager Mark Kertenian, Guffey helped lead the team to a 37-18 record in 2018 with his work off the field. The Scranton, Pennsylvania native has previously served MiLB roles as an Athletic Training Intern with the Peoria Chiefs and as the Athletic Trainer for the Billings Mustangs where he was named Pioneer League Athletic Trainer of the year in 2017 by the Professional Baseball Athletic Trainers Society. Guffey has multiple academic degrees including a Bachelor of Science from Indiana State, a Master of Education from Kentucky, and a Doctor of Philosophy from Grand Canyon.

GAGE CROSGROVE, PERFORMANCE COACH

Crosgrove arrives in mid-Michigan for his first season with the Loons and his fifth within the Dodgers organization. After beginning as a Strength and Conditioning Intern with the Dodgers in 2015, Crosgrove has also served as a Strength and Conditioning Coach in Glendale, Arizona and, most recently, as the Latin American Performance Coordinator in the Dominican Republic. Crosgrove previously worked as a Strength and Conditioning Intern at the University of Nebraska Lincoln. The Sioux City, Iowa native earned a Bachelor of Exercise Science, Kinesiology and Exercise Science from Wayne State College in Nebraska

JOHN MURPHY, D.O., MIDMICHIGAN HEALTH TEAM ORTHOPAEDIST

Board-certified orthopaedic surgeon and former professional baseball player for the St. Louis Cardinals John Murphy, D.O., of MidMichigan Physicians Group, provides orthopaedic sports medicine support for the Loons. He received his medical degree at Kirksville College of Osteopathic Medicine in Kirksville, MO, and completed an orthopaedic residency at Genesys Regional Medical Center in Flint. He is a member of several professional organizations including the American Osteopathic Association of Orthopaedics, Michigan Osteopathic Academy of Orthopedic Surgeons, and the Michigan Orthopaedic Society, just to name a few. Dr. Murphy practices in Midland and Gladwin and is on the active medical staff of MidMichigan Medical Center-Midland. He resides in Midland with his wife, Christina, who is a gastroenterologist and their two daughters.

J.T. PINNEY, M.D., MIDMICHIGAN HEALTH TEAM PHYSICIAN

Board-certified family practitioner and sports medicine specialist J.T. Pinney, M.D., provides primary care sports medicine support for the Loons. He is board certified in family medicine and holds a certificate of added qualifications in sports medicine. Dr. Pinney is the medical director of WellSport, the sports medicine program at MidMichigan Health. He also is an assistant professor of family medicine at Michigan State University College of Human Medicine. Dr. Pinney is a member of several professional organizations including the American College of Sports Medicine, American Medical Society for Sports Medicine, and a fellow of the American Academy of Family Physicians, just to name a few. He completed his medical degree at Wayne State University School of Medicine in Detroit and his family medicine residency at MidMichigan Medical Center – Midland. Dr. Pinney practices with MidMichigan Physicians Group in Midland and Mt. Pleasant and resides in Midland with his wife, Lydia, who is also a physician and is the vice president of quality and safety for MidMichigan Health. The couple has two grown children.



2018 IN REVIEW

MIDWEST LEAGUE STANDINGS

FIRST HALF

Eastern Division

	W	L	PCT	GB	Home	Away	Div
Bowling Green Hot Rods	47	22	.681	-	25-9	22-13	37-20
Lansing Lugnuts	43	27	.614	4.5	22-12	21-15	36-22
West Michigan Whitecaps	36	34	.514	11.5	24-13	12-21	31-27
South Bend Cubs	34	35	.493	13.0	21-14	13-21	29-28
Fort Wayne TinCaps	32	37	.464	15.0	21-14	11-23	28-30
Dayton Dragons	31	37	.456	15.5	22-14	9-23	23-33
Lake County Captains	29	41	.414	18.5	18-17	11-24	24-34
Great Lakes Loons	24	44	.353	22.5	13-18	11-26	21-35

Western Division

	W	L	PCT	GB	Home	Away	Div
Quad Cities River Bandits	40	30	.571	-	22-13	18-17	31-27
Peoria Chiefs	39	31	.557	1.0	22-14	17-17	32-26
Clinton LumberKings	39	31	.544	1.0	21-16	18-15	34-24
Kane County Cougars	35	34	.507	4.5	16-14	19-20	29-29
Beloit Snappers	32	37	.464	7.5	16-17	16-20	28-29
Cedar Rapids Kernels	32	37	.464	7.5	16-21	16-16	27-30
Wisconsin Timber Rattlers	31	38	.449	8.5	20-16	11-22	22-35
Burlington Bees	30	39	.435	9.5	15-18	15-21	27-30

SECOND HALF

Eastern Division

	W	L	PCT	GB	Home	Away	Div
Bowling Green Hot Rods	43	27	.614	-	22-13	21-14	37-21
Lansing Lugnuts	37	33	.529	6.0	19-16	18-17	34-24
Great Lakes Loons	36	33	.522	6.5	17-17	19-16	30-27
West Michigan Whitecaps	33	36	.478	9.5	16-19	17-17	29-29
Fort Wayne TinCaps	32	37	.464	10.5	16-17	16-20	29-29
Lake County Captains	31	38	.449	11.5	16-18	15-20	26-32
South Bend Cubs	30	39	.435	12.5	13-23	17-16	25-32
Dayton Dragons	27	43	.386	16.0	15-20	12-23	21-37

Western Division

	W	L	PCT	GB	Home	Away	Div
Cedar Rapids Kernels	45	25	.643	-	24-11	21-14	36-22
Quad Cities River Bandits	41	29	.586	4.0	18-17	23-12	35-23
Beloit Snappers	37	32	.536	7.5	16-18	21-14	29-28
Kane County Cougars	37	32	.536	7.5	21-13	16-19	32-26
Peoria Chiefs	37	32	.536	7.5	21-13	16-19	29-28
Wisconsin Timber Rattlers	37	33	.529	8.0	18-16	19-17	30-28
Clinton LumberKings	30	39	.435	14.5	16-20	14-19	22-35
Burlington Bees	20	45	.308	22.5	13-21	7-24	16-39

MIDWEST LEAGUE STANDINGS

OVERALL STANDINGS

Eastern Division

	W	L	PCT	GB	Home	Away	Div
Bowling Green Hot Rods	90	49	.647	-	47-22	43-27	74-41
Lansing Lugnuts	80	60	.571	10.5	41-28	39-32	70-46
West Michigan Whitecaps	69	70	.496	21.0	40-32	29-38	60-56
Fort Wayne TinCaps	64	74	.464	25.5	37-31	27-43	57-59
South Bend Cubs	64	74	.464	25.5	34-37	30-37	54-60
Great Lakes Loons	60	77	.438	29.0	30-35	30-42	51-62
Lake County Captains	60	79	.432	30.0	34-35	26-44	50-66
Dayton Dragons	58	80	.420	31.5	37-34	21-46	44-70

Western Division

	W	L	PCT	GB	Home	Away	Div
Quad Cities River Bandits	81	59	.579	-	40-30	41-29	66-50
Cedar Rapids Kernels	77	62	.554	3.5	40-32	37-30	63-52
Peoria Chiefs	76	63	.547	4.5	43-27	33-36	61-54
Kane County Cougars	72	66	.522	8.0	37-27	35-39	61-55
Beloit Snappers	69	69	.500	11.0	32-35	37-34	57-57
Clinton LumberKings	69	70	.496	11.5	37-36	32-34	56-59
Wisconsin Timber Rattlers	68	71	.489	12.5	38-32	30-39	52-63
Burlington Bees	50	84	.373	28.0	28-39	22-45	43-69

ATTENDANCE

TEAM	OPENINGS	LOST	TOTAL	AVERAGE
Dayton Dragons	70	0	550,725	7,868
West Michigan Whitecaps	67	3	386,609	5,770
Fort Wayne TinCaps	66	4	376,422	5,703
Kane County Cougars	64	6	350,028	5,469
South Bend Cubs	70	0	343,763	4,911
Lansing Lugnuts	68	2	313,592	4,612
Wisconsin Timber Rattlers	65	5	225,897	3,475
Quad Cities River Bandits	68	2	215,061	3,163
Peoria Chiefs	66	4	208,275	3,156
Lake County Captains	66	4	202,124	3,062
Great Lakes Loons	65	5	187,220	2,880
Bowling Green Hot Rods	66	4	178,329	2,702
Cedar Rapids Kernels	68	2	160,165	2,355
Clinton LumberKings	67	3	121,678	1,816
Beloit Snappers	63	7	64,574	1,025
Burlington Bees	62	8	53,259	859

MIDWEST LEAGUE TEAM STATISTICS

BATTING

TEAM	AVG	AB	R	H	2B	3B	HR	RBI	SO
Bowling Green	.274	4682	718	1283	261	40	94	636	1010
Peoria	.267	4634	601	1236	242	20	95	540	1024
Cedar Rapids	.265	4688	665	1242	264	46	113	609	1153
Kane County	.262	4628	630	1211	234	39	79	574	1114
Beloit	.257	4594	562	1182	209	36	66	506	1031
South Bend	.256	4551	571	1163	218	32	69	513	1050
Lansing	.255	4666	720	1188	254	45	95	609	1085
Dayton	.248	4577	573	1133	221	44	89	503	1204
Fort Wayne	.246	4530	585	1115	206	37	79	500	1185
Lake County	.246	4679	568	1151	227	23	118	519	1171
Great Lakes	.244	4564	534	1115	204	42	84	488	1284
Quad Cities	.242	4536	577	1099	218	45	101	514	1237
Wisconsin	.241	4546	571	1097	229	34	86	511	1357
Burlington	.240	4400	537	1054	179	41	59	483	1343
West Michigan	.237	4464	525	1060	212	47	53	477	1167
Clinton	.234	4518	577	1059	192	25	108	513	1302

PITCHING

TEAM	ERA	W-L	ER	R	SO	BB	SV	SHO	CG
Quad Cities	2.86	81-59	389	489	1514	527	50	17	0
Bowling Green	3.11	90-49	421	515	1196	421	44	11	1
Cedar Rapids	3.40	77-62	456	526	1161	429	38	13	2
Kane County	3.46	72-66	459	556	1188	441	31	7	2
West Michigan	3.46	69-70	459	562	1140	428	38	9	2
Fort Wayne	3.54	64-74	469	578	1219	391	32	9	0
Great Lakes	3.72	60-77	494	582	1135	543	23	10	0
Peoria	3.73	76-63	502	583	1168	501	36	8	2
South Bend	3.75	64-74	501	619	1156	428	37	12	0
Burlington	3.92	50-84	501	602	1139	543	23	8	0
Lake County	4.04	60-79	546	659	1182	441	30	9	0
Beloit	4.05	69-69	538	624	1107	456	37	8	1
Clinton	4.08	69-70	546	632	1263	442	35	9	1
Wisconsin	4.14	68-71	559	618	1057	416	33	11	1
Lansing	4.18	80-60	572	659	998	440	46	5	1
Dayton	4.73	58-80	633	710	1094	435	44	5	1

AWARD WINNERS

MANAGER OF THE YEAR: Craig Albernaz, Bowling Green

MOST VALUABLE PLAYER: Elehuris Montero, Peoria

PROSPECT OF THE YEAR: Royce Lewis, Cedar Rapids

ALL-STAR GAME TOP STAR: Montrell Marshall, Dayton

LOONS' MID-SEASON ALL-STARS:

RHP Andre Scrubb, 3B Jared Walker

LOONS' POSTSEASON ALL-STARS: None

MIDWEST LEAGUE PLAYOFFS

QUARTERFINALS

SEPTEMBER 5

PEO 3, QC 0 PEO 1-0

BG 4, LAN 3 BG 1-0

WM 6, GL 0 WM 1-0

W: Oviedo, Johan
W: Seelinger, Matt
W: Bass, Brad

L: Sandoval, Edgardo
L: Shannon, Matt
L: Carrillo, Garardo

SEPTEMBER 6

CR 10, BEL 1 CR 1-0

PEO 7, QC 2 PEO wins 2-0

BG 4 LAN 3 BG wins 2-0

WM 2, GL 1 WM wins 2-0

W: Duran, Jhoan
W: Prendergast, Zach
W: Romero, Tommy
W: Lescher, Billy

L: Poche', Jared
L: Castellanos, Humberto
L: Spraker, Graham
L: Nunez, Darien

SEPTEMBER 7

CR 4, BEL 0 CR wins 2-0

W: Dobnak, Randy

L: Andueza, Ivan

SEMIFINALS

SEPTEMBER 8

BG 6, WM 5 BG 1-0

PEO 5, CR 3 PEO 1-0

W: Linares, Resly
W: Whitley, Kodi

L: Chance, Kirby
L: Martinez, Jose

SEPTEMBER 9

BG 3, WM 1 BG wins 2-0

PEO 5, CR 0 PEO wins 2-0

W: Campbell, Paul
W: Dahlberg, Jake

L: Rodriguez, Elvin
L: Enlow, Blayne

MIDWEST LEAGUE CHAMPIONSHIP SERIES

SEPTEMBER 12

BG 4, PEO 0 BG 1-0

W: Myers, Tobias

L: Ovideo, Johan

SEPTEMBER 13

PEO 2, BG 1 Series Tied 1-1

W: Dayton, Patrick

L: Romero, Tommy

SEPTEMBER 15

BG 6, PEO 1 BG 2-1

W: Linares, Resly

L: Dahlberg, Jake

SEPTEMBER 16

BG 7, PEO 2 BG wins 3-1

W: Campbell, Paul

L: Rondon, Angel

GAME-BY-GAME

1ST HALF

DATE	OPPONENT	SCORE	REC	WINNER	LOSER	SAVE	ATT.
04/05	Lansing	L, 1-12	0-1	Diaz	Gamboa		1,764
04/06	Lansing	PPD, Rescheduled to April 8					--
04/07	@ Lansing	L, 4-6	0-2	Jimenez	Pop	Tice	3,488
04/08a	@ Lansing	W, 11-6(7)	1-2	Hamilton	Pascual	McClelland	--
04/08b	@ Lansing	W, 5-2(7)	2-2	Scrubbs	Larkins	Hemmerich	1,811
04/09	@ West Michigan	L, 3-7	2-3	Schmidt	Tavarez	Gonsolin	950
04/10	@ West Michigan	L, 4-10	2-4	Sittinger	Pop	Green	943
04/11	@ West Michigan	L, 1-4	2-5	Bass	Kasowski	Pinto	948
04/12	@ West Michigan	L, 3-4	2-6	Schmidt	Jagiello	Hendrix	1,062
04/13	Dayton	PPD, Rescheduled to April 14					
04/14a	Dayton	Cancelled					
04/14b	Dayton	PPD, Rescheduled to April 15					
04/15a	Dayton	Cancelled					
04/15b	Dayton	PPD, Rescheduled to May 18					
04/17	@ Fort Wayne	L, 5-7	2-7	Margevicius	Jimenez		2,516
04/18	@ Fort Wayne	L, 2-7	2-8	Leasher	Zabala		6,584
04/19	@ Fort Wayne	W, 10-2	3-8	Vargas	Thompson		2,477
04/20	West Michigan	L, 4-5	3-9	Sittinger	Hemmerich	Hayes	903
04/21	West Michigan	L, 2-7	3-10	Rodriguez	Ottesen	Schmidt	2,097
04/22	West Michigan	L, 1-2	3-11	Bass	Jimenez	Pinto	1,509
04/23	Fort Wayne	L, 1-3	3-12	Boushley	Crawford	Radke	828
04/24	Fort Wayne	W, 5-0	4-12	Vargas	Leasher		754
04/25	Fort Wayne	W, 8-3	5-12	Hemmerich	Thompson		749
04/26	Fort Wayne	L, 1-4	5-13	Cosgrove	Ottesen	Carkuff	2,465
04/27	@ South Bend	L, 2-5	5-14	Assad	Jimenez	Thomas	3,558
04/28	@ South Bend	W, 7-4	6-14	Uceta	Little		5,090
04/29	@ South Bend	W, 9-4	7-14	Vargas	Albertos		4,915
05/01	Quad Cities	L, 2-15	7-15	Rosado	Gamboa	Sandoval	1,103
05/02	Quad Cities	L, 3-4	7-16	Ivey	Montgomerie	Sanabria	899
05/03	Quad Cities	L, 0-5	7-17	Ramirez	Jimenez		950
05/04	Kane County	L, 1-2	7-18	Peacock	Uceta	Brill	1,126
05/05	Kane County	W, 1-0	8-18	Vargas	Bain	Jagiello	1,898
05/06	Kane County	W, 4-3	9-18	Salow	Bustamante	Zabala	1,180
05/07	@ Beloit	L, 9-10(12)	9-19	Bowers	Hemmerich		467
05/08	@ Beloit	L, 2-3	9-20	Altamirano	Jimenez	Reagan	418
05/09	@ Beloit	W, 6-5	10-20	Zabala	Poche'		894
05/10	@ Wisconsin	L, 3-4	10-21	Hernandez	Vargas	Benoit	2,573
05/11	@ Wisconsin	L, 0-6	10-22	File	Gamboa		3,114
05/12	@ Wisconsin	L, 1-3	10-23	Cuas	Ottesen	Benoit	4,670
05/14	Bowling Green	W, 6-5(10)	11-23	Zabala	Schryver		1,034
05/15	Bowling Green	W, 10-5	12-23	Scrubbs	Myers		4,673
05/16	Bowling Green	L, 1-5	12-24	Franklin	Vargas	Sanders	1,446
05/17	Bowling Green	L, 4-5	12-25	Zombro	Hemmerich		1,848
05/18a	@ Dayton	W, 9-4(7)	13-25	Ottesen	Greene		--
05/18b	@ Dayton	L, 0-3(7)	13-26	Mondile	Chacin		8,024
05/19	@ Dayton	L, 3-5	13-27	Thompson	Hemmerich	Ghyzel	8,447
05/20	@ Dayton	L, 4-12	13-28	Rodriguez	Uceta	Chacon	8,614
05/21	@ Bowling Green	PPD, Rescheduled to May 22					
05/22a	@ Bowling Green	L, 3-7(7)	13-29	Myers	Vargas		--
05/22b	@ Bowling Green	W, 3-2(8)	14-29	Gamboa	Sanders		1,682
05/23	@ Bowling Green	L, 2-10	14-30	Valverde	Ottesen		1,756
05/24	@ Bowling Green	L, 0-5	14-31	Fleming	Jackson		1,929
05/25	@ Lake County	L, 3-4	14-32	Echols	Hoyt		7,098
05/26	@ Lake County	W, 8-1	15-32	Scrubbs	Vasquez		5,823
05/27	@ Lake County	W, 7-3	16-32	Strain	Mingo		2,046
05/28	@ Lake County	W, 14-5	17-32	Hamilton	Echols	Jagiello	1,656
05/29	South Bend	W, 12-4	18-32	Jimenez	Little		1,087
05/30	South Bend	L, 3-5	18-33	Lacy	Inoa	Glowicki	5,731
05/31	South Bend	L, 5-11	18-34	Abbott	Chacin		2,140
06/01	Fort Wayne	L, 6-7	18-35	Boushley	Gamboa	Radke	3,215
06/02	Fort Wayne	L, 3-5	18-36	Hernandez	Tavarez	Miller	4,408
06/03	Fort Wayne	W, 3-1	19-36	Hoyt	Patino	Scrubbs	2,087
06/05	@ West Michigan	L, 0-2	19-37	Rodriguez	Uceta	Vest	7,469
06/06	@ West Michigan	L, 1-7	19-38	Rodriguez	Chacin	Sittinger	6,629
06/07	@ West Michigan	L, 1-6	19-39	Bass	Crawford	Fernandez	7,315
06/08	Lake County	W, 5-4	20-39	Strain	McCarty	Scrubbs	2,652
06/09	Lake County	W, 4-1	21-39	Carter	Wapner		3,598
06/10	Lake County	L, 4-5(10)	21-40	Kirme	Scrubbs	Nelson	3,059
06/11	Lake County	W, 7-6	22-40	Carter	Kirme		2,107
06/12	West Michigan	W, 3-2	23-40	Gamboa	Rodriguez		2,019
06/13	West Michigan	W, 10-5	24-40	Jagiello	Vilorio		2,363
06/14	West Michigan	L, 6-9	24-41	Green	Scrubbs	Belisario	6,383
06/15	@ Fort Wayne	L, 2-5	24-42	Anderson	Uceta	Miller	6,169
06/16	@ Fort Wayne	L, 1-2	24-43	Radke	Zabala		7,374
06/17	@ Fort Wayne	L, 4-7	24-44	Schekler	Crawford	Miller	4,815

2018 Midwest League All-Star Game (Lansing, MI) - West All-Stars 3, East All-Stars 2 (10 innings)

GAME-BY-GAME

2ND HALF

DATE	OPPONENT	SCORE	REC	WINNER	LOSER	SAVE	ATT.
06/21	@ Lansing	L, 3-4(10)	0-1	Shannon	Schuell		6,522
06/22	@ Lansing	L, 4-7	0-2	Custodio	Carter		4,598
06/23	@ Lansing	L, 6-10	0-3	Castillo	Gonzalez	Jimenez	8,642
06/24	@ Lansing	L, 3-4	0-4	Buffo	Crawford	Shannon	3,466
06/25	@ Dayton	L, 1-4	0-5	Rodriguez	Uceta	Ghyzel	7,920
06/26	@ Dayton	L, 3-4(10)	0-6	Aguiar	Cespedes		7,473
06/27	@ Dayton	L, 1-11	0-7	Greene	Jackson	Orewiler	7,908
06/28	Lansing	L, 1-5	0-8	Castillo	Gonzalez		4,593
06/29	Lansing	L, 1-3	0-9	Buffo	Crawford	Bouchey	3,222
06/30	Lansing	W, 13-6	1-9	Uceta	Laws		3,513
07/01	Lansing	L, 4-8	1-10	Jimenez	Tavarez		1,440
07/02	Fort Wayne	L, 3-11	1-11	Leasher	Nunez		1,772
07/03	Fort Wayne	L, 0-2	1-12	Hernandez	Gonzalez	Radke	5,243
07/04	@ Fort Wayne	L, 0-7	1-13	Gore	Jackson		8,805
07/05	@ Fort Wayne	L, 5-6(10)	1-14	Miller	Jagiello		5,662
07/06	Dayton	L, 2-4	1-15	Bennett	Hernandez	Ghyzel	3,017
07/07	Dayton	W, 7-1	2-15	Gambo	Greene		3,638
07/08	Dayton	W, 7-5	3-15	Jagiello	Thompson	Alvino	2,567
07/09	Dayton	L, 0-5	3-16	Naughton	Castro		2,271
07/11	@ Clinton	W, 1-0(10)	4-16	Alvino	Gorgas		707
07/12	@ Clinton	W, 10-1	5-16	Tavarez	Bell		2,016
07/13	@ Clinton	L, 0-1	5-17	Jackson	Hemmerich	Delaplane	5,104
07/14	@ Burlington	PPD, Rescheduled to July 15					
07/15a	@ Burlington	W, 1-0(7)	6-17	Pasen	Santos	Alvino	--
07/15b	@ Burlington	W, 5-0(7)	7-17	Hagenman	Brady	Kolek	542
07/16	@ Burlington	W, 5-0	8-17	Uceta	Herrmann		645
07/18	Cedar Rapids	L, 1-2	8-18	Faucher	Schuell	Marnon	3,529
07/19	Cedar Rapids	L, 3-6	8-19	Watson	Warzek	Martinez	5,410
07/20	Cedar Rapids	L, 0-1	8-20	Ober	Jimenez	Ramirez	3,145
07/21	Peoria	L, 2-6	8-21	Balestrieri	Castro		4,472
07/22	Peoria	L, 2-6	8-22	Seijas	Uceta		2,901
07/23	Peoria	W, 2-1(10)	9-22	Jimenez	Blanco		2,562
07/25	@ Bowling Green	W, 7-2	10-22	Hemmerich	Gist	Jagiello	1,865
07/26	@ Bowling Green	L, 8-9	10-23	Goodbrand	Nunez	Salinas	2,587
07/27	@ Bowling Green	W, 5-3	11-23	Castro	Lnares		2,912
07/28	@ Lake County	W, 9-2	12-23	Uceta	Vasquez		5,908
07/29	@ Lake County	L, 0-1	12-24	Perez	Tavarez	Teaney	3,251
07/30	@ Lake County	W, 3-0	13-24	Schuell	Broom	Nunez	2,110
07/31	@ Lake County	W, 3-2	14-24	Drury	Echols	Alvino	2,519
08/01	West Michigan	L, 2-4	14-25	Belisario	Jimenez	Briceno	3,319
08/02	West Michigan	W, 3-1	15-25	Uceta	Rodriguez	Alvino	3,376
08/03	West Michigan	L, 0-2	15-26	Schmidt	Washington	Lescher	4,333
08/04	Lake County	W, 4-1	16-26	Jackson	Mejia		5,243
08/05	Lake County	W, 7-6(10)	17-26	Alvino	Manzanillo		3,010
08/06	Lake County	L, 2-4	17-27	Oviedo	Carrillo	Tati	2,364
08/08	@ South Bend	W, 11-5(11)	18-27	Kolek	Aquino		4,899
08/09	@ South Bend	W, 4-3	19-27	Hemmerich	King	Jimenez	6,062
08/10	@ South Bend	W, 6-3(10)	20-27	Carpenter	Aquino		7,054
08/11	Dayton	W, 9-3	21-27	Warzek	Solomon		5,234
08/12	Dayton	W, 1-0	22-27	Drury	Ghyzel		3,567
08/13	Dayton	W, 3-2	23-27	Hemmerich	Cox	Alvino	2,110
08/14	Dayton	W, 7-6	24-27	Tavarez	Sceroler	Jimenez	2,075
08/15	Bowling Green	L, 0-6	24-28	Linares	Jackson		2,320
08/16	Bowling Green	W, 4-3(10)	25-28	Jimenez	Day		3,949
08/17	Bowling Green	W, 8-2	26-28	Carrillo	Campbell		4,564
08/18	@ South Bend	W, 4-3	27-28	Inoa	Aguiar	Drury	6,697
08/19	@ South Bend	L, 0-3	27-29	De Los Rios	Tavarez	Rodriguez	7,219
08/20	@ South Bend	L, 3-4	27-30	Moreno	Jackson	Glowicki	2,763
08/21	Fort Wayne	W, 6-3	28-30	Willeman	Weathers		2,219
08/22	Fort Wayne	W, 2-1	29-30	Kolek	Coleman		4,192
08/23	Fort Wayne	W, 9-6	30-30	Washington	Sheckler	Jimenez	4,849
08/24	@ West Michigan	W, 8-0	31-30	Tavarez	Lance		7,057
08/25	@ West Michigan	W, 1-0	32-30	Carrillo	Vest	Nunez	8,844
08/26	@ West Michigan	W, 4-2	33-30	Willeman	Briceno	Kolek	6,927
08/27	@ West Michigan	W, 6-2	34-30	Hemmerich	Vest		4,991
08/29	@ Lansing	L, 1-2	34-31	Sellers	Inoa	Shannon	4,182
08/30	@ Lansing	L, 2-10	34-32	Barrett	Tavarez		5,509
08/31	@ Lansing	W, 3-2(10)	35-32	Drury	Bouchey	Jimenez	4,296
09/01	South Bend	Cancelled					
09/02	South Bend	W, 5-3	36-32	Nunez	Rodriguez	Hemmerich	5,325
09/03	South Bend	L, 0-1	36-33	King	Drury	Glowicki	4,186



HISTORY



LOONS ALL-TIME ROSTER

A (24)

Abdullah, Imani, RHP, 2016-17
Acosta, Ryan, RHP, 2011
Adkins, James, LHP, 2007
Adkinson, Tyler, OF, 2017
Aguasviva, Geison, LHP, 2008-09
Aguilar, Alexis, INF, 2013
Ahart, Devin, OF, 2014
Ahmed, Michael, UT, 2015
Akins, Nick, OF, 2011-12
Albert, Shakir, OF, 2017
Allen, Jimmy, UT, 2015
Alvarez, Yadier, RHP, 2016
Alvino, Jasiel, RHP, 2018
Amaya, Jacob, INF, 2018
Ames, Steve, RHP, 2010
Anderson, Chris, RHP, 2013
Anderson, Isaac, RHP, 2015-16
Anton, Rick, LHP, 2011
Apodaca, Juan, C, 2007
Arano, Victor, RHP, 2014
Araujo, Victor, RHP, 2012, 2014
Arredondo, Jesus, INF, 2012
Avans, Drew, OF, 2018
Ayon, Andres, OF, 2016

B (33)

Baez, Pedro, 3B, 2008
Baldwin, James, OF, 2012-13
Banks, Stetson, OF, 2010
Bare, Crayton, LHP, 2013
Barlow, Scott, RHP, 2014-15
Bass, Brian, RHP, 2016
Baune, James, RHP, 2014
Bawcom, Logan, RHP, 2011
Beatty, Matt, INF, 2015
Becker, Joe, INF, 2008-11
Bell, Josh, 3B, 2007
Berezay, Matt, OF, 2007
Bergjans, Tommy, RHP, 2015
Berman, Stevie, C, 2016-17
Bird, Zachary, RHP, 2013-14
Blevins, Bobby, RHP, 2008-09
Boothe, Robert, RHP, 2009, 2011
Bosnik, Jesse, 3B, 2011-12
Boudreaux, Justin, INF, 2012
Boyle, Michael, LHP, 2015-16
Brannon, Blake, RHP, 2007-09
Bray, Adam, RHP, 2016
Brigham, Jeff, RHP, 2015
Brooks, Doug, RHP, 2007
Brooks, Parker, C, 2007
Broussard, Joe, RHP, 2015
Brown, Geoff, LHP, 2012-13
Brown, Kevin, RHP, 2016
Budkevics, Pete, RHP, 2011
Buehler, Walker, RHP, 2016
Burgos, Alex, LHP, 2016
Burgos, Raul, RHP, 2011
Buss, Nick "Chili", OF, 2009-10

C (42)

Calfee, Clay, 1B, 2009
Calhoun, Willie, INF, 2015
Campbell, James, RHP, 2012-15
Campbell, Matt, RHP, 2014-15
Capellan, Jose, C, 2013-14
Carela, Daniel, RHP, 2012-13

Carpenter, Brock, 3B, 2017-18
Carrillo, Gerardo, RHP, 2018
Carter, James, RHP, 2017-18
Cash, Ralston, RHP, 2012-14
Castillo, Arismendy, RHP, 2007
Castillo, Deivy, OF, 2016
Castro, Jeronimo, RHP, 2018
Caughel, Lindsey, RHP, 2013, 2015
Cavazos-Galvez, Brian, OF, 2010
Cedeno, Juan, LHP, 2008
Celli, Federico, OF, 2015, 2016
Cespedes, Yeison, RHP, 2018
Chacin, Jose, RHP, 2018
Chigbogu, Justin, 1B, 2014-15
Chirinos, Luis, RHP, 2014
Chiu, Marcus, INF, 2018
Christenson, Ryan, LHP, 2010-11
Chubb, Austin, C, 2015
Cilladi, Steve, C, 2011
Cogen, Matt, OF, 2018
Coleman, Paul, LHP, 2007
Collado, Keyter, C, 2011
Cone, Derek, RHP, 2011
Contreras, Edwin, RHP, 2010
Cordero, Josmar, UT, 2014-15
Cotton, Jharel, RHP, 2013, 2015
Coulombe, Danny, LHP, 2012
Cowen, Austin, C, 2013
Coyle, Bobby, OF, 2011
Crawford, Leo, LHP, 2016-18
Crescentini, Marcus, RHP, 2016
Crouse, Logan, RHP, 2017
Cruz, Oneil, SS, 2017
Cuadrado, Romer, OF, 2018
Cuevas, Noel, OF, 2012
Culetta, Joey, OF, 2014
Curry, Parker, RHP, 2017

D (22)

Dalton, Parker, INF, 2008-09
Davis, Brendon, SS, 2016-17
De La Rosa, Rubby, RHP, 2010
De Leon, Jose, RHP, 2014
De Paula, Luis, LHP, 2016-17
Dean, Blake, 1B, 2011
Dean, Nick, INF, 2015-16
DeJong, Scott, OF/1B, 2015
Delmonico, Tony, C, 2009
Diaz, Amalio, RHP, 2012
Diaz, Jose "Jumbo", RHP, 2007
Diaz, Wilfredo, LHP, 2008
Dickson, O'Koyea, 1B, 2012
Dixon, Brandon, 3B, 2013
Domecus, Steve, C, 2011
Dominguez, Jose, RHP, 2012
Downing, Gregg, LHP, 2013
Drake, Yadir, OF, 2015
Drowne, Michael, LHP, 2011
Drury, Austin, LHP, 2018
Duester, Patrick, RHP, 2017
Dutton, Jon, LHP, 2008-09

E (5)

Eadington, Eric, LHP, 2012
Edge, Andrew, C, 2012
Eovaldi, Nathan, RHP, 2009
Erickson, Gorman "Griff", C, 2010
Estevez, Omar, 2B, 2016

F (15)

Farmer, Kyle, C, 2014
Feduccia, Hunter, C, 2018
Feliciano, Roberto, LHP, 2009
Felix, Carlos, RHP, 2017
Felix, Francisco, RHP, 2007
Ferguson, Caleb, LHP, 2016
Fernandez, Roberth, LHP, 2015
Fernandez, Pablo, RHP, 2015
Ferrerias, Luis, RHP, 2008
Fields, Daniel, OF, 2016
Figueroa, Jonathan, LHP, 2007
Franco, Bladimir, 3B, 2013
French, Austin, LHP, 2017
Frias, Carlos, RHP, 2013
Fuller, Justin, INF, 2007-08

G (35)

Gallagher, Austin, 1B, 2009
Gamboa, Max, RHP, 2018
Garabedian, Alex, C, 2008
Garate, Victor, LHP, 2008
Garcia, Alan, RHP, 2013
Garcia, Johan, INF, 2010
Garcia, Jon, OF, 2011
Garcia, Luis, RHP, 2009
Garcia, Yimi, RHP, 2012
Garcia, Yossandy, OF, 2008
Gardner, Michael, RHP, 2007
Garlick, Kyle, OF, 2015
Garvey, Robbie, OF, 2013
Gaudi, Nick, RHP, 2010
German, Angel, RHP, 2016-17
German, Yulkin, LHP, 2007
Giles, Tommy, OF, 2007
Gomez, Cristian, INF, 2015-16
Gomez, Gustavo, RHP, 2011-12
Gomez de Segura, Matt, RHP, 2007
Gonsolin, Tony, RHP, 2016-17
Gonzalez, Adolfo, INF, 2007
Gonzalez, Eleyvis, INF, 2013
Gonzalez, Sawil, RHP, 2013
Gonzalez, Victor, LHP, 2015-16, 2018
Gonzalez, Yeuiri, RHP, 2015
Gordon, Dee, SS, 2009
Gould, Garrett, RHP, 2011
Grana, Kyle, RHP, 2017
Green, Gage, UT, 2015-17
Grider, Case, UT, 2011, 2013
Griggs, Scott, RHP, 2012-13, 2015
Guerra, Javy, RHP, 2009
Guerrero, Pedro, INF, 2010, 2012
Guzman, Kevin, RHP, 2015

H (24)

Hagenman, Justin, RHP, 2018
Hamilton, Austin, LHP, 2018
Hansen, Mitchell, OF, 2018
Hatch, Anthony, 3B, 2009
Harris, Greg, RHP, 2014
Harrison, Garrett, LHP, 2016-17
Helsabeck, Wes, LHP, 2016
Hemmerich, Devin, LHP, 2018
Henderson, Chris, INF, 2011
Hennigan, Dan, INF, 2015
Henson, Jake, C, 2016
Heredia, Starling, OF, 2018
Hering, Colin, LHP, 2015

LOONS ALL-TIME ROSTER

Hermeling, Alex, RHP, 2016
Hermesen, Jake, LHP, 2013
Hernandez, Bryant, INF, 2010-11
Hernandez, Ricardo, RHP, 2018
Herrera, Elian, UT, 2007, 2009
Hershiser, Jordan, RHP, 2012-14
Heyer, Luke, 3B, 2018
Hoenecke, Paul, INF, 2013-14
Holland, Malcolm, UT, 2013-14
Holmes, Grant, RHP, 2015
Hooper, Kyle, RHP, 2014-15
Hope, Garrett, C, 2016-18
Hoyt, Justin, LHP, 2018
Housey, John, RHP, 2011
Hunt, Bridger, OF, 2007
Hunt, Jeff, 3B, 2012

I (5)

Iden, David, 2B
Inoa, Joel, RHP, 2018
Isabel, Ibandel, 1B, 2016
+ Ishibashi, Fumimasa, C, 2009
Istler, Andrew, RHP, 2016

J (11)

Jackson, Andre, RHP, 2018
Jacobs, Chris, 1B, 2010-11
Jagiello, Dan, RHP, 2017-18
Jansen, Kenley, C, 2007-08
Jenco, Saige, OF, 2016-17
Jimenez, Melvin, RHP, 2017-18
Johnson, Michael, LHP, 2014
Johnson, Steven, RHP, 2007-08
Jones, Joe, RHP, 2007
Jones, Matt, 1B, 2016
Jones, Owen, RHP, 2013

K (9)

Kanaby, Erik, OF, 2008-09
Kasowski, Marshall, RHP, 2017-18
Kendall, Jeren, OF, 2017
Kennedy, Garrett, C, 2015-16
Kershaw, Clayton, LHP, 2007
Kolek, Stephen, RHP, 2018
Kowalczyk, Karch, RHP, 2015-16
Kremer, Dean, RHP, 2016
Kutz, Given, RHP, 2008

L (16)

Lambo, Andrew, OF/1B, 2008
Landon, Logan, OF, 2015-16
Landry, Leon, OF, 2011
Laney, Matt, LHP, 2012
Lara, Christian, IF, 2010-11
Lee, Ji-Mo, RHP, 2010
Lee, Zach, RHP, 2011
Leon, Julian, C, 2015
Linares, Johnathan, C, 2013
Lima, Joel, RHP, 2012-13
Lindblom, Josh, RHP, 2008
Liput, Deacon, SS, 2018
Lizarraga, Francisco, INF, 2007-08
Long, Nolan, RHP, 2015-17
Lopez, Esteban, C, 2008-09
Lux, Gavin, INF, 2017

M (40)

Magill, Matt, RHP, 2010
Malone, Chris, RHP, 2007
Mann, Devin, 2B, 2018
Martin, Ethan, RHP, 2009
Martin, Jarret, LHP, 2012
Martinez, Brandon, RHP, 2012-15
Martinez, Jonathan, RHP, 2013-14
Mateo, Jackson, RHP, 2012
Mathews, Brian, INF, 2007-09
Mathewson, Chris, RHP, 2017
Matre, Steve, RHP, 2011
Mattingly, Preston, INF, 2007-08, 2011
Mattison, Kieran, RHP, 2008
May, Dustin, RHP, 2017
Maynard, Pratt, C, 2012
McLain, Josh, OF, 2018
McDonnell, Rob, LHP, 2016
McGeary, Jack, LHP, 2014
McGee, Lenell, OF, 2010
McGough, Scott, RHP, 2011
McKinstry, Zach, INF, 2016-18
Melgarejo, Thomas, LHP, 2007-08
Meza, Erick, 1B, 2016-17
Meza, Luis, RHP, 2013
Mier, Jessie, C, 2008
Mieses, Johan, OF, 2015
Miller, Aaron, LHP/OF, 2009, 2013
Miller, Darrell, C, 2018
Miller, Justin, RHP, 2008-10
Mirabal, Charlie, INF, 2011
Molina, Jose Alberto, LHP, 2015
Montgomerie, Wills, RHP, 2017-18
Montgomery, Brandon, INF, 2017-18
Montgomery, Bret, RHP, 2011
Morales, Braylan, CF, 2017-18
Morales, Delvis, INF, 2012, 2014
Morris, Bryan, RHP, 2008
Moseley, Ryan, RHP, 2017
Moyer, Dillon, INF, 2014
Muhammad, Jeremiah, RHP, 2017

N (5)

Navarro, Orlandy, RHP, 2018
Navin, Spencer, C, 2014-15
Nealy, Colby, RHP, 2017
Noriega, Juan, RHP, 2012
Nunez, Darien, LHP, 2018

O (8)

Oaks, Trevor, RHP, 2015
Ogle, Tyler, C/1B, 2012-13
Oguisten, Faustino, INF, 2014-15
Ortiz, Jaime, 1B, 2008, 2010
O'Sullivan, Ryan, RHP, 2012
Osuna, Lenix, RHP, 2017
Ottesen, Riley, RHP, 2017-18
Ozoria, Arismendy, RHP, 2012-13

P (26)

Palmer, Cameron, RHP, 2015
Pasen, Luis, LHP, 2018
Paroubeck, Jordan, OF, 2016
Patterson, Red, RHP, 2011
Paxson, J.B., RHP, 2010
Paz, Luis, 1B, 2017

Pederson, Joc, OF, 2011

Pedroza, Jaime, 2B, 2009
Pena, Roman, OF, 2011
Perez, Eduardo, 1B, 2007-08
Perez, Jimmy, 3B, 2016
Perez, Moises, INF, 2017
Pericht, Michael, C, 2011-12
Perio, Noah, INF, 2016
Peterson, Eric, UT, 2018
Peterson, James, OF/1B, 2007
Pevsner, Andrew, LHP, 2011
Pfeiffer, David, LHP, 2007
Pfeifer, Philip, LHP, 2016
Pimentel, Elisaul, RHP, 2010
Pitre, Gersel, UT, 2017-18
Pittore, Gavin, RHP, 2016-17
Pop, Zach, RHP, 2018
Pope, Mark, RHP, 2014
Powell, Chris, RHP, 2016
Pratt, Jordan, RHP, 2009

R (34)

Raley, Luke, OF, 2016
Ramirez, Miguel, RHP, 2007-08
Ramos, Kelvin, INF, 2015
Rathjen, Jeremy, OF, 2013
Redding, JonMichael, RHP, 2009
Reid-Foley, David, RHP, 2015
Reks, Zach, OF, 2017
Reyes, Bernardo, RHP, 2015-16
Rhame, Jacob, RHP, 2014
Ricardo, Dashenko, C, 2013
Richy, John, RHP, 2014
Rincon, Carlos, OF, 2017-18
Rios, Edwin, INF, 2016
Rivas, Webster, C, 2013-15
Rivera, Juan INF, 2007-08
Rivera, Michael, INF, 2007
Roberts, Jordan, LHP, 2010
Robinson, Errol, SS, 2017
Robinson, Trayvon, OF, 2007
Rodriguez, Jesus, RHP, 2007
Rodriguez, Juan, RHP, 2011-12
Rodriguez, Leo, INF, 2013-14
Rodriguez, Ramon, C, 2017-18
Rodriguez, Steven "Paco", RHP, 2012
Rogers, Rob, RHP, 2013
Roller, Chris, OF, 2018
Rondon, Daigor, RHP, 2008-09
Rooney, John, LHP, 2018
Rosario, Jovanny, OF, 2008
Rossman, Charles "Bubby", RHP 2015
Ruggiano, Brian, 3B, 2010
Ruibal, Evy, RHP, 2017
Ruiz, Keibert, C, 2017
Russell, Kyle, OF, 2009

S (53)

Salow, Logan, LHP, 2018
Sanchez, Angel, RHP, 2011, 2013
Sanchez, Raydel, RHP, 2012
Sandoval, Ariel, OF, 2016
Sands, Jerry, OF/1B, 2009-10
Sanfler, Miguel, LHP, 2007-08
Santana, Alex 3B/OF, 2014-15
Santana, Dennis, RHP, 2016
Santana, Carlos, C, 2007
Santana, Cristian, 3B, 2017
Santarsiero, Vinny, RHP, 2017-18

LOONS ALL-TIME ROSTER

Santos, Jose, RHP, 2016-17
Sartor, Matt, RHP, 2008
Savage, Will, RHP, 2010
Sborz, Josh, RHP, 2015
Scavuzzo, Jacob, OF, 2014-15
Schebler, Scott, OF, 2012
Schueller, Sven, RHP, 2017-18
Scott, Ryan, C, 2015
Scrubb, Andre, RHP, 2017-18
Seager, Corey, SS, 2013
Sell, Nick, OF, 2015
Sequera, Gregorio, RHP, 2017-18
Sexton, Tlm, RHP, 2007, 2011
Sheffield, Jordan, RHP, 2016-17
Shelton, Matt, RHP, 2012-13, 2015
Shines, Devin, OF, 2012-13
Silverio, Alfredo, OF, 2008-09
Smeltzer, Devin, LHP, 2017
Smit, Kyle, RHP, 2007-09
Smith, Blake, OF, 2010
Smith, Eric, C, 2013
Smith, Steve, RHP, 2009-10
Smith, Will, C, 2016
Songco, Angelo, OF/1B, 2009-10, 2012
Sopko, Andrew, RHP, 2016
Soto, William, RHP, 2016
Spitzbarth, Shea, RHP, 2016
St. Clair, Cole, LHP, 2009
Stanke, Cal, RHP, 2008
Stern, Craig, RHP, 2012-13
Stewart, Brock, RHP, 2015
Stickel, Brant, LHP, 2011
Stolo, Christian, LHP, 2017
Stover, Pat, OF, 2013
Strain, Connor, RHP, 2018
Stripling, Ross, RHP, 2015
Suarez, Gabriel, UT, 2012
Suiter, Andy, LHP, 2010
Sulbaran, Miguel, LHP, 2012-13
Sutherland, David, 1B, 2007

Sweeney, Darnell, INF, 2012
Sylvester, Derrick, RHP, 2015

T (15)

Taloe, Rick, 1B, 2007
Tarsoovich, Jordan, INF, 2015
Tate, Donovan, OF, 2016
Tavarez, Alfredo, RHP, 2017-18
Taylor, Brandon, INF, 2008
Taylor, Kevin, INF, 2012-13
Taylor, Thomas, RHP, 2013
Thomas, Cody, OF, 2017
Thomas, Mike, LHP, 2012
Thompson, Eric, RHP, 2008
Tolleson, Shawn, RHP, 2011
Tomey, Anthony, RHP, 2008
Toscano, Dian, OF, 2016
Trinkwon, Brandon, INF, 2013-14
Tubbs, Darien, OF, 2016-17

U (5)

Uceta, Edwin, RHP, 2018
Urena, Miguel, RHP, 2017
Urias, Julio, LHP, 2013
Underwood, J.D., RHP, 2015
Uter, Kam, RHP, 2017

V (14)

Van Slyke, Scott, OF, 2007-08
Valdez, Jesus, 1B, 2013
Valentin, Jesmuel, INF, 2013-14
Vanegas, Albert, RHP, 2014
Vargas, Jesus, RHP, 2018
Vargas, Miguel, 3B, 2018
Vasquez, Luis, RHP, 2010
Vazquez, Jan, C, 2012
Vela, Ivan, INF, 2015
Verdugo, Alex, OF, 2015
Vetters, Travis, 2008-09
Vieitez, Ivan, RHP, 2016
Villa, Francisco, RHP, 2014
von Schamann, Duke, RHP, 2012

W (22)

Wade, Cory, RHP, 2008
Walker, Jared, INF, 2016-18
Wall, Josh, RHP, 2007, 2010
Wallach, Brett, RHP, 2010
Wallach, Matt, C, 2009
Walter, Josh, RHP, 2009
Wampler, Tyler, INF, 2014-15
Warzek, Bryan, LHP, 2018
Washington, Mark, RHP, 2018
Webster, Allen, RHP, 2010
West, Jason, RHP, 2012
White, Cody, LHP, 2007
White, Garrett, LHP, 2007-08
White, Mitchell, RHP, 2016
Whiting, Brant, C, 2015-16
Wilborn, Greg, LHP, 2010-12
Willeman, Zach, RHP, 2018
Windle, Tom, LHP, 2013
Winker, Joe, OF/1B, 2012-13
Wise, J.T., C, 2010
Wong, Connor, C, 2017
Wolfe, Brian, OF/1B, 2015

Y (3)

Yarnall, Nick, 1B, 2017-18
Ynoa, Rafael, INF, 2010
Yount, Austin, UT, 2010

Z (2)

Zabala, Aneurys, RHP, 2017-18
Zimmerman, Bob, RHP, 2008

467 total players

Reached MLB (60)

^MLB Rehab assignment

LOONS IN THE MAJORS

Player	Year	Debut
RHP Cory Wade	2008	4/24/08 - LAD
LHP Clayton Kershaw	2007	5/25/08 - LAD
LHP Victor Garate	2008	9/5/09 - WSH
C Carlos Santana	2007	6/11/10 - CLE
3B Josh Bell	2007	7/1/10 - BAL
RHP Kenley Jansen	2007-08	7/24/10 - LAD
OF/1B Jerry Sands	2009-10	4/18/11 - LAD
RHP Javy Guerra	2010	5/15/11 - LAD
RHP Rubby de la Rosa	2010	5/24/11 - LAD
RHP Josh Lindblom	2008	6/1/11 - LAD
SS Dee Gordon	2009	6/6/11 - LAD
OF Trayvon Robinson	2007	8/5/11 - SEA
RHP Nathan Eovaldi	2009	8/6/11 - LAD
OF/1B Scott Van Slyke	2007-08	5/9/12 - LAD
UT Elian Herrera	2007, 09	5/15/12 - LAD
RHP Shawn Tolleson	2011	6/7/12 - LAD
RHP Steve Johnson	2007-08	7/15/12 - BAL
RHP Josh Wall	2007, 10	7/22/12 - LAD
LHP Paco Rodriguez	2012	9/9/12 - LAD
RHP Bryan Morris	2008	9/14/12 - PIT
RHP Allen Webster	2010	4/21/13 - BOS
RHP Matt Magill	2010	4/27/13 - LAD
RHP Jose Dominguez	2012	6/30/13 - LAD
RHP Luis Garcia	2009	7/10/13 - PHI
RHP Steve Ames	2010	7/30/13 - MIA
RHP Ethan Martin	2009	8/2/13 - PHI
OF Andrew Lambo	2008	8/13/13 - PIT
OF Nick "Chili" Buss	2009-10	9/14/13 - LAD
RHP Red Patterson	2011	5/1/14 - LAD
RHP Pedro Baez	2008	5/5/14 - LAD
RHP Jumbo Diaz	2007	6/20/14 - CIN
RHP Carlos Frias	2013	8/4/14 - LAD
OF Joc Pederson	2011	9/1/14 - LAD
RHP Yimi Garcia	2012	9/1/14 - LAD
INF Rafael Ynoa	2010	9/1/14 - COL
LHP Daniel Coulombe	2012	9/16/14 - LAD
OF Scott Schebler	2012	6/5/15 - LAD
RHP Zach Lee	2011	7/25/15 - NYM
RHP Scott McGough	2011	8/20/15 - MIA
INF Darnell Sweeney	2012	8/20/15 - PHI
INF Corey Seager	2013	9/3/15 - LAD
RHP Ross Stripling	2015	4/8/16 - LAD
LHP Julio Urias	2013	5/27/16 - LAD
RHP Brock Stewart	2015	6/29/16 - LAD
RHP Jose De Leon	2014	9/4/16 - LAD
RHP Jharel Cotton	2013, 15	9/7/16 - OAK
OF/RHP Blake Smith	2010	9/10/16 - CWS
C Kyle Farmer	2014	7/30/17 - LAD
RHP Angel Sanchez	2011, 13	8/24/17 - PIT
OF Alex Verdugo	2015	9/1/17 - LAD
OF O'Koyea Dickson	2012	9/2/17 - LAD
RHP Jacob Rhame	2014	9/2/17 - NYM
RHP Walker Buehler	2016	9/7/17 - LAD
UT Willie Calhoun	2015	9/12/17 - TEX
RHP Victor Arano	2014	9/12/17 - PHI
RHP Trevor Oaks	2015	4/28/18 - KC
INF Jesmuel Valentin	2013-14	4/29/18 - PHI
RHP Scott Barlow	2014	4/30/18 - KC
RHP Dennis Santana	2016	6/1/18 - LAD
LHP Caleb Ferguson	2016	6/6/18 - LAD

60 TOTAL (As of March 26, 2019)

TIMELINE

2006

JANUARY 12: Regional community leaders, led by William Stavropoulos, announce the creation of the Michigan Baseball Foundation, formed to bring Minor League Baseball to the Great Lakes Bay Region. MBF is a 501 (c)(3) non-profit corporation formed to enhance the efforts of regional organizations that serve young people, and to enhance the efforts of regional economic development through creative partnerships and grants.



JANUARY 18: MBF confirms a signed purchase agreement with the Southwest Michigan Devil Rays, a Single-A Minor League Baseball team from Battle Creek, Michigan. The franchise played in Battle Creek from 1995-2006, Madison, Wisconsin in 1994 and Springfield, Ill., from 1982-1993.

MARCH 15: The “Name the Team” contest begins, with nearly 4,000 entries received from across the Great Lakes Bay Region and as far away as Arizona and California.

MARCH 21: The Michigan Baseball Foundation names Paul Barbeau the team’s president and general manager.

APRIL 11: A crowd of nearly 800 attends the groundbreaking ceremony for the new stadium.

TIMELINE

JUNE 2: The purchase of the SW Michigan Devil Rays is finalized, officially clearing the way for the team to relocate to the region.

AUGUST 18: Ticket packages go on sale at the team's temporary offices on Main Street in Midland, with more than 50,000 tickets being purchased during the first day of sales.

AUGUST 26: The name of the team is unveiled as the Great Lakes Loons land in Mid-Michigan. A crowd of 3,500 people gather in downtown Midland to learn the name and purchase team merchandise.

SEPTEMBER 26: Legendary Dodgers' Hall of Fame manager Tommy Lasorda travels to Michigan to announce a Player Development Contract with the Dodgers. He is accompanied by then-Dodgers Director of Player Development & Midland native Terry Collins.

OCTOBER 2: The Loons announce that The Dow Chemical Company will be the naming-rights sponsor of the stadium and the facility is branded "Dow Diamond."

OCTOBER 20: Legendary Tigers catcher Lance Parrish, an eight-time Major League All-Star, is named the Loons' first manager.

2007

FEBRUARY 3: More than 1,200 job seekers attend the first Loons Job Fair in Midland, trying to get one of 200 seasonal positions.

MARCH 1: Individual game tickets go on sale to the public at Loons.com and four days later in person at the Loons' Main Street offices, at Fashion Square Mall in Saginaw and by phone.

APRIL 5: The Great Lakes Loons play their first game on a chilly evening in South Bend, Ind., against the Silver Hawks. Busloads of Loons fans make the trip from Michigan, while other fans gather at Dow Diamond and listen to the radio broadcast over the PA. The Loons win their first game, 10-3. Michigan-native Doug Brooks is the winning pitcher. Trayvon Robinson records the team's first hit. Top pitching prospect Clayton Kershaw starts and records the first strikeout.

TIMELINE



APRIL 13: The Loons cut the ribbon and take the field at Dow Diamond for the first home game in franchise history. A sold-out crowd of 5,454 is on hand to see Dow Diamond dedicated and the first pitch thrown. The Loons lose the game to the Lansing Lugnuts, 6-2.

2008

JANUARY 2: Minor league veteran Juan Bustabad is named the second manager in Loons' history.

MARCH 13: The Michigan Baseball Foundation announces the inaugural MBF grant recipients. Twenty-five non-profit organizations representing nine Mid-Michigan counties were selected to receive \$100,500 in grants. The MBF grant awards have become an annual tradition and have met or exceeded \$100,000 every year.

MAY 25: Clayton Kershaw makes his first major league appearance for the Dodgers and becomes the first former Loons player to make the MLB.

TIMELINE



JUNE 16-17: Dow Diamond hosts the 2008 Midwest League All-Star game, powered by Dow Corning. The event includes the Home Run Derby won by Felix Carrasco and included the entry of a prep qualifier, Kyle O'Boyle (pictured) from Bullock Creek HS, who won the Hometown Hitter competition. The game itself is won by the West (5-4) on a 10th inning home run by Tim Smith, witnessed by a record-setting crowd of 5,814.

2009

MAY 9: The Loons turn a triple play, the first in team history, in the first inning of a 5-1 loss at Beloit. With the bases loaded and no outs, Dominic de la Osa hit a low line drive that Loons first baseman Tony Delmonico caught shoe-top high. Delmonico stepped on first base for the play's second out. He then threw to the plate and catcher Matt Wallach fired to third baseman Parker Dalton.

SEPTEMBER 9: The Loons defeat the West Michigan Whitecaps 7-2 at Dow Diamond in the first playoff game in franchise history. The Loons defeated the Whitecaps in the series, 2-1.

SEPTEMBER 12: The Loons defeat the Fort Wayne TinCaps, 11-10, in Game 1 of the MWL Eastern Division Championship in one of the most memorable games in team history. The Loons rallied from behind to tie the score four times -- including on a three-run, 9th-inning home run by Jaime Pedroza -- before taking their first lead on a game-winning, 11th-inning single by Jerry Sands. The Loons were eliminated by the eventual league champion in a thrilling three-game series two days later.

TIMELINE

2010

JUNE 16: Loons clinch a first-half playoff berth with a 4-3 win over South Bend, securing a spot in the Midwest League playoffs for the second straight season.

JUNE 22: Jerry Sands is named MWL All-Star Game MVP with a two-run home run and two walks in Fort Wayne. The East won 6-2 and Sands was promoted the next day to Double-A Chattanooga.

JUNE 25: The Loons welcome their one-millionth fan to the ballpark, Sanford resident Sue Merry, prior to an 11-2 win over South Bend.

JULY 7: Josh Wall throws the Loons first complete game shutout in an 8-0 win over Lansing. Wall scattered three hits.



SEPTEMBER 6: The Loons end the 2010 regular season with a 90-49 mark, the best record in Minor League Baseball and the only team to win 90 games in the Minors in 2010. The Loons were named the Baseball America Low-A Team of the Year. That year, the Loons knocked off Fort Wayne in Round 1 of the playoffs (2-1) before falling to eventual-champion Lake County (2-1).

DECEMBER 10: Veteran minor league manager John Shoemaker is named the third skipper in Loons history, replacing Juan Bustabad, who was assigned to the Dodgers High-A Rancho Cucamonga affiliate. Bustabad was named the Midwest League Manager of the Year in his final year with the Loons.

TIMELINE

2011

JUNE 19: On the last day of the first half of the season, the Loons lose 5-0 to Fort Wayne while Lansing wins 8-2 at Dayton. The Loons finish the first half in a virtual tie with Lansing but the Lugnuts clinch the playoffs with a better winning percentage by .002 despite the fact that the Loons won more games (39 vs. 38).

AUGUST 26: The Loons kick off their 5th Anniversary celebrations with commemorative logos, merchandise, ballpark displays and promotions. The Loons also announce plans for the Great Lakes Reserve, a state-of-the-art ballpark destination which encompasses the entire suite level and includes a full-service bar, fully-retractable glass doors, private balcony and single-game table reservations.



NOVEMBER 18: Clayton Kershaw captures the National League Cy Young award, the first former Loons player to win a major post-season honor. The 23-year old received 27 of a possible 32 first place votes. He led the NL in wins (21-5), ERA (2.28) and strikeouts (248).

DECEMBER 8: The Great Lakes Reserve, presented by Chemical Bank, officially opens. The new suite-level facility offers an entirely new experience for fans attending Loons games and other functions at Dow Diamond.

2012

APRIL 9: The Loons announce their 5th Anniversary All-Time Team, featuring LHP Clayton Kershaw, SS Dee Gordon, Field Manager Juan Bustabad and six other players with Major League experience: LF Andrew Lambo, CF Nick "Chili" Buss, 3B Josh Bell, 1B Jerry Sands, C Carlos Santana and RHP Javy Guerra.

JUNE 19: O'Koyea Dickson is selected as the MWL All-Star Game MVP in Kane County. Dickson had two hits, including a two-run home run, and scored two runs with his family in town from San Francisco to see him play. The East slaughtered the West, 18-2.

TIMELINE

DECEMBER 18: The Los Angeles Dodgers name Razor Shines the Loons' manager for 2013. Shines served in 2012 as the team's hitting coach and is the fourth manager in team history. Shines visited the Great Lakes Bay Region January 29-31, making appearances at the Bay Area YMCA, Pizza Sam's in Midland, Cumulus Radio in Saginaw and more.



2013

SEPTEMBER 4: The Loons begin their third playoff appearance after a remarkable turnaround season. Following a 27-43 first half, Great Lakes captured the second half Eastern Division wildcard with a 40-29 mark. The Loons were swept in the first round by South Bend.

DECEMBER 19: Scott Litle succeeds Paul Barbeau and becomes the second General Manager in Loons' history. Barbeau remains as President.

DECEMBER 23: The Los Angeles Dodgers name veteran MLB catcher Bill Haselman the Loons' manager for 2014. Haselman spent 13 seasons in the big leagues for Texas, Seattle, Boston & Detroit and worked the past two seasons as a Minor League manager in the Angels' system.

2014

APRIL 22: The Loons notch their 500th all-time victory with an 11-8 triumph over Fort Wayne at Dow Diamond. James Baune is the winning pitcher and Mark Pope is credited with the save. The club also sets a single-game record with eight stolen bases in the contest.

TIMELINE

JUNE 19: Six-year-old Emily Watson of Warren, Michigan becomes the two-millionth fan to attend a Loons game. Dow Chemical provides Emily and her family with two tickets to two Dodgers' games, free air fare to Los Angeles, three nights' hotel stay, tickets to Universal Studios and a \$500 Visa gift card.

AUGUST 29: On the final home game of the 2014 campaign, the Loons defeat the Lake County Captains 2-1 before an announced crowd of 6,191. The mark sets a Dow Diamond attendance record at the time.

2015

FEBRUARY 12: The Dodgers announce former Major League centerfielder Luis Matos will manage the Loons in 2015. Matos becomes the sixth field manager in team history. The native of Puerto Rico was initially named an assistant coach, but was promoted to manager upon the departure of Bill Haselman to Advanced-A Rancho Cucamonga.

JUNE 3-14: The Loons tie a franchise record with a 10-game win streak to soar up the Eastern Division standings and into the playoff race.

JUNE 20: With one game remaining in the first half of the season, the Loons clinch the fourth playoff berth in franchise history. The Loons finish the first half with a 38-30 record, good for second place in the Eastern Division behind the Lansing Lugnuts.

JULY 18: The Loons blow out the Lansing Lugnuts, 10-2, before a crowd of 5,769 on "Star Wars" Night to clinch the 600th win in club history. Alex Verdugo, Alex Santana and Kyle Garlick each launch home runs for the Loons. Right-handed reliever Cameron Palmer earned the win on an 86-degree evening.

SEPTEMBER 3: 2013 alumnus, Corey Seager, makes his Major League debut for the Dodgers against the San Diego Padres. He goes 2-for-4 with a double, two runs and an RBI. The 21-year-old Seager becomes the 40th Loons' player to play in a Major League game.

TIMELINE

SEPTEMBER 9: The Loons host the eighth home game in playoff history against the Lansing Lugnuts. Michael Ahmed and Garrett Kennedy both hit solo home runs late in the game, but Lansing prevails 6-5. One night later, at Cooley Law School Stadium in the state capital, a furious ninth-inning rally by the Loons is undone by a Ryan McBroom sacrifice fly in the bottom of the ninth off RHP Tommy Bergjans. The Lugnuts escape with a 5-4 win and end the Loons' season.

DECEMBER 21: Gil Velazquez is named the seventh manager in team history. He replaces Luis Matos, whom the Dodgers assigned to Triple-A Oklahoma City as a fourth coach under Bill Haselman. Velazquez played 17 professional seasons and previously coached on the staff of the Arizona League Dodgers.



2016

FEBRUARY 13: The Loons kick off their 10th anniversary season and unveil updated logos, uniforms and merchandise at a Dow Diamond event.

SEPTEMBER 4: In front of a sellout crowd of 5,394 on the second-to-last day of the season, Jake Henson hits a walk-off single to break a scoreless tie and clinch the Loons' fifth playoff berth in team history.

TIMELINE

SEPTEMBER 13: Following maybe the biggest home run in the history of the Loons, a two-run shot of the bat of Omar Estevez in the top of the 8th inning, the Loons defeat the West Michigan Whitecaps 5-2 to advance to their first-ever Midwest League Championship Series.



SEPTEMBER 18: "For the first time in franchise history, the Great Lakes Loons are champions of the Midwest League." - Chris Vosters on ESPN 100.9-FM. After the Loons travelled over 2,000 miles during their playoff run, they cap off an extraordinary season with a wild 9-8 win against the Clinton LumberKings to claim the first Midwest League Championship since the team's inception. The Loons battle back from two, separate three-run deficits in the game. It was Logan Landon's two-run double in the 6th inning that broke the 7-7 deadlock.



2017

SEPTEMBER 20: For the first time since its opening, crews begin work on replacing the playing field at Dow Diamond. The grass and warning track get re-done in a process that takes a total of 21 days.

FEBRUARY 22: Loons front office members gather at Dow Diamond for a dinner to receive their championship rings for the 2016 season.

MARCH 11: At Dodgers Spring Training in Glendale, Ariz., Loons players from the 2016 MWL title team are given their championship rings.

TIMELINE



JUNE 19: Loons slugger Carlos Rincon wins the 2017 Midwest League Home Run Derby by beating Toronto Blue Jays prospect Valdimir Guerrero, Jr. in the final round. In a field that also included Fernando Tatis, Jr., Jesus Sanchez and Marcus Wilson, the teenager from the Dominican Republic clobbered 38 home runs in all en route to the title.

JUNE 20: For the second time in franchise history, the Loons and Dow Diamond host the Midwest League All-Star Game. Dodgers prospect Dustin May started the game on the mound for the East team and shortstop Brendon Davis hit a home run in the 9th inning. The West came away with a 5-2 win.

AUGUST 3: The best offensive performance in Loons history took place on this date in Dayton, OH. Against Reds Major League rehabber, Anthony DeSclafani, and Dragon reliever Jesse Stallings, the Loons scored 11 first inning runs including hitting back-to-back home runs twice. Cody Thomas and Carlos Rincon teamed up for both sets of back-to-back jacks. It marked the first time in recorded baseball history that a pair of teammates went back-to-back twice in the same inning. The Loons ultimately won the game 16-5 led by Thomas' three long balls and seven RBI (both franchise records).

AUGUST 26: A new Dow Diamond attendance record is set as 6,365 people watch the Loons defeat the Dayton Dragons 6-5.



2018

FEBRUARY 22: Partnering with Daktronics, the Loons unveil a new video board measuring 31 feet tall by 80 feet wide. It's the fifth largest overall that Daktronics has installed in the minor leagues. At over 2,500 square feet, the equivalent to 235 60-inch televisions, the display features more than two million LEDs with a resolution of 1876x728 capable of generating up to 281 trillion colors.

JUNE 14: A new attendance record is set at the last home game of the first half with 6,383 fans at Dow Diamond to watch a highly-entertaining 9-6 defeat at the hands of the West Michigan Whitecaps.



2019

FEBRUARY 12: Brad Tammen is named the team's president & general manager. Tammen comes to the Loons from Middle Tennessee State University, with previous roles with the Nashville Sounds, Salt Lake Bees and Oklahoma RedHawks.

FRANCHISE FIRSTS

LOONS		DOW DIAMOND
4/5/07 at South Bend: Loons win 10-3	GAME	4/13/07 vs. Lansing; Loons lose 6-2
Doug Brooks (4/5/07 at South Bend)	WINNING PITCHER	AJ Wideman, Lansing (4/13/07)
Jesus Rodriguez (4/6/07 at South Bend)	SAVE	Paul Phillips, Lansing (4/14/07)
Clayton Kershaw (of Gerardo Parra, 4/5/07 at South Bend)	STRIKEOUT	Steven Johnson (of Scott Campbell, 4/13/07)
Trayvon Robinson (result: bunt single, 4/5/07 at South Bend)	AT BAT	Chris Gutierrez, Lansing (fly out to center, 4/13/07)
Trayvon Robinson (4/5/07 at South Bend, 1st inning)	HIT	Travis Snider, Lansing (Single, 2nd inning, 4/13/07)
Matt Berezay (4/5/07 at South Bend, 6th inning)	DOUBLE	Josh Bell, Lansing (2nd inning, 4/13/07)
Preston Mattingly (4/12a/07 at Fort Wayne, 6th inning)	TRIPLE	Travis Snider, Lansing (7th inning, 4/13/07)
Eduardo Perez (4/19/07 vs. Peoria, Game 1 of DH)	HOME RUN	Eduardo Perez (4/19/07 vs. Peoria, Game 1 of DH)
Francisco Lizarraga (8/23/07 vs. West Michigan)	GRAND SLAM	Francisco Lizarraga (8/23/07 vs. West Michigan)
Preston Mattingly (4/5/07 at South Bend, 3rd inning)	R.B.I.	Josh Bell, Lansing (2nd inning, 4/13/07)
Justin Fuller (4/5/07 at South Bend, 3rd inning)	RUN SCORED	Travis Snider, Lansing (2nd inning, 4/13/07)
Justin Fuller (4/5/07 at South Bend, 3rd inning)	WALK	Yuber Rodriguez, Lansing (2nd inning, 4/13/07)
Trayvon Robinson (4/6/07 at South Bend, 1st inn., 2nd base)	STOLEN BASE	Sean Shoffit, Lansing (of 2B, 2nd inning, 4/13/07)
Michael Rivera (by Ernesto Frieri, 4/10/07 at Fort Wayne)	HIT BATS-MAN	Justin Fuller (by Chris Reddout, 7th inning, 4/14/07)
Trayvon Robinson (4/6/07 at South Bend)	3+ HIT GAME	Travis Snider, Lansing (4/13/07)
Francisco Lizarraga (4/10/07 at Fort Wayne)	4+ HIT GAME	Travis Snider, Lansing (4/13/07)
4/5/07 at SB (C Carlos Santana to 3B Josh Bell)	DOUBLE PLAY	4/13/07 vs. Lansing (2B S. Campbell to SS C. Gutierrez to 1B M. Lane)
5/9/09 at Bel (1B T. Delmonico to C M. Wallach to 3B P. Dalton)	TRIPLE PLAY	4/19/07 vs. Peoria (3B J. Lansford to 2B M. Camp to 1B D. Lewis)
9/9/09 vs. West Michigan: Loons win 7-2	PLAYOFF GAME	9/9/09 vs. West Michigan: Loons win 7-2

SINGLE-GAME RECORDS

CLUB MISCELLANEOUS	
LARGEST MARGIN OF VICTORY	16, 5/12/14 vs. WM (17-1 win)
LARGEST MARGIN OF DEFEAT	18, 6/10/11 at OC(20-2 loss)
LONGEST GAME (INNINGS)	16, three times (last: 5/24/17 vs. DAY) [2-1 win]
LONGEST GAME (TIME)	5:22, 5/16/12 vs. WM (16 innings)
LONGEST GAME (TIME, 9 INNINGS)	3:50, 7/2/18 vs. FW (11-3 Loss)
SHORTEST GAME (TIME)	1:04, 6/27/08 vs. SB (4.5 innings)
SHORTEST GAME (TIME, 9 INNINGS)	1:44, 5/5/15 at SB (3-0 loss)
LARGEST CROWD, HOME	6,383, 6/14/18 vs. WM (9-6 Loss)
LARGEST CROWD, ROAD	12,124, 5/17/13 at LAN
LONGEST WINNING STREAK	10, twice (6/3/15-6/14/15)
LONGEST LOSING STREAK	13, 6/14/18-6/29/18
CLUB BATTING	
MOST RUNS, GAME	18, twice (last: 8/20/09 at SB)
MOST RUNS, GAME BOTH CLUBS	29, 5/9/09 vs. BUR (17-12 loss)
MOST RUNS, INNING	11, twice (last: 8/3/17 at DAY, 1st inning) [16-5 win]
MOST HITS, GAME	25, 5/2/09 at BEL
MOST HITS, GAME BOTH CLUBS	36, 4/24/12 at BUR
FEWEST HITS, GAME	0, 5/9/13 at FW
MOST DOUBLES, GAME	3, 8/31/10 at WM
MOST TRIPLES, GAME	3, 5/26/18 at LC (8-1 Win)
MOST HOME RUNS, GAME	7, 8/3/17 at DAY (16-5 win)
MOST HRS, GAME BOTH CLUBS	3, 4/28/11 at BG
MOST HOME RUNS, INNING	5, 1st inning, 8/3/17 at DAY (16-5 win)
MOST EXTRA-BASE HITS, GAME	12, 8/3/17 at DAY (16-5 win)
MOST WALKS, GAME	13, 4/24a/13 at SB
MOST STRIKEOUTS, GAME	21, 5/16/12 vs. WM
MOST STOLEN BASES, GAME	10, /10/18 at SB (6-3 Win [10])
MOST LEFT ON BASE, GAME	17, three times (last: 7/9/15 vs. LAN) [6-5 loss]
FEWEST LEFT ON BASE, GAME	0, three times (last: 6/13/16 at LAN) [4-1 loss]
INDIVIDUAL BATTING	
LONGEST HITTING STREAK	24, Brian Cavazos-Galvez (7/2/10-7/26/10)
MOST CONSECUTIVE HITS	7, three times (last: Kevin Taylor, 5/10-12/13)
MOST RUNS, GAME	5, Jaime Pedroza, 6/5/09 at WM
MOST HITS, GAME	5, six times (last: Oneil Cruz, 7/20/17 at CR) [10-0 win]
MOST WALKS, GAME	4, twice (last: Casio Grider, 4/16a/11 at FW)
MOST TOTAL BASES, GAME	12, Cody Thomas, 8/3/17 at DAY (16-5 win)
MOST DOUBLES, GAME	3, 10 times (last: Jake Henson, 9/17/16 vs. BG)
MOST TRIPLES, GAME	2, seven times (last: James Baldwin, 6/25/12 vs. SB)
MOST HOME RUNS, GAME	3, Cody Thomas, 8/3/17 at DAY (16-5 win)
MOST EXTRA-BASE HITS, GAME	4, Brian Cavazos-Galvez, 7/6/10 vs. SB
MOST RBI, GAME	7, Cody Thomas, 8/3/17 at DAY (16-5 win)
MOST STOLEN BASES, GAME	4, twice (last: Brayan Morales at BUR, 7/15/18) [5-0Win]
MOST STRIKEOUTS, GAME	6, twice (last: Starling Heredia at BEL, 5/7/18) [10-9 Loss]
CLUB PITCHING	
MOST RUNS ALLOWED, GAME	20, twice (last: 6/10/11 at QC)
MOST RUNS ALLOWED, INNING	11, four times (last: 5th inning, 6/10/11 at QC)
MOST STRIKEOUTS, GAME	21, 7/20/12 at WIS
MOST WALKS ALLOWED, GAME	14, /8/17 vs. FW (4-1 (10) loss)
MOST HITS ALLOWED, GAME	22, 6/15/08 vs. LAN
FEWEST HITS ALLOWED, GAME	1, six times (last: 7/28 at PEO) [4-0 W]
MOST HRs ALLOWED, GAME	5, two times (last: 6/7/15 vs. BUR)

SINGLE-GAME RECORDS

MOST PITCHERS USED, GAME	7, twice (last: 9/12/09 vs. FW, playoffs)
INDIVIDUAL PITCHING	
MOST INNINGS, GAME, STARTER	9, twice (last: Red Patterson, 5/31/11 vs. BUR)
MOST INNINGS, GAME, RELIEVER	6, three times (last: Chris Mathewson, 7/2/17 at WM)
MOST STRIKEOUTS, GAME, STARTER	14, Jose De Leon, 8/19/14 at FW [5-1 W]
MOST STRIKEOUTS, GAME, RELIEVER	10, Daigoro Rondon, 6/28/08 vs. SB
MOST RUNS ALLOWED, GAME	10, Josh Wall, 8/30/10 at WM
MOST E.R. ALLOWED, GAME	9, four times (last: Yeuri Gonzalez, 5/24/15 vs. LC)
MOST WALKS, GAME, STARTER	8, twice (last: Zachary Bird, 4/26/13 at CR)
MOST WALKS, GAME, RELIEVER	7, Jordan Pratt, 4/28/09 vs. FW
MOST HOME RUNS ALLOWED, GAME	4, four times (last: Lindsey Caughel, 6/7/15 vs. BUR)
LONGEST SCORELESS IP STREAK	31 2/3, Jacob Rhame, 6/27/14—8/28/14
CLUB & INDIVIDUAL FIELDING	
MOST ERRORS, GAME, CLUB	8, 8/10/07 at PEO
MOST ERRORS, GAME, BOTH CLUBS	8, five times (last: 6/8/17 at WM) [6-5 (12) win]
MOST ERRORS, GAME, INDIVIDUAL	3, 17 times (last: Oneil Cruz, 4/18/17 at SB) [9-6 loss]
MOST DOUBLE PLAYS, GAME	5, four times (last: 4/19/15 at SB)
MOST STOLEN BASES, OPPONENT	7, twice (last: 7/8/16 vs. DAY)

LOONS' NOTABLES

Grand Slams - (24)

Francisco Lizarraga, 8/22/07 vs. West Michigan (Jonah Nickerson)

Matt Berezay, 8/29/07 vs. South Bend (Evan Scribner)

Alfredo Silverio, 8/28/08 at West Michigan (Bryan Villareal)

Jaime Pedroza, 7/8/09 at Peoria (Chris Siegfried)

J.T. Wise, 4/20/10 at Lake County (Rob Bryson)

Angelo Songco, 5/26/10 at Fort Wayne (Stiven Osuna)

Blake Smith, 7/4/10 vs. South Bend (Eric Smith)

Rafael Ynoa, 8/14/10 at Bowling Green (Jake Sullivan)

Nick Akins, 4/18/11 vs. South Bend (David Holmberg)

Nick Akins, 4/28/11 at South Bend (Eliazar Suero)

Jesse Bosnik, 9/4/11 vs. South Bend (J.R. Bradley)

Joe Winker, 4/24/12 at Burlington (Raul Alcantara)

Pedro Guerrero, 5/25/12 vs. Bowling Green (Parker Markel)

Pratt Maynard, 7/14/12 vs. Quad Cities (Dail Villanueva)

Eric Smith, 4/13/13 at Dayton (Sean Lucas)

Corey Seager, 7/29/13 vs. Lake County (Luis DeJesus)

Jeremy Rathjen, 8/23/13 vs. Lansing (Griffin Murphy)

Brian Wolfe, 5/2/15 vs. Dayton (Tyler Mahle)

Jimmy Allen, 8/12/15 at Kane County (Josh Taylor)

Ariel Sandoval, 5/21/16 vs. Lansing (Sean Reid-Foley)

Omar Estevez, 8/11/16 vs. Lake County (Devon Stewart)

Keibert Ruiz, 6/28/17 at Lake County (Jacob Lee)

Mitchell Hansen, 6/13/18 vs. West Michigan (Felix Vloria)

Romer Cuadrado, 8/11/18 vs. Dayton (Cory Thompson)

LOONS' NOTABLES

3+ Home Run Games

Cody Thomas, 8/3/17 at Dayton (16-5 win)

Inside-the-Park Home Runs

Dee Gordon, 9/11/09 at West Michigan (playoffs) (Luke Putkonen)

Christian Lara, 7/10/10 at Dayton (Kevin Arico)

Jesmuel Valentin, 4/5/14 at Fort Wayne (Pete Kelich)

Logan Landon, 5/29/16 at Bowling Green (Reece Karalus)

Jeran Kendall, 8/26/17 vs. Dayton (Scott Moss)

5+ Hit Games

Jaime Pedroza, 4/30/09 at Wisconsin (5-for-5)

Blake Smith, 4/8/10 at South Bend (5-for-6)

James Baldwin, 5/21/12 at Dayton (5-for-5)

Nick Sell, 8/12/15 at Kane County (5-for-5, R, RBI)

Matt Beaty, 8/29/15 at South Bend (5-for-6, 2R, 2RBI, 2B)

Oneil Cruz, 7/20/17 at Cedar Rapids (5-for-5, 3R, HR, 3RBI, 2B)

Hit for Cycle

Jaime Pedroza, 6/5/09 at West Michigan

15+ Game Hitting Streaks

24, Brian Cavazos-Galvez, 7/2/10 - 7/26/10 (.418, 41-for-98)

19, Brian Wolfe, 5/12/15 - 8/31/15 (.436, 34-for-78)

19, Eduardo Perez, 6/23/07 - 7/27/07 (.363, 29-for-80)

16, Dee Gordon, 6/10/09 - 6/30/09 (.426, 29-for-68)

15, Justin Chigbogu, 7/15/15 - 8/2/15 (.305, 18-for-59)

15, Jovanny Rosario, 4/3/08 - 4/19/08 (.306, 19-for-62)

15, Josh Bell, 5/12/07 - 5/29/07 (.464, 26-for-56)

Triple Plays (Turned)

5/4/09 at Beloit (1B Tony Delmonico, C Matt Wallach, 3B Parker Dalton)

8/15/10 at Bowling Green (SS Rafael Ynoa, 2B Joe Becker, 1B Chris Jacobs)

5/29/11 at Ft. Wayne (CF Joc Pederson, 2B Casio Grider, C Keyter Collado)

7/31/12 at Bowling Green (SS Darnell Sweeney, 2B Pedro Guerrero, 1B O'Koyea Dickson)

Triple Plays (Against)

4/19b/07 vs. Peoria (3B Josh Lansford, 2B Matt Camp, 1B D.J. Lewis)

4/28/13 at Quad Cities (3B Rio Ruiz, 2B Austin Elkins, 1B Miles Hamblin)

6/20/15 at Lansing (SS Richard Urena, 1B Ryan McBroom)

No-Hit Games (Thrown)

None

No-Hit Games (Against)

5/9/13 @ Fort Wayne, Max Fried (5 2/3), Matthew Shepherd (1 1/3),
Leonel Campos (1), Roman Madrid (1)

LOONS' NOTABLES

One-Hit Complete Games

Josh Wall, 6/27/07 @Fort Wayne (6 innings)

Two-Hit Complete Games

Bryan Morris, 6/27/08 vs. South Bend (5 innings)

Michael Boyle, 5/11/16 at Fort Wayne (7 innings-Game Two)

Three-Hit Complete Games

Josh Wall, 7/7/10 vs. Lansing

Red Patterson, 5/14/11 at Lansing (7 innings)

Zachary Bird, 4/15/14 vs. Beloit (7 innings-Game Two)

12+ Strikeout Games

14, Jose De Leon, 8/19/14 at Fort Wayne

12, Clayton Kershaw, 4/24/07 vs. Cedar Rapids

12, Victor Garate, 7/5/08 at Lansing

12, Greg Wilborn, 8/8/10 vs. Lansing

12, Jose De Leon, 8/29/14 vs. Lake County

10+ Game Winning Streaks (Team)

10, June 3-14, 2015

10, June 11-20, 2009

ALL-STARS

2007: Elfstrom Stadium - Geneva, Illinois

Clayton Kershaw, LHP

Francisco Lizarraga, IF

* Eduardo Perez, 1B

Miguel Ramirez, RHP

2008: Dow Diamond - Midland, Michigan

Kenley Jansen, C

* Steve Johnson, RHP

* Andrew Lambo, OF

Miguel Ramirez, RHP

2009: Alliant Energy Field - Clinton, Iowa

* Tony Delmonico, C

* Dee Gordon, S

Javy Guerra, RHP

* Jaime Pedroza, 2B

JonMichael Redding, RHP

* Kyle Russell, OF

Josh Walter, RHP

ALL-STARS

2010: Parkview Field - Fort Wayne, Indiana

* Christian Lara, SS
* ^ Jerry Sands, 1B
Will Savage, RHP
Angelo Songco, OF
Luis Vasquez, RHP
Allen Webster, RHP
Rafael Ynoa, 2B

2011: Modern Woodmen Park - Davenport, Iowa

Red Patterson, RHP
Garrett Gould, RHP
Ryan Christenson, LHP

2012: Fifth Third Bank Ballpark - Geneva, Illinois

Jarret Martin, LHP
* ^ O'Koyea Dickson, 1B
Joe Winker, 1B/OF

2013: Fifth Third Field - Dayton, Ohio

+ Jharel Cotton, RHP
+ Carlos Frias, RHP
* Tyler Ogle, C/1B

2014: Fifth Third Ballpark - Comstock Park, Michigan

* Joey Curletta, RF
* Kyle Farmer, C
Mark Pope, RHP

2015: Dozer Park - Peoria, Illinois

Michael Ahmed, 3B
Grant Holmes, RHP
J.D. Underwood, RHP

2016: Veterans Memorial Stadium - Cedar Rapids, Iowa

Dennis Santana, RHP

2017: Dow Diamond - Midland, MI

* Dustin May, RHP
Keibert Ruiz, C
Brendon Davis, SS

2018: Cooley Law School Stadium - Lansing, MI

Andre Scrubb, RHP
Jared Walker, 3B

* starter

^ MVP

+ promoted before game

ALL-STARS, AWARDS

POST-SEASON ALL-STARS

2007: *^ Clayton Kershaw, LHP | **2008:** Andrew Lambo, OF | **2009:** Tony Delmonico, C; *^ Dee Gordon, SS; * Kyle Russell, OF | **2010:** Brian Cavazos-Galvez, OF; Blake Smith, OF | **2013:** Geoff Brown, LHP | **2014:** Joey Curletta, RF | **2015:** Alex Verdugo, OF

* MWL MVP (Co-MVPs in 2009) ^ MWL Prospect of the Year

OTHER POST-SEASON AWARDS

Field of the Year / Sports Turf Manager

2007: Dow Diamond / Matt McQuaid

2009: Dow Diamond / Dan Jennings

Executive of the Year

2008: Paul Barbeau

Manager of the Year

2010: Juan Bustabad

John Henry Moss Community Service Award Nominee

2013, 2017

Rawlins Woman Executive of the Year Award

2018: Tiffany Wardynski

PITCHERS/PLAYERS OF THE WEEK

LHP Clayton Kershaw, 6/4/07

LHP Cody White, 6/25/07

SS Dee Gordon, 5/4/09

SS Dee Gordon, 6/22/09

RHP JonMichael Redding, 6/1/09

3B Anthony Hatch, 8/31/09

LHP Aaron Miller, 8/31/09

OF/1B Jerry Sands, 4/19/10

OF/1B Jerry Sands, 4/26/10

OF/1B Jerry Sands, 5/10/10

RHP Will Savage, 5/24/10

RHP Elisaul Pimentel, 6/7/10

OF Brian Cavazos-Galvez, 7/12/10

RHP Josh Wall, 7/12/10

C J.T. Wise, 9/6/10

OF Jon Garcia, 4/18/11

RHP Red Patterson, 6/6/11

OF Jon Garcia, 6/20/11

RHP Bret Montgomery, 8/15/11

RHP Scott Griggs, 7/1/13

RHP Zachary Bird, 8/26/13

RHP Jonathan Martinez, 6/26/14

LHP Michael Boyle, 5/15/16

OF Logan Landon, 8/21/16

LHP Leo Crawford, 5/7/17

3B/1B Jared Walker, 8/6/17

1B Nick Yarnall, 4/22/18

CAREER RECORDS

BATTING AVERAGE

Brian Cavazos-Galvez	.318
Jerry Sands	.311
Eduardo Perez	.302

GAMES PLAYED

James Baldwin	241
Alfredo Silverio	227
Preston Mattingly	215

AT-BATS

Alfredo Silverio	866
James Baldwin	809
Preston Mattingly	787

RUNS

Alfredo Silverio	112
James Baldwin	111
<i>Two Tied at</i>	110

HITS

Alfredo Silverio	238
Eduardo Perez	188
Christian Lara	183

DOUBLES

Alfredo Silverio	49
Paul Hoenecke	47
Brian Cavazos-Galvez	43

TRIPLES

James Baldwin	14
Dee Gordon	12
Leon Landry	11

HOME RUNS

Kyle Russell	26
Carlos Rincon	25
Jerry Sands	23
Alfredo Silverio	23

RUNS BATTED IN

Angelo Songco	107
Alfredo Silverio	106
Kyle Russell	102

WALKS

Malcolm Holland	107
Tyler Ogle	102
James Baldwin	86

STRIKEOUTS

James Baldwin	331
Preston Mattingly	244
Carlos Rincon	234

STOLEN BASES

James Baldwin	95
Dee Gordon	73
Malcolm Holland	69

CAUGHT STEALING

Dee Gordon	25
James Baldwin	19
Erik Kanaby	19

* ON-BASE PERCENTAGE

Jerry Sands	.411
Tyler Ogle	.391
Tony Delmonico	.383

* SLUGGING PERCENTAGE

Jerry Sands	.605
Kyle Russell	.545
Brian Cavazos-Galvez	.520

* ON-BASE PLUS SLUGGING

Jerry Sands	1.016
Kyle Russell	.916
Brian Cavazos-Galvez	.863

SACRIFICE FLIES

Alfredo Silverio	9
Nick Buss	9
Christian Lara	9

SACRIFICE BUNTS

Malcolm Holland	21
Francisco Lizarraga	16
Rafael Ynoa	14

HIT BY PITCH

Spencer Navin	18
Tyler Ogle	16
Michael Pericht	16

GROUND INTO DOUBLE PLAY

Brendon Davis	19
Alfredo Silverio	18
Anthony Hatch	17

ERRORS

Preston Mattingly	42
Jesse Bosnik	40
Brendon Davis	39

OUTFIELD ASSISTS

Alex Verdugo	21
James Baldwin	18
<i>Three Tied at</i>	13

CATCHER'S C.S.

Kenley Jansen	44
Spencer Navin	43
<i>Two Tied at</i>	37

GAMES PLAYED: CATCHER

Kenley Jansen	97
Michael Pericht	96
<i>Two Tied at</i>	80

GAMES PLAYED: FIRST BASE

Jaime Ortiz	149
Josmar Cordero	119
Eduardo Perez	110

GAMES PLAYED: SECOND

Preston Mattingly	153
Jaime Pedroza	122
Rafael Ynoa	113

GAMES PLAYED: SHORTSTOP

Christian Lara	148
Dee Gordon	127
Francisco Lizarraga	120

GAMES PLAYED: THIRD BASE

Jesse Bosnik	184
Anthony Hatch	123
Brian Ruggiano	104

GAMES PLAYED: OUTFIELD

James Baldwin	237
Alfredo Silverio	214
Nick Buss	169

WINS

JonMichael Redding	16
Josh Wall	15
<i>Three Tied at</i>	13

LOSSES

Justin Miller	18
Josh Wall	17
Bobby Blevins	17

+ EARNED RUN AVERAGE

Garrett Gould	2.40
Michael Boyle	2.84
Allen Webster	2.88

APPEARANCES

Miguel Ramirez	84
Miguel Sanfler	81
Steve Smith	70

GAMES STARTED

Josh Wall	50
Justin Miller	46
<i>Two Tied at</i>	38

COMPLETE GAMES

Bobby Blevins	2
Josh Wall	2
Chris Mathewson	2

SHUTOUTS

Jharel Cotton	1
Bryan Morris	1
Will Savage	1
Josh Wall	1
Michael Boyle	1

SAVES

Miguel Ramirez	35
Luis Vasquez	20
Craig Stem	18

INNINGS PITCHED

Justin Miller	289.2
Josh Wall	282.1
Brandon Martinez	225

HITS

Justin Miller	284
Josh Wall	280
Brandon Martinez	269

RUNS

Justin Miller	155
Josh Wall	151
Brandon Martinez	136

EARNED RUNS

Josh Wall	132
Justin Miller	127
Brandon Martinez	126

HOME RUNS ALLOWED

Brandon Martinez	22
Josh Wall	22
Arisemdy Ozoria	19

CAREER RECORDS

HIT BATSMEN

Josh Wall	24
Justin Miller	20
Greg Wilborn	14

WALKS

Justin Miller	134
Josh Wall	116
Miguel Sanfler	104

STRIKEOUTS

Josh Wall	254
Justin Miller	177

BALKS

Leo Crawford	6
Victor Gonzalez	5
Gustavo Gomez	5

WILD PITCHES

Josh Wall	30
Justin Miller	28
Miguel Sanfler	24

DOUBLE PLAYS INDUCED

Justin Miller	38
<i>Four Tied at</i>	15

BATTING AVERAGE AGAINST[^]

Matt Magill	.194
Blake Brannon	.195
Clayton Kershaw	.201

HOLDS

Steve Smith	20
Bret Montgomery	12
Luis Meza	11

* Minimum 378 plate appearances (2.7 per game x 140 games)

+ Minimum 112 innings pitched

^ Minimum 308 batters faced

SINGLE-SEASON RECORDS

* BATTING AVERAGE

Brian Cavazos-Galvez (2010)	.318
Eduardo Perez (2007)	.311
Dee Gordon (2009)	.301

GAMES PLAYED

Scott Schebler (2012)	137
Jaime Pedroza (2009)	136
Angelo Songco (2010)	135

AT-BATS

Dee Gordon (2009)	538
Jaime Pedroza (2009)	520
Joey Curletta (2014)	516

RUNS

Jaime Pedroza (2009)	100
Dee Gordon (2009)	96
Kyle Russell (2009)	90

HITS

Dee Gordon (2009)	162
Brian Cavazos-Galvez (2010)	156
Joey Curletta (2014)	143

DOUBLES

Brian Cavazos-Galvez (2010)	43
Kyle Russell (2009)	39
Paul Hoenecke (2014)	37

TRIPLES

Dee Gordon (2009)	12
Leon Landry (2011)	11
Jovanny Rosario (2008)	10
Casio Grider (2010)	10

HOME RUNS

Kyle Russell (2009)	26
Cody Thomas (2017)	20
Jon Garcia (2011)	19
Blake Smith (2010)	19

RUNS BATTED IN

Kyle Russell (2009)	102
Andrew Lambo (2008)	79
Jaime Pedroza (2009)	78

WALKS

Tyler Ogle (2013)	96
Jaime Pedroza (2009)	78
Kyle Russell (2009)	72

STRIKEOUTS

Kyle Russell (2009)	180
James Baldwin (2012)	177
Jaime Pedroza (2009)	162

STOLEN BASES

Dee Gordon (2009)	73
James Baldwin (2012)	53
Brayan Morales (2018)	46

CAUGHT STEALING

Dee Gordon (2009)	25
Erik Kanaby (2008)	19
Malcolm Holland (2013)	16

* ON-BASE PERCENTAGE

Tyler Ogle (2013)	.401
Tony Delmonico (2009)	.383
Kyle Russell (2009)	.371

* SLUGGING PERCENTAGE

Kyle Russell (2009)	.545
Brian Cavazos-Galvez (2010)	.520
Blake Smith (2010)	.488

* ON-BASE PLUS SLUGGING

Kyle Russell (2009)	.916
Brian Cavazos-Galvez (2010)	.863
Blake Smith (2010)	.852

SACRIFICE FLIES

J.T. Wise (2010)	8
Joe Winker (2012)	7

SACRIFICE BUNTS

Rafael Ynoa (2010)	14
<i>Three Tied at</i>	11

HIT BY PITCH

Marcus Chiu (2018)	18
Spencer Navin (2014)	15
Jeremy Rathjen (2013)	15

GROUND INTO DOUBLE PLAY

Anthony Hatch (2009)	17
<i>Four tied at</i>	13

ERRORS

Josh Bell (2007)	35
Dee Gordon (2009)	34
Preston Mattingly (2007)	30

SINGLE-SEASON RECORDS

OUTFIELD ASSISTS

Alex Verdugo (2015)	21
Romer Cuadrado (2018)	14
Joey Curletta (2014)	13

CATCHER'S CAUGHT STEALING

Pratt Maynard (2012)	37
Kenley Jansen (2008)	35
Michael Pericht (2011)	33

GAMES PLAYED: CATCHER

Michael Pericht (2011)	83
Gorman Erickson (2010)	80
Kenley Jansen (2008)	78

GAMES PLAYED: FIRST BASE

Tyler Ogle (2013)	102
Josmar Cordero (2014)	90
Eduardo Perez (2007)	84

GAMES PLAYED: SECOND BASE

Jaime Pedroza (2009)	122
Rafael Ynoa (2010)	113
Jesmeul Valentin (2014)	105

GAMES PLAYED: SHORTSTOP

Dee Gordon (2009)	127
Christian Lara (2010)	91
Brendon Davis (2016)	80

GAMES PLAYED: THIRD BASE

Anthony Hatch (2009)	123
Paul Hoenecke (2014)	111
Brian Ruggiano (2010)	104

GAMES PLAYED: OUTFIELD

Scott Schebler (2012)	130
<i>Two Tied at</i>	126
<i>Two Tied at</i>	125

WINS

JonMichael Redding (2009)	16
Geoff Brown (2013)	12
Allen Webster (2010)	12

LOSSES

Zachary Bird (2014)	17
Justin Miller (2008)	11
Daigoro Rondon (2008)	11

EARNED RUN AVERAGE +

Garrett Gould (2011)	2.40
Allen Webster (2010)	2.88
Matt Magill (2010)	3.28

APPEARANCES

Jacob Rhame (2014)	51
Luis Meza (2013)	51
Michael Johnson (2014)	50

GAMES STARTED

Bobby Blevins (2009)	27
Josh Wall (2010)	26
JonMichael Redding (2009)	26

COMPLETE GAMES

Trevor Oaks (2015)	2
Bobby Blevins (2009)	2
Chris Mathewson (2017)	2

SHUTOUTS

Jharel Cotton (2013)	1
----------------------	---

Bryan Morris (2008)	1
Will Savage (2010)	1
Josh Wall (2010)	1
Michael Boyle (2016)	1

SAVES

Luis Vasquez (2010)	20
Miguel Ramirez (2008)	20
<i>Two Tied at</i>	16

INNINGS PITCHED

Bobby Blevins (2009)	153.2
Josh Wall (2010)	153
Justin Miller (2008)	140

HITS

Bobby Blevins (2009)	159
JonMichael Redding (2009)	149
Josh Wall (2010)	144

RUNS

Bobby Blevins (2009)	82
Josh Wall (2010)	80
Leo Crawford (2017)	80

EARNED RUNS

Josh Wall (2010)	72
Bobby Blevins (2009)	71
Gustavo Gomez (2012)	69
Leo Crawford (2017)	69

HOME RUNS ALLOWED

Raydel Sanchez (2012)	17
<i>Three Tied at</i>	13

HIT BATSMEN

Josh Wall (2010)	14
Gustavo Gomez (2012)	12
<i>Three Tied at</i>	11

WALKS

Justin Miller (2008)	74
Josh Wall (2010)	68
Miguel Sanfler (2007)	63

STRIKEOUTS

Josh Wall (2010)	151
Matt Magill (2010)	135
Clayton Kershaw (2007)	134

BALKS

Leo Crawford (2017)	5
Kevin Guzman (2015)	4
Andrew Pevsner (2011)	4

WILD PITCHES

Josh Wall (2010)	20
Jordan Pratt (2009)	19
Miguel Sanfler (2007)	15

DOUBLE PLAYS INDUCED

Justin Miller (2008)	19
Justin Miller (2009)	15
Miguel Sanfler (2007)	12

BATTING AVERAGE AGAINST^

Matt Magill (2010)	.194
Angel Sanchez (2011)	.198
Clayton Kershaw (2007)	.203

HOLDS

Steve Smith (2010)	17
--------------------	----

POSTSEASON RESULTS/RECORDS

DATE	OPP.	SCORE	WINNER	LOSER	SAVE	ATTEND	TIME
9/9/09	WM	W, 7-2	Aaron Miller	Casey Crosby	--	4,801	2:40
9/10/09	at WM	L, 0-7	Adam Wilk	JonMichael Redding	Robert Waite	5,698	2:30
9/11/09	at WM	W, 3-2 (10)	Cole St. Clair	Tyler Stohr	--	2,299	3:20
9/12/09	FW	W, 11-10 (11)	Jordan Pratt	Zach Herr	--	4,029	4:16
9/13/09	at FW	L, 4-9	Rob Musgrave	Bobby Blevins	--	2,734	2:58
9/14/09	at FW	L, 3-4 (10)	Brad Brach	Cole St. Clair	--	3,709	3:07
9/8/10	at FW	L, 0-1	Allen Webster	Matt Lollis	Miles Mikolas	2,462	2:36
9/9/10	FW	W, 10-5	Steve Ames	Stiven Osuna	--	3,917	3:01
9/10/10	FW	W, 6-4	Steve Smith	Jerry Sullivan	Luis Vasquez	3,569	3:04
9/12/10	at LC	W, 10-8	Josh Wall	Giovanni Soto	Luis Vasquez	917	3:10
9/13/10	LC	L, 6-7	Francisco Jimenez	Allen Webster	Preston Guilmet	3,704	3:12
9/14/10	LC	L, 1-6	Vidal Nuno	Greg Wilborn	--	2,839	2:52
9/4/13	SB	L, 0-3	Aaron Blair	Chris Anderson	Jimmie Sherfy	2,331	3:15
9/5/13	at SB	L, 1-5	Braden Shipley	Jonathan Martinez	--	3,508	2:27
9/9/15	LAN	L, 5-6	Shane Dawson	Luis De Paula	Jose Fernandez	1,807	2:49
9/10/15	at LAN	L, 4-5	Dusty Isaacs	Tommy Bergians	--	2,415	2:49
9/7/16*	BG	W, 15-1	Dean Kremer	Jose Mujica	--	1,480	3:56
9/9/16	at BG	L, 6-8	Yoel Espinal	Jose Santos	--	562	2:56
9/10/16	at BG	W, 5-2	Leo Crawford	Elias Torres	Andrew Istler	437	2:50
9/11/16	WM	W, 4-1	Ivan Veitez	Toller Boardman	Shea Spitzbarth	1,391	2:38
9/12/16	at WM	L, 3-5	Sandy Baez	Victor Gonzalez	Mark Ecker	2,195	2:30
9/13/16	at WM	W, 5-2	Andrew Istler	Drew Smith	Shea Spitzbarth	2,086	2:47
9/14/16	at CLI	L, 6-16	Rhon Pierce	Dennis Santana	--	815	3:33
9/15/16	at CLI	W, 4-0	Leo Crawford	Pablo Lopez	--	1,101	2:40
9/17/16	CLI	W, 4-0	Andrew Istler	Kevin Gadea	Shea Spitzbarth	3,449	2:27
9/18/16	CLI	W, 9-8	Karch Kowalczyk	Matt Walker	Dean Kremer	3,305	3:17
9/5/18	at WM	L, 0-6	Brad Bass	Gerardo Carrillo	--	1,443	2:38
9/6/18	WM	L, 1-2	Billy Lescher	Darien Nunez	--	2,006	3:19

* Game was suspended due to heavy rain, completed on 9/8/16

Overall: 13-15, **Series:** 5-5

Home: 8-5
Road: 5-10

MOST GAMES PLAYED

Nick "Chili" Buss	12
Joe Becker	11

MOST RUNS SCORED

Saige Jenco	10
Nick "Chili" Buss	9
Brendon Davis	8

MOST HITS

Nick "Chili" Buss	16
Saige Jenco	15
<i>Two Tied at</i>	13

MOST DOUBLES

Joe Becker	4
Jake Henson	4
Saige Jenco	3

MOST TRIPLES

Joe Becker	2
<i>Six Tied at</i>	1

MOST HOME RUNS

Jaime Pedroza	2
<i>16 Tied at</i>	1

MOST RUNS BATTED IN

Omar Estevez	9
<i>Three Tied at</i>	8

MOST WALKS

Jaime Pedroza	6
Darien Tubbs	6
<i>Three Tied at</i>	5

MOST STRIKEOUTS

Brendon Davis	13
Saige Jenco	13
Omar Estevez	12

MOST STOLEN BASES

Dee Gordon	3
<i>Three Tied at</i>	2

MOST WINS

Leo Crawford	2
Andrew Istler	2

MOST APPEARANCES

Steve Smith	5
<i>Four Tied at</i>	4

MOST SAVES

Shea Spitzbarth	3
Luis Vasquez	2

MOST INNINGS PITCHED

Steve Smith	13.1
Aaron Miller	12
Yadier Alvarez	12

MOST STRIKEOUTS

Steve Smith	16
Aaron Miller	13

OPENING DAY LINEUPS

April 5, 2007

Trayvon Robinson CF
 Preston Mattingly SS
 Matt Berezay LF
 Josh Bell 3B
 Carlos Santana C
 David Sutherland 1B
 Eduardo Perez DH
 Justin Fuller 2B
 Bridger Hunt RF
 Clayton Kershaw LHP

W, 10-3 at S.B. | A: 989

WP: Doug Brooks

LP: Brett Anderson

April 3, 2008

Jovanny Rosario CF
 Erik Kanaby DH
 Preston Mattingly 2B
 Andrew Lambo LF
 Brian Mathews 1B
 Pedro Baez 3B
 Scott Van Slyke RF
 Kenley Jansen C
 Joe Becker SS
 Justin Miller RHP

W, 5-2 vs. DAY | A: 4,631

WP: Daigoro Rondon

LP: Scott Carroll

S: Miguel Ramirez

April 9, 2009

Dee Gordon SS
 Erik Kanaby CF
 Jaime Pedroza 2B
 Austin Gallagher DH
 Tony Delmonico C
 Anthony Hatch 3B
 Kyle Russell RF
 Alfredo Silverio LF
 Matt Wallach 1B
 JonMichael Redding RHP

W, 14-3 at DAY | A: 8,385

WP: JonMichael Redding

LP: Matt Fairle

April 8, 2010

Brian Ruggiano 3B
 Christian Lara SS
 Brian Cavazos-Galvez CF
 Angelo Songco LF
 Jerry Sands 1B
 J.T. Wise C
 Blake Smith RF
 Chris Jacobs 1B
 Pedro Guerrero 2B
 Josh Wall RHP

W, 16-5 at S.B. | A: 834

WP: Jordan Roberts

LP: Michael Belfiore

April 7, 2011

Leon Landry CF
 Christian Lara SS
 Blake Dean 1B
 Nick Akins LF
 Jon Garcia RF
 Roman Pena DH
 Michael Pericht C
 Jesse Bosnik 3B
 Casio Grider 2B
 Red Patterson RHP

L, 13-3 vs. L.C. | A: 3,823

WP: Michael Goodnight

LP: Red Patterson

April 6, 2012

James Baldwin CF
 Kevin Taylor 2B
 Joe Winker 1B
 Scott Schebler RF
 Noel Cuevas LF
 Pratt Maynard C
 Devin Shines DH
 Jesse Bosnik 3B
 Delvis Morales SS
 Jarret Martin LHP

L, 3-2 at LAN | A: 2,112

WP: Brandon Berl

LP: Jose Dominguez

S: Ajay Meyer

April 4, 2013

Eric Smith C
 Jeremy Rathjen RF
 Corey Seager SS
 Paul Hoenecke 3B
 Devin Shines LF
 Jesus Valdez 1B
 Tyler Ogle DH
 Alexis Aguilar 2B
 Malcolm Holland CF
 Angel Sanchez RHP

L, 5-2 vs. F.W. | A: 3,765

WP: Joe Ross

LP: Angel Sanchez

S: Roman Mejia

April 3, 2014

Malcolm Holland DH
 Jacob Scavuzzo CF
 Kyle Farmer C
 Paul Hoenecke 3B
 Joey Curletta RF
 Justin Chigbogu 1B
 Alex Santana LF
 Jesmuel Valentin 2B
 Dillon Moyer SS
 Jonathan Martinez RHP

W, 9-0 at F.W. | A: 4,447

WP: Jonathan Martinez

LP: Walker Weickel

April 12, 2015

Jimmy Allen 3B
 Alex Verdugo CF
 Yadir Drake RF
 Justin Chigbogu 1B
 Julian Leon C
 Scott DeJong DH
 Jacob Scavuzzo LF
 Michael Ahmed 2B
 Tyler Wampler SS
 Brock Stewart RHP

W, 5-1 at W.M. | A: 3,733

WP: Brock Stewart

LP: A.J. Ladwig

April 9, 2016

Logan Landon CF
 Omar Estevez 2B
 Jordan Paroubeck LF
 Matt Jones 1B
 Brendon Davis SS
 Ariel Sandoval RF
 Federico Celli DH
 Garrett Kennedy C
 Cristian Gomez 3B
 Michael Boyle LHP

W, 5-4 vs LAN | A: 2,664

WP: Nolan Long

LP: Tayler Saucedo

April 7, 2017

Saige Jenco LF
 Brendon Davis SS
 Oneil Cruz 3B
 Carlos Rincon RF
 Cody Thomas CF
 Keibert Ruiz C
 Gersel Pitre 1B
 Luis Paz DH
 Zach McKinstry 2B
 Leo Crawford LHP

L, 6-3 vs LAN | A: 1,274

WP: Justin Maese

LP: Tony Gonsolin

April 5, 2018

Brandon Montgomery 3B
 Romer Cuadrado LF
 Starling Heredia DH
 Carlos Rincon RF
 Nick Yarnall 1B
 Moises Perez 2B
 Zach McKinstry SS
 Ramon Rodriguez C
 Brayan Morales CF
 Max Gamboa RHP

L, 12-1 vs LAN | A: 1,764

WP: Yennsy Diaz

LP: Max Gamboa

YEARLY CAPSULES

2007

1st Half:	34-36 (4th/6)	Games Leader:	116, Eduardo Perez/Matt Berezay
2nd Half:	23-46 (6th/6)	BA Leader	.311, Eduardo Perez
Overall:	57-82 (12th/14)	HR Leader:	15, Josh Bell
Playoffs:	DNQ	ERA Leader:	1.57, Miguel Ramirez
Manager:	Lance Parrish	SO Leader:	134, Clayton Kershaw
Top GL Prospect:	Clayton Kershaw	Notes:	Clayton Kershaw named Post-Season All-Star.
Attendance:	324,564		

2008

1st Half:	30-39 (5th/6)	Games Leader:	127, Jovanny Rosario
2nd Half:	23-46 (6th/6)	BA Leader	.288, Andrew Lambo
Overall:	54-85 (14th/14)	HR Leader:	15, Andrew Lambo
Playoffs:	DNQ	ERA Leader:	1.85, Victor Garate
Manager:	Juan Bustabad	SO Leader:	103, Victor Garate
Top GL Prospect:	Pedro Baez	Notes:	Andrew Lambo named Post-Season All-Star.
Attendance:	299,416		

2009

1st Half:	40-30 (3rd/6)	Games Leader:	136, Jaime Pedroza
2nd Half:	41-29 (2nd/6)	BA Leader	.301, Dee Gordon
Overall:	81-59 (3rd/14)	HR Leader:	26, Kyle Russell
Playoffs:	L, 2-1 in EDF to FW	ERA Leader:	1.58, Geison Aguasviva
Manager:	Juan Bustabad	SO Leader:	120, Ethan Martin
Top GL Prospect:	Ethan Martin	Notes:	Tony Delmonico and Dee Gordon named co-MVPs of Midwest League...Most triples of any MWL tm.
Attendance:	271,146		

2010

1st Half:	43-26 (2nd/8)	Games Leader:	135, Angelo Songco
2nd Half:	47-23 (1st/8)	BA Leader	.333, Jerry Sands
Overall:	90-49 (1st/16)	HR Leader:	19, Blake Smith
Playoffs:	L, 2-1 in EDF to LC	ERA Leader:	2.69, Steve Smith
Manager:	Juan Bustabad	SO Leader:	151, Josh Wall
Top GL Prospect:	Allen Webster	Notes:	Juan Bustabad named Manager of the Year...Brian Cavazos-Galvez and Blake Smith named Post-Season All-Stars.
Attendance:	263,878		

2011

1st Half:	39-30 (3rd/8)	Games Leader:	130, Jon Garcia
2nd Half:	33-37 (6th/8)	BA Leader	.273, Michael Pericht
Overall:	72-67 (6th/16)	HR Leader:	19, Jon Garcia
Playoffs:	DNQ	ERA Leader:	2.40, Garrett Gould
Manager:	John Shoemaker	SO Leader:	104, Garrett Gould
Top GL Prospect:	Zach Lee	Notes:	Red Patterson, Garrett Gould and Ryan Christenson named Mid-Season All-Stars.
Attendance:	264,249		

2012

1st Half:	34-36 (5th/8)	Games Leader:	137, Scott Schebler
2nd Half:	33-37 (6th/8)	BA Leader	.272, O'Koyea Dickson
Overall:	67-73 (12th/16)	HR Leader:	17, O'Koyea Dickson
Playoffs:	DNQ	ERA Leader:	1.24, Mike Thomas
Manager:	John Shoemaker	SO Leader:	78, Jarret Martin
Top GL Prospect:	James Baldwin	Notes:	O'Koyea Dickson named MVP of All-Star Game...Team 2nd in SB in MWL (189).
Attendance:	259,160		

YEARLY CAPSULES

2013

1st Half:	27-43 (7th/8)
2nd Half:	40-29 (2nd/8)
Overall:	67-72 (9th/16)
Playoffs:	L, 2-0 in 1rd to SB
Manager:	Razor Shines
Top GL Prospect:	Corey Seager
Attendance:	231,639

Games Leader:	131, Jeremy Rathjen
BA Leader	.309, Corey Seager
HR Leader:	12, Corey Seager/Tyler Ogle
ERA Leader:	1.96, Chris Anderson
SO Leader:	85, Miguel Sulbaran
Notes:	Geoff Brown named Post-Season All-Star...Pitching staff had most Ks in MWL (1113).

2014

1st Half:	34-36 (4th/8)
2nd Half:	32-37 (5th/8)
Overall:	66-73 (10th/14)
Playoffs:	DNQ
Manager:	Bill Haselman
Top GL Prospect:	Jacob Scavuzzo
Attendance:	230,019

Games Leader:	133, Joey Curletta
BA Leader	.280, Jesmuel Valentin
HR Leader:	15, Paul Hoenecke
ERA Leader:	1.32, Victor Araujo
SO Leader:	110, Zachary Bird
Notes:	Joey Curletta named Post-Season All-Star.

2015

1st Half:	38-30 (2nd/8)
2nd Half:	30-39 (8th/8)
Overall:	68-69 (10th/16)
Playoffs:	L, 2-0 in 1rd to LAN
Manager:	Luis Matos
Top GL Prospect:	Grant Holmes
Attendance:	221,749

Games Leader:	118, Mike Ahmed
BA Leader	.297, Matt Beaty
HR Leader:	13, Justin Chigbogu
ERA Leader:	2.26, Bubby Rossman
SO Leader:	117, Grant Holmes
Notes:	Alex Verdugo named Post-Season All-Star.

2016

1st Half:	29-41 (7th/8)
2nd Half:	36-34 (3rd/8)
Overall:	65-75 (11th/16)
Playoffs:	MWL Champs
Manager:	Gil Velasquez
Top GL Prospect:	Alex Verdugo
Attendance:	210,054

Games Leader:	122, Omar Estevez
BA Leader	.263, Logan Landon
HR Leader:	11, Ariel Sandoval
ERA Leader:	1.94, Gavin Pittore
SO Leader:	124, Dennis Santana
Notes:	First Midwest League championship in franchise history.

2017

1st Half:	36-33 (5th/8)
2nd Half:	33-37 (5th/8)
Overall:	69-70 (8th/16)
Playoffs:	DNQ
Manager:	Jeremy Rodriguez
Top GL Prospect:	Gavin Lux
Attendance:	202,433

Games Leader:	121, Cody Thomas
BA Leader	.245, Brendon Davis
HR Leader:	20, Cody Thomas
ERA Leader:	1.49, Sven Schueller
SO Leader:	113, Dustin May
Notes:	Hosted all-star game...Dustin May, Keibert Ruiz and Brendon Davis named Mid-Season All-Stars.

2018

1st Half:	24-44 (8th/8)
2nd Half:	36-33 (3rd/8)
Overall:	60-77 (13th/16)
Playoffs:	L 1rd 2-0 to WM
Manager:	John Shoemaker
Top GL Prospect:	Starling Heredia
Attendance:	187,220

Games Leader:	123, Romer Cuadrado
BA Leader	.273, Brayan Morales
HR Leader:	9, Brandon Montgomery
ERA Leader:	1.65, Gerardo Carrillo
SO Leader:	103, Edwin Uceta
Notes:	Andre Scrubb and Jared Walker named Mid-Season All-Stars.

FINAL STATISTICS - 2007 SEASON

BATTER	Avg.	G	AB	R	H	2B	3B	HR	RBI	BB	SO	SB	CS
Apodaca, Juan	.259	58	205	23	53	6	1	8	27	16	39	2	0
Bell, Josh	.289	108	398	65	115	21	3	15	62	39	109	5	1
Berezay, Matt	.276	116	427	58	118	34	5	13	64	37	80	8	8
Brooks, Parker	.071	6	14	1	1	0	0	0	1	1	1	0	0
Fuller, Justin	.239	29	88	13	21	2	1	1	3	6	13	1	2
Giles, Tommy	.320	34	125	24	40	8	3	6	18	11	30	3	4
Gonzalez, Adolfo	.296	84	314	42	93	20	2	5	29	27	69	7	5
Herrera, Elian	.167	9	36	3	6	2	0	0	3	1	10	3	1
Hunt, Bridger	.296	46	179	29	53	7	1	1	19	15	30	6	5
Jansen, Kenley	.102	20	59	5	6	1	0	1	6	7	18	0	1
Lizarraga, Francisco	.261	79	284	35	74	17	0	6	29	11	76	11	5
Mathews, Brian	.319	23	91	8	29	6	0	1	2	5	18	3	0
Mattingly, Preston	.210	107	404	42	85	12	7	3	40	22	119	11	3
Perez, Eduardo	.311	116	447	56	139	20	2	14	60	34	91	8	5
Peterson, James	.271	59	210	20	57	11	0	3	28	24	67	1	4
Rivera, Juan	.252	39	143	20	36	5	1	4	16	8	28	3	4
Rivera, Michael	.211	6	19	2	4	0	0	0	2	1	3	1	0
Robinson, Trayvon	.253	110	396	50	100	9	4	2	31	32	119	22	9
Santana, Carlos	.223	86	292	32	65	20	1	7	36	40	45	5	3
Sutherland, David	.197	34	117	8	23	4	0	1	11	2	27	0	0
Talao, Rick	.205	21	78	8	16	6	0	1	6	1	22	0	0
Van Slyke, Scott	.254	104	351	38	89	18	1	2	35	27	68	4	4
Totals	.261	139	4677	582	1223	229	32	94	528	367	1082	104	64
PITCHER	W	L	ERA	G	GS	SV	IP	H	R	ER	HR	BB	SO
Adkins, James	0	1	2.42	11	11	0	26.0	17	7	7	1	10	30
Brannon, Blake	2	2	8.82	13	0	0	16.1	17	19	16	2	11	13
Brooks, Douglas	1	2	5.67	13	0	2	27.0	31	19	17	0	11	20
Castillo, Arismendy	3	8	5.36	23	11	0	92.1	115	76	55	4	61	67
Coleman, Paul	2	5	5.10	11	9	0	54.2	72	35	31	3	21	29
Diaz, Jose	0	0	6.75	2	0	0	1.1	2	1	1	1	3	0
Felix, Francisco	1	1	0.76	10	3	1	35.1	19	10	3	0	9	35
Figueroa, Jonathan	1	0	0.90	5	0	0	10.0	8	1	1	1	9	17
Gardner, Michael	3	3	5.94	16	4	1	47.0	60	35	31	1	12	30
German, Yulkin	0	0	17.44	12	0	0	16.0	37	34	31	1	21	12
Gomez de Segura, Matthew	0	2	9.49	8	0	0	12.1	17	18	13	1	17	13
Gonzalez, Adolfo	0	0	---	1	0	0	0.0	1	0	0	0	0	0
Johnson, Steve	3	6	4.85	18	16	0	81.2	90	57	44	2	40	65
Jones, Joseph	1	3	5.40	26	0	1	58.1	63	40	35	0	32	42
Kershaw, Clayton	7	5	2.77	20	20	0	97.1	72	39	30	5	50	134
Malone, Chris	1	3	5.77	14	3	1	39.0	42	37	25	4	23	41
Melgarejo, Thomas	4	8	6.20	33	12	4	90.0	110	71	62	9	44	57
Peterson, James	0	1	27.00	3	0	0	2.0	3	6	6	0	5	3
Pfeiffer, David	4	2	3.19	12	3	1	36.2	32	18	13	0	24	19
Ramirez, Miguel	2	1	1.57	41	0	15	51.2	44	12	9	1	30	56
Rodriguez, Jesus	1	0	2.30	14	0	3	31.1	27	10	8	1	7	21
Sanfler, Miguel	3	4	5.14	43	0	3	70.0	69	46	40	4	63	67
Sexton, Timothy	3	1	3.57	5	0	0	22.2	24	11	9	2	5	25
Smit, Kyle	0	5	8.34	5	5	0	22.2	26	26	21	2	12	26
Wall, Josh	6	10	4.18	26	24	1	129.1	136	71	60	8	48	103
White, Cody	8	5	2.48	15	14	0	76.1	68	25	21	3	41	63
White, Garrett	1	4	3.33	23	4	2	51.1	47	23	19	2	15	63
Totals	57	82	4.53	139	139	35	1198.2	1249	747	603	58	624	1051

FINAL STATISTICS - 2008 SEASON

BATTER	Avg.	G	AB	R	H	2B	3B	HR	RBI	BB	SO	SB	CS
Baez, Pedro	.178	59	185	23	33	10	1	1	16	17	45	3	1
Becker, Joe	.195	41	133	14	26	5	0	0	3	11	35	3	0
Dalton, Parker	.231	83	273	25	63	17	2	2	22	18	65	8	2
Fuller, Justin	.277	16	47	8	13	3	1	0	4	10	7	2	3
Garabedian, Alex	.267	54	180	12	48	13	1	3	21	11	38	0	6
Garcia, Yossandy	.136	25	66	5	9	3	0	1	2	1	30	1	2
Jansen, Kenley	.227	79	247	31	56	15	0	9	27	23	72	3	0
Kanaby, Erik	.272	122	448	56	122	9	3	0	25	56	54	26	19
Lambo, Andrew	.288	123	472	58	136	33	2	15	79	41	110	5	2
Lizarraga, Francisco	.191	51	173	13	33	2	0	2	10	8	35	1	5
Lopez, Esteban	.286	3	7	0	2	0	0	0	0	2	2	0	0
Mathews, Brian	.204	64	196	16	40	13	1	4	19	31	42	3	0
Mattingly, Preston	.224	92	335	37	75	14	3	6	24	16	108	11	4
Mier, Jessie	.278	14	54	5	15	3	0	0	5	0	10	0	0
Ortiz, Jaime	.217	97	336	36	73	18	1	13	48	33	86	2	1
Perez, Eduardo	.280	47	175	24	49	10	1	5	24	14	50	1	1
Rivera, Juan	.241	10	29	2	7	3	0	0	3	1	5	0	0
Rosario, Jovanny	.270	127	482	68	130	17	10	1	35	30	94	39	14
Silverio, Alfredo	.263	95	376	37	99	15	4	10	45	7	83	6	3
Taylor, Brandon	.221	52	199	21	44	11	1	5	25	6	36	1	0
Van Slyke, Scott	.148	22	61	4	9	4	0	0	7	12	11	0	0
Vetters, Travis	.218	28	101	9	22	6	0	0	6	6	26	4	1
Totals	.241	139	4575	504	1104	224	31	77	450	354	1044	119	64
PITCHER	W	L	ERA	G	GS	SV	IP	H	R	ER	HR	BB	SO
Aguasviva, Geison	1	2	8.38	8	2	0	19.1	34	21	18	1	6	20
Blevins, Bobby	2	7	2.96	23	1	5	48.2	44	21	16	3	14	57
Brannon, Blake	2	0	2.86	18	0	1	34.2	18	12	11	2	18	44
Cedeno, Juan	0	4	4.22	6	6	0	32.0	45	18	15	3	7	18
Diaz, Wilfredo	0	1	6.39	7	0	0	12.2	14	9	9	2	10	15
Dutton, Jonathan	1	0	5.20	15	0	1	36.1	30	22	21	2	37	43
Ferreras, Luis	0	0	8.53	7	0	0	12.2	20	12	12	1	10	3
Garate, Victor	6	3	1.85	17	12	0	77.2	61	22	16	4	28	103
Johnson, Steve	9	2	2.34	13	13	0	73.0	59	21	19	4	25	57
Kutz, Given	5	6	4.09	23	18	1	105.2	110	51	48	9	18	81
Lindblom, Josh	0	0	1.86	8	8	0	29.0	14	6	6	2	4	33
Mattison, Kieran	1	0	0.00	1	1	0	6.0	7	0	0	0	2	3
Melgarejo, Thomas	2	6	4.19	28	8	1	73.0	83	43	34	8	30	62
Miller, Justin	4	11	3.99	27	25	0	140.0	132	76	62	6	74	82
Morris, Bryan	2	4	3.20	17	17	0	81.2	74	34	29	5	31	72
Ramirez, Miguel	2	9	4.29	44	0	20	50.1	56	30	24	3	32	47
Rondon, Daigoro	4	11	6.96	21	11	0	73.2	113	64	57	7	28	82
Sanfler, Miguel	2	4	3.95	38	0	2	79.2	66	42	35	2	41	77
Sartor, Matthew	4	2	3.83	25	0	4	51.2	41	23	22	6	17	66
Smit, Kyle	1	4	6.55	16	12	0	57.2	68	47	42	6	36	44
Stanke, Cal	2	0	3.60	7	0	1	15.0	14	9	6	0	8	11
Thompson, Eric	0	1	4.85	4	0	0	13.0	11	8	7	3	5	7
Tomey, Anthony	0	1	4.76	4	0	0	5.2	7	3	3	0	3	11
Vetters, Travis	0	0	0.00	1	0	0	1.0	1	0	0	0	0	1
Wade, Cory	0	0	0.00	1	1	0	1.0	1	0	0	0	0	0
White, Garrett	3	3	3.67	15	4	2	54.0	45	24	22	5	16	55
Zimmermann, Rob	1	4	4.06	18	0	0	31.0	36	18	14	1	6	26
Totals	54	85	4.06	139	139	38	1216.0	1204	636	548	85	506	1120

FINAL STATISTICS - 2009 SEASON

BATTER	Avg.	G	AB	R	H	2B	3B	HR	RBI	BB	SO	SB	CS
Becker, Joe	.339	17	59	10	20	4	1	1	11	7	12	0	0
Buss, Nick	.260	110	416	55	108	15	5	10	63	21	75	14	3
Calfée, Clay	.125	11	40	3	5	1	0	0	3	4	21	0	0
Dalton, Parker	.169	55	148	19	25	9	1	1	14	11	44	1	1
Delmonico, Tony	.285	100	365	53	104	22	2	9	43	46	86	5	0
Gallagher, Austin	.257	60	226	28	58	11	0	3	30	21	43	1	1
Gordon, Dee	.301	131	538	96	162	17	12	3	35	43	90	73	25
Hatch, Anthony	.294	130	479	80	141	36	6	11	73	51	70	6	2
Herrera, Elian	.250	13	40	6	10	0	0	0	2	1	9	1	2
Kanaby, Erik	.143	9	21	5	3	1	0	0	5	8	3	1	1
Lopez, Esteban	.203	49	148	13	30	5	0	3	22	12	37	1	0
Mathews, Brian	.182	13	44	4	8	1	0	0	2	1	8	1	0
Pedroza, Jaime	.260	136	520	100	135	33	6	15	78	78	162	36	14
Russell, Kyle	.272	133	481	90	131	39	7	26	102	72	180	20	2
Sands, Jerry	.260	32	104	22	27	7	2	5	19	15	32	1	0
Silverio, Alfredo	.284	132	490	75	139	34	6	13	61	26	104	2	5
Songco, Angelo	.150	33	120	8	18	6	2	1	16	10	28	1	0
Vetters, Travis	.227	36	119	16	27	3	3	1	19	11	40	0	1
Wallach, Matt	.251	107	351	36	88	20	1	4	48	38	69	2	1
Totals	.263	140	4709	719	1239	264	54	106	646	476	1113	166	58

PITCHER	W	L	ERA	G	GS	SV	IP	H	R	ER	HR	BB	SO
Aguasviva, Geison	4	2	1.58	19	4	1	62.2	53	16	11	1	20	46
Blevins, Bobby	11	10	4.16	27	27	0	153.2	159	82	71	11	32	97
Boothe, Robert	2	3	4.95	37	0	2	56.1	55	35	31	2	29	78
Brannon, Blake	1	0	2.81	12	0	0	25.2	19	9	8	1	11	25
Dutton, Jonathan	0	3	3.60	17	1	0	20.0	19	10	8	1	10	23
Eovaldi, Nathan	3	5	3.27	26	16	1	96.1	95	48	35	2	41	71
Feliciano, Roberto	0	0	2.70	6	0	0	6.2	7	3	2	0	5	5
Garcia, Luis	5	3	2.92	34	0	5	71.0	68	27	23	5	15	55
Guerra, Javy	3	1	1.54	28	0	16	41.0	23	7	7	1	15	55
Martin, Ethan	6	8	3.87	27	19	1	100.0	85	55	43	4	61	120
Miller, Aaron	3	1	2.08	7	7	0	30.1	22	7	7	3	10	38
Miller, Justin	5	7	4.70	21	21	0	115.0	125	73	60	7	46	66
Pratt, Jordan	3	4	4.58	36	0	2	57.0	46	30	29	2	42	65
Redding, Jon Michael	16	3	4.60	26	26	0	133.0	149	79	68	9	39	96
Rondon, Daigoro	0	0	0.00	3	0	0	4.0	3	0	0	0	0	5
Smit, Kyle	1	3	5.36	21	2	0	47.0	55	33	28	5	18	43
Smith, Steve	4	1	2.67	28	0	3	67.1	63	23	20	1	28	54
St. Clair, Cole	4	1	2.48	30	0	15	36.1	30	10	10	3	13	45
Walter, Josh	10	4	3.27	32	17	0	110.0	92	41	40	10	49	113
Totals	81	59	3.66	140	140	46	1233.1	1168	588	501	68	484	1100

FINAL STATISTICS - 2010 SEASON

BATTER	Avg.	G	AB	R	H	2B	3B	HR	RBI	BB	SO	SB	CS
Banks, Stetson	.283	20	46	8	13	1	1	0	3	1	11	0	3
Becker, Joe	.255	14	47	5	12	2	1	0	5	2	9	1	0
Buss, Nick	.285	61	242	42	69	9	2	1	23	24	30	20	5
Cavazos-Galvez, Brian	.318	121	490	76	156	43	4	16	77	12	60	43	13
Erickson, Gorman	.215	82	261	32	56	13	3	2	27	34	45	3	0
Garcia, Johan	.185	16	54	9	10	3	0	1	7	0	10	0	0
Guerrero, Pedro	.167	13	42	4	7	3	0	0	3	1	13	0	0
Hernandez, Bryant	.164	50	146	17	24	6	3	1	17	7	53	1	1
Jacobs, Chris	.215	42	149	21	32	8	0	7	25	10	50	0	0
Lara, Christian	.290	108	435	66	126	25	8	10	49	49	99	17	9
McGee, Lenell	.235	27	81	7	19	5	0	2	8	11	20	0	3
Ortiz, Jaime	.270	85	311	38	84	18	3	8	41	19	53	2	1
Ruggiano, Brian	.255	108	373	50	95	24	5	6	48	34	89	15	12
Sands, Jerry	.333	69	243	48	81	16	3	18	46	40	61	14	2
Smith, Blake	.281	115	430	77	121	28	2	19	76	49	135	2	3
Songco, Angelo	.274	135	507	87	139	30	6	15	71	51	91	6	1
Wise, J.T.	.309	86	301	44	93	23	0	12	62	26	61	0	0
Ynoa, Rafael	.286	124	441	67	126	19	1	9	51	37	55	40	14
Yount, Austin	.118	24	76	7	9	1	1	0	3	5	12	1	0
Totals	.272	139	4675	705	1272	277	43	127	642	412	957	165	67

PITCHER	W	L	ERA	G	GS	SV	IP	H	R	ER	HR	BB	SO
Ames, Steven	0	2	2.54	23	0	16	28.1	21	9	8	0	3	44
Christenson, Ryan	3	1	6.75	8	7	0	36.0	50	27	27	1	13	26
Contreras, Edwin	3	2	4.83	18	5	0	50.1	67	30	27	5	25	30
De La Rosa, Rubby	4	1	3.19	14	5	6	59.1	49	23	21	3	17	55
Gaudi, Nick	0	1	7.94	6	0	0	11.1	13	10	10	0	5	12
Lee, Ji-Mo	1	0	2.57	5	0	0	7.0	6	2	2	0	4	3
Magill, Matt	7	4	3.28	24	20	2	126.1	87	50	46	13	52	135
Miller, Justin	4	0	1.30	16	0	3	34.2	27	6	5	0	14	29
Paxson, J.B.	5	2	3.02	34	0	1	53.2	45	23	18	0	31	54
Pimentel, Elisaul	9	3	3.49	17	16	0	90.1	71	37	35	6	35	97
Roberts, Jordan	6	4	2.95	31	0	3	64.0	53	24	21	4	16	47
Savage, Will	6	2	2.80	13	13	0	83.2	85	36	26	3	14	58
Smith, Steve	4	5	2.69	42	0	6	73.2	60	26	22	5	19	66
Suiter, Andrew	4	2	3.91	30	0	1	53.0	39	26	23	3	46	76
Vasquez, Luis	3	2	2.68	37	0	20	40.1	24	12	12	2	26	39
Wall, Josh	9	7	4.24	26	26	0	153.0	144	80	72	11	68	151
Wallach, Brett	6	0	3.72	17	17	0	84.2	73	39	35	7	43	92
Webster, Allen	12	9	2.88	26	23	0	131.1	119	55	42	6	53	114
Wilborn, Greg	4	2	3.26	7	7	0	38.2	35	16	14	1	16	49
Totals	90	49	3.44	139	139	58	1219.2	1068	531	466	70	500	1177

FINAL STATISTICS - 2011 SEASON

BATTER	Avg.	G	AB	R	H	2B	3B	HR	RBI	BB	SO	SB	CS
Akins, Nick	.219	85	302	43	66	11	3	12	45	37	77	0	2
Becker, Joe	.244	13	45	2	11	0	0	0	5	6	9	0	0
Bosnik, Jesse	.232	100	336	31	78	20	0	8	42	21	79	2	4
Cilladi, Steve	.185	12	27	1	5	0	0	1	2	0	5	0	0
Collado, Keyter		1	0	0	0	0	0	0	0	0	0	0	0
Coyle, Bobby	.250	98	380	42	95	16	1	9	44	30	68	3	2
Dean, Blake	.237	96	350	32	83	16	1	7	44	37	47	1	0
Domecus, Steve	.276	60	210	28	58	11	2	5	23	12	37	2	2
Garcia, Jonathan	.228	130	464	58	106	28	2	19	63	34	133	2	1
Grider, Casio	.230	120	417	66	96	22	10	2	25	45	105	31	7
Henderson, Chris	.220	61	186	17	41	6	1	1	10	19	36	2	2
Hernandez, Bryant	.185	58	189	22	35	6	2	3	19	14	59	3	1
Iden, David	.211	31	95	14	20	4	0	0	10	10	20	1	0
Jacobs, Chris	.288	65	215	31	62	14	0	12	33	34	62	0	0
Landry, Leon	.250	125	500	59	125	21	11	4	41	37	67	28	12
Lara, Christian	.261	63	218	35	57	12	2	2	22	35	43	4	4
Mattingly, Preston	.229	16	48	8	11	2	0	3	8	1	17	1	0
Mirabal, Charlie	.250	33	108	6	27	4	0	0	7	9	20	1	0
Pederson, Joc	.160	16	50	4	8	0	0	0	1	7	9	2	0
Peña, Roman	.226	39	124	19	28	9	2	3	8	22	24	2	0
Pericht, Michael	.273	92	308	34	84	18	1	11	37	25	92	2	0
Totals	.240	139	4572	552	1096	220	38	102	489	435	1009	87	37

PITCHER	W	L	ERA	G	GS	SV	IP	H	R	ER	HR	BB	SO
Acosta, Ryan	2	2	2.85	18	0	2	41.0	38	16	13	2	13	25
Anton, Rick	1	1	4.00	8	4	0	27.0	31	17	12	0	3	17
Bawcom, Logan	4	1	2.78	31	0	14	45.1	33	18	14	2	16	56
Boothe, Robert	0	0	10.80	3	0	0	5.0	5	6	6	0	8	5
Budkevics, Pete	4	4	3.39	45	0	5	85.0	77	38	32	5	32	71
Burgos, Raul	2	4	4.16	36	0	3	67.0	57	39	31	3	41	42
Christenson, Ryan	7	8	5.05	26	21	0	119.1	146	76	67	6	32	98
Cone, Derek	1	4	5.68	8	4	1	25.1	26	16	16	3	19	20
Drowne, Michael	0	0	9.64	6	0	0	9.1	13	14	10	0	13	7
Gomez, Gustavo	0	2	11.125	3	0	0	11.1	13	14	14	1	9	16
Gould, Garrett	11	6	2.40	27	24	0	123.2	102	47	33	8	37	104
Housey, John	1	2	3.38	14	0	1	26.2	27	12	10	3	12	18
Iden, David	0	0	0.00	1	0	0	1.0	0	0	0	0	2	1
Lee, Zach	9	6	3.47	24	24	0	109.0	101	51	42	9	32	91
Matre, Steve	0	0	0.00	1	0	0	1.2	2	0	0	0	1	1
McGough, Scott	0	4	2.21	20	0	8	20.1	18	6	5	1	6	25
Montgomery, Bret	7	1	2.60	39	1	3	90.0	81	28	26	1	15	82
Patterson, Red	5	4	3.43	14	14	0	81.1	70	33	31	5	20	79
Pevsner, Andrew	1	1	4.25	29	0	0	42.1	43	21	20	4	30	34
Rodriguez, Juan	1	1	1.59	12	0	1	17.0	6	5	3	0	10	20
Sanchez, Angel	8	4	2.82	20	16	0	99.0	72	40	31	5	39	84
Sexton, Tim	3	6	4.18	14	14	0	84.0	86	47	39	7	20	74
Stickel, Brant	0	2	10.80	8	0	0	6.2	14	8	8	0	6	4
Tolleson, Shawn	1	0	0.00	14	0	10	15.0	8	1	0	0	4	33
Wilborn, Greg	4	4	3.74	14	14	0	65.0	60	33	27	4	44	90
Totals	72	67	3.62	139	139	48	1218.1	1129	586	490	69	464	1097

FINAL STATISTICS - 2012 SEASON

BATTER	Avg.	G	AB	R	H	2B	3B	HR	RBI	BB	SO	SB	CS
Akins, Nick	.238	55	189	31	45	10	1	8	24	28	48	10	6
Arredondo, Jesus	.254	102	394	47	100	24	5	0	30	28	41	13	8
Baldwin, James	.209	123	440	62	92	18	8	7	40	45	177	53	8
Bosnik, Jesse	.239	106	372	47	89	17	2	8	44	26	67	21	4
Boudreaux, Justin	.144	31	104	13	15	3	2	0	8	12	32	4	2
Cuevas, Noel	.227	40	150	14	34	5	2	2	18	8	25	7	1
Dickson, O'Koyea	.272	106	386	63	105	27	1	17	48	46	65	11	6
Edge, Andrew	.421	7	19	1	8	1	1	0	2	3	8	1	0
Guerrero, Pedro	.225	90	293	38	66	15	3	10	42	16	91	7	1
Hunt, Jeffrey	.237	42	135	17	32	7	0	6	23	11	46	1	1
Maynard, Pratt	.252	81	282	34	71	18	0	3	34	30	48	6	2
Morales, Delvis	.160	38	106	12	17	1	1	0	8	14	26	3	2
Ogle, Tyler	.210	18	62	10	13	1	0	3	7	6	16	0	0
Pericht, Michael	.186	14	43	5	8	3	0	1	2	7	18	1	0
Schebler, Scott	.260	137	515	67	134	32	8	6	67	30	99	17	11
Shines, Devin	.219	30	105	12	23	4	0	3	12	8	27	2	2
Songco, Angelo	.175	34	120	15	21	5	0	6	20	14	26	0	0
Suarez, Gabriel	.333	7	21	4	7	0	0	0	2	4	2	2	0
Sweeney, Darnell	.291	51	199	34	58	8	4	5	23	24	41	17	4
Taylor, Kevin	.240	51	183	22	44	6	1	2	19	9	25	4	5
Vazquez, Jan	.267	40	131	11	35	5	0	1	9	8	35	1	0
Winker, Joseph	.225	114	426	57	96	31	2	11	64	36	110	8	2
Totals	.238	140	4676	616	1114	241	41	99	547	413	1073	189	65
PITCHER	W	L	ERA	G	GS	SV	IP	H	R	ER	HR	BB	SO
Araujo, Victor	0	0	5.40	1	1	0	5.0	4	5	3	2	3	3
Brown, Geoff	1	1	5.14	3	0	0	7.0	12	6	4	0	3	4
Campbell, James	0	1	2.40	9	2	0	15.0	10	4	4	0	6	13
Carela, Daniel	2	1	2.57	7	0	1	7.0	4	2	2	0	5	9
Cash, Ralston	1	6	6.42	9	8	0	40.2	45	33	29	4	24	29
Coulombe, Daniel	0	1	3.72	20	0	1	19.1	15	8	8	0	17	29
Diaz, Amalio	1	0	3.27	5	0	0	11.0	14	4	4	1	5	5
Dominguez, Jose	4	3	5.25	33	5	4	72.0	77	51	42	4	47	78
Eadington, Eric	1	0	3.06	11	0	5	17.2	16	6	6	1	1	27
Garcia, Yimi	4	4	3.02	40	0	14	41.2	42	19	14	0	17	60
Gomez, Gustavo	8	8	5.63	24	24	0	110.1	122	77	69	8	55	77
Griggs, Scott	1	0	3.86	8	0	0	11.2	7	5	5	0	13	14
Hershiser, Jordan	0	0	3.60	3	0	0	5.0	5	2	2	0	3	2
Laney, Matt	2	2	4.34	15	6	0	45.2	41	25	22	2	28	38
Lima, Joel	2	0	4.52	28	3	0	77.2	79	43	39	13	22	52
Martin, Jarret	4	5	4.29	16	16	0	77.2	63	45	37	4	48	78
Martinez, Brandon	1	4	7.04	5	5	0	23.0	30	19	18	4	9	10
Mateo, Jackson	0	1	6.75	1	1	0	4.0	5	3	3	0	2	3
Noriega, Juan	3	2	2.78	38	0	1	68.0	59	24	21	3	23	49
O'Sullivan, Ryan	5	4	2.92	15	9	0	71.0	52	32	23	3	23	43
Ozoria, Arismendy	8	8	4.51	26	25	0	115.2	124	73	58	9	50	77
Rodriguez, Juan	3	0	7.45	21	0	2	29.0	21	26	24	4	31	32
Rodriguez, Paco	0	0	0.00	6	0	2	6.0	4	0	0	0	0	10
Sanchez, Raydel	3	8	4.64	27	14	0	95.0	93	58	49	17	33	61
Shelton, Matt	3	5	2.81	43	0	2	67.1	56	33	21	5	25	70
Stem, Craig	0	0	0.00	7	0	4	11.1	5	0	0	0	1	11
Sulbaran, Miguel	0	1	15.00	2	2	0	6.0	13	11	10	2	4	3
Thomas, Michael	4	2	1.24	37	0	5	51.0	35	11	7	1	27	63
von Schamann, Duke	4	4	3.22	12	12	0	67.0	59	29	24	3	13	42
West, Jason	0	0	2.22	14	0	1	24.1	16	9	6	0	16	12
Wilborn, Greg	2	2	4.54	7	7	0	37.2	30	20	19	5	25	37
Totals	67	73	4.16	140	140	42	1240.2	1158	683	573	95	579	1041

FINAL STATISTICS - 2013 SEASON

BATTER	Avg.	G	AB	R	H	2B	3B	HR	RBI	BB	SO	SB	CS
Aguilar, Alexis	.250	13	44	5	11	3	0	0	5	1	7	2	0
Baldwin, James	.238	118	369	49	88	22	6	7	49	41	154	42	11
Capellan, Jose	.249	68	209	22	52	11	1	1	28	16	44	3	2
Cowen, Austin	.077	5	13	0	1	0	0	0	0	0	5	0	0
Dixon, Brandon	.185	59	211	28	39	11	1	1	17	11	65	6	2
Franco, Bladimir	.000	3	7	2	0	0	0	0	0	0	1	0	0
Garvey, Robbie	.270	86	330	47	89	9	4	1	24	33	74	25	12
Gonzalez, Elevys	.206	11	34	1	7	1	1	0	4	6	11	1	0
Grider, Casio	.143	2	7	1	1	0	0	0	1	3	1	1	0
Hoenecke, Paul	.230	43	152	19	35	10	0	2	11	15	25	2	0
Holland, Malcolm	.207	84	251	37	52	4	1	0	23	45	67	27	16
Linares, Johnathan	.250	2	4	0	1	0	0	0	1	0	3	0	0
Miller, Aaron	.266	78	289	44	77	13	2	9	47	27	69	1	0
Ogle, Tyler	.252	130	437	60	110	24	0	12	57	96	76	6	7
Ritchien, Jeremy	.232	131	444	65	103	29	1	7	61	56	99	33	6
Ricardo, Dashenko	.202	26	84	8	17	4	0	0	7	3	24	0	1
Rivas, Webster	.262	20	61	7	16	2	0	0	5	4	6	0	1
Rodriguez, Leo	.256	89	308	33	79	9	0	0	20	31	52	5	2
Seager, Corey	.309	74	272	45	84	18	3	12	57	34	58	9	4
Shines, Devin	.211	37	133	10	28	8	0	2	16	12	35	2	1
Smith, Eric	.221	45	145	15	32	11	0	1	15	24	22	2	1
Stover, Pat	.173	35	110	12	19	6	0	2	10	4	43	0	1
Taylor, Kevin	.247	77	259	42	64	7	1	5	29	32	43	4	4
Trinkwon, Brandon	.168	26	95	9	16	3	1	2	12	3	8	5	0
Valdez, Jesus	.188	28	80	9	15	2	0	0	10	3	22	1	0
Valentin, Jesmuel	.212	33	99	12	21	6	1	0	5	16	28	4	3
Winker, Joe	.240	15	50	8	12	4	0	2	2	6	13	0	1
Totals	.238	139	4497	590	1069	217	23	66	516	522	1055	181	75

PITCHER	W	L	ERA	G	GS	SV	IP	H	R	ER	HR	BB	SO
Anderson, Chris	3	0	1.96	12	12	0	46.0	32	15	10	0	24	50
Bare, Crayton	1	1	5.18	29	0	2	33.0	35	21	19	3	4	36
Bird, Zachary	2	5	5.10	19	11	0	60.0	56	38	34	5	45	50
Brown, Geoff	12	1	2.08	28	1	0	78.0	59	20	18	4	20	56
Campbell, James	0	3	12.46	4	0	0	4.1	12	11	6	0	3	2
Carela, Daniel	0	1	54.00	2	0	0	1.0	5	6	6	0	2	0
Cash, Ralston	4	3	3.19	16	8	0	53.2	40	30	19	4	33	56
Caughel, Lindsey	0	3	2.00	5	5	0	27.0	22	12	6	2	2	26
Cotton, Jharel	2	5	3.55	11	9	0	58.1	42	23	23	4	17	58
Downing, Gregg	0	1	9.00	4	0	1	5.0	6	8	5	0	7	2
Frias, Carlos	5	3	2.63	12	12	0	68.1	66	26	20	3	23	49
Garcia, Alan	1	1	5.63	12	0	1	16.0	17	11	10	2	10	21
Gonzalez, Sawil	2	3	6.30	16	0	0	20.0	27	16	14	0	11	27
Griggs, Scott	2	7	2.56	34	0	4	45.2	28	18	13	1	33	74
Hermesen, Jake	0	0	10.80	5	0	0	6.2	5	11	8	1	9	5
Hershiser, Jordan	0	1	0.00	1	0	0	2.0	2	1	0	0	1	4
Jones, Owen	3	4	2.13	42	0	7	50.2	43	13	12	2	13	68
Lima, Joel	0	0	5.87	6	0	0	7.2	10	5	5	2	1	4
Martinez, Brandon	2	4	4.73	15	12	0	72.1	87	43	38	4	27	43
Martinez, Jonathan	3	4	3.51	15	7	0	66.2	65	30	26	3	16	42
Meza, Luis	4	1	3.96	51	0	4	72.2	77	37	32	8	32	41
Ogle, Tyler	0	0	10.80	2	0	0	1.2	2	2	2	1	5	2
Ozoria, Arismendy	2	7	5.98	32	2	0	58.2	56	45	39	10	33	66
Rogers, Rob	2	0	3.86	11	0	0	23.1	26	11	10	1	5	19
Sanchez, Angel	2	7	4.88	14	14	0	72.0	80	50	39	6	28	70
Shelton, Matt	1	0	0.00	1	0	0	1.0	0	0	0	0	2	1
Stem, Craig	1	0	1.38	32	0	14	39.0	25	7	6	0	15	24
Sulbaran, Miguel	6	4	3.01	23	16	1	92.2	89	40	31	3	27	85
Taylor, Thomas	0	2	6.00	10	0	0	12.0	16	11	8	0	8	14
Urias, Julio	2	0	2.48	18	18	0	54.1	44	15	15	5	16	67
Windle, Tom	5	1	2.68	13	12	0	53.2	50	19	16	2	20	51
Totals	57	82	4.53	139	139	35	1198.2	1249	747	603	58	624	1051

FINAL STATISTICS - 2014 SEASON

BATTER	Avg.	G	AB	R	H	2B	3B	HR	RBI	BB	SO	SB	CS
Ahart, Devan	.304	16	69	5	21	6	0	0	4	1	8	3	0
Capellan, Jose	.221	26	86	4	19	1	0	0	4	0	15	1	3
Chigbogu, Justin	.156	24	90	13	14	4	1	3	12	5	39	1	0
Cordero, Josmar	.244	103	389	41	95	18	1	11	41	20	86	10	5
Curletta, Joey	.277	133	516	60	143	30	1	7	68	41	111	15	9
Farmer, Kyle	.310	57	229	25	71	16	4	2	35	15	24	9	3
Hoenecke, Paul	.247	128	482	59	119	37	2	15	61	47	99	8	4
Holland, Malcolm	.206	112	374	47	77	7	5	0	21	62	103	42	11
Morales, Delvis	.149	23	67	5	10	0	0	0	3	11	21	1	2
Moyer, Dillon	.228	78	254	35	58	13	3	0	25	28	60	16	6
Navin, Spencer	.234	53	175	25	41	6	1	1	13	10	67	5	2
Oguisten, Faustino	.121	13	33	2	4	0	0	0	0	3	16	2	0
Rivas, Webster	.254	91	319	25	81	18	2	5	32	23	56	2	1
Rodriguez, Leo	.224	13	49	1	11	1	0	0	3	3	8	2	0
Santana, Alex	.241	111	390	43	94	20	0	3	33	36	140	13	5
Scavuzzo, Jacob	.209	108	402	46	84	18	4	5	35	32	126	17	4
Trinkwon, Brandon	.247	94	308	40	76	15	2	3	29	54	39	11	4
Valentin, Jesmuel	.280	108	407	73	114	22	9	7	47	38	72	24	7
Wampler, Twler	.071	14	42	2	3	1	0	0	3	4	10	1	0
Totals	.242	139	4682	551	1135	233	35	62	469	433	1101	183	66

PITCHER	W	L	ERA	G	GS	SV	IP	H	R	ER	HR	BB	SO
Arano, Victor	4	7	4.08	22	15	3	86.0	88	42	39	11	20	83
Araujo, Victor	5	2	1.32	42	0	6	68.0	39	13	10	2	15	74
Barlow, Scott	6	7	4.50	23	21	1	106.0	113	64	53	11	35	104
Baune, James	1	0	5.30	6	0	1	18.2	27	11	11	4	3	14
Bird, Zack	6	17	4.25	26	24	0	118.2	118	65	56	9	55	110
Campbell, James	1	1	4.91	4	4	0	18.1	24	12	10	1	13	4
Campbell, Matt	0	1	2.00	26	0	4	36.0	28	8	8	2	10	45
Cash, Ralston	3	1	2.84	29	0	1	50.2	33	16	16	1	22	62
Chirinos, Luis	5	4	4.48	21	8	0	60.1	73	38	30	6	25	46
De Leon, Jose	2	0	1.19	4	4	0	22.2	14	4	3	1	2	42
De Paula, Luis	1	2	5.74	9	5	1	31.1	39	22	20	2	14	24
Harris, Greg	7	6	4.45	22	16	0	87.0	88	50	43	7	28	92
Hershiser, Jordan	2	2	2.28	30	4	0	59.1	43	19	15	6	23	62
Hooper, Kyle	1	0	3.07	27	0	1	41.0	32	14	14	3	18	54
Johnson, Michael	4	3	1.83	50	0	1	64.0	46	17	13	2	25	91
Martinez, Brandon	1	8	4.91	28	15	0	102.2	127	60	56	13	33	78
Martinez, Jonathan	7	5	3.47	19	19	0	106.1	110	43	41	8	19	91
McGeary, Jack	0	0	7.20	3	0	0	5.0	7	4	4	0	2	9
Pope, Mark	4	3	2.26	49	0	9	63.2	51	22	16	2	15	52
Rhame, Jacob	5	4	2.00	51	0	9	67.1	48	16	15	3	14	90
Richy, John	0	0	1.65	4	4	0	16.1	14	4	3	0	7	14
Trinkwon, Brandon	0	0	0.00	1	0	0	0.2	0	0	0	0	0	0
Vanegas, A.J.	1	0	0.00	5	0	1	8.1	3	0	0	0	0	7
Villa, Francisco	0	0	6.97	7	0	0	10.1	18	11	8	2	3	8
Totals	66	73	3.49	139	139	38	1248.2	1183	555	484	96	401	1256



LOS ANGELES DODGERS

Los Angeles Dodgers

1000 Elysian Park Ave. - Los Angeles, California 90012
Phone: 323-224-1301 | Fax: 323-224-1459
Website: www.dodgers.com

History

World Series Titles	Six: 1955, 1959, 1963, 1965, 1981, 1988
Pennants	23: Last in 2018
Division Titles	17: Last in 2018
Playoff Appearances	34: Last in 2018

Dodger Stadium

Opened	April 10, 1962
Capacity	56,000
Dimensions	LF-330 CF-395 RF-330

Retired Numbers

1 Pee Wee Reese | 2 Tommy Lasorda | 4 Duke Snider | 19 Jim Gilliam |
20 Don Sutton | 24 Walter Alston | 32 Sandy Koufax | 39 Roy Campanella
| 42 Jackie Robinson | 53 Don Drysdale | Vin Scully

Years Active

1884: Brooklyn Atlantics
1885-1887: Brooklyn Grays
1888-1890, 1896-1898: Brooklyn Bridegrooms
1891-1895: Brooklyn Grooms
1899-1910, 1913: Brooklyn Superbas
1911-1912, 1932-1957: Brooklyn Dodgers
1914-1931: Brooklyn Robins
1958-Present: Los Angeles Dodgers

Affiliation

1884-1889: American Association
1890-Present: National League

DODGERS MINOR LEAGUE SYSTEM

TRIPLE-A: OKLAHOMA CITY DODGERS

League.....Pacific Coast League
 Ballpark.....Chickasaw Bricktown Ballpark
 Manager.....Travis Barbery
 Media Contact.....Alex Freedman (314-852-9555)
 Dodgers Affiliate Since.....2015
 2018 Record.....75-65 (4th)



DOUBLE-A: TULSA DRILLERS

League.....Texas League
 Ballpark.....ONEOK Field
 Manager.....Scott Hennessey
 Media Contact.....Brian Carroll (918-744-5998)
 Dodgers Affiliate Since.....2015
 2018 Record.....74-65 (2nd)



ADVANCED-A: RANCHO CUCAMONGA QUAKES

League.....California League
 Ballpark.....LoanMart Field
 Manager.....Drew Saylor
 Media Contact.....Mike Lindskog (909-481-5000)
 Dodgers Affiliate Since.....2011
 2018 Record.....87-53 (1st)



CLASS-A: GREAT LAKES LOONS

League.....Midwest League
 Ballpark.....Dow Diamond
 Manager.....John Shoemaker
 Media Contact.....Matt DeVries (616-648-8106)
 Dodgers Affiliate Since.....2007
 2018 Record.....60-77 (T13th)



ROOKIE: OGDEN RAPTORS

League.....Pioneer League
 Ballpark.....Lindquist Field
 Manager.....Austin Chubb
 Media Contact.....Andrew Haynes (801-393-2400)
 Dodgers Affiliate Since.....2003
 2018 Record.....46-30 (1st)



PROSPECTS

BASEBALL AMERICA

1. Keibert Ruiz - C
2. Alex Verdugo - OF
3. Gavin Lux - SS
4. Dustin May - RHP
5. Will Smith - C
6. Caleb Ferguson - LHP
7. Dennis Santana - RHP
8. Tony Gonsolin - RHP
9. Mitchell White - RHP
10. D.J. Peters - OF
11. Diego Cartaya - C
12. Edwin Rios - 1B/3B
13. Cristian Santana - 3B
14. Yadier Alvarez - RHP
15. Connor Wong - C
16. Jeren Kendall - OF
17. Michael Grove - RHP
18. Gerardo Carrillo - RHP
19. Miguel Vargas - 3B
20. Zach Willeman - RHP
21. Robinson Ortiz - RHP
22. Josh Sborz - RHP
23. Matt Beaty - 3B/1B
24. Omar Estevez - SS
25. John Rooney - LHP
26. Edwin Uceta - RHP
27. Carlos Rincon - OF
28. Jacob Amaya - SS
29. Braydon Fisher - RHP
30. Cody Thomas - OF



Caleb Ferguson ('16)

MLB.com

1. Alex Verdugo - OF
2. Keibert Ruiz - C
3. Dustin May - RHP
4. Gavin Lux - SS/2B
5. Will Smith - C
6. Dennis Santana - RHP
7. Jeter Downs - 2B/SS
8. Mitchell White - RHP
9. D.J. Peters - OF
10. Jeren Kendall - OF
11. Yadier Alvarez - RHP
12. Diego Cartaya - C
13. Michael Grove - RHP
14. Edwin Rios - 3B/1B
15. Tony Gonsolin - RHP
16. Josiah Gray - RHP
17. Edwin Uceta - RHP
18. Connor Wong - C
19. Braydon Fisher - RHP
20. John Rooney - LHP
21. Errol Robinson - SS/2B
22. Matt Beaty - 1B/3B
23. Marshall Kasowski - RHP
24. Cristian Santana - 3B/1B
25. Josh Sborz - RHP
26. Starling Heredia - OF
27. Jordan Sheffield - RHP
28. Gerardo Carrillo - RHP
29. Robinson Ortiz - RHP
30. Omar Estevez - SS



Dustin May ('16)

2018 MLB DRAFT SELECTIONS

Rd	Pick	Name	Pos	School
1	30	J.T. Ginn*	RHP	Brandon (MS) HS
2	68	Michael Grove	RHP	West Virginia
3	104	John Rooney	LHP	Hofstra
4	134	Braydon Fisher	RHP	Clear Falls (TX) HS
5	164	Devin Mann	2B	Louisville
6	194	Bryan Warzek	LHP	New Orleans
7	224	James Outman	OF	Sacramento State
8	254	Luke Heyer	3B	Kentucky
9	284	Josh McLain	OF	NC State
10	314	Deacon Liput	2B	Florida
11	344	Stephen Kolek	RHP	Texas A&M
12	374	Hunter Feduccia	C	LSU
13	404	Dillon Paulson	1B	USC
14	434	Brandon White*	RHP	William F. West (WA) HS
15	464	Julian Smith	LHP	Catawba Valley CC (NC)
16	494	Trey Dillard*	RHP	San Jacinto College North (TX)
17	524	Aldrich De Jongh*	OF	Hillsborough CC (FL)
18	554	Niko Hulsizer	OF	Morehead State (KY)
19	584	Sam McWilliams	OF	Meridian CC (MS)
20	614	Caleb Sampen	RHP	Wright State
21	644	Tre Todd*	C	Liberty University
22	674	Meaux Landry*	1B	Pearl River CC (MS)
23	704	Justin Hagenman	RHP	Penn State
24	734	Jacen Roberson*	OF	Garces Memorial (CA) HS
25	764	Hunter Speer	RHP	William Carey
26	794	Aaron Ackerman	C	Illinois at Chicago
27	824	Connor Mitchell	LHP	Butler
28	854	Reza Aleaziz	RHP	Okalahoma State
29	884	Daniel Robinson	OF	Central Michigan
30	914	Matt Cogen	OF	Belmont
31	944	Andrew Shaps	OF	William Jessup
32	974	Jacob Gilliland	RHP	Next Level Academy
33	1004	Drew Avans	OF	Southeastern Louisiana
34	1034	Austin Drury	LHP	North Florida
35	1064	Tyler Reichenborn*	OF	Iowa Western CC (IA)
36	1094	Jeremiah Vison	OF	Golden West College
37	1124	Jon Littell	OF	Oklahoma State
38	1154	Connery Peters*	RHP	Joshua (TX) HS
39	1184	Jordan Myrow*	OF	San Jacinto College North (TX)
40	1214	Ben Specht*	RHP	Evangelical Christian School (FL)

* Player did not sign

2018 SYSTEM LEADERS

AVERAGE

Daniel Robinson	OGD	.332
Alex Verdugo	OKC	.329
Gavin Lux	RC TUL	.324

ERA

Tony Gonsolin	RC TUL	2.60
Dustin May	RC TUL	3.39
Leo Crawford	GL RC	3.50

HOME RUNS

DJ Peters	TUL	29
Jacob Scavuzzo	OKC TUL	26
Jared Walker	GL RC	25

WINS

Isaac Anderson	TUL RC	10
Tony Gonsolin	RC TUL	10
<i>Two tied at</i>		9

RBI

Cristian Santana	RC	109
Cody Thomas	RC	87
Jacob Scavuzzo	OKC TUL	85

SAVES

Brian Schlitter	OKC	21
Joe Broussard	OKC	10
Dylan Baker	TUL	8

STOLEN BASES

Brayan Morales	GL	46
Jeren Kendall	RC	37
Logan Landon	RC TUL	23

STRIKEOUTS

Tony Gonsolin	RC TUL	155
Edwin Uceta	GL RC	131
Manny Banuelos	OKC	127

BASEBALL AMERICA - 2019 TOP TOOLS

<u>Hitter (Average)</u>	Alex Verdugo	<u>Fastball</u>	Dustin May
<u>Hitter (Power)</u>	D.J. Peters	<u>Curveball</u>	Tony Gonsolin
<u>Strike-Zone Discipline</u>	Alex Verdugo	<u>Slider</u>	Mitchell White
<u>Baserunner</u>	Brayan Morales	<u>Changeup</u>	Tony Gonsolin
<u>Athlete</u>	Jeren Kendall	<u>Control</u>	Dustin May
<u>Def. Catcher</u>	Will Smith	<u>Infield Arm</u>	Cristian Santana
<u>Def. Infielder</u>	Jacob Amaya	<u>Outfield Arm</u>	Alex Verdugo
<u>Def. Outfielder</u>	Jeren Kendall		

NOTES



2019 SEASON SCHEDULE

APRIL

Su	M	T	W	Th	F	Sa
				LC 6:30	LC 6:30	LC 4:05
7 LC 2:05	8 SB 6:05	9 SB 6:05	10 SB 6:05	11 SB 6:05	12 WM 6:35	13 WM 4:00
14 WM 2:00	15 SB 7:05	16 SB 7:05	17 SB 7:05	18 BG 6:05	19 BG 6:05	20 BG 2:05
21	22 WM 6:05	23 WM 6:05	24 WM 2:05	25 DAY 7:00	26 DAY 7:00	27 DAY 7:00
28 DAY 2:00	29	30 BEL 6:05				

MAY

Su	M	T	W	Th	F	Sa
			1 BEL 6:05	2 BEL 10:35a	3 WIS 6:05	4 WIS 2:05
5 WIS 2:05	6 KC 7:30	7 KC 1:00	8 KC 12:00	9 QC 7:35	10 QC 7:35	11 QC 7:35
12	13 DAY 6:05	14 DAY 6:05	15 DAY 10:35a	16 WM 7:05	17 WM 7:05	18 WM 7:05
19 WM 2:00	20 LAN 7:05	21 LAN 10:35a	22 LAN 7:05	23 LAN 7:05	24 FW 7:05	25 FW 7:05
26 FW 2:05	27 FW 2:05	28 BG 7:35	29 BG 7:35	30 BG 7:35	31 FW 7:05	

JUNE

Su	M	T	W	Th	F	Sa
						1 FW 7:05
2 FW 1:05	3	4 LAN 7:05	5 LAN 10:35a	6 LAN 7:05	7 SB 7:05	8 SB 7:05
9 SB 2:05	10 SB 7:05	11 LC 7:00	12 LC 12:00	13 LC 7:00	14 DAY 7:05	15 DAY 7:05
16 DAY 2:05	17 MWL ALL-STAR SOUTH BEND, IN		18	19	20 FW 7:05	21 FW 7:05
22 FW 7:05	23 FW 2:05	24	25 BG 7:35	26 BG 7:35	27 BG 7:35	28 BG 7:35
29 FW 7:05	30 FW 3:05					

JULY

Su	M	T	W	Th	F	Sa
	1 FW 7:05	2 LAN 7:05	3 LAN 7:05	4 LAN 6:35	5 LAN 7:05	6 FW 7:05
7 FW 2:05	8 FW 7:05	9	10 CR 7:35	11 CR 7:35	12 CR 7:35	13 PEO 7:35
14 PEO 6:05	15 PEO 12:05	16	17 CLI 7:05	18 CLI 7:05	19 CLI 7:05	20 BUR 7:05
21 BUR 2:05	22 BUR 12:05	23	24 DAY 7:00	25 DAY 7:00	26 DAY 7:00	27 WM 7:05
28 WM 6:00	29 WM 7:05	30 FW 7:05	31 FW 7:05			

AUGUST & SEPTEMBER

Su	M	T	W	Th	F	Sa
				1 FW 7:05	2 FW 7:05	3 SB 7:05
4 SB 2:05	5 SB 7:05	6 SB 7:05	7 LC 7:05	8 LC 7:05	9 LC 7:05	10 BG 7:05
11 BG 2:05	12 BG 12:05	13	14 WM 7:05	15 WM 7:05	16 WM 7:05	17 SB 7:05
18 SB 2:05	19 SB 7:05	20 SB 7:05	21 WM 7:05	22 WM 7:05	23 WM 7:05	24 LAN 7:05
25 LAN 1:05	26 LAN 7:05	27 LAN 7:05	28 DAY 7:05	29 DAY 7:05	30 DAY 7:05	31 LC 7:00
1 LC 7:00	2 LC 1:00					

- HOME GAME
- AWAY GAME
- FIREWORKS
- \$1 FAMILY FEAST

- BEL BELOIT SNAPPERS (OAK)
- BG BOWLING GREEN HOT RODS (TB)
- BUR BURLINGTON BEES (LAA)
- CR CEDAR RAPIDS KERNELS (MIN)
- CLI CLINTON LUMBERKINGS (MIA)
- DAY DAYTON DRAGONS (CIN)
- FW FORT WAYNE TINCAPS (SD)
- KC KANE COUNTY COUGARS (ARI)
- LC LAKE COUNTY CAPTAINS (CLE)
- LAN LANSING LUGNUTS (TOR)
- PEO PEORIA CHIEFS (STL)
- QC QUAD CITIES RIVER BANDITS (HOU)
- SB SOUTH BEND CUBS (CHC)
- WM WEST MICHIGAN WHITECAPS (DET)
- WIS WISCONSIN TIMBER RATTLERS (MIL)

