

2021



WEST MICHIGAN WHITECAPS

MEDIA GUIDE



#23
RILEY
GREENE









MINOR LEAGUE BASEBALL

HIGH-A CENTRAL LEAGUE

WHITECAPS SEATING CHART



	Premium Box (padded seating)	\$18.00
	Box	\$16.00
	Reserved	\$14.50
	Little Caesars Hot-N-Ready Zone	\$15.00/\$13.50
	Safeco 4Tops	\$130.00
	Barrier-Free Seating	(same as above)

*Children 2 and under
are free for
all seating areas*

West Michigan Whitecaps
 P.O. Box 428 | 4500 West River Drive | Comstock Park, MI 49321
 Phone: (616) 784-4131 • Fax: (616) 784-4911
 Website: www.whitecapsbaseball.com
 E-mail: playball@whitecapsbaseball.com

TABLE OF CONTENTS



2021 WHITECAPS
SEASON REVIEW
OPPONENTS
HISTORY
RECORDS
DETROIT TIGERS
MEDIA

2021 Whitecaps

LMCU Ballpark Seating Chart.....	Inside Front Cover
Whitecaps Front Office Directory.....	3
2021 Whitecaps Field Staff.....	4-5
2021 Whitecaps Roster.....	6
2021 Players.....	7-16

2019 & 2020 Season Reviews

Season Reviews & Final Standings.....	18
Awards and Honors.....	19
Whitecaps Statistics.....	20
Transactions.....	21
Playoff Results & Rehab History.....	22
Whitecaps Team Leaders.....	23
Day-By-Day Results.....	24-25
Single Game Highs.....	26-27
Home/Road Statistics.....	28-29
Whitecaps vs. Left-handers/Right-handers.....	30-31
Situational Stats.....	32
League Team Statistics/Attendance.....	33
League Batting Leaders & Player Spotlight.....	34
League Pitching Leaders & Most MWL Championships.....	35
Minor League Baseball Attendance.....	36

High-A Central

Opponents.....	38-52
----------------	-------

History

Opening Day History.....	54
Awards and Honors.....	55-56
Managerial History.....	57
Whitecaps in the Majors.....	58

Records

All-Time Standings and Results & Attendance Records.....	60
Team Records.....	61-62
Single-Season Batting Records.....	63-64
Single-Season Pitching Records.....	65-66
All-Time Highs and Lows.....	67-68
Batting/Pitching Year-By-Year.....	69
Batting Leaders Year-By-Year.....	70
Pitching Leaders Year-By-Year.....	71
Miscellaneous Streaks and Records.....	72-73
Whitecaps vs. Midwest League/High-A Central & Prospects.....	74

Detroit Tigers

Front Office Directory.....	76
2019/20 Amateur Draft Results & West Michigan No-Hitters.....	77
2020 Organizational Final Statistics.....	78-84
2019/20 Organizational & Affiliate Standings.....	85-86
Organizational Directory & <i>Baseball America</i> Rankings.....	87-88

Media

High-A Central and MiLB Information.....	90
LMCU Ballpark BP Schedule, Ground Rules & High-A Central Mileage Chart.....	91
High-A Rulebook.....	92
Whitecaps Media Directory.....	93
League/Affiliate Media Directory.....	94
A History of Excellence.....	95
Whitecaps Media Regulations.....	Inside Back Cover
2021 Whitecaps Schedule.....	Back Cover



2021 WHITECAPS

12-year MLB veteran and former Detroit Tigers catcher Brayan Peña was named the 14th manager in West Michigan Whitecaps history. Peña's 2018 managerial debut ended with the Tigers' first-ever Gulf Coast League title. The 38-year old hit .297 in 71 games for Detroit's AL-Central Division Champs in 2013. (Photo: mlive.com)



Executives

Operated by.....	Whitecaps Professional Baseball, LLP
Chairmen and Founders.....	Low Chamberlin & Denny Baxter
Chief Executive Officer.....	Joe Chamberlin
President.....	Steve McCarthy
Vice President and General Manager.....	Jim Jarecki
Vice President of Sales.....	Dan Morrison

Advertising, Sales and Promotions

Director of Marketing and Media Relations.....	Steve VanWagoner
Creative and Digital Design Manager.....	Elaine Boonenberg
Multimedia Specialist.....	Jack Powers
Social Media and Digital Marketing Coordinator.....	Alex Brodsky
Promotions and Fan Entertainment Manager.....	Ben Love
Account Executive.....	Dean Exoo
Account Executive.....	J.D. Triemstra
Partnership Coordinator.....	Leah Austin

Ticket Sales

Director of Ticket Sales.....	Chad Sayen
Assistant Director of Ticket Sales.....	TBD
Ticket Sales Manager.....	Shaun Pynnonen
Box Office Manager.....	Kaitlyn Reed
Ticket Operations Coordinator.....	Emily Milne
Corporate Event Sales Manager.....	Alanna Klomp, CMP, CMM
Ticket Sales Consultant.....	Riley Paulus

Broadcasting and Community Relations

Play-by-Play Broadcaster/Media Relations.....	Dan Hasty
Media Assistant.....	Nate Wangler
Community Relations Manager.....	Jenny Garone

Operations

Operations Manager.....	Brett Frieze
Facility Events Manager.....	Mike Klint
Merchandise Manager.....	Lori Ashcroft
Director of Food & Beverage.....	Matt Timon
Food and Beverage Operations Manager.....	Danielle O'Connor
Hospitality Manager.....	Amanda Stephan
Food and Beverage Assistant.....	Ashley Mesman
Event Chef.....	Matt Schumaker
Head Groundskeeper.....	Mitch Hooten
Facility Maintenance Manager.....	Kipp Jelinski
Facility Maintenance Assistant.....	Matt Richardson
Clubhouse Attendant.....	Sam Reatini
Clubhouse Assistant.....	Jeff Barr
Clubhouse Assistant.....	Jake Messersmith
Operations Intern.....	Anna Hancock

Office Administration

Controller.....	Dave Rozema
Technology Administrator.....	Scott Lutz
Technology Assistant.....	Kyle Willacker
Human Resources.....	Courtney Lutz
Staff Accountant.....	Zack Harvey
Administrative Assistants.....	Chris Parsons, Lisa Gutting, Martha Beals



BRAYAN PEÑA MANAGER

Given Name: Brayan Eduardo Peña
Height: 5-9 **Weight:** 240
Opening Day Age: 39
Born: January 7, 1982 in La Habana, Cuba



Former Detroit Tigers catcher Brayan Peña was named the 14th manager in West Michigan Whitecaps history. The 38-year old will look to return the club to the playoffs after missing the Midwest League postseason for the first time in six seasons back in 2019. Peña arrives in West Michigan to lead the team beginning in 2021 after managing the short-season 2019 Connecticut Tigers of the New York-Penn League. In 2018, Peña made his managerial debut as the skipper of the Gulf Coast League Tigers-West team and led the club to Detroit's first-ever GCL Championship. Peña replaces Lance Parrish, who spent two seasons as Whitecaps manager before being reassigned as a Special Assistant to Tigers Executive Vice President, Baseball Operations and General Manager Al Avila.

"Brayan will be a welcome addition to our clubhouse," said Whitecaps Vice President and General Manager Jim Jarecki. "We've heard nothing but great things about Brayan. He's a rising manager in the Tigers system." The native of Havana, Cuba, played for five different Major League teams and was part of the 2013 Tigers Central Division Championship roster. Peña broke into the big leagues in 2005 as a member of the Atlanta Braves before joining the Kansas City Royals for four seasons before his Tigers arrival. Peña's 2013 season in Detroit was punctuated by a .297 batting average – the highest in his Major League career while playing in 71 games as the backup to former Tigers and Whitecaps catcher Alex Avila. In his final game as a Tiger, Peña took over for an injured Avila in Game 5 of the American League Championship Series against the Boston Red Sox, going 1-for-3 with an RBI-single. After leaving Detroit, Peña spent the next two seasons as the primary catcher with the Cincinnati Reds in 2014 and 2015 before playing his final big-league season with the St. Louis Cardinals in 2016.

Upon the start of the 2018 season, the now 37-year old backstop returned to the Tigers as a Minor League free agent but quickly transitioned into a role in coaching. Later that summer, Peña was named the manager of the Tigers West Gulf Coast League squad, where he led the team to its first-ever Gulf Coast League championship since entering the league as a full-time member in 1995. "Brayan joins a long line of former Tigers to take over as Whitecaps manager," Jarecki said. "Peña was a fan-favorite in Detroit, and we look forward to the experience he brings to the dugout."

In 2016, Peña attempted join the Army Reserve, but with his MLB contract prohibiting, Peña served as a troop ambassador. Peña currently resides in Miami, Florida during the off-season with his wife, Lina and their children Brayan Jr., Javy, and Isabella.

PEÑA'S MANAGERIAL CAREER

YR.	CLUB	CLASS	RECORD	W%
2018	GCL Tigers-West	Rk.	37-16	.698
2019	Connecticut	SS-A	34-42	.447
MLB Totals			71-58	.550

Debut: Signed by the Atlanta Braves as an amateur free agent on November 2, 2000.

Transactions: 11/2/00: Signed by the Atlanta Braves as an amateur free agent. 5/29/08: Selected off waivers by the Kansas City Royals from the Atlanta Braves. 12/10/12: Signed as a Free Agent with the Detroit Tigers. 11/12/13: Signed as a Free Agent with the Cincinnati Reds. 11/30/15: Signed as a Free Agent with the St. Louis Cardinals. 11/28/16: Released by the St. Louis Cardinals. 2/7/17: Signed as a Free Agent with the Kansas City Royals. 1/9/18: Signed as a Free Agent with the Detroit Tigers. 6/11/18: Released by the Detroit Tigers.

PLAYING CAREER:

Major League Baseball

YR.	CLUB	AVG	G	AB	R	H	2B	3B	HR	RBI	BB	SO	SB	CS	OBP	SLG
2005	Atlanta	.179	18	39	2	7	2	0	0	4	1	7	0	0	.200	.231
2006	Atlanta	.268	23	41	9	11	2	0	1	5	2	5	0	0	.302	.390
2007	Atlanta	.212	16	33	2	7	0	0	1	3	0	3	0	1	.212	.303
2008	Atlanta	.286	14	14	3	4	1	0	0	0	1	2	0	0	.333	.357
2009	Kansas City	.273	64	165	17	45	10	0	6	18	12	18	0	0	.318	.442
2010	Kansas City	.253	60	158	11	40	10	0	1	19	12	27	2	0	.306	.335
2011	Kansas City	.248	72	222	17	55	11	0	3	24	12	24	0	0	.288	.338
2012	Kansas City	.236	68	212	16	50	10	1	2	25	9	24	0	1	.262	.321
2013	Detroit	.297	71	229	19	68	11	0	4	22	6	26	0	2	.315	.397
2014	Cincinnati	.253	115	348	23	88	18	1	5	26	20	42	2	3	.291	.353
2015	Cincinnati	.273	108	333	17	91	17	0	0	18	29	34	2	0	.334	.324
2016	St. Louis	.154	9	13	0	2	1	0	0	0	1	2	0	0	.214	.231
Career Totals		.259	638	1807	136	468	93	2	23	164	105	214	6	7	.299	.351

2021 WHITECAPS

SEASON REVIEW

OPPONENTS

HISTORY

RECORDS

DETROIT TIGERS


MEDIA



BILL SPRINGMAN

HITTING COACH

Given Name: William David Springman
Height: 6-3 **Weight:** 190
Opening Day Age: 64
Born: October 6, 1956




The 2021 season marks Springman's first full year with the Whitecaps after receiving a mid-season promotion from the hitting coach role he held with the 2019 Connecticut Tigers -- to finish the year with the Whitecaps.

2021 also represents Springman's third season in the Tigers organization. In 2018, he worked as the hitting coach for the Gulf Coast League Tigers West after spending 2017 as the hitting coach for the Uni-Lions of the Chinese Professional Baseball League. Prior to coaching in the Chinese Professional Baseball League, he spent the 2015 season as an advisor to player development and senior hitting advisor for the Kansas City Royals. He previously spent 14 seasons in the Minnesota Twins organization serving in various coaching capacities including as a Minor League hitting coordinator and mental skills coach (2006-14), Triple A Rochester hitting coach (2005) and Triple A Salt Lake hitting coach (1997-2000). Springman also served as a scout for the Chicago Cubs (1995-96) and Milwaukee Brewers (2001-02) and was originally drafted by the California Angels in the seventh round of the 1978 draft. The former infielder played three seasons in the Angels Minor League system.

WILLIE BLAIR

PITCHING COACH

Given Name: William Allen Blair
Height: 6-1 **Weight:** 185
Opening Day Age: 55
Born: December 18, 1965 in Paintsville, KY



Former Tigers pitcher and 12-year MLB veteran Willie Blair returns to West Michigan as pitching coach for his second year after spending three seasons in the same role for Detroit's Double-A Erie affiliate -- two of which he served under former Whitecaps manager Lance Parrish. Blair holds Midwest League ties, having served as pitching coach for the Fort Wayne TinCaps (San Diego Padres) for two seasons in 2011 and 2012 while making a start with West Michigan during a Major League rehab assignment back in 1997. That same year, Blair achieved a career-best 16-8 record and an earned run average (ERA) of 4.17. In 1999, Blair was the starting pitcher for the final Opening Day in Tiger Stadium history, where he threw eight shutout innings of three-hit baseball on April 12, 1999.

The native of Paintsville, KY, went to the postseason in 1996 as a member of the San Diego Padres, throwing two innings in relief during the National League Division Series against the St. Louis Cardinals. Prior to his professional career, Blair played collegiately at Morehead State University and High School Baseball at Johnson Central High School before becoming an 11th round draft pick of the Toronto Blue Jays in the 1986 MLB Draft.

KEVIN GUTHRIE

DEVELOPMENTAL COACH

Brown University graduate Kevin Guthrie joins the Whitecaps for his first season in 2021 and first in the Tigers system after two years in Minor League Operations for the Pittsburgh Pirates. The Ivy-leaguer spent his collegiate days at Brown University, playing in 91 career games. As a two-way player, the native of Sarasota, Florida, posted a .309 on-base percentage as a first baseman while pitching in 25 contests. He also serves as a Director for Diamond Diagnostics Baseball - a company that offers hitting and pitching lessons integrating advanced, professional technologies.

Guthrie's father is longtime Major Leaguer Mark Guthrie, who pitched parts of 15 seasons for eight MLB teams, including the 1991 World Series Champion Minnesota Twins. Kevin's brother Dalton played college baseball for the University of Florida and became a sixth-round selection of the 2017 MLB Draft by the Philadelphia Phillies.

CODY DERBY

ATHLETIC TRAINER

Cody Derby takes over the Whitecaps Athletic Trainer's role in 2021 after spending the last two seasons with the Tigers Gulf Coast League teams. Derby enters his third season in the Tigers organization. The native of Glenwood Springs, Colorado, received his bachelor's degree in Athletic Training from Kansas State University in 2016 before obtaining his Master's from Missouri Western State University. Derby holds honors as an ATC and holds licenses in the fields of Structure and Function and Functional Movement Systems.

RYAN MAEDEL

STRENGTH & CONDITIONING COACH



2021 Whitecaps Opening Day Roster

PITCHERS (18)	B	T	HT	WT	BORN	OBTAINED	'19 CLUB(S)	RESIDENCE
Brieske, Beau	R	R	6-3	200	4-5-98	27th Round, 2019	GCL Tigers-E/Lakeland	Chandler, AZ
Chentouf, Yaya	R	R	5-9	170	6-18-97	36th Round, 2018	West Michigan/Conn.	Ocoee, FL
DeLaCruz, Sandel	R	R	6-2	185	8-6-96	NDFA, 10-17-16	West Michigan	Consuelo, DR
Fernander, Chavez	R	R	6-3	205	7-7-97	35th Round, 2018	Connecticut	Freeport, Bahamas
Garcia, Ruben	R	R	6-4	220	8-2-96	MILB Rule 5, 2019	Delmarva/Aberdeen	Port Saint Lucie, FL
Hess, Zack	R	R	6-6	219	2-25-97	7th Round, 2019	West Mich/Conn/GCL	Lynchburg, VA
Hill, Garrett	R	R	6-0	175	1-16-96	26th Round, 2018	Lakeland/West Mich.	Petaluma, CA
Javier, Xavier	R	R	6-4	225	2-9-98	NDFA, 10-31-14	Connecticut/West Mich.	Santo Domingo, DR
Kessler, Sam	R	R	6-1	192	12-16-97	34th Round, 2019	GCL Tigers-West	Mount Sinai, NY
Kirby, Chance	R	R	5-11	195	7-19-95	25th Round, 2018	West Mich./Lakeland	San Antonio, TX
Montero, Keider	R	R	6-1	213	7-6-00	NDFA, 8-25-16	Connecticut/GCL-W	Santa Teresa del Tuy, VZ
Reyes, Angel	R	R	6-2	200	10-17-97	19th Round, 2018	West Michigan	Bayamon, PR
Rodriguez, Jesus	R	R	6-3	170	2-16-98	NDFA, 7-3-14	Lakeland/West Michigan	Araya, VZ
Shepherd, Zac	R	R	6-3	185	9-14-95	NDFA, 7-4-12	West Mich./Conn./LK	Sydney, Australia
Smith, Hugh	R	R	6-8	220	3-27-97	6th Round, 2018	West Michigan	Sammamish, WA
Tobey, Jared	L	L	6-4	225	3-11-96	30th Round, 2018	West Mich./Lakeland	St. Clair, MI
White, Brendan	R	R	5-11	185	11-18-98	26th Round, 2019	GCL Tigers East/West	Mahopac, NY

CATCHERS (3)	B	T	HT	WT	BORN	OBTAINED	'19 CLUB(S)	RESIDENCE
Alfonzo, Eliezer	S	R	5-10	155	9-23-99	NDFA, 7-4-16	Connecticut	Barcelona, VZ
Dingler, Dillon	R	R	6-2	215	9-17-98	2nd Round, 2020	Ohio State University	Live Oak, FL
Proctor, Chris	L	R	6-1	175	3-8-97	13th Round, 2018	West Mich./Lakeland	Lawndale, NC

INFIELDERS (6)	B	T	HT	WT	BORN	OBTAINED	'19 CLUB(S)	RESIDENCE
Cruz, Trei	S	R	6-2	204	7-5-98	3rd Round, 2020	Rice University	Houston, TX
Joyce, Corey	R	R	6-1	190	8-19-98	12th Round, 2019	Connecticut/West Mich.	Lexington, NC
Kenley, Jack	L	R	6-0	185	10-8-97	8th Round, 2019	WM/Conn./GCL-W	Germantown, AR
Lipcius, Andre	R	R	6-1	185	5-22-98	3rd Round, 2019	West Michigan	Williamsburg, VA
Rivera, Rey	L	R	6-6	215	6-14-97	2nd Round, 2017	West Michigan	West Palm Beach, FL
Torkelson, Spencer	R	R	6-1	220	8-26-99	1st Round, 2020	Arizona State University	Petaluma, CA

OUTFIELDERS (4)	B	T	HT	WT	BORN	OBTAINED	'19 CLUB(S)	RESIDENCE
Cabrera, Daniel	L	L	6-1	201	9-5-98	2nd Round, 2020	Louisiana State Univ.	Baton Rouge, LA
Meadows, Parker	L	R	6-5	205	11-2-99	2nd Round, 2018	West Michigan	Winter Springs, FL
Packard, Bryant	L	R	6-3	200	10-6-97	5th Round, 2019	West Mich./Conn./LK	Greenville, NC
Quiggle, Kona	L	L	6-1	200	2-1-98	16th Round, 2019	Connecticut	Phoenix, AZ

2021 Whitecaps Coaching Staff

Brayan Peña — Manager

Bill Springman — Hitting Coach • Willie Blair — Pitching Coach

Kevin Guthrie — Developmental Coach

Cody Derby — Athletic Trainer • Kevin Maedel — Strength and Conditioning Coach

Miles Semetis — Baseball Information Assistant • Samuel Nalli — Trackman Operator

IL= Injured List

IN = Inactive List

2019 Opening Day Roster

Pitchers (13) - Gio Arriera, Yaya Chentouf, Maddux Conger, Drew Crosby, Angel De Jesus, Sandel De La Cruz, Carlos Guzman, Wilkel Hernandez, Garrett Hill, Xavier Javier, Kacey Murphy, Angel Reyes, Adam Wolf

Catchers (2) - Sam McMillan, Chris Proctor

Infielders (6) - Nick Ames, Jeremiah Burks, Jose King, Jordan Pearce, Wenceel Perez, John Valente

Outfielders (4) - Ulrich Bojarski, Reece Hampton, Parker Meadows, Avery Tuck



ELIEZER ALFONZO

C

Given Name: Eliezer Vicente Alfonso

Position: Catcher

Bats: S **Throws:** R

Height: 5-10 **Weight:** 155

Opening Day Age: 21

Born: September 23, 1999 - Barcelona, Venezuela

Resides: Barcelona, Venezuela

How Obtained: Signed by the Tigers as a non-drafted free agent on July 4, 2016



YR.	CLUB	AVG.	G	AB	R	H	2B	3B	HR	RBI	BB	SO	SB	CS	OBP.	SLG.	OPS
2017	DSL Tigers	.305	52	151	24	46	4	1	0	14	26	18	5	1	.414	.344	.759
2018	GCL Tigers-W	.217	22	69	7	15	1	0	1	12	9	9	3	1	.300	.275	.575
2018	DSL Tigers-2	.391	33	110	22	43	10	1	0	21	20	8	3	1	.485	.500	.985
2019	Connecticut	.318	48	179	16	57	7	0	1	24	8	17	2	2	.342	.374	.716
TOTALS		.316	155	509	69	161	22	2	2	71	63	52	13	5	.392	.379	.771

BEAU BRIESKE

RHP

Given Name: Beau Brieske

Position: Pitcher

Bats: R **Throws:** R

Height: 6-3 **Weight:** 200

Opening Day Age: 23

Born: April 5, 1998 - Chandler, AZ

Resides: Chandler, AZ

How Obtained: Selected by the Tigers in the 27th round of the 2019 MLB Draft

School: Colorado State University-Pueblo



YR.	CLUB	W-L	ERA	G	GS	CG	SH	SV	IP	H	R	ER	HR	HB	BB	SO	AVG	WHIP
2019	GCL Tigers-E	3-1	3.12	10	0	0	0	2	17.1	11	7	6	1	1	9	28	.183	1.15
2019	Lakeland	0-0	3.00	1	0	0	0	0	3	2	1	1	0	1	3	.222	1.00	
TOTALS		3-1	3.10	11	0	0	0	2	20.1	13	8	7	2	1	10	31	.188	1.13

DANIEL CABRERA

OF

Given Name: Daniel Reed Cabrera

Position: Outfield

Bats: L **Throws:** L

Height: 6-1 **Weight:** 201

Opening Day Age: 22

Born: September 5, 1998 - Baton Rouge, LA

Resides: Baton Rouge, LA

How Obtained: Selected by the Tigers in the 2nd Round (62nd overall) of the 2020 MLB Draft

School: Louisiana State University



YR.	CLUB	AVG.	G	AB	R	H	2B	3B	HR	RBI	BB	SO	SB	CS	OBP.	SLG.	OPS
2018	Louisiana State	.315	64	219	38	69	18	2	8	54	34	36	2	2	.405	.525	.930
2019	Louisiana State	.284	59	225	40	64	12	2	12	50	24	54	1	0	.359	.516	.875
2020	Louisiana State	.345	17	58	14	20	3	0	2	12	14	12	6	0	.466	.500	.966
NCAA TOTALS		.305	140	502	92	153	33	4	22	116	72	102	9	2	.392	.518	.910

2021 WHITECAPS

SEASON REVIEW

OPPONENTS

HISTORY

RECORDS

DETROIT TIGERS

MEDIA



2021 WHITECAPS

2021 WHITECAPS

SEASON REVIEW

OPPONENTS

HISTORY

RECORDS

DETROIT TIGERS

MEDIA

YAYA CHENTOUF

RHP

Given Name: Yasin Chentouf
Position: Pitcher
Bats: R Throws: R
Height: 5-9 Weight: 205

Opening Day Age: 23
Born: June 18, 1997 - Orlando, FL
Resides: Ocoee, FL
How Obtained: Selected by the Tigers in the 36th round of the 2018 MLB Draft
School: University of Pittsburgh




YR.	CLUB	W-L	ERA	G	GS	CG	SH	SV	IP	H	R	ER	HR	HB	BB	SO	AVG	WHIP
2018	GCL Tigers-W	0-0	0.00	1	0	0	0	0	3.2	3	0	0	0	0	0	7	.231	0.82
2018	Connecticut	0-0	2.23	23	0	0	0	9	32.1	22	9	8	0	0	8	22	.193	0.93
2019	Connecticut	0-0	0.00	5	0	0	0	4	4.2	3	0	0	0	0	0	6	.188	0.64
2019	West Michigan	3-6	3.86	43	0	0	0	5	79.1	88	45	34	2	4	22	54	.279	1.39
TOTALS		3-6	3.15	72	0	0	0	18	120	116	54	42	2	4	30	89	.253	1.22

TREI CRUZ

IF

Given Name: Trei Jose Cruz
Position: Infielder
Bats: S Throws: R
Height: 6-2 Weight: 200

Opening Day Age: 22
Born: July 6, 1998 - Toronto, ON
Resides: Houston, TX
How Obtained: Selected by the Tigers in the 3rd round (73rd overall) of the 2020 MLB Draft
School: Rice University



YR.	CLUB	AVG.	G	AB	R	H	2B	3B	HR	RBI	BB	SO	SB	CS	OBP.	SLG.	OPS
2018	Rice	.279	58	219	37	61	13	2	6	44	40	57	3	2	.392	.438	.831
2019	Rice	.305	58	233	50	71	11	6	9	44	35	54	6	2	.393	.519	.913
2020	Rice	.328	16	58	9	19	7	0	1	8	18	17	0	2	.487	.500	.987
TOTALS		.296	132	510	96	151	31	8	16	96	93	128	9	6	.405	.482	.887

SANDEL DE LA CRUZ

RHP

Given Name: Sandel Elias De La Cruz
Position: Pitcher
Bats: R Throws: R
Height: 6-2 Weight: 185

Opening Day Age: 24
Born: August 6, 1996 - Consuelo, Dominican Republic
Resides: Consuelo, Dominican Republic
How Obtained: Signed by the Tigers as a non-drafted free agent on October 17, 2016



YR.	CLUB	W-L	ERA	G	GS	CG	SH	SV	IP	H	R	ER	HR	HB	BB	SO	AVG	WHIP
2017	GCL Tigers-E	0-6	4.89	10	10	0	0	0	46	47	32	25	2	9	22	41	.254	1.50
2018	DSL Tigers 2	1-0	0.00	3	0	0	0	0	6.2	8	0	0	0	0	1	7	.296	1.35
2018	GCL Tigers-W	1-0	3.86	17	0	0	0	4	25.2	25	11	11	3	3	18	40	.258	1.68
2019	West Michigan	4-4	3.86	34	5	0	0	1	81.2	75	42	35	6	7	41	102	.234	1.42
TOTALS		6-10	3.99	64	15	0	0	5	160.0	155	85	71	11	19	82	190	.246	1.48



DILLON DINGLER

C

Given Name: Francis Dillon Dingler

Position: Catcher

Bats: R **Throws:** R

Height: 6-3 **Weight:** 210

Opening Day Age: 22

Born: September 17, 1998 - Massillon, OH

Resides: Massillon, OH

How Obtained: Selected by the Tigers in the 2nd Round (38th overall) of the 2020 MLB Draft

School: Ohio State University



YR.	CLUB	AVG.	G	AB	R	H	2B	3B	HR	RBI	BB	SO	SB	CS	OBP.	SLG.	OPS
2018	Ohio State	.244	53	176	31	43	8	1	4	17	21	29	1	0	.332	.369	.701
2019	Ohio State	.291	49	165	31	48	9	2	3	19	27	23	8	1	.392	.424	.816
2020	Ohio State	.340	13	50	12	17	4	1	5	14	4	7	1	2	.404	.760	1.164
TOTALS		.276	115	391	74	108	21	4	12	50	52	59	10	3	.367	.442	.809

CHAVEZ FERNANDER

RHP

Given Name: Chavez Fernander

Position: Pitcher

Bats: R **Throws:** R

Height: 6-3 **Weight:** 205

Opening Day Age: 23

Born: July 7, 1997 - Freeport, Bahamas

Resides: Freeport, Bahamas

How Obtained: Selected by the Tigers in the 35th Round of the 2018 MLB Draft



YR.	CLUB	W-L	ERA	G	GS	CG	SH	SV	IP	H	R	ER	HR	HB	BB	SO	AVG	WHIP
2018	GCL Tigers-E	1-0	0.75	4	0	0	0	0	12	7	1	1	0	0	4	15	.171	0.92
2018	GCL Tigers-W	3-1	1.69	10	5	0	0	0	26.2	19	6	5	0	2	4	24	.202	0.86
2018	Connecticut	0-0	9.00	1	0	0	0	0	1	2	1	1	0	0	1	2	4.00	3.00
2019	Connecticut	2-2	2.31	11	8	0	0	0	35	28	9	9	3	1	13	33	.224	1.17
TOTALS		6-3	1.93	26	13	0	0	0	74.2	56	17	16	3	3	22	74	.211	1.04

RUBEN GARCIA

RHP

Given Name: Ruben Garcia

Position: Pitcher

Bats: R **Throws:** R

Height: 6-4 **Weight:** 220

Opening Day Age: 24

Born: August 2, 1996 - Port Saint Lucie, FL

Resides: Port Saint Lucie, FL

How Obtained: Selected by the Tigers from Baltimore in the Minor League phase of the 2019 Rule 5 Draft.



YR.	CLUB	W-L	ERA	G	GS	CG	SH	SV	IP	H	R	ER	HR	HB	BB	SO	AVG	WHIP
2016	GCL Orioles	0-1	1.76	11	0	0	0	0	15.1	5	4	3	0	1	4	21	.100	0.59
2017	Aberdeen	1-2	7.79	15	0	0	0	1	17.1	20	16	15	0	2	16	23	.278	2.08
2018	Aberdeen	0-0	5.27	8	0	0	0	0	13.2	15	8	8	0	0	8	8	.294	1.68
2019	Aberdeen	0-0	0.00	2	0	0	0	0	2	1	0	0	0	0	2	1	.143	1.50
2019	Delmarva	1-3	2.15	18	0	0	0	0	8	29.1	21	8	7	1	0	10	.42	1.98
TOTALS		2-6	3.82	54	0	0	0	9	77.2	62	36	33	1	3	40	95	.217	1.31

2021 WHITECAPS

SEASON REVIEW

OPPONENTS

HISTORY

RECORDS

DETROIT TIGERS

MEDIA



2021 WHITECAPS

ZACK HESS

RHP

Given Name: Zack Hess

Position: Pitcher

Bats: R Throws: R

Height: 6-6 Weight: 219

Opening Day Age: 24

Born: February 25, 1997 - Lynchburg, VA

Resides: Lynchburg, VA

How Obtained: Selected by the Tigers in the 7th round of the 2019 MLB Draft

School: Louisiana State University



YR.	CLUB	W-L	ERA	G	GS	CG	SH	SV	IP	H	R	ER	HR	HB	BB	SO	AVG	WHIP
2019	GCL Tigers-W	1-0	18.00	1	0	0	0	0	1	1	2	2	0	0	2	1	.333	3.00
2019	Connecticut	0-0	0.00	5	0	0	0	3	5.2	1	0	0	0	0	3	10	.056	0.71
2019	West Michigan	0-1	2.57	16	0	0	0	7	21	15	10	6	2	0	11	22	.197	1.24
TOTALS		1-1	2.60	22	0	0	0	10	27.2	17	12	8	2	0	16	33	.175	1.19

GARRETT HILL

RHP

Given Name: Garrett Hill

Position: Pitcher

Bats: R Throws: R

Height: 6-0 Weight: 185


Opening Day Age: 25

Born: January 16, 1996 - Santa Rosa, CA

Resides: Petaluma, CA

How Obtained: Selected by the Tigers in the 26th round of the 2018 MLB Draft

School: San Diego State University



YR.	CLUB	W-L	ERA	G	GS	CG	SH	SV	IP	H	R	ER	HR	HB	BB	SO	AVG	WHIP
2018	GCL Tigers-W	3-3	3.11	9	6	0	0	0	37.2	43	20	13	2	0	10	46	.281	1.41
2019	West Michigan	2-1	1.41	7	7	0	0	0	38.1	19	8	6	0	4	13	42	.143	0.83
2019	Lakeland	6-6	2.63	16	16	2	0	0	85.2	53	29	25	3	8	34	87	.180	1.02
TOTALS		11-10	2.45	32	29	2	0	0	161.2	115	57	44	5	12	57	175	.198	1.06

XAVIER JAVIER

RHP

Given Name: Xavier Javier

Position: Pitcher

Bats: R Throws: R

Height: 6-4 Weight: 174

Opening Day Age: 23

Born: February 9, 1998 - Santo Domingo, Dominican Republic

Resides: Santo Domingo, Dominican Republic

How Obtained: Signed by the Tigers as a non-drafted free agent on October 31, 2014



YR.	CLUB	W-L	ERA	G	GS	CG	SH	SV	IP	H	R	ER	HR	HB	BB	SO	AVG	WHIP
2015	DSL Tigers	0-4	8.19	13	5	0	0	1	29.2	34	40	27	0	8	28	26	.268	2.09
2016	GCL Tigers	0-4	3.67	9	9	0	0	0	34.1	25	20	14	2	3	14	31	.202	1.14
2017	GCL Tigers-W	1-5	8.23	11	7	0	0	0	35	40	41	32	3	8	35	18	.292	2.14
2018	GCL Tigers-W	3-2	2.79	10	10	0	0	0	51.2	46	18	16	3	1	27	38	.240	1.41
2018	Connecticut	0-1	1.80	1	0	0	0	0	5	4	2	1	0	0	2	4	.235	1.20
2019	Connecticut	3-3	3.90	14	14	0	0	0	55.1	50	28	24	2	3	33	39	.243	1.50
2019	West Michigan	0-2	8.56	7	1	0	0	0	13.2	15	15	13	1	1	17	8	.294	2.34
TOTALS		7-21	5.09	65	46	0	0	1	224.2	214	164	127	11	24	156	164	.251	1.65

2021 WHITECAPS

SEASON REVIEW

OPPONENTS

HISTORY

RECORDS

DETROIT TIGERS

MEDIA



COREY JOYCE

IF

Given Name: Corey Austin Joyce

Position: Infielder

Bats: R

Throws: R

Height: 6-1

Weight: 190

Opening Day Age: 22

Born: August 19, 1998 - Lexington, NC

Resides: Lexington, NC

How Obtained: Selected by the Tigers in the 12th round of the 2019 MLB Draft

School: North Carolina Central University



YR.	CLUB	AVG.	G	AB	R	H	2B	3B	HR	RBI	BB	SO	SB	CS	OBP.	SLG.	OPS
2019	Connecticut	.219	28	105	10	23	1	1	1	15	5	26	2	2	.257	.276	.533
2019	West Michigan	.180	13	50	6	9	2	0	0	1	4	15	0	0	.255	.220	.474
TOTALS		.206	41	155	16	32	3	1	1	16	9	41	2	2	.256	.258	.514

2021 WHITECAPS

SEASON REVIEW

JACK KENLEY

IF

Given Name: Jack Springer Kenley

Position: Infielder

Bats: L

Throws: R

Height: 6-0

Weight: 185

Opening Day Age: 23

Born: October 8, 1997 - Germantown, TN

Resides: Germantown, TN

How Obtained: Selected by the Tigers in the 8th round of the 2019 MLB Draft

School: University of Arkansas



YR.	CLUB	AVG.	G	AB	R	H	2B	3B	HR	RBI	BB	SO	SB	CS	OBP.	SLG.	OPS
2019	GCL Tigers-W	.438	4	16	5	7	0	0	1	2	4	3	1	0	.550	.625	1.175
2019	Connecticut	.160	8	25	3	4	1	1	0	4	1	10	1	0	.214	.280	.494
2019	West Michigan	.192	31	104	10	20	6	0	3	10	9	38	3	1	.292	.337	.628
TOTALS		.214	43	145	18	31	7	1	4	16	14	51	5	1	.310	.359	.668

OPPONENTS

HISTORY

SAM KESSLER

RHP

Given Name: Samuel Louis Kessler

Position: Pitcher

Bats: R

Throws: R

Height: 6-1

Weight: 192

Opening Day Age: 23

Born: December 16, 1997 - New York, NY

Resides: Mount Sinai, NY

How Obtained: Selected by the Tigers in the 34th round of the 2019 MLB Draft

School: West Virginia University



YR.	CLUB	W-L	ERA	G	GS	CG	SH	SV	IP	H	R	ER	HR	HB	BB	SO	AVG	WHIP
2019	GCL Tigers-W	1-3	3.48	17	0	0	0	0	20.2	16	13	8	1	3	10	20	.205	1.26
TOTALS		1-3	3.48	17	0	0	0	0	20.2	16	13	8	1	3	10	20	.205	1.26

RECORDS

DETROIT TIGERS

MEDIA



CHANCE KIRBY

RHP

Given Name: Chance Kirby
 Position: Pitcher
 Bats: R Throws: R
 Height: 5-11 Weight: 165

Opening Day Age: 25
 Born: July 19, 1995 - Austin, TX
 Resides: San Antonio, TX
 How Obtained: Selected by the Tigers in the 25th round of the 2018 MLB Draft
 School: University of Texas at San Antonio



YR.	CLUB	W-L	ERA	G	GS	CG	SH	SV	IP	H	R	ER	HR	HB	BB	SO	AVG	WHIP
2018	GCL Tigers-W	0-0	0.71	3	1	0	0	1	12.2	9	1	1	0	0	3	15	.200	0.95
2018	Connecticut	2-3	4.68	5	5	0	0	0	25	25	18	13	2	0	5	25	.253	1.20
2018	West Michigan	0-2	4.87	4	4	0	0	0	20.1	19	11	11	2	1	4	20	.247	1.13
2019	West Michigan	5-8	4.90	17	13	0	0	1	82.2	77	47	45	12	9	15	61	.246	1.11
2019	Lakeland	0-0	0.00	1	1	0	0	0	5	4	0	0	0	0	1	3	.211	1.00
TOTALS		7-13	4.32	30	24	0	0	2	145.2	134	77	70	16	10	28	124	.242	1.11

ANDRE LIPCIUS

IF

Given Name: Andre Martin Lipcius
 Position: Infielder
 Bats: R Throws: R
 Height: 6-1 Weight: 190

Opening Day Age: 22
 Born: May 22, 1998 - Annapolis, MD
 Resides: Williamsburg, VA
 How Obtained: Selected by the Tigers in the 3rd round of the 2019 MLB Draft
 School: University of Tennessee



YR.	CLUB	AVG.	G	AB	R	H	2B	3B	HR	RBI	BB	SO	SB	CS	OBP.	SLG.	OPS
2019	West Michigan	.273	67	253	32	69	16	0	2	29	27	57	3	2	.344	.360	.704
TOTALS		.273	67	253	32	69	16	0	2	29	27	57	3	2	.344	.360	.704

PARKER MEADOWS

OF

Given Name: Parker Keith Meadows
 Position: Outfielder
 Bats: L Throws: R
 Height: 6-5 Weight: 185

Opening Day Age: 21
 Born: November 2, 1999 - Snellville, GA
 Resides: Winter Springs, FL
 How Obtained: Selected by the Tigers in the 2nd round (44th overall) of the 2018 MLB Draft
 School: Grayson High School (GA)



YR.	CLUB	AVG.	G	AB	R	H	2B	3B	HR	RBI	BB	SO	SB	CS	OBP.	SLG.	OPS
2018	GCL Tigers-W	.284	22	74	16	21	2	1	4	8	8	25	3	1	.376	.500	.876
2018	Connecticut	.316	6	19	4	6	1	0	0	2	2	6	0	0	.381	.368	.749
2019	West Michigan	.221	126	443	52	98	15	2	7	40	47	113	14	8	.296	.312	.607
TOTALS		.233	154	536	72	125	18	3	11	50	57	144	17	9	.310	.340	.650

2021 WHITECAPS

SEASON REVIEW

OPPONENTS

HISTORY

RECORDS

DETROIT TIGERS

MEDIA



KEIDER MONTERO

RHP

Given Name: Keider Eduardo Montero

Position: Pitcher

Bats: R **Throws:** R

Height: 6-1 **Weight:** 213

Opening Day Age: 20

Born: July 6, 2000 - Santa Teresa del Tuy, Venezuela

Resides: Santa Teresa del Tuy, Venezuela

How Obtained: Signed by the Tigers as a non-drafted free agent on August 25, 2016



YR.	CLUB	W-L	ERA	G	GS	CG	SH	SV	IP	H	R	ER	HR	HB	BB	SO	AVG	WHIP
2017	DSL Tigers	1-5	4.02	14	12	0	0	0	47	46	34	21	0	2	27	41	.251	1.55
2018	DSL Tigers-1	2-2	2.14	15	5	0	0	5	46.1	45	22	11	2	6	16	40	.249	1.32
2019	GCL Tigers-W	2-1	1.57	5	5	0	0	0	23	22	8	4	0	0	11	23	.250	1.43
2019	Connecticut	2-2	2.55	5	5	1	1	0	24.2	22	7	7	2	0	5	26	.259	1.09
TOTALS		7-10	2.74	39	27	1	1	5	141	135	71	43	4	8	59	130	.251	1.38

BRYANT PACKARD

OF

Given Name: Bryant Thomas Packard

Position: Outfielder

Bats: L **Throws:** R

Height: 6-3 **Weight:** 200


Opening Day Age: 23

Born: October 6, 1997 - Seattle, WA

Resides: Greenville, NC

How Obtained: Selected by the Tigers in the 5th round of the 2019 MLB Draft

School: East Carolina University



YR.	CLUB	AVG.	G	AB	R	H	2B	3B	HR	RBI	BB	SO	SB	CS	OBP.	SLG.	OPS
2019	Connecticut	.351	11	37	5	13	2	0	0	2	6	9	1	0	.432	.405	.837
2019	West Michigan	.309	23	81	14	25	6	0	3	12	13	24	1	0	.404	.494	.898
2019	Lakeland	.118	5	17	2	2	0	0	0	2	2	5	0	0	.250	.118	.368
TOTALS		.296	39	135	21	40	8	0	3	16	21	38	2	0	.392	.422	.815

CHRIS PROCTOR

C

Given Name: Christopher Cole Proctor

Position: Catcher

Bats: L **Throws:** R

Height: 6-1 **Weight:** 180

Opening Day Age: 24

Born: March 8, 1997 - Gastonia, NC

Resides: Lawndale, NC

How Obtained: Selected by the Tigers in the 13th round of the 2018 MLB Draft

School: Duke University



YR.	CLUB	AVG.	G	AB	R	H	2B	3B	HR	RBI	BB	SO	SB	CS	OBP.	SLG.	OPS
2018	West Michigan	.111	31	90	6	10	1	1	0	6	8	22	3	0	.182	.144	.326
2019	West Michigan	.239	56	218	26	52	8	0	2	25	14	40	5	1	.281	.303	.584
2019	Lakeland	.263	13	38	4	10	0	0	0	2	2	6	0	0	.300	.263	.563
TOTALS		.207	102	352	37	73	9	2	2	33	25	70	8	2	.257	.261	.519

2021 WHITECAPS

SEASON REVIEW

OPPONENTS

HISTORY


RECORDS

DETROIT TIGERS

MEDIA



KONA QUIGGLE

OF**Given Name:** Kona Monroe Quiggle**Position:** Outfielder**Bats:** L **Throws:** L**Height:** 6-1 **Weight:** 200**Opening Day Age:** 23**Born:** February 1, 1998 - Grand Rapids, MI**Resides:** Phoenix, AZ**How Obtained:** Selected by the Tigers in the 16th round of the 2019 MLB Draft**School:** Grand Canyon University

YR.	CLUB	AVG.	G	AB	R	H	2B	3B	HR	RBI	BB	SO	SB	CS	OBP.	SLG.	OPS
2019	Connecticut	.194	53	175	17	34	3	0	2	17	23	51	1	2	.292	.246	.538
TOTALS		.194	53	175	17	34	3	0	2	17	23	51	1	2	.292	.246	.538

ANGEL REYES

RHP**Given Name:** Angel Miguel Reyes**Position:** Pitcher**Bats:** R **Throws:** R**Height:** 6-2 **Weight:** 205**Opening Day Age:** 23**Born:** October 17, 1997 - Bayamon, Puerto Rico**Resides:** Bayamon, Puerto Rico**How Obtained:** Selected by the Tigers in the 19th round of the 2018 MLB Ddraft**School:** University of Science and Arts of Oklahoma

YR.	CLUB	W-L	ERA	G	GS	CG	SH	SV	IP	H	R	ER	HR	HB	BB	SO	AVG	WHIP
2018	GCL Tigers-W	5-0	3.09	15	0	0	0	1	23.1	21	12	8	1	0	16	25	.241	1.59
2018	Connecticut	0-0	0.00	1	0	0	0	0	2	2	0	0	0	0	1	3	.250	1.50
2019	West Michigan	0-3	3.60	46	0	0	0	7	60	48	26	24	4	5	35	64	.213	1.38
TOTALS		5-3	3.38	62	0	0	0	8	85.1	71	38	32	5	5	52	92	.222	1.44

REY RIVERA

1B/OF**Given Name:** Reynaldo Rivera**Position:** Infielder/Outfielder**Bats:** L **Throws:** R**Height:** 6-6 **Weight:** 250**Opening Day Age:** 23**Born:** June 14, 1997 - Toa Alta, Puerto Rico**Resides:** West Palm Beach, FL**How Obtained:** Selected by the Tigers in the 2nd round (57th overall) of the 2017 MLB Draft**School:** Chipola Junior College

YR.	CLUB	AVG.	G	AB	R	H	2B	3B	HR	RBI	BB	SO	SB	CS	OBP.	SLG.	OPS
2017	Connecticut	.187	52	182	16	34	9	1	2	26	18	55	3	1	.261	.280	.541
2018	West Michigan	.237	115	410	41	97	28	4	9	62	36	119	3	2	.295	.390	.685
2019	West Michigan	.228	62	197	19	45	7	2	4	19	20	72	3	0	.305	.345	.650
2019	Lakeland	.178	28	90	10	16	4	1	3	8	8	34	0	0	.253	.344	.597
TOTALS		.218	257	879	86	192	48	8	18	115	82	280	9	3	.286	.353	.638

2021 WHITECAPS

SEASON REVIEW

OPPONENTS

HISTORY

RECORDS

DETROIT TIGERS

MEDIA



JESUS RODRIGUEZ

RHP

Given Name: Jesus Gregorio Rodriguez

Position: Pitcher

Bats: R Throws: R

Height: 6-3 Weight: 170

Opening Day Age: 23

Born: February 16, 1998 - Carupano, Venezuela

Resides: Araya, Venezuela

How Obtained: Signed by the Tigers as a non-drafted free agent on July 3, 2014



YR.	CLUB	W-L	ERA	G	GS	CG	SH	SV	IP	H	R	ER	HR	HB	BB	SO	AVG	WHIP
2016	GCL Tigers-E	1-0	4.38	11	1	0	0	0	24.2	20	16	12	4	4	13	17	.215	1.34
2017	GCL Tigers-E	3-3	3.26	11	11	0	0	0	58	59	31	21	4	4	10	27	.257	1.19
2018	West Michigan	5-7	4.35	22	22	0	0	0	124	133	72	60	9	5	37	90	.270	1.37
2019	West Michigan	0-1	3.52	2	2	0	0	0	7.2	7	3	3	0	2	5	4	.259	1.57
2019	Lakeland	2-12	5.62	19	19	0	0	0	97.2	118	66	61	9	8	27	76	.296	1.48
TOTALS		17-24	4.18	78	63	0	0	0	365.2	377	202	170	28	27	98	244	.264	1.30

ZAC SHEPHERD

RHP

Given Name: Zachary William Dennis Shepherd

Position: Pitcher

Bats: R Throws: R


Height: 6-3 Weight: 185

Opening Day Age: 25

Born: September 14, 1995 - Sydney, Australia

Resides: Sydney, Australia

How Obtained: Signed by the Tigers as a non-drafted free agent on July 4, 2012



YR.	CLUB	AVG.	G	AB	R	H	2B	3B	HR	RBI	BB	SO	SB	CS	OBP.	SLG.	OPS
2015	West Michigan	.245	114	383	48	94	17	2	5	51	47	117	4	3	.327	.339	.667
2016	Lakeland	.186	121	409	62	76	20	1	15	50	64	159	0	0	.301	.350	.650
2017	Lakeland	.208	65	226	28	47	6	1	11	29	27	107	0	2	.304	.389	.693
2018	Lakeland	.189	62	190	27	36	13	2	5	25	28	90	0	0	.307	.358	.665
2019	Lakeland	.192	25	78	11	15	4	0	3	12	10	35	2	0	.286	.359	.645
HITTING TOTALS		.216	501	1665	239	359	81	11	43	215	241	636	12	8	.319	.355	.674

YR.	CLUB	W-L	ERA	G	GS	CG	SH	SV	IP	H	R	ER	HR	HB	BB	SO	AVG	WHIP
2018	West Michigan	0-0	9.00	1	0	0	0	0	1	2	1	1	0	0	0	400	2.00	
2019	Connecticut	1-3	2.70	13	0	0	0	1	20	20	7	6	1	2	6	23	.260	1.30
2019	West Michigan	1-1	3.46	7	0	0	0	0	13	9	7	5	0	1	7	16	.180	1.23
PITCHING TOTALS		2-4	3.18	21	0	0	0	1	34	31	15	12	2	3	13	39	.235	1.29

HUGH SMITH

RHP

Given Name: Hugh Smith

Position: Pitcher

Bats: R Throws: R

Height: 6-8 Weight: 220


Opening Day Age: 24

Born: March 25, 1997 - Seattle, WA

Resides: Sammamish, WA

How Obtained: Selected by the Tigers in the 6th round of the 2018 MLB Ddraft

School: Whutworth University



YR.	CLUB	W-L	ERA	G	GS	CG	SH	SV	IP	H	R	ER	HR	HB	BB	SO	AVG	WHIP
2019	West Michigan	0-4	3.63	10	10	0	0	0	44.2	36	21	18	1	5	20	45	.218	1.25
TOTALS		0-4	3.63	10	10	0	0	0	44.2	36	21	18	1	5	20	45	.218	1.25

2021 WHITECAPS

SEASON RERUN

OPPONENTS

HISTORY

RECORDS

DETROIT TIGERS

MEDIA



2021 WHITECAPS

JARED TOBEY

LHP

Given Name: Jared R. Tobey

Position: Pitcher

Bats: R Throws: L

Height: 6-4 Weight: 225

Opening Day Age: 25

Born: March 11, 1996 - St. Clair, MI

Resides: St. Clair, MI

How Obtained: Selected by the Tigers in the 30th round of the 2018 MLB Draft

School: Wayne State University



YR.	CLUB	W-L	ERA	G	GS	CG	SH	SV	IP	H	R	ER	HR	HB	BB	SO	AVG	WHIP
2018	GCL Tigers-E	1-4	4.17	11	10	0	0	0	36.2	36	19	17	3	4	20	29	.265	1.53
2019	West Michigan	1-2	1.88	21	0	0	0	2	28.2	25	6	6	2	2	11	41	.229	1.26
2019	Lakeland	1-0	3.20	11	2	0	0	0	19.2	17	7	7	1	0	10	16	.246	1.37
TOTALS		3-6	3.18	43	12	0	0	2	85	78	32	30	6	6	41	86	.248	1.40

SPENCER TORKELSON

IF

Given Name: Spencer Enochs Torkelson

Position: Infielder

Bats: R Throws: R

Height: 6-1 Weight: 220

Opening Day Age: 21

Born: August 26, 1999 - Petaluma, CA

Resides: Petaluma, CA

How Obtained: Selected by the Tigers in the 1st round (1st overall) of the 2020 MLB Draft

School: Arizona State University



YR.	CLUB	AVG.	G	AB	R	H	2B	3B	HR	RBI	BB	SO	SB	CS	OBP.	SLG.	OPS
2018	Arizona State	.320	55	206	59	66	12	0	25	53	38	44	4	2	.440	.743	1.182
2019	Arizona State	.351	57	242	69	85	17	0	23	66	41	45	1	2	.446	.707	1.153
2020	Arizona State	.340	17	50	24	17	4	0	6	11	31	15	2	1	.598	.780	1.378
NCAA TOTALS		.337	129	498	154	168	33	0	54	130	110	104	7	5	.463	.729	1.192

BRENDAN WHITE

RHP

Given Name: Brendan James White

Position: Pitcher

Bats: R Throws: R

Height: 5-11 Weight: 185

Opening Day Age: 22

Born: November 18, 1998 - White Plains, NY

Resides: Mahopac, NY

How Obtained: Selected by the Tigers in the 26th round of the 2019 MLB Draft

School: Siena College



YR.	CLUB	W-L	ERA	G	GS	CG	SH	SV	IP	H	R	ER	HR	HB	BB	SO	AVG	WHIP
2019	GCL Tigers-E	1-1	2.59	12	3	0	0	1	24.1	27	12	7	1	1	10	21	.267	1.52
2019	GCL Tigers-W	0-1	8.10	2	2	0	0	0	6.2	10	6	6	0	2	1	8	.357	1.65
TOTALS		1-2	3.77	14	5	0	0	1	31	37	18	13	1	3	11	29	.287	1.55

2021 WHITECAPS

SEASON REVIEW

OPPONENTS

HISTORY

RECORDS

DETROIT TIGERS

MEDIA

SEASON REVIEW



Riley Greene, the 5th overall pick in the 2019 MLB Draft, became the first high-school draftee to join the Whitecaps later that same season. The 19-year-old tallied two homers and 13 RBI in 24 games with West Michigan in 2019.



2019/2020 SEASON REVIEWS

2021 WHITECAPS

SEASON REVIEW

OPPONENTS

HISTORY

RECORDS

DETROIT TIGERS

MEDIA

We can't begin the 2019 season review without acknowledging the devastating impact of the COVID-19 global pandemic. This media guide is dedicated to the many who lost their lives fighting against the virus, and to the loved ones they left behind. From this point on, you'll see a few references to the 2020 season, but most of what this media guide contains will cover the 2019 season, such as the content below.

From a baseball perspective, the pandemic forced the cancellation of the 2020 Minor League Baseball season which was announced June 30, 2020. As for Major League Baseball, managed to play a 6-game shortened season beginning on July 23 and ran through the World Series in late October. On September 30, Major League Baseball took over operations of the Minor Leagues through the announcement of a 120-team 'Professional Developmental League'. On December 9, the West Michigan Whitecaps parent club, the Detroit Tigers, announced they extended an invitation to the Whitecaps to move up and become Detroit's High-A affiliate, which the Whitecaps later accepted as they prepared to return to play in 2021.

As for the 2019 season, the Whitecaps saw its fair share of challenges on a level not previously experienced in West Michigan. Even so, the 'Caps enjoyed a variety of moments during the season.

The 2019 campaign began with the news in January that former Tigers great Lance Parrish – part of the 1984 Detroit Tigers World Series Championship – was being retained as Whitecaps manager. After helping to guide his team to a playoff appearance despite a losing record -- Parrish holds tremendous support by baseball fans in the state of Michigan. Former Tigers pitcher Willie Blair, who even became the first Tigers player to make a rehab assignment with the Whitecaps back in 1997, joined in to take on the role as Pitching Coach.

West Michigan began the season playing competitive baseball, having gone 16-18 through the first 34 games of the season. All-Star-to-be and outfielder Ulrich Bojarski guided the club at the plate by hitting over .300 with ten home runs at just 20 years old. The Australian native was named a starter in the game and helped his Eastern Division team pick up a victory at Four Winds Field on June 18 in South Bend, Indiana. Near the end of the first half, the club began to struggle. Numerous promotions up the minor-league chain sapped the 'Caps of their early competitiveness as the team slumped to a 5-30 record to finish the first half. The 21-48 record marked the lowest win total for any half-season in Whitecaps franchise history.

Meanwhile, another enjoyable season of Tigers Wednesdays was had by all as the 'Caps hosted the likes of 1984 World Series Champion Chet Lemon and fan-favorite Brandon Inge. The 'Caps also embraced Copa de la Diversion -- a celebration of Hispanic culture throughout Minor League Baseball in embracing their alter ego -- Las Calaveras de West Michigan -- 'the Skulls' throughout the year.

Excitement also came in the form of a new franchise under the Whitecaps umbrella. The Traverse City Pit Spitters became the latest team in the Northwoods League after 'Caps leadership completed its purchase of the franchise in advance of the 2019 season. Traverse City celebrated with the Pit Spitters throughout the summer, culminating in winning the Northwoods League Championship in its first season of existence.

Back in West Michigan, the Whitecaps enjoyed a necessary talent infusion from the 2019 MLB Draft, as seven of the Tigers first eight selections made their way to Comstock Park. The haul featured the August debut of outfielder Riley Greene, who was taken by Detroit with the fifth overall selection in the draft from Hagerty High School in Oviedo, Florida. Greene, 18, is believed to be the first player to have ever played high school baseball the same season as he played in West Michigan.

The team enjoyed a slight increase in success, but still finished the season with a 49-90 record -- their lowest single-season win total in franchise history. However, the club managed to finish the year by winning 12 of its final 22 games with a roster made primarily of players expected to return to the team in 2020.

After the season, Team Groundskeeper Mitch Hooten collected the biggest honor of his professional career after being given the 2019 Sports Turf Manager of the Year Award by the Midwest League Field Managers. Hooten has been the head groundskeeper for the West Michigan Whitecaps for three seasons, starting at Fifth Third Ballpark prior to the 2017 season.

The Whitecaps embark on a 2021 season ready to embrace the challenge of it's new classification with the Tigers minor league system inside newly-named LMCU Ballpark.

2019 Final Standings

Final Overall Standings					First Half					Second Half				
TEAM	W	L	PCT	GB	EASTERN	W	L	PCT	GB	EASTERN	W	L	PCT	GB
Great Lakes	81	55	.596	-	Great Lakes	43	24	.642	-	Bowling Green	42	27	.609	-
Kane County	81	58	.583	1.5	Lake County	40	29	.580	4	South Bend	39	30	.565	3
Bowling Green	81	58	.583	1.5	Bowling Green	39	31	.557	5.5	Great Lakes	38	31	.551	4
Quad Cities	79	57	.581	3	South Bend	37	31	.544	6.5	Lansing	36	34	.514	6.5
Clinton	78	61	.561	5.5	Fort Wayne	33	35	.485	10.5	Lake County	34	35	.493	8
Cedar Rapids	78	62	.557	6	Lansing	32	37	.464	12	Dayton	30	40	.429	12.5
South Bend	76	61	.555	7	Dayton	28	42	.400	16.5	Fort Wayne	29	41	.414	13.5
Lake County	74	64	.536	9.5	West Michigan	21	48	.304	23	West Michigan	28	42	.400	14.5
Wisconsin	69	70	.496	15	WESTERN	W	L	PCT	GB	WESTERN	W	L	PCT	GB
Lansing	68	71	.489	16	Quad Cities	43	23	.652	-	Kane County	46	24	.657	-
Burlington	66	74	.471	18.5	Burlington	39	31	.557	6	Clinton	45	25	.643	1
Fort Wayne	62	76	.449	21.5	Cedar Rapids	39	31	.557	6	Cedar Rapids	39	31	.557	8
Dayton	58	82	.414	26.5	Kane County	35	34	.507	9.5	Wisconsin	38	32	.543	8
Beloit	54	84	.391	29.5	Clinton	33	36	.478	11.5	Quad Cities	36	34	.514	10
Peoria	54	85	.388	30	Wisconsin	31	38	.449	13.5	Beloit	27	43	.386	19
West Michigan	49	90	.353	35	Peoria	30	39	.435	14.5	Burlington	27	43	.386	19
					Beloit	27	41	.397	17	Peoria	24	46	.343	22

AWARDS AND HONORS



2019 Midwest League Post-Season All-Star Team

Pos.	Player, Club	AVG.	AB	R	H	2B	3B	HR	RBI	SB
C	David Fry, Wisconsin	.258	504	66	130	41	1	17	70	7
1B	Gabe Snyder, Cedar Rapids	.259	424	63	110	21	4	19	58	4
2B	Xavier Edwards, Fort Wayne	.336	307	44	103	13	4	1	30	20
3B	Miguel Vargas, Great Lakes	.325	280	53	91	20	2	5	45	9
SS	Wander Franco, Bowling Green	.318	233	42	74	16	5	6	29	14
OF	Will Benson, Lake County	.272	217	44	59	12	3	18	55	18
OF	Griffin Conine, Lansing	.283	304	59	86	19	2	22	64	2
OF	Alek Thomas, Kane County	.312	353	63	110	21	7	8	48	11
DH	Chris Betts, Bowling Green	.210	395	60	83	14	2	19	73	3

Pos.	Player, Club	W-L	ERA	G	SV	IP	H	BB	SO
SP	RHP Caleb Sampen, Bowling Green	9-4	2.68	22	0	121.0	91	32	104
SP	LHP Joey Cantillo, Fort Wayne	9-3	1.93	19	0	98	58	27	128
RP	RHP Cre Finfrock, Lansing	1-1	3.99	33	17	38.1	30	16	50
RP	LHP Skylar Arias, Lake County	4-1	1.79	34	3	60.1	35	30	71

Most Valuable Player: Alek Thomas, Kane County
Prospect of the Year: Wander Franco, Bowling Green
Manager of the Year: John Shoemaker, Great Lakes

2019 Midwest League Mid-Season All-Star Team

EASTERN DIVISION

C	Chris Betts, Bowling Green
1B	Jake Brodt, Lansing
2B	Xavier Edwards, Fort Wayne
3B	Miguel Vargas, Great Lakes
SS	Wander Franco, Bowling Green
OF	Niko Hulsizer, Great Lakes
OF	Will Benson, Lake County
OF	Ulrich Bojarski, West Michigan
DH	Roberto Alvarez, Bowling Green
SP	Josh Winckowski, Lansing

WESTERN DIVISION

C	David Fry, Wisconsin
1B	Brady Whalen, Peoria
2B	Blaze Alexander, Kane County
3B	Nolan Gorman, Peoria
SS	Brice Turang, Wisconsin
OF	Jerar Encarnacion, Clinton
OF	Alek Thomas, Kane County
OF	Austin Dennis, Quad Cities
DH	Chris Williams, Cedar Rapids
SP	Chris Vallimont, Clinton

Reserves - Pabel Manzanero, Dayton; Dillon Paulson, Great Lakes; Andy Weber, South Bend; Nick Podkul, Lansing; Tyler Freeman, Lake County; Ryan Gold, Lansing; Grant Witherspoon, Bowling Green

Pitchers - Easton McGee, Bowling Green; Shane McClanahan, Bowling Green; Alan Strong, Bowling Green; Caleb Sampen, Bowling Green; Ryan Weathers, Fort Wayne; Henry Henry, Fort Wayne; Jose Chacin, Great Lakes; Austin Drury, Great Lakes; Manuel Alvarez, Lake County; Cobi Johnson, Lansing; Jeff Passantino, South Bend; Riley Thompson, South Bend; Brailyn Marquez, South Bend; Cam Sanders, South Bend

Reserves - Cesar Salazar, Quad Cities; Gabe Snyder, Cedar Rapids; Trey Dawson, Quad Cities; Buddy Kennedy, Kane County; Jeremy Pena, Quad Cities; Delvin Perez, Peoria; Jesus Lujano, Wisconsin

Pitchers - Eric Marinez, Beloit; Aiden McIntyre, Beloit; Robinson Pina, Burlington; Jose Soriano, Burlington; Christopher Molina, Burlington; Josh Winder, Cedar Rapids; Humberto Mejia, Clinton; Blake Workman, Kane County; Diego Cordero, Peoria; Matt Ruppenthal, Quad Cities; Austin Hansen, Quad Cities; Adam Hill, Wisconsin; Aaron Ashby, Wisconsin; Logan Gillaspie, Wisconsin

Midwest League All-Star Game was held at Four Winds Field in South Bend, IN - East def. West 3-3
"Star of Stars" Award Winner (All-Star Game MVP) - Chris Betts, Bowling Green... Won Tiebreaking HR Derby

Winning Tradition

The Whitecaps have claimed six Midwest League titles in the franchise's 27-year history, most recently winning the Midwest League Championship in 2015. West Michigan is third among current Midwest League teams in all-time championships. Wisconsin won their league-leading ninth title in 2012, marking their first crown in 28 years. Quad Cities, who has been in the league since 1960, has won three of the last six Midwest League titles to raise their all-time total to seven. The Whitecaps have qualified for the playoffs in 19 of their 26 seasons. Since their inaugural 1994 campaign, the only years that West Michigan failed to clinch a post-season berth were 1999, 2001, 2003, 2011-2013, and 2019.

2021 WHITECAPS

SEASON REVIEW

OPPONENTS

HISTORY

RECORDS

DETROIT TIGERS

MEDIA



2019 FINAL STATISTICS

POSITION PLAYERS

BATTER	AVG	G	AB	R	H	2B	3B	HR	RBI	BB	SO	SB	CS	OBP	SLG	OPS
Ames, N	.348	31	112	18	39	11	0	1	19	16	29	1	0	.426	.473	.899
Bojarski, U	.271	104	384	52	104	17	3	10	55	16	87	6	3	.304	.409	.713
Brinkman, C	.214	13	42	6	9	0	0	1	2	1	15	2	0	.227	.286	.513
Burks, J	.178	33	118	16	21	6	1	1	13	16	52	3	3	.287	.271	.558
Dugas, D	.271	49	181	20	49	11	1	2	19	9	67	4	6	.305	.376	.681
Esposito, V	.190	17	58	5	11	3	0	1	6	3	22	2	1	.262	.293	.555
Greene, R	.219	24	96	13	21	2	2	2	13	6	26	4	0	.278	.344	.622
Hampton, R	.313	29	115	18	36	4	3	1	8	15	28	5	2	.398	.426	.824
Johnson, C	.179	27	84	13	15	4	0	2	11	15	28	2	0	.320	.298	.618
Joyce, C	.180	13	50	6	9	2	0	0	1	4	15	0	0	.255	.220	.475
Kenley, J	.192	31	104	10	20	6	0	3	10	9	38	3	1	.292	.337	.629
King, J	.209	52	172	23	36	7	1	1	11	17	49	8	3	.283	.279	.562
Liniak, K	.050	6	20	2	1	0	0	0	1	0	5	1	0	.095	.050	.145
Lipcius, A	.273	67	253	32	69	16	0	2	29	27	57	3	2	.344	.360	.704
Malis, Z	.235	63	213	21	50	6	1	3	22	17	43	1	1	.298	.315	.613
Martinez, H	.195	22	77	6	15	3	0	3	11	2	23	0	0	.241	.351	.592
McMillan, S	.241	72	220	36	53	10	0	2	19	47	50	6	6	.398	.314	.712
Meadows, P	.221	126	443	52	98	15	2	7	40	47	113	14	8	.296	.312	.608
Packard, B	.309	23	81	14	25	6	0	3	12	13	24	1	0	.404	.494	.898
Pearce, J	.217	47	166	17	36	3	1	2	19	23	42	0	1	.323	.283	.606
Perez, W	.233	124	459	59	107	16	6	3	30	45	87	21	13	.299	.314	.613
Proctor, C	.239	56	218	26	52	8	0	2	25	14	40	5	1	.281	.303	.584
Quintana, N	.158	41	146	14	23	5	1	1	13	13	51	3	1	.228	.226	.454
Reyes, D	.265	42	151	11	40	13	0	4	24	11	38	2	2	.329	.430	.759
Rivera, R	.228	62	197	19	45	7	2	4	19	20	72	3	0	.305	.345	.650
Tuck, A	.233	48	172	20	40	5	0	3	21	17	79	3	3	.300	.314	.614
Valente, J	.312	44	170	21	53	3	1	0	20	14	12	6	3	.365	.341	.706
WHITECAPS	.239	139	4512	551	1078	189	25	65	475	439	1197	109	60	.312	.335	0.647

PITCHERS

PITCHER	W-L	ERA	G	GS	CG	SHO	SV	IP	H	R	ER	HR	BB	SO	WP	AVG
Hill, G	2-1	1.41	7	7	0	0	0	38.1	19	8	6	0	13	42	3	.143
Gizzi, M	0-0	1.80	7	0	0	0	0	5	6	4	1	0	3	1	2	.261
De Jesus, A	1-1	1.85	9	0	0	0	3	24.1	12	5	5	1	14	30	4	.140
Tobey, J	1-2	1.88	21	0	0	0	2	28.2	25	6	6	2	11	41	5	.229
Behenna, K	0-0	2.45	7	0	0	0	0	7.1	4	4	2	0	6	7	0	.154
Hess, Z	0-1	2.57	16	0	0	0	7	21	15	10	6	2	11	22	3	.197
Welhaf, R	5-7	2.69	18	13	0	0	0	90.1	65	30	27	5	9	85	4	.195
Guzman, C	2-2	2.73	7	7	0	0	0	33	23	13	10	3	18	27	0	.197
Bass, B	5-4	3.00	10	10	0	0	0	60	57	20	20	6	14	45	2	.254
Shepherd, Z	1-1	3.46	7	0	0	0	0	13	9	7	5	0	7	16	3	.180
Rodriguez, J	0-1	3.52	2	2	0	0	0	7.2	7	3	3	0	5	4	0	.259
Reyes, A	0-3	3.60	46	0	0	0	7	60	48	26	24	4	35	64	6	.213
Smith, H	0-4	3.63	10	10	0	0	0	44.2	36	21	18	1	20	45	6	.218
Bienlien, M	0-0	3.66	11	0	0	0	0	19.2	22	9	8	0	10	20	2	.272
Hernandez, W	9-7	3.73	21	21	0	0	0	101.1	97	49	42	5	26	90	10	.246
Chentouf, Y	3-6	3.86	43	0	0	0	5	79.1	88	45	34	2	22	54	7	.279
De La Cruz, S	4-4	3.86	34	5	0	0	1	81.2	75	42	35	6	41	102	14	.234
Klinchock, R	0-1	4.30	3	3	0	0	0	14.2	19	8	7	1	2	11	0	.302
Kirby, C	5-8	4.90	17	13	0	0	1	82.2	77	47	45	12	15	61	2	.246
Crosby, D	1-4	5.09	28	0	0	0	2	69	85	47	39	5	22	53	3	.298
Vasquez, J	2-5	5.30	36	0	0	0	1	52.2	64	41	31	3	30	62	8	.292
Conger, M	0-0	6.14	7	1	0	0	0	7.1	11	7	5	1	11	6	4	.333
Wolf, A	4-10	6.23	17	17	0	0	0	78	105	58	54	4	30	70	7	.317
Murphy, K	1-3	6.43	8	8	0	0	0	35	44	28	25	5	14	23	0	.310
Arriera, G	3-8	6.81	18	18	0	0	0	79.1	97	72	60	4	43	79	9	.305
Breto, L	0-0	7.50	4	0	0	0	0	6	10	6	5	1	5	7	2	.370
Sodders, A	0-2	8.10	4	1	0	0	0	10	14	11	9	0	11	7	2	.378
Javier, X	0-2	8.56	7	1	0	0	0	13.2	15	15	13	1	17	8	2	.294
Lance, C	0-3	9.82	5	2	0	0	0	14.2	16	19	16	2	15	14	1	.271
WHITECAPS	49-90	4.27	139	139	0	7	29	1182.1	1166	661	561	76	481	1100	111	.254

2021 WHITECAPS

SEASON REVIEW

OPPONENTS

HISTORY

RECORDS

DETROIT TIGERS

MEDIA



Date - Transaction

4/1: Whitecaps opening day 25-man roster set: Ps Gio Arriera, Yaya Chentouf, Maddux Conger, Drew Crosby, Angel De Jesus, Sandel De La Cruz, Carlos Guzman, Wilkel Hernandez, Garrett Hill, Xavier Javier, Kacey Murphy, Angel Reyes, Adam Wolf; Cs Sam McMillan, Chris Proctor; IFs Nick Ames, Jeremiah Burks, Jose King, Jordan Pearce, Wenceel Perez, Johnny Valente; OFs Ulrich Bojarski, Reece Hampton, Parker Meadows, Avery Tuck.

4/13: Placed P Maddux Conger on Injured List. Added P Jose Vasquez from Extended Spring Training.

4/17: Placed IF Jeremiah Burks on Injured List. Added IF Luke Sherley from Extended Spring Training.

4/26: Activated IF Jeremiah Burks from Injured List. Assigned IF Luke Sherley to Extended Spring Training.

5/2: Added P Jared Tobey from Extended Spring Training. Assigned P Xavier Javier to Extended Spring Training.

5/14: Assigned IF Nick Ames & P Angel De Jesus to Lakeland. Added P Chance Kirby from Extended Spring Training.

5/16: Assigned OF Reece Hampton to Lakeland. Placed Ps Kacey Murphy and Jose Vasquez on IL. Added IF Rey Rivera from Lakeland, and Ps Chance Kirby, Carson Lance, and OF Dayton Dugas to active roster.

5/20: Assigned OF Dayton Dugas to Lakeland. Placed P Carlos Guzman on IL. Added OF Dayton Dugas from Lakeland, and P Michael Gizzi from Extended Spring Training.

5/23: Assigned P Garrett Hill to Lakeland. Added P Hugh Smith from Extended Spring Training.

5/25: Activated P Kacey Murphy from IL. Assigned P Carson Lance to Extended Spring Training.

5/31: Activated P Jose Vasquez from IL. Assigned P Michael Gizzi and IF Jeremiah Burks to Extended Spring Training. Added OF Vinny Esposito from Extended Spring Training.

6/3: Assigned IF Jordan Pearce to Lakeland. Added IF Hector Martinez from Extended Spring Training.

6/4: Placed IF Johnny Valente and OF Daniel Reyes on injured list and P Kacey Murphy on Voluntarily Retired List. Added P Michael Gizzi, IF Zach Malis, and OF Kingston Liniak from Extended Spring Training.

6/20: Assigned IF Jose King, with OFs Kingston Liniak and Avery Tuck to Connecticut. Added OF Clark Brinkman from Connecticut and IFs Nick Quintana and Andre Lipcius from Extended Spring Training.

6/21: Added P Brad Bass from Lakeland. Released P Michael Gizzi.

7/1: Added OF Dayton Dugas from Lakeland. Assigned OF Vinny Esposito to GCL Tigers-West.

7/3: Added P Liarvis Breto from GCL Tigers-West. Assigned IF Hector Martinez to Connecticut. Placed P Robbie Welhaf on Suspended List, retroactive to June 29.

7/5: Activated IF Johnny Valente from Injured List and assigned to Lakeland.

7/7: Added OF Bryant Packard from Connecticut. Assigned OF Clark Brinkman to GCL Tigers-West.

7/10: Reinstated P Robbie Welhaf from suspended list.

7/11: Added IF Jack Kenley from Connecticut. Placed P Adam Wolf on Injured List.

7/12: Added P Zack Hess from Connecticut. Assigned P Jared Tobey to Lakeland.

7/14: Added C Cooper Johnson from Connecticut. Placed C Sam McMillan on Injured List.

7/17: Added P Austin Soddors from Lakeland. Assigned P Liarvis Breto to GCL Tigers-West.

7/21: Activated OF Daniel Reyes from Injured List. Placed OF Bryant Packard on Injured List.

7/24: Activated P Maddux Conger from Injured List. Placed P Hugh Smith on Injured List.

7/30: Added P Michael Bienlien from Connecticut. Assigned P Maddux Conger to Connecticut.

8/2: Added P Jesus Rodriguez from Lakeland. Assigned P Yaya Chentouf to Connecticut.

8/3: Activated P Adam Wolf from Injured List. Placed P Drew Crosby on Restricted List.

8/6: Placed IF Rey Rivera on Restricted List.

8/7: Activated P Hugh Smith from Injured List. Activated C Sam McMillan from Injured List. Activated OF Bryant Packard from IL. Added IF Johnny Valente from Lakeland. Assigned C Chris Proctor to Lakeland. Assigned IF Nick Quintana to Connecticut. Released P Austin Soddors.

8/8: Added OF Riley Greene from Connecticut. Assigned OF Ulrich Bojarski to Lakeland.

8/9: Added P Zac Shepherd from Connecticut. Placed P Gio Arriera on Injured List.

8/11: Assigned IF John Valente to Lakeland. Placed P Jesus Rodriguez on Injured List. Added P Yaya Chentouf and IF Corey Joyce from Connecticut.

8/13: Placed P Hugh Smith on Injured List. Added P Kory Behenna from Connecticut.

8/20: Placed P Adam Wolf on Injured List. Added P Carson Lance from Connecticut.

8/21: Placed P Chance Kirby on Injured List. Added P Robert Klinchok from GCL Tigers-East.

8/24: Assigned OF Bryant Packard to Lakeland. Added OF Clark Brinkman from Lakeland.

8/29: Assigned P Brad Bass to Lakeland. Added P Maddux Conger from Connecticut. Activated P Chance Kirby from Injured List. Placed P Wilkel Hernandez on Injured List.



2019 PLAYOFF RESULTS

2021 WHITECAPS

SEASON REVIEW

OPPONENTS

HISTORY

RECORDS

DETROIT TIGERS

MEDIA

Midwest League Playoff Results

Eastern Division Semifinals

(Great Lakes wins best-of-three series, 2-1)

Great Lakes 6, Lake County 4

Lake County 4, Great Lakes 0

Great Lakes 5, Lake County 0

(South Bend wins best-of-three series, 2-0)

South Bend 2, Bowling Green 1

South Bend 7, Bowling Green 4

Eastern Division Championship

(South Bend wins best-of-three series, 2-0)

South Bend 6, Great Lakes 4

South Bend 7, Great Lakes 3

Western Division Semifinals

(Clinton wins best-of-three series, 2-0)

Clinton 7, Kane County 3

Clinton 10, Kane County 1

(Cedar Rapids wins best-of-three series, 2-0)

Quad Cities 4, Cedar Rapids 1

Cedar Rapids 2, Quad Cities 1

Cedar Rapids 4, Quad Cities 2

Western Division Championship

(Clinton wins best-of-three series, 2-1)

Clinton 4, Cedar Rapids 0

Cedar Rapids 3, Clinton 2

Clinton 6, Cedar Rapids 2

Midwest League Championship

(South Bend wins best-of-five series, 3-0)

South Bend 3, Clinton 1

South Bend 3, Clinton 2

South Bend 5, Clinton 0

2019 Midwest League Champions — South Bend Cubs

REHABS WITH THE WHITECAPS

The West Michigan Whitecaps have been an affiliate of the Detroit Tigers since the 1997 season. During that time, there have been 19 occasions in which a player has been assigned to the Whitecaps on a major league rehabilitation assignment from the Tigers. The dates and performances are listed below:

PLAYER	DATES	OPPONENT(S)	RESULTS	STATS	ATT.
Willie Blair, P	May 23, 1997	@Fort Wayne	L, 5-6 (13)	5IP, 0R, 1H, 7K	N/A
Robert Fick, C	August 20-22, 1999	Clinton	Lost 2 of 3G*	3-11, 2R, 2BB, SB	9,222*
Brian Moehler, P	May 13, 2000	South Bend	L, 5-2	L, 6.1IP, 3R, 5H	5,741
Dave Mlicki, P	August 27, 2000	Wisconsin	W, 5-0	W, 6IP, 0R, 1H, 6K	11,800
Brandon Inge, C	July 29-Aug. 1, 2001	Burlington	Won 3 of 4G*	3-16, 2B, 3R, 2RBI	5,706*
Kenny Rogers, P	June 15, 2007	Dayton	L, 0-10	L, 5IP, 1ER, 4K	10,537
Curtis Granderson, OF	April 18, 21-22, 2008	Burlington/Beloit	Won 2 of 3G*	4-11, 2-3B, RBI	5,567*
Magglio Ordonez, OF	July 14, 2008	+++Peoria	W, 10-2	1-4, R	10,592
Jeremy Bonderman, P	May 16, 2009	Great Lakes	W, 13-6	W, 7IP, 2R, 6H	10,023
Brandon Inge, 3B	August 3, 2010	Great Lakes	L, 6-7	2-5, 2-2B, RBI	6,075
Carlos Guillen, 2B	August 6-7, 2010	Great Lakes/@Dayton	Won 2 of 2G*	2-6, BB	8,510
Omar Infante, 2B	July 24-25, 2013	Fort Wayne	Won 1 of 2G*	2-5, HB	8,144*
Darin Downs, P	July 25, 2013	Fort Wayne	W, 4-3	IP, 0R, 0H, K	8,476
Luke Putkonen, P	May 7/Aug. 28-30, 2014	LC/@FW/GL	W 4-1/L 4-6/W1-0	3G, 2.2IP, 4R, 4H	5,780*
Ian Krol, P	July 14, 2014	@Fort Wayne	W 3-1	IP, 0R, 0H, K	9,182
Andy Dirks, OF	August 1-5, 2014	Fort Wayne	Lost 3 of 5G*	3-14, 2B, BB, K, SB	8,449*
Shane Greene, P	May 20, 2016	@Fort Wayne	W 3-1	3IP, 0R, 2H, BB, 5K	6,855
Anibal Sanchez, P	August 31, 2017	@South Bend	L 1-3	4IP, 5H, 3R, 2BB, 3K	4,257
Jordan Zimmermann, P	June 11, 2018	South Bend	L 3-6	5.1IP, 7H, 1R, 0BB, 6K	6,840

*For multi-game rehab stints, "results" indicate Whitecaps' record while player was w/team. "Attendance" indicates average attendance for home games.



Multi-Hit/Multi-RBI/Home Run Chart

Player	Multi-Hit Games					Multi-RBI Games					Home Run Breakdown				
	2H	3H	4H	5H	Tot.	2BI	3BI	4BI	5BI+	Tot.	1R	2R	3R	GS	Tot.
Nick Ames	8	2	--	--	10	4	1	--	--	5	1	--	--	--	1
Ulrich Bojarski	16	10	2	--	28	9	2	1	--	12	5	4	1	--	10
Clark Brinkman	2	--	--	--	2	4	--	--	--	0	1	--	--	--	1
Jeremiah Burks	1	1	--	--	2	4	--	--	--	4	--	1	--	--	1
Dayton Dugas	14	--	--	--	14	2	1	--	1	4	--	1	--	1	2
Vinny Esposito	1	1	--	--	2	2	--	--	--	2	1	--	--	--	1
Riley Greene	5	--	--	--	5	2	1	--	--	3	2	--	--	--	2
Reece Hampton	6	4	--	--	10	--	--	--	--	0	1	--	--	--	1
Cooper Johnson	2	--	--	--	2	2	--	--	--	2	1	1	--	--	2
Corey Joyce	1	1	--	--	2	--	--	--	--	0	--	--	--	--	0
Jake Kenley	4	1	--	--	5	2	1	--	--	3	2	1	--	--	3
Jose King	10	--	--	--	10	1	--	--	--	1	1	--	--	--	1
Kingston Liniak	--	--	--	--	0	--	--	--	--	0	--	--	--	--	0
Andre Lipcius	20	3	--	--	23	9	--	--	--	9	1	1	--	--	2
Zach Malis	4	3	--	--	7	3	2	1	--	6	1	--	1	1	3
Hector Martinez	3	--	--	--	3	4	--	--	--	4	2	1	--	--	3
Sam McMillan	10	1	1	--	12	1	1	--	--	2	2	--	--	--	2
Parker Meadows	19	2	1	--	22	5	1	--	--	6	7	--	--	--	7
Bryant Packard	6	1	--	--	7	1	2	--	--	3	--	2	1	--	3
Jordan Pearce	6	2	--	--	8	2	1	--	--	3	1	1	--	--	2
Wenceel Perez	23	4	--	--	27	2	--	--	--	2	3	--	--	--	3
Chris Proctor	13	1	--	1	15	4	--	--	--	4	2	--	--	--	2
Nick Quintana	2	2	--	--	4	3	--	--	--	3	1	--	--	--	1
Danny Reyes	6	1	--	--	7	3	1	1	--	5	2	1	1	--	4
Rey Rivera	10	1	--	--	11	5	1	--	--	6	3	1	--	--	4
Luke Sherley	--	--	--	--	2	1	--	--	--	1	--	1	--	--	1
Avery Tuck	7	1	--	--	8	4	1	--	--	5	1	1	1	--	3
John Valente	8	5	--	--	13	5	--	--	--	5	--	--	--	--	0
TOTAL	205	50	4	2	258	74	16	2	1	93	41	17	5	2	65

Whitecaps Batting Leaders

Category	Player	Stat
Average	Ulrich Bojarski	.271
Games Played	Parker Meadows	126
At-Bats	Wenceel Perez	459
Runs Scored	Wenceel Perez	59
Hits	Wenceel Perez	107
Extra-base Hits	Ulrich Bojarski	30
Total Bases	Ulrich Bojarski	157
Doubles	Ulrich Bojarski	17
Triples	Wenceel Perez	6
Home Runs	Ulrich Bojarski	10
Runs Batted In	Ulrich Bojarski	55
Sacrifice Flies	Ulrich Bojarski	8
Sacrifice Hits	Wenceel Perez	8
Hit By Pitch	Sam McMillan	11
Walks	McMillan/Parker Meadows	47
Intentional Walks	Nick Ames	1
Strikeouts	Parker Meadows	113
Stolen Bases	Wenceel Perez	21
Caught Stealing	Wenceel Perez	13
Ground Into DP	Ulrich Bojarski	10
Slugging Pct.	Ulrich Bojarski	.494
On-Base Pct.	Ulrich Bojarski	.304
Errors	Wenceel Perez	33

Whitecaps Pitching Leaders

Category	Player	Stat
Wins	Wilkel Hernandez	9
Losses	Adam Wolf	10
Earned Run Average	Wilkel Hernandez*	3.73
Games	Angel Reyes	46
Games Started	Wilkel Hernandez	21
Complete Games	N/A	--
Shutouts	N/A	--
Games Finished	Angel Reyes	37
Saves	A. Reyes/Zack Hess	7
Innings Pitched	Wilkel Hernandez	101.1
Hits	Adam Wolf	105
Runs	Gio Arriera	72
Earned Runs	Gio Arriera	60
Home Runs Allowed	Chance Kirby	12
Hit Batters	Chance Kirby	9
Walks	Gio Arriera	43
Strikeouts	Sandel De La Cruz	102
Wild Pitches	Sandel De La Cruz	14
Balks	A. De Jesus/W. Hernandez	2
Opponents Average	Robbie Welhaf*	.195
BB Per Nine Innings*	Robbie Welhaf*	0.9
K Per Nine Innings*	Sandel De La Cruz*	11.2

BOLD indicates led or tied for lead in Midwest League

ITALICS indicates established or tied franchise record

*Minimum 378 Plate Appearances or 112 Innings Pitched to qualify



2019 FIRST HALF DAY-BY-DAY

2021 WHITECAPS

SEASON REVIEW

OPPONENTS

HISTORY

RECORDS

DETROIT TIGERS

MEDIA

Date	Opp	H/R	Result	Winner-Loser-Save	Att.	Pos.	Rec	GB
4/4	SB	R	L 4-5	Palma- Wolf -Roberts	2,978	T2	0-1	1.0
4/5	SB	R	L 0-1	Sanders- Hernandez -McCauley	2,572	T7	0-2	2.0
4/6	SB	H	W 3-1	Guzman -Ramos- Reyes	6,072	T5	1-2	2.0
4/7	SB	H	W 7-3	Chentouf -Remy	2,047	T3	2-2	1.0
4/8	LAN	R	L 0-1	Stadler- Javier	2,177	7	2-3	1.5
4/9	LAN	R	W 7-6	De Jesus- Pulido - Chentouf	1,355	T3	3-3	1.0
4/10	LAN	R	W 6-4	Wolf -Murray- Crosby	1,081	3	4-3	1.0
4/11	LAN	R	W 7-3	Hernandez -Hiatt- Chentouf	1,163	3	5-3	1.0
4/12	GL	H	L 3-4	Zuniga- Guzman	2,651	3	5-4	1.0
4/13	GL	H	L 1-10	Castro- Arriera	1,650	T3	5-5	1.5
4/15	LAN	H	L 2-6 (10)	McAffer- Chentouf	936	T5	5-6	2.5
4/16	LAN	H	L 2-5	Murray- Murphy -Law	1,254	7	5-7	3.0
4/17	LAN	H	L 2-8	De Paula- Wolf -Hiatt	1,777	7	5-8	3.0
4/19a	FW	R	W 12-3	Hernandez -Cantillo	Gm 1	T5	6-8	2.5
4/19b	FW	R	L 1-2	Mosser- Guzman -Belen	2,576	7	6-9	3.5
4/22	GL	R	W 5-1	Crosby -Martinez	938	6	7-9	3.5
4/23	GL	R	W 4-3	Arriera -Inoa- Vasquez	841	6	8-9	3.0
4/24	GL	R	L 2-8	Zuniga- Murphy -Chacin	877	6	8-10	3.5
4/25	LC	H	W 10-9 (10)	Vasquez -Pinto	2,269	6	9-10	3.0
4/26	LC	H	L 5-6	Draper- Hernandez -Alvarez	3,205	6	9-11	4.0
4/27	LC	H	L 2-3	Morris- De Jesus	2,227	6	9-12	4.5
4/28	LC	H	W 5-0	Hill -Mota- De La Cruz	3,868	6	10-12	4.0
5/1a	CLI	R	W 9-7	Arriera -Soriano- Reyes	1,365	6	11-12	3.5
5/1b	CLI	R	L 2-13	Alexander- Javier	Gm 2	6	11-13	4.0
5/2	CLI	R	W 7-4	Murphy -Rodriguez- De Jesus	853	5	12-13	3.0
5/3	BUR	R	L 2-5	Soriano- Wolf -Pina	858	6	12-14	3.5
5/4	BUR	R	W 6-5	Hernandez -Duensing- Reyes	1,003	T5	13-14	2.5
5/5	BUR	R	L 5-9	Higgins- Chentouf	785	6	13-15	3.5
5/6	PEO	H	W 2-0	Hill -Leahy- De Jesus	1,077	T5	14-15	3.0
5/7	PEO	H	L 6-9	Brettell- De La Cruz -St. Clair	1,346	6	14-16	3.5
5/8	PEO	H	L 4-6	Tabata- Vasquez -Escobar	3,375	6	14-17	4.0
5/9	CR	H	L 4-8	Enlow- Wolf	2,940	6	14-18	5.0
5/10	CR	H	W 8-1	Hernandez -Palm- De Jesus	4,396	6	15-18	4.0
5/11	CR	H	W 7-4	Guzman -Sands- Reyes	4,233	5	16-18	4.0
5/13	LAN	R	L 2-4	Winkowski- Hill -Rees	2,824	5	16-19	5.0
5/14	LAN	R	L 5-6	Reyes- Arriera -Rackoski	6,506	5	16-20	5.5
5/15	LAN	R	L 6-7	Rees- Vasquez	4,892	6	16-21	6.0
5/16a	GL	H	W 11-3	Wolf -Chacin	-	5	17-21	6.0
5/16b	GL	H	L 1-6	Witt- Kirby	2,710	6	17-22	6.0
5/17	GL	H	L 3-4	Kolek- Hernandez -de Geus	5,034	6	17-23	7.0
5/18	GL	H	L 1-7	Jackson- Crosby -Martinez	6,865	7	17-24	7.0
5/19	GL	H	L 9-11	Hagenman- Lance -Witt	5,910	7	17-25	8.0
5/20	BG	H	L 4-5	Padilla- Reyes -Peguero	1,992	7	17-26	9.0
5/21	BG	H	W 4-3	Welhaf -Muller	2,650	7	18-26	9.0
5/22	BG	H	L 2-3	Sampen- Wolf -Peguero	4,297	7	18-27	9.0
5/23	BG	H	L 7-9	McClanahan- Hernandez	6,418	7	18-28	10.0
5/24	SB	R	L 0-4	Thompson-Smith	5,265	7	18-29	11.0
5/25	SB	R	L 7-10	Marquez- Murphy -Palma	5,147	7	18-30	12.0
5/26	SB	R	L 10-11 (11)	Mort- Reyes	5,080	7	18-31	13.0
5/27	SB	R	L 0-1	Sanders- Kirby -Patterson	3,996	7	18-32	14.0
5/28	FW	H	L 4-5	Mosser- Wolf -Belen	3,671	7	18-33	14.0
5/29a	FW	H	L 0-1	Cantillo- Hernandez -Smith	5,888	7	18-34	14.0
5/29b	FW	H	W 10-1	Welhaf -Martinez	-	7	19-34	14.0
5/30	FW	H	L 0-1	Keating- Smith -Henry	4,292	7	19-35	15.0
5/31	LC	R	L 4-9	Pinto- Murphy -Alvarez	4,247	7	19-36	16.0
6/2a	LC	R	L 3-7	Ponticelli- Arriera -Rholl	-	7	19-37	17.0
6/2b	LC	R	W 4-2	Kirby -Royalty- Chentouf	1,933	7	20-37	16.5
6/4	DAY	H	L 2-3	Salinas- Wolf -Demurias	4,246	7	20-38	17.5
6/5	DAY	H	L 3-4	Solomon- Welhaf -Benett	4,525	8	20-39	18.0
6/6	DAY	H	L 3-9	Rodriguez- Crosby	6,649	8	20-40	19.0
6/7	BG	R	L 6-7 (10)	Peguero- Vasquez	3,652	8	20-41	20.0
6/9a	BG	R	L 1-4	Liberatore- Arriera	-	8	20-42	20.0
6/9b	BG	R	L 2-3	Sanchez- De La Cruz -Padilla	3,622	8	20-43	20.5
6/10	BG	R	L 0-4	Sampen- Kirby	1,856	8	20-44	21.0
6/11	DAY	R	L 4-5	Salazar- Wolf -Demurias	8,420	8	20-45	22.0
6/12	DAY	R	L 2-5	Machurro- Chentouf -Bennett	7,483	8	20-46	22.0
6/13	DAY	R	W 10-3	Hernandez -Diaz	7,347	8	21-46	21.5
6/14	SB	H	L 3-5	Casey- Smith -Palma	7,609	8	21-47	22.0
6/16	SB	H	L 3-4	Patterson- Crosby -Roberts	6,373	8	21-48	23.0

*Bold indicates Home Game

2019 SECOND HALF DAY-BY-DAY



Date	Opp	H/R	Result	Winner-Loser-Save	Att.	Pos.	Rec	GB
6/21a	LC	R	L 4-9	Ponticelli- Wolf	4,545	T2	0-1	1.0
6/21b	LC	R	L 0-4	Araujo- Welhaf	4,218	8	0-2	2.0
6/22	LC	R	L 2-5	Royalty- Arriera -Alvarez	4,168	8	0-3	3.0
6/23	LC	R	L 6-7	Marman- Tobey	2,854	8	0-4	4.0
6/25	DAY	H	W 3-1	Kirby -De Jesus- Tobey	6,224	8	1-4	4.0
6/26	DAY	H	W 15-1	Hernandez -Richardson	5,378	T6	2-4	3.0
6/27	DAY	H	W 6-3	Wolf -Marinan	6,001	6	3-4	3.0
6/28	DAY	H	L 0-1	Salinas- Welhaf -Bennett	5,838	7	3-5	4.0
6/29	LC	H	W 7-3	Kirby -Oviedo	7,655	5	4-5	3.0
7/1a	LC	H	L 1-5	Mota- Smith	-	6	4-6	3.5
7/1b	LC	H	W 5-1	Chentouf -Araujo	4,625	6	5-6	3.0
7/2	SB	R	W 5-3	Bass -Little- Crosby	5,089	T3	6-6	3.0
7/3	SB	R	L 2-4	King- Chentouf	7,880	T4	6-7	4.0
7/4	SB	H	W 6-4	Tobey -Guerrero	6,945	T3	7-7	4.0
7/5	SB	H	L 1-5	Carrera- Kirby	7,477	T4	7-8	5.0
7/6	BG	R	L 2-12	Strong- Arriera	3,021	T5	7-9	5.0
7/7	BG	R	L 2-3	Peguero- Chentouf	1,923	T6	7-10	6.0
7/8	BG	R	L 3-5	Sampen- Bass	934	6	7-11	7.0
7/10	QC	H	W 9-5	De La Cruz -Paulino	5,595	T6	8-11	6.0
7/11	QC	H	L 0-1	Daniels- Welhaf -Conn	7,244	7	8-12	6.0
7/12	QC	H	L 2-6	Freure- Kirby -Ruppenthal	6,161	T7	8-13	7.0
7/13	KC	H	W 7-4	Arriera -Del Moral- Hess	7,700	T7	9-13	7.0
7/14	KC	H	L 2-7	Goddard- Vasquez -Workman	5,457	8	9-14	8.0
7/15	KC	H	L 1-9	Tabor- Bass -Pimentel	5,076	8	9-15	8.0
7/17	BEL	R	W 8-5	Hernandez -Kelly- Hess	1,222	7	10-15	7.0
7/18	BEL	R	W 13-7	Welhaf -Birlingmair	1,388	7	11-15	6.0
7/19	BEL	R	L 2-3 (10)	Infante- Crosby	1,078	7	11-16	7.0
7/21a	WIS	R	L 3-6	Sunitsch- Arriera	-	7	11-17	7.5
7/21b	WIS	R	L 4-6	Gillies- Hess -Castaneda	3,819	7	11-18	8.0
7/22	WIS	R	W 3-0	Bass -Lazar- Chentouf	2,708	7	12-18	7.0
7/24	LAN	H	W 4-3	De La Cruz -Rackoski- Hess	7,401	7	13-18	7.0
7/25	LAN	H	L 0-8	Stadler- Welhaf	7,787	7	13-19	8.0
7/26	LAN	H	L 1-9	Pardinho- Kirby	6,654	7	13-20	9.0
7/27	GL	H	L 2-6	Martinez- Arriera -Hagenman	9,135	7	13-21	8.0
7/28	GL	H	L 3-10	Chacin- Sodders	6,443	7	13-22	8.5
7/29	GL	H	W 9-1	Bass -Ortiz	5,419	7	14-22	8.0
7/30	SB	R	L 1-4	Remy- Hernandez -Barry	4,781	7	14-23	9.0
7/31	SB	R	L 1-5	Marquez- Welhaf -Glowicki	4,037	T8	14-24	9.0
8/1	SB	R	L 3-4	Carrera- Kirby -Glowicki	4,697	T8	14-25	9.0
8/2	SB	R	L 1-2	Palma- De La Cruz	7,997	8	14-26	10.0
8/3	FW	R	L 4-7	Dana- Sodders -Henry	7,557	8	14-27	10.0
8/4	FW	R	L 0-8	Cantillo- Rodriguez	6,179	8	14-28	11.0
8/5	FW	R	L 3-9	Tyler- Bass	7,356	8	14-29	12.0
8/6	FW	R	W 8-0	Kirby -Lugo	3,317	8	15-29	12.0
8/7	BG	H	W 3-1	Welhaf -Baz	6,749	8	16-29	11.0
8/8	BG	H	L 6-9	Hogan- Vasquez -Peguero	8,636	8	16-30	12.0
8/9	BG	H	L 3-5	Strong- Wolf -Ogando	8,449	8	16-31	13.0
8/10	LC	R	L 4-6	Araujo- Shepherd -Miednik	6,207	8	16-32	13.0
8/11	LC	R	W 6-5	Bass -Draper- Kirby	4,458	8	17-32	13.0
8/12	LC	R	L 6-13	Rholl- Hernandez	2,549	8	17-33	14.0
8/14	GL	H	L 3-4 (11)	Bruhl- Reyes	7,488	8	17-34	15.0
8/15	GL	H	W 5-1	Wolf -Willeman	8,395	8	18-34	14.0
8/16	GL	H	W 6-3	Kirby -Kolek- Chentouf	6,840	8	19-34	13.0
8/17	LC	H	L 3-6	Rholl- Bass -Miednik	9,361	8	19-35	13.0
8/18	LC	H	W 4-2	Hernandez -Marman- Hess	7,096	8	20-35	13.0
8/19	LC	H	W 3-2	Chentouf -Hankins- Reyes	5,440	8	21-35	12.0
8/20	LC	H	L 0-3	Lingos- Welhaf -Miednik	6,257	8	21-36	13.0
8/21	GL	R	W 7-6	Vasquez -Kolek- Hess	4,160	8	22-36	13.0
8/22	GL	R	L 2-7	Bruhl- Lance	4,803	8	22-37	14.0
8/23	GL	R	W 1-0	Bass -Chacin- Hess	6,671	8	23-37	14.0
8/24	FW	H	W 3-0	Hernandez -Weathers- Reyes	9,355	8	24-37	13.0
8/25	FW	H	W 4-2	De La Cruz -Quezada- Hess	8,640	T8	25-37	12.5
8/26	FW	H	L 4-6	Dean- Chentouf -Van Gorp	4,145	8	25-38	14.0
8/27	FW	H	L 0-1	Contreras- Klinchcock -Henry	8,377	8	25-39	14.5
8/28	LAN	R	L 6-8	Wymer- Lance	3,916	8	25-40	14.5
8/29	LAN	R	L 3-7	Stadler- Kirby	6,146	8	25-41	15.5
8/30	LAN	R	W 6-5 (10)	Shepherd -Reyes	5,011	8	26-41	14.5
8/31	DAY	R	W 5-4	De La Cruz -Curlis- Tobey	9,189	8	27-41	14.5
9/1	DAY	R	W 2-0	Welhaf -Fisher- Reyes	9,387	8	28-41	14.5
9/2	DAY	R	L 4-5	Pidich- Tobey	8,170	8	28-42	14.5

*Bold indicates Home Game

2021 WHITESAPS

SEASON REVIEW

OPPONENTS

HISTORY

RECORDS

DETROIT TIGERS

MEDIA



2019 SINGLE-GAME HIGHS

2021 WHITECAPS

SEASON REVIEW

OPPONENTS

HISTORY

RECORDS

DETROIT TIGERS

MEDIA

Whitecaps

Largest Margin of Victory	14, 6/26 vs. DAY
Largest Margin of Defeat	11, 5/1b @ cli
Longest Game by Innings	11, 5/26 @ sb
Longest Game by Time	4:02, 4/25 vs. LC
Longest Game by Time, 9 Innings	3:38, twice (last: 7/18 @ bel)
Shortest Game by Time	1:37, 6/9a @ bg
Shortest Game by Time, 9 Innings	1:54, 4/8 @ lan
Most At-Bats, 9-Inning Game	42, 5/18 vs. GL
Most At-Bats, Extra Inning Game	43, 5/26 @ sb
Most Runs, Game	15, 6/26 vs. DAY
Most Runs, Inning	9, 1st inning, 5/1b @ cli
Most Hits, Game	20, 6/26 vs. DAY
Most Hits, Inning	6, twice (last: 6/26 vs. DAY)
Most Doubles, Game	5, twice (last: 5/18 @ bel)
Most Triples, Game	1, 4/11 @ lan
Most Home Runs, Home Game	2, twice (last: 6/14 vs. SB (Proctor & Bojarski))
Most Home Runs, Road Game	4, 5/18 @ bel (Kenley 2X, Packard & Rivera)
Most Home Runs, Inning	2, twice (1st inning, 5/1b @ cli)
Most Extra-Base Hits, Game	8, 5/18 @ bel
Most RBI, Game	12, 5/18 @ bel
Most Stolen Bases, Game	3, twice (last: 4/23 @ gl)
Most Left on Base, Game	14, 4/25 vs. LC
Most Strikeouts, Game (WM Pitchers)	13, 4/25 vs. LC
Most Strikeouts, 9-Inning Game (WM Pitchers)	12, 4/10 @ lan
Most Strikeouts, Game (WM Batters)	16, (8/23 @ gl)
Most Walks, Game (WM Pitchers)	11, 4/13 vs. GL
Most Walks, Game (WM Batters)	7, 4/11 @ lan
Most Double Plays, Game (WM Defense)	3, multiple times
Most Hit By Pitches, Game (WM Batters)	2, multiple times
Most Intentional Walks, Game (WM Batters)	1, 4/15 vs. LAN
Most Consecutive Games with a HR	4, twice (last: 6/23-6/26)

Individual Batting

Longest Hitting Streak	13, Nick Ames, 4/28-5/13 (active*)
Most Consecutive Hits	6, Chris Proctor, 6/26-6/27 vs. DAY
Most Runs, Game	3, six times (last: Ulrich Bojarski, 8/6 @ fw)
Most Hits, Game	5, Chris Proctor, 6/26 vs. DAY
Most Walks, Game	3, multiple times
Most Total Bases, Game	10, Ulrich Bojarski, 5/5 @ bur
Most Doubles, Game	2, thrice (last: Andre Lipcius, 7/17 @ bel)
Most Triples, Game	1, multiple times
Most Home Runs, Game	2, Jack Kenley, 5/18 @ bel
Most Extra-Base Hits, Game	3, twice (last: Jack Kenley, 5/18 @ bel)
Most RBIs, Game	5, Dayton Dugas, 7/10 vs. QC
Most Stolen Bases, Game	1, multiple times
Most Strikeouts, Game	4, multiple times

Club Pitching

Most Strikeouts, Game	13, twice (last: 4/25 vs. LC)
Most Strikeouts, 9-Inning Game	12, twice (last: 4/16 vs. LAN)
Most Walks Allowed, Game	11, 4/13 vs. GL
Most Hit Batsmen, Game	3, thrice (last: 8/6 @ fw)

Bold indicates franchise record; *Italic* indicates tied franchise record; **Bold Italic** indicates Franchise & Midwest League Record

2019 SINGLE-GAME HIGHS



Individual Pitching

Most Innings, Game, Starter	7.2, Brad Bass, 7/22 @ wis
Shortest Outing, Game, Starter0.1, Wilkel Hernandez, 8/12 @ lc
Most Innings Pitched, Reliever	6, twice (last: Robbie Welhaf, 8/7 vs. BG)
Most Runs Allowed, Game	7, twice (last: Xavier Javier, 5/1b @ cli)
Most Earned Runs Allowed, Game	7, twice (last: Xavier Javier, 5/1b @ cli)
Most Hits Allowed, Game	11, Adam Wolf, 4/17 vs. LAN
Most Walks, Game	5, twice (last: Adam Wolf, 5/9 vs. CR)
Most Strikeouts, Game	9, twice (last: Brad Bass, 7/22 @ wis)
Most HR Allowed, Game	4, Chance Kirby, 8/29 @ lan
Consecutive Scoreless Innings, Starter	27.2, Garrett Hill, 4/8-5/13
Consecutive Scoreless Innings, Reliever	9.1, Yaya Chentouf 4/4-4/15

Team Miscellaneous

Best Mark	2 games over .500, (5-3 after 4/11 game)
Worst Mark	44 games under .500, (38-82 after 8/14 game)
Longest Winning Streak	3, thrice (last: 8/23-8/25)
Longest Losing Streak	9, (6/4-6/12)
Comeback Wins	17
Losses when Led	39
Wins in Last At-Bat	2
Opponents Wins in Last At-Bat	11
Starters Record	33-61
Relievers Record	16-29
Record at Home	27-43
Record on Road	22-47
Record vs. MWL-East	38-76
Record vs. MWL-West	11-13
Day Games	12-26
Night Games (after 5pm)	37-64
When Scoring 1st	34-28
Out-hitting opponent	39-14
Scoring 4 or more	40-27
Scoring 3 or less	9-63
vs. Left-Handed starter	9-24
vs. Right-Handed starter	40-66
One-run games	12-33
Two-run games	11-12
Extra Innings	2-7
Doubleheaders	5-11
Lead after 7	40-4
Tied after 7	5-7
Trail after 7	0-66
Lead after 8	42-3
Tied after 8	1-4
Trail after 8	1-69
1st Game of Series	18-26
1st Game of Homestand	10-4
1st Game of Roadtrip	5-11
Last Game of Series	15-26
Last Game of Homestand	5-8
Last Game of Roadtrip	5-11
April	10-12
May	9-24
June	6-16
July	10-19
August	13-17
September	1-1
Sundays	7-14
Mondays	6-12
Tuesdays	6-9
Wednesdays	9-13
Thursdays	8-12
Fridays	6-19
Saturdays	7-10

Attendance

Largest Home Crowd	9,361, (8/24 vs. Fort Wayne)
--------------------------	------------------------------

Bold indicates franchise record; *Italic* indicates tied franchise record

2021 WHITESAPS

SEASON REVIEW

OPPONENTS

HISTORY

RECORDS

DETROIT TIGERS

MEDIA



2019 HOME STATISTICS

2021 WHITECAPS

SEASON REVIEW

OPPONENTS

HISTORY

RECORDS

DETROIT TIGERS

MEDIA

BATTER	AVG.	G	AB	R	H	TB	2B	3B	HR	RBI	BB	SO	SB	CS	SLG	OPS
Ames, N	.382	15	55	9	21	28	4	0	1	11	5	11	1	0	.426	.935
Bojarski, U	.222	52	194	24	43	59	5	1	3	24	8	57	4	1	.251	.555
Brinkman, C	.269	8	26	5	7	10	0	0	1	2	1	9	2	0	.286	.671
Burks, J	.132	19	68	5	9	12	3	0	0	3	8	33	1	3	.244	.420
Dugas, D	.289	23	83	13	24	36	7	1	1	13	4	30	0	2	.322	.756
Esposito, V	.222	8	27	3	6	7	1	0	0	1	1	9	1	0	.276	.535
Greene, R	.259	13	54	6	14	19	2	0	1	5	2	13	2	0	.293	.645
Hampton, R	.298	12	47	7	14	17	1	1	0	2	6	10	3	1	.389	.751
Johnson, C	.167	13	36	6	6	13	1	0	2	7	8	12	1	0	.340	.701
Joyce, C	.167	8	30	4	5	6	1	0	0	0	4	8	0	0	.286	.486
Kenley, J	.182	14	44	4	8	11	3	0	0	4	5	17	1	0	.333	.583
King, J	.176	26	85	11	15	19	4	0	0	5	8	25	5	0	.245	.469
Liniak, K	.143	2	7	2	1	1	0	0	0	1	0	2	1	0	.250	.393
Lipcius, A	.306	32	121	12	37	46	6	0	1	17	14	23	1	1	.375	.755
Malis, Z	.194	31	103	8	20	27	4	0	1	8	11	23	0	0	.274	.536
Martinez, H	.216	11	37	2	8	11	3	0	0	5	1	11	0	0	.268	.565
McMillan, S	.239	37	113	18	27	35	5	0	1	9	26	22	4	4	.400	.710
Meadows, P	.233	64	227	28	53	73	6	1	4	23	20	60	6	4	.298	.620
Packard, B	.265	14	49	8	13	16	3	0	0	3	8	13	1	0	.368	.695
Pearce, J	.193	24	83	11	16	18	0	1	0	8	13	21	0	0	.316	.533
Perez, W	.215	62	223	23	48	57	5	2	0	13	23	43	9	8	.286	.542
Proctor, C	.307	29	114	18	35	45	4	0	2	18	7	19	1	1	.341	.736
Quintana, N	.191	19	68	8	13	18	2	0	1	8	7	24	2	1	.263	.528
Reyes, D	.311	21	74	4	23	30	7	0	0	11	5	18	1	0	.358	.763
Rivera, R	.262	33	107	11	28	39	5	0	2	9	11	39	2	0	.336	.700
Tuck, A	.307	24	88	10	27	31	4	0	0	12	6	36	3	2	.347	.699
Valente, J	.340	24	94	14	32	35	1	1	0	11	10	7	4	2	.406	.778
WHITECAPS	.245	70	2257	274	553	719	87	8	21	233	222	595	56	30	.318	.636

PITCHER	W-L	ERA	G	GS	CG	SHO	SV	IP	H	R	ER	HR	HBP	BB	SO	AVG.
Behenna, K	0-0	0.00	3	0	0	0	0	2.2	1	2	0	0	3	1	0	1.5
Tobey, J	1-0	0.00	10	0	0	0	1	14.2	6	0	0	0	3	21	3	0.61
Shepherd, Z	0-0	0.00	3	0	0	0	0	6.2	2	0	0	0	5	5	1	1.05
Klinchcock, R	0-1	1.50	1	1	0	0	0	6	5	1	1	0	1	3	0	1
Hill, G	2-0	1.50	4	4	0	0	0	24	10	4	4	0	8	26	3	0.75
Welhaf, R	3-5	1.87	12	8	0	0	0	57.2	33	15	12	3	5	54	2	0.66
Guzman, C	2-1	1.96	5	5	0	0	0	23	14	7	5	3	9	18	0	1
De Jesus, A	0-1	2.03	5	0	0	0	2	13.1	7	3	3	0	10	19	1	1.28
Bienlien, M	0-0	2.25	5	0	0	0	0	8	7	2	2	0	5	8	1	1.5
Bass, B	1-2	2.82	4	4	0	0	0	22.1	18	7	7	2	8	16	1	1.16
Hess, Z	0-0	2.89	7	0	0	0	4	9.1	8	4	3	1	5	8	0	1.39
Vasquez, J	1-3	3.08	17	0	0	0	0	26.1	32	18	9	0	17	31	4	1.86
Murphy, K	0-0	3.38	2	2	0	0	0	10.2	10	5	4	0	3	8	0	1.22
Smith, H	0-3	3.38	5	5	0	0	0	24	22	9	9	1	9	23	2	1.29
Reyes, A	0-2	3.41	27	0	0	0	4	37	33	15	14	1	17	37	4	1.35
De La Cruz, S	3-2	3.47	22	3	0	0	1	57	49	23	22	3	29	73	10	1.37
Hernandez, W	4-4	3.70	11	11	0	0	0	58.1	56	28	24	1	17	49	5	1.25
Chentouf, Y	3-2	3.72	20	0	0	0	1	36.1	38	19	15	0	10	24	2	1.32
Breto, L	0-0	4.50	3	0	0	0	0	4	7	3	2	0	4	5	2	2.75
Javier, X	0-0	4.91	2	0	0	0	0	3.2	3	3	2	0	7	1	1	2.73
Arriera, G	1-2	5.50	8	8	0	0	0	36	44	29	22	1	17	39	4	1.69
Kirby, C	3-4	5.85	9	7	0	0	0	40	40	27	26	4	8	29	2	1.2
Wolf, A	3-6	6.02	11	11	0	0	0	52.1	68	37	35	3	21	46	3	1.7
Conger, M	0-0	6.23	3	0	0	0	0	4.1	7	4	3	0	7	4	3	3.23
Crosby, D	0-3	6.40	14	0	0	0	0	32.1	43	25	23	3	13	22	1	1.73
Lance, C	0-1	11.37	3	0	0	0	0	6.1	5	8	8	2	7	7	1	1.89
Gizzi, M	0-0	13.50	2	0	0	0	0	0.2	4	4	1	0	1	0	1	7.5
WHITECAPS	27-43	3.75	70	70	0	0	13	622	577	305	259	28	253	579	58	1.33

2019 ROAD STATISTICS



BATTER	AVG.	G	AB	R	H	TB	2B	3B	HR	RBI	BB	SO	SB	CS	SLG	OPS
Ames, N	.316	16	57	9	18	25	7	0	0	8	11	18	0	0	.426	.865
Bojarski, U	.321	52	190	28	61	98	12	2	7	31	8	30	2	2	.357	.873
Brinkman, C	.125	5	16	1	2	2	0	0	0	0	0	6	0	0	.125	.250
Burks, J	.240	14	50	11	12	20	3	1	1	10	8	19	2	0	.345	.745
Dugas, D	.255	26	98	7	25	32	4	0	1	6	5	37	4	4	.291	.618
Esposito, V	.161	9	31	2	5	10	2	0	1	5	2	13	1	1	.250	.573
Greene, R	.167	11	42	7	7	14	0	2	1	8	4	13	2	0	.260	.593
Hampton, R	.324	17	68	11	22	32	3	2	1	6	9	18	2	1	.405	.876
Johnson, C	.188	14	48	7	9	12	3	0	0	4	7	16	1	0	.304	.554
Joyce, C	.200	5	20	2	4	5	1	0	0	1	0	7	0	0	.200	.450
Kenley, J	.200	17	60	6	12	24	3	0	3	6	4	21	2	1	.258	.658
King, J	.241	26	87	12	21	29	3	1	1	6	9	24	3	3	.320	.653
Liniak, K	.000	4	13	0	0	0	0	0	0	0	0	3	0	0	.000	.000
Lipcius, A	.242	35	132	20	32	45	10	0	1	12	13	34	2	1	.315	.656
Malis, Z	.273	32	110	13	30	40	2	1	2	14	6	20	1	1	.322	.686
Martinez, H	.175	11	40	4	7	16	0	0	3	6	1	12	0	0	.214	.614
McMillan, S	.243	35	107	18	26	34	5	0	1	10	21	28	2	2	.396	.714
Meadows, P	.208	62	216	24	45	65	9	1	3	17	27	53	8	4	.294	.595
Packard, B	.375	9	32	6	12	24	3	0	3	9	5	11	0	0	.459	.209
Pearce, J	.241	23	83	6	20	29	3	0	2	11	10	21	0	1	.330	.679
Perez, W	.250	62	236	36	59	87	11	4	3	17	22	44	12	5	.312	.681
Proctor, C	.163	27	104	8	17	21	4	0	0	7	7	21	4	0	.214	.416
Quintana, N	.128	22	78	6	10	15	3	1	0	5	6	27	1	0	.198	.390
Reyes, D	.221	21	77	7	17	35	6	0	4	13	6	20	1	2	.302	.757
Rivera, R	.189	29	90	8	17	29	2	2	2	10	9	33	1	0	.267	.589
Sherley, L	.100	3	10	1	1	4	0	0	1	2	2	5	0	0	.250	.650
Tuck, A	.155	24	84	10	13	23	1	0	3	9	11	43	0	1	.253	.527
Valente, J	.276	20	76	7	21	23	2	0	0	9	4	5	2	1	.313	.616
WHITECAPS	.233	69	2255	277	525	793	102	17	44	242	217	602	53	30	.306	.658

2021 WHITECAPS

SEASON REVIEW

OPPONENTS

PITCHER	W-L	ERA	G	GS	CG	SHO	SV	IP	H	R	ER	HR	HBP	BB	SO	AVG.
Gizzi, M	0-0	0.00	5	0	0	0	0	4.1	2	0	0	0	2	1	1	0.92
Malis, Z	0-0	0.00	1	0	0	0	0	1	0	0	0	0	0	2	0	0.00
Hill, G	0-1	1.26	3	3	0	0	0	14.1	9	4	2	0	5	16	0	0.98
De Jesus, A	1-0	1.64	4	0	0	0	1	11	5	2	2	1	4	11	3	0.82
Hess, Z	0-1	2.31	9	0	0	0	3	11.2	7	6	3	1	6	14	3	1.11
Bass, B	4-2	3.11	6	6	0	0	0	37.2	39	13	13	4	6	29	1	1.19
Rodriguez, J	0-1	3.52	2	2	0	0	0	7.2	7	3	3	0	5	4	0	1.57
Hernandez, W	5-3	3.77	10	10	0	0	0	43	41	21	18	4	9	41	5	1.16
Behenna, K	0-0	3.86	4	0	0	0	0	4.2	3	2	2	0	3	6	0	1.29
Tobey, J	0-2	3.86	11	0	0	0	1	14	19	6	6	2	8	20	2	1.93
Reyes, A	0-1	3.91	19	0	0	0	3	23	15	11	10	3	18	27	2	1.43
Smith, H	0-1	3.92	5	5	0	0	0	20.2	14	12	9	0	11	22	4	1.21
Crosby, D	1-1	3.93	14	0	0	0	2	36.2	42	22	16	2	9	31	2	1.39
Chentouf, Y	0-4	3.98	23	0	0	0	4	43	50	26	19	2	12	30	5	1.44
Kirby, C	2-4	4.01	8	6	0	0	1	42.2	37	20	19	8	7	32	0	1.03
Welhaf, R	2-2	4.13	6	5	0	0	0	32.2	32	15	15	2	4	31	2	1.10
Guzman, C	0-1	4.50	2	2	0	0	0	10	9	6	5	0	9	9	0	1.80
Bienlien, M	0-0	4.63	6	0	0	0	0	11.2	15	7	6	0	5	12	1	1.71
De La Cruz, S	1-2	4.74	12	2	0	0	0	24.2	26	19	13	3	12	29	4	1.54
Conger, M	0-0	6.00	4	1	0	0	0	3	4	3	2	1	4	2	1	2.67
Klinchcock, R	0-0	6.23	2	2	0	0	0	8.2	14	7	6	1	1	8	0	1.73
Wolf, A	1-4	6.66	6	6	0	0	0	25.2	37	21	19	1	9	24	4	1.79
Sodders, A	0-1	6.75	3	0	0	0	0	8	10	8	6	0	8	7	1	2.25
Shepherd, Z	1-1	7.11	4	0	0	0	0	6.1	7	7	5	0	2	11	2	1.42
Vasquez, J	1-2	7.52	19	0	0	0	1	26.1	32	23	22	3	13	31	4	1.71
Murphy, K	1-3	7.77	6	6	0	0	0	24.1	34	23	21	5	11	15	0	1.85
Arriera, G	2-6	7.89	10	10	0	0	0	43.1	53	43	38	3	26	40	5	1.82
Lance, C	0-2	8.64	2	2	0	0	0	8.1	11	11	8	0	8	7	0	2.28
Javier, X	0-2	9.90	5	1	0	0	0	10	12	12	11	1	10	7	1	2.20
Breto, L	0-0	13.5	1	0	0	0	0	2	3	3	3	1	1	2	0	2.00
WHITECAPS	22-47	4.85	69	69	0	0	16	560.1	589	356	302	48	228	521	53	1.46

HISTORY

RECORDS

DETROIT TIGERS

MEDIA



2019 VS. RIGHT-HANDERS

2021 WHITCAPS

SEASON REVIEW

OPPONENTS

HISTORY

RECORDS

DETROIT TIGERS

MEDIA

BATTER	AVG	AB	R	H	2B	3B	HR	RBI	BB	SO	SB	CS	OBP	OPS
Ames, N	.380	92	16	35	10	0	0	16	15	22	1	0	.463	.952
Bojarski, U	.269	305	44	82	14	0	8	43	15	72	4	2	.306	.699
Brinkman, C	.233	30	6	7	0	0	1	2	0	12	2	0	.226	.559
Burks, J	.207	82	14	17	4	1	1	10	12	33	2	2	.323	.640
Dugas, D	.229	140	11	32	8	0	0	10	7	54	2	2	.265	.551
Esposito, V	.224	49	4	11	3	0	1	5	3	16	2	1	.309	.656
Greene, R	.183	60	7	11	1	0	1	5	4	16	4	0	.246	.496
Hampton, R	.320	97	15	31	2	3	1	7	10	23	5	2	.391	.824
Johnson, C	.255	55	11	14	3	0	2	9	9	21	1	0	.382	.800
Joyce, C	.241	29	2	7	2	0	0	1	2	10	0	0	.290	.600
Kenley, J	.217	83	9	18	6	0	3	10	5	31	2	0	.298	.696
King, J	.228	145	22	33	7	1	1	10	13	38	7	3	.289	.599
Liniaik, K	.067	15	2	1	0	0	0	1	0	4	1	0	.125	.192
Lipcius, A	.285	186	26	53	11	0	1	18	19	43	2	2	.354	.714
Malis, Z	.223	157	16	35	5	0	3	18	16	28	1	0	.299	.611
Martinez, H	.233	60	6	14	3	0	3	10	2	17	0	0	.277	.710
McMillan, S	.247	174	29	43	6	0	2	18	33	40	6	4	.394	.710
Meadows, P	.216	334	40	72	10	0	7	34	39	87	10	6	.294	.602
Packard, B	.288	59	11	17	4	0	2	10	7	20	1	0	.364	.822
Pearce, J	.201	139	16	28	3	0	2	18	17	32	0	1	.297	.563
Perez, W	.218	331	42	72	13	5	2	15	37	71	13	10	.295	.600
Proctor, C	.250	184	22	46	8	0	2	24	11	38	4	0	.288	.614
Quintana, N	.175	114	11	20	4	1	1	12	6	38	3	1	.221	.475
Reyes, D	.280	100	6	28	9	0	2	16	8	23	1	1	.354	.784
Rivera, R	.250	164	17	41	6	1	3	18	16	54	3	0	.315	.669
Sherley, L	.125	8	1	1	0	0	1	2	2	4	0	0	.300	.800
Tuck, A	.236	144	17	34	5	0	3	21	15	63	3	2	.306	.639
Valente, J	.338	139	19	47	3	1	0	18	10	11	6	3	.379	.753
WHITCAPS	.245	3475	442	850	150	13	53	381	333	921	86	42	.316	.657

PITCHER	ERA	IP	H	R	ER	HR	HB	BB	SO	WP	WHIP	AVG.
Arriera, G	6.95	44	63	45	34	2	5	11	47	6	1.68	.339
Bass, B	4.41	32.2	32	16	16	4	1	5	22	1	1.13	.262
Behenna, K	0.00	4.1	3	2	0	0	0	2	3	0	1.15	.188
Bienlien, M	1.69	10.2	10	3	2	0	3	4	8	0	1.31	.233
Breto, L	4.15	4.1	4	3	2	0	0	4	4	2	1.85	.250
Chentouf, Y	3.72	48.1	52	31	20	1	4	15	25	4	1.39	.280
Conger, M	7.20	5	9	6	4	1	0	9	3	4	3.60	.375
Crosby, D	4.86	46.1	57	32	25	3	1	15	37	3	1.55	.294
De Jesus, A	1.76	15.1	9	3	3	1	2	5	19	4	0.91	.158
De La Cruz, S	5.09	46	49	30	26	5	5	18	63	11	1.46	.255
Gizzi, M	0.00	1.1	2	1	0	0	0	0	1	2	1.50	.286
Guzman, C	3.26	19.1	11	8	7	2	1	13	16	0	1.24	.167
Hernandez, W	3.79	57	63	27	24	3	3	12	45	4	1.32	.278
Hess, Z	2.70	13.1	6	7	4	1	0	7	15	1	0.98	.136
Hill, G	1.32	27.1	14	6	4	0	4	9	29	3	0.84	.146
Javier, X	6.75	10.2	9	10	8	0	1	13	6	2	2.06	.257
Kirby, C	4.72	47.2	46	26	25	7	4	10	39	2	1.17	.250
Klinchcock, R	4.09	11	14	6	5	0	1	2	8	0	1.45	.298
Lance, C	8.68	9.1	10	10	9	1	0	6	11	1	1.71	.263
Malis, Z	0.00	1.2	0	0	0	0	0	0	3	0	0.00	.000
Murphy, K	4.13	28.1	31	15	13	2	2	11	19	0	1.48	.284
Pearce, J	0.00	1.1	1	0	0	0	0	1	1	0	1.50	.200
Reyes, A	3.13	37.1	29	14	13	2	5	21	41	5	1.34	.209
Rodriguez, J	3.86	4.2	4	2	2	0	2	3	4	0	1.50	.250
Shepherd, Z	4.70	7.2	7	5	4	0	1	6	10	2	1.70	.219
Smith, H	3.43	21	21	9	8	0	4	8	17	3	1.38	.256
Sodders, A	9.00	7	12	9	7	0	0	9	6	2	3.00	.414
Tobey, J	2.08	17.1	18	4	4	2	2	8	23	2	1.50	.261
Vasquez, J	4.64	33	40	21	17	1	1	17	38	7	1.73	.299
Welhaf, R	2.58	52.1	37	16	15	4	1	5	54	2	0.80	.192
Wolf, A	4.40	59.1	71	32	29	2	1	23	48	4	1.58	.292
WHITCAPS	4.10	725	734	399	330	44	54	272	665	77	1.39	.259

2019 VS. LEFT-HANDERS



BATTER	AVG	AB	R	H	2B	3B	HR	RBI	BB	SO	SB	CS	OBP	OPS
Ames, N	.200	20	2	4	1	0	1	3	1	7	0	0	.238	.638
Bojarski, U	.278	79	8	22	3	3	2	12	1	15	2	1	.298	.766
Brinkman, C	.167	12	0	2	0	0	0	0	1	3	0	0	.231	.398
Burks, J	.111	36	2	4	2	0	0	3	4	19	1	1	.200	.367
Dugas, D	.415	41	9	17	3	1	2	9	2	13	2	4	.442	1.125
Esposito, V	.000	9	1	0	0	0	0	1	0	6	0	0	.000	.000
Greene, R	.278	36	6	10	1	2	1	8	2	10	0	0	.333	.833
Hampton, R	.278	18	3	5	2	0	0	1	5	5	0	0	.435	.824
Johnson, C	.034	29	2	1	1	0	0	2	6	7	1	0	.200	.269
Joyce, C	.095	21	4	2	0	0	0	0	2	5	0	0	.208	.303
Kenley, J	.095	21	1	2	0	0	0	0	4	7	1	1	.269	.364
King, J	.111	27	1	3	0	0	0	1	4	11	1	0	.250	.361
Liniaik, K	.000	5	0	0	0	0	0	0	0	1	0	0	.000	.000
Lipcius, A	.239	67	6	16	5	0	1	11	8	14	1	0	.316	.674
Malis, Z	.268	56	5	15	1	1	0	4	1	15	0	1	.293	.614
Martinez, H	.059	17	0	1	0	0	0	1	0	6	0	0	.111	.170
McMillan, S	.217	46	7	10	4	0	0	1	14	10	0	2	.410	.714
Meadows, P	.239	109	12	26	5	2	0	6	8	26	4	2	.303	.624
Packard, B	.364	22	3	8	2	0	1	2	6	4	0	0	.500	1.091
Pearce, J	.296	27	1	8	0	1	0	1	6	10	0	0	.441	.811
Perez, W	.273	128	17	35	3	1	1	15	8	16	8	3	.312	.648
Proctor, C	.176	34	4	6	0	0	0	1	3	2	1	1	.243	.419
Quintana, N	.094	32	3	3	1	0	0	1	7	13	0	0	.250	.375
Reyes, D	.235	51	5	12	4	0	2	8	3	15	1	1	.278	.709
Rivera, R	.121	33	2	4	1	1	1	1	4	18	0	0	.256	.559
Sherley, L	.000	2	0	0	0	0	0	0	0	1	0	0	.000	.000
Tuck, A	.214	28	3	6	0	0	0	0	2	16	0	1	.267	.481
Valente, J	.194	31	2	6	0	0	0	2	4	1	0	0	.306	.500
WHITECAPS	.220	1037	109	228	39	12	12	94	106	276	23	18	.300	.615

PITCHER	ERA	IP	H	R	ER	HR	HB	BB	SO	WP	WHIP	AVG.
Wolf, A	12.05	18.2	34	26	25	2	1	7	22	3	2.20	.386
Welhaf, R	2.84	38	28	14	12	1	1	4	31	2	0.84	.200
Vasquez, J	6.41	19.2	24	20	14	2	1	13	24	1	1.88	.282
Tobey, J	1.59	11.1	7	2	2	0	0	3	18	3	0.88	.175
Sodders, A	6.00	3	2	2	2	0	0	2	1	0	1.33	.250
Smith, H	3.80	23.2	15	12	10	1	1	12	28	3	1.14	.181
Shepherd, Z	1.69	5.1	2	2	1	0	0	1	6	1	0.56	.111
Rodriguez, J	3.00	3	3	1	1	0	0	2	0	0	1.67	.273
Reyes, A	4.37	22.2	19	12	11	2	0	14	23	1	1.46	.221
Pearce, J	0.00	0.2	0	0	0	0	0	0	0	0	0.00	.000
Murphy, K	16.20	6.2	13	13	12	3	0	3	4	0	2.40	.394
Malis, Z	0.00	0.1	0	0	0	0	0	0	0	0	0.00	.000
Lance, C	11.81	5.1	6	9	7	1	0	9	3	0	2.81	.286
Klinchock, R	4.91	3.2	5	2	2	1	0	0	3	0	1.36	.313
Kirby, C	5.14	35	31	21	20	5	5	5	22	0	1.03	.240
Javier, X	15.00	3	6	5	5	1	0	4	2	0	3.33	.375
Hill, G	1.64	11	5	2	2	0	0	4	13	0	0.82	.135
Hess, Z	2.35	7.2	9	3	2	1	0	4	7	2	1.70	.281
Hernandez, W	3.65	44.1	34	22	18	2	3	14	45	6	1.08	.202
Guzman, C	1.98	13.2	12	5	3	1	0	5	11	0	1.24	.235
Gizzi, M	2.45	3.2	4	3	1	0	0	3	0	0	1.91	.250
De La Cruz, S	2.27	35.2	26	12	9	1	2	23	39	3	1.37	.202
De Jesus, A	2.00	9	3	2	2	0	0	9	11	0	1.33	.103
Crosby, D	5.56	22.2	28	15	14	2	2	7	16	0	1.54	.308
Conger, M	3.86	2.1	2	1	1	0	1	2	3	0	1.71	.222
Chentouf, Y	4.06	31	36	14	14	1	0	7	29	3	1.39	.279
Breto, L	16.20	1.2	6	3	3	1	0	1	3	0	4.20	.545
Bienlien, M	6.00	9	12	6	6	0	0	6	12	2	2.00	.316
Behenna, K	6.00	3	1	2	2	0	0	4	4	0	1.67	.100
Bass, B	1.32	27.1	25	4	4	2	0	9	23	1	1.24	.245
Arriera, G	6.62	35.1	34	27	26	2	2	32	32	3	1.87	.258
WHITECAPS	4.55	457.1	432	262	231	32	19	209	435	34	1.40	.245

2021 WHITECAPS

SEASON REVIEW

OPPONENTS

HISTORY

RECORDS

DETROIT TIGERS

MEDIA



2019 SITUATIONAL STATISTICS

RUNNERS ON BASE

BATTER	AVG	AB	R	H	TB	2B	3B	HR	RBI	BB	SO	OBP	SLG	OPS
Ames, N	.370	54	17	20	27	7	0	0	18	5	13	.417	.500	.917
Bojarski, U	.311	180	47	56	83	3	2	5	50	7	38	.333	.461	.794
Brinkman, C	.167	18	5	3	3	0	0	0	1	1	5	.200	.167	.367
Burks, J	.185	54	16	10	16	1	1	1	13	8	23	.302	.296	.598
Dugas, D	.291	86	20	25	39	8	0	2	19	4	30	.322	.453	.775
Esposito, V	.278	18	4	5	8	3	0	0	5	1	8	.333	.444	.777
Greene, R	.250	52	11	13	19	2	2	0	11	3	10	.288	.365	.653
Hampton, R	.405	42	17	17	20	1	1	0	7	6	9	.480	.476	.956
Johnson, C	.214	42	12	9	15	3	0	1	10	3	14	.292	.357	.649
Joyce, C	.111	27	6	3	3	0	0	0	1	2	12	.172	.111	.283
Kenley, J	.238	42	8	10	15	2	0	1	8	7	15	.340	.357	.697
King, J	.230	74	22	17	20	3	0	0	10	7	24	.301	.270	.571
Lipcius, A	.281	121	31	34	42	5	0	1	28	12	26	.343	.347	.690
Malis, Z	.220	91	20	20	31	3	1	2	21	8	16	.298	.341	.639
Martinez, H	.310	29	4	9	14	2	0	0	1	9	2	.344	.483	.827
McMillan, S	.179	95	34	17	19	2	0	0	17	23	21	.363	.200	.563
Meadows, P	.220	191	45	42	52	8	1	0	33	27	47	.313	.272	.585
Packard, B	.178	45	14	8	18	1	0	3	12	6	16	.275	.400	.675
Pearce, J	.263	76	16	20	27	2	1	1	18	17	17	.411	.355	.766
Perez, W	.182	165	56	30	36	4	1	0	27	19	35	.261	.218	.479
Proctor, C	.271	107	24	29	32	3	0	0	23	9	21	.319	.299	.618
Quintana, N	.180	50	13	9	13	2	1	0	12	7	18	.271	.260	.531
Reyes, D	.301	73	9	22	36	8	0	2	22	5	19	.358	.493	.851
Rivera, R	.211	76	16	16	21	2	0	1	16	12	32	.315	.276	.591
Tuck, A	.234	94	19	22	30	2	0	2	20	9	45	.298	.319	.617
Valente, J	.372	78	21	29	30	1	0	0	20	5	6	.402	.385	.787
WHITECAPS	.249	1996	510	497	674	83	11	24	434	217	532	.324	.338	.661

W/RUNNERS IN SCORING POSITION

BATTER	AVG	AB	R	H	TB	2B	3B	HR	RBI	BB	SO	OBP	SLG	OPS
Ames, N	.333	39	16	13	17	4	0	0	16	4	12	.386	.436	.822
Bojarski, U	.311	103	41	32	51	6	2	3	46	7	22	.336	.495	.831
Burks, J	.200	40	15	8	11	1	1	0	11	8	16	.347	.275	.622
Dugas, D	.173	52	19	9	15	3	0	1	13	2	23	.204	.288	.492
Esposito, V	.444	9	4	4	7	3	0	0	5	1	4	.500	.778	1.278
Greene, R	.185	27	11	5	10	1	2	0	10	2	7	.242	.370	.612
Hampton, R	.308	26	16	8	11	1	1	0	7	2	8	.367	.423	.790
Johnson, C	.214	28	11	6	9	3	0	0	8	3	12	.324	.321	.645
Joyce, C	.118	17	5	2	2	0	0	0	1	0	9	.118	.118	.236
Kenley, J	.261	23	8	6	10	1	0	1	8	5	8	.379	.435	.814
King, J	.217	46	22	10	13	3	0	0	10	7	15	.315	.283	.598
Liniak, K	.143	7	2	1	1	0	0	0	1	0	1	.143	.143	.286
Lipcius, A	.260	73	24	19	20	1	0	0	23	9	17	.337	.274	.611
Malis, Z	.170	53	19	9	16	1	0	2	19	4	8	.258	.302	.560
Martinez, H	.375	16	4	6	11	2	0	1	9	2	6	.421	.688	1.109
McMillan, S	.246	57	30	14	16	2	0	0	17	17	12	.429	.281	.710
Meadows, P	.220	118	41	26	31	3	1	0	31	12	31	.281	.263	.544
Packard, B	.194	31	13	6	16	1	0	3	12	1	10	.219	.516	.735
Pearce, J	.273	44	14	12	14	2	0	0	15	12	12	.439	.318	.757
Perez, W	.194	108	52	21	25	4	0	0	26	14	22	.278	.231	.509
Proctor, C	.250	64	22	16	18	2	0	0	22	7	16	.311	.281	.592
Quintana, N	.222	27	12	6	9	1	1	0	11	5	11	.324	.333	.657
Reyes, D	.306	49	9	15	26	5	0	2	20	3	15	.364	.531	.895
Rivera, R	.229	48	15	11	13	2	0	0	14	8	21	.333	.271	.604
Tuck, A	.258	62	18	16	21	2	0	1	18	7	27	.329	.339	.668
Valente, J	.306	49	18	15	15	0	0	0	20	4	6	.351	.306	.657
WHITECAPS	.241	1227	465	296	408	54	8	14	394	149	355	.321	.333	.654

Vs. Western Division

Opponent	Home	Road	Total
Beloit	0-0	2-1	2-1
Burlington	0-0	1-2	1-2
Cedar Rapids	2-1	0-0	2-1
Clinton	0-0	2-1	2-1
Kane County	1-2	0-0	1-2
Peoria	1-2	0-0	1-2
Quad Cities	1-2	0-0	1-2
Wisconsin	0-0	1-2	1-2
TOTALS	5-7	6-6	11-13

Vs. Eastern Division

Opponent	Home	Road	Total
Bowling Green	2-5	0-7	2-12
Dayton	3-4	3-3	6-7
Fort Wayne	3-5	2-4	5-9
Great Lakes	4-9	4-2	8-11
Lake County	6-5	2-8	8-13
Lansing	1-5	4-6	5-11
South Bend	3-3	1-11	4-15
TOTALS	22-35	14-41	38-77

Situational Records: When...

Ahead after 7.....	40-4	Trailing after 7.....	0-66
Ahead after 8.....	42-3	Trailing after 8.....	1-69
Tied after 7.....	5-7	Scoring First.....	34-28
Tied after 8.....	1-4	Opp. Score First.....	15-62

Record by Month

April.....	10-12
May.....	9-24
June.....	6-16
July.....	10-19
August.....	13-17
September.....	1-1

2019 MWL TEAM STATISTICS



Midwest League Club Hitting

TEAM	AVG	G	AB	R	H	2B	3B	HR	RBI	BB	SO	SB	CS	OBP	OPS
South Bend	.260	137	4501	585	1172	253	39	59	517	412	979	82	40	.328	.702
Lansing	.254	139	4672	641	1185	226	57	106	555	465	1215	170	71	.328	.722
Great Lakes	.247	136	4573	712	1128	244	37	113	638	597	1224	104	35	.339	.730
Peoria	.247	139	4515	563	1113	226	19	68	511	416	1115	70	45	.319	.669
Kane County	.245	139	4591	626	1127	214	32	78	559	545	1174	107	46	.335	.692
Fort Wayne	.245	138	4549	600	1116	228	29	64	526	514	1087	113	44	.332	.682
Quad Cities	.245	136	4395	593	1076	207	39	64	534	457	1104	171	93	.324	.678
Bowling Green	.245	139	4544	625	1112	206	41	94	569	517	1124	125	54	.329	.699
Clinton	.242	139	4627	630	1118	223	28	93	563	431	1448	130	55	.316	.678
West Michigan	.239	139	4512	551	1078	189	25	65	475	439	1197	109	60	.312	.647
Dayton	.236	140	4582	533	1080	186	34	77	461	388	1175	120	57	.303	.645
Lake County	.235	138	4458	620	1046	206	47	102	554	479	1201	149	67	.318	.689
Beloit	.230	138	4412	547	1014	215	19	52	476	524	1198	121	60	.320	.642
Cedar Rapids	.227	140	4502	575	1020	193	36	109	514	517	1279	94	38	.312	.670
Wisconsin	.226	139	4401	551	996	192	36	65	479	538	1196	152	64	.317	.648
Burlington	.215	140	4368	532	941	167	29	89	483	588	1395	97	44	.319	.647

Fielding

TEAM	PCT	PO	A	E	TC	DP	PB	CWP	SB	CS
Quad Cities	.977	3535	1118	111	4764	91	11	108	105	48
Wisconsin	.975	3568	1257	124	4949	128	13	78	115	60
Lansing	.972	3643	1315	141	5099	122	22	92	117	48
Cedar Rapids	.972	3627	1278	143	5048	113	19	90	130	46
Great Lakes	.971	3600	1256	145	5001	101	20	117	131	44
Peoria	.971	3556	1227	143	4926	111	15	115	119	65
Bowling Green	.971	3644	1270	149	5063	106	16	113	107	40
South Bend	.970	3552	1245	147	4944	91	23	118	112	58
Beloit	.970	3555	1267	148	4970	108	25	152	163	54
West Michigan	.968	3547	1212	157	4916	98	16	111	105	38
Clinton	.968	3656	1174	161	4991	98	8	128	92	54
Fort Wayne	.968	3574	1271	162	5007	118	8	121	138	58
Kane County	.968	3683	1306	167	5156	126	28	99	102	69
Burlington	.967	3572	1098	159	4829	96	13	110	144	64
Lake County	.967	3573	1263	166	5002	102	20	110	120	70
Dayton	.964	3643	1192	179	5014	108	15	110	114	57

Midwest League Club Pitching

TEAM	W-L	ERA	G	SHO	SV	IP	H	R	ER	HR	HB	BB	SO	WP	BAA
Kane County	81-58	2.81	139	11	44	1227.2	1046	490	383	54	82	420	1189	99	.229
Clinton	78-61	3.14	139	8	40	1218.2	1055	518	425	61	66	458	1155	128	.232
Bowling Green	81-58	3.16	139	10	40	1214.2	1060	515	427	84	48	419	1262	113	.232
Quad Cities	79-57	3.25	136	19	39	1178.1	900	493	426	67	78	567	1372	108	.210
Cedar Rapids	78-62	3.37	140	11	38	1209	1000	555	453	77	88	455	1240	90	.223
South Bend	76-61	3.54	137	13	38	1184	1014	566	466	95	55	488	1129	118	.230
Burlington	66-74	3.63	140	9	36	1190.2	981	575	480	73	94	567	1337	110	.224
Lake County	74-64	3.73	138	9	35	1191	1083	580	494	84	93	503	1207	110	.242
Wisconsin	69-70	3.75	139	12	33	1189.1	1087	568	495	97	70	442	1215	78	.244
Great Lakes	81-55	3.83	136	10	44	1200	1085	591	511	78	63	470	1116	117	.240
Beloit	54-84	4.10	138	5	36	1185	1080	652	540	80	91	544	1181	152	.241
Dayton	58-82	4.14	140	8	34	1214.1	1209	671	559	101	89	501	1196	110	.257
Fort Wayne	62-76	4.22	138	10	28	1191.1	1188	660	559	87	95	388	1206	121	.259
West Michigan	49-90	4.27	139	7	29	1182.1	1166	661	561	76	73	481	1100	111	.254
Lansing	68-71	4.28	139	8	33	1214.1	1197	676	578	94	72	514	1070	92	.258
Peoria	54-85	4.74	139	13	28	1185.1	1171	713	624	90	72	610	1136	115	.259

Midwest League Attendance - 2018 vs. 2019

CLUB	'19 TOTAL	'19 AVG.	DATES	DATES LOST	'18 TOTAL	DIFF
Dayton Dragons	545,108	7,900	69	1	550,725	-5,617
Fort Wayne TinCaps	371,259	5,541	67	3	386,609	-15,350
West Michigan Whitecaps	360,295	5,378	67	3	376,422	-16,127
Kane County Cougars	350,305	5,228	67	3	350,028	277
South Bend Cubs	319,616	4,770	67	3	343,763	-24,147
Lansing Lugnuts	311,028	4,443	70	0	313,592	-2,564
Wisconsin Timber Rattlers	218,037	3,354	65	5	225,897	-7,860
Lake County Captains	200,756	3,089	65	5	215,061	-14,305
Peoria Chiefs	198,545	2,920	68	2	208,275	-9,730
Great Lakes Loons	195,904	2,839	69	1	202,124	-6,220
Bowling Green Hot Rods	190,877	2,937	65	4	187,220	3,657
Quad Cities River Bandits	150,905	2,474	61	6	178,329	-27,424
Cedar Rapids Kernels	150,278	2,243	67	4	160,165	-9,887
Clinton LumberKings	121,325	1,838	66	3	121,678	-353
Beloit Snappers	73,200	1,181	62	8	64,574	8,626
Burlington Bees	67,369	1,053	64	6	53,259	14,110
TOTALS	3,824,807	3,611	1,059	57	3,884,458	-59,651

DIFF = Difference in total attendance from '19 to '18...

2021 WHITECAPS

SEASON REVIEW

OPPONENTS

HISTORY

RECORDS

DETROIT TIGERS

MEDIA



2019 MWL BATTING LEADERS

2021 WHITECAPS

SEASON REVIEW

OPPONENTS

HISTORY

RECORDS

DETROIT TIGERS

MEDIA

AVERAGE

Lopez, O.....	LAN.....	324
Thomas, A.....	KC.....	312
Fermin, J.....	LC.....	293
Proctor, F.....	BG.....	290
Celestino, G.....	CR.....	276

HITS

Lopez, O.....	LAN.....	145
Weber, A.....	SB.....	134
Proctor, F.....	BG.....	133
Fry, D.....	WIS.....	130
2 others tied at 124		

HOME RUNS

Conine, G.....	LAN.....	22
Betts, C.....	BG.....	19
Outman, J.....	GL.....	19
Snyder, G.....	CR.....	19
Benson, W.....	LC.....	18

RBI

Whalen, B.....	PEO.....	81
Betts, C.....	BG.....	73
Cardenas, R.....	BG.....	70
Fry, D.....	WIS.....	70
Naylor, N.....	LC.....	65

STOLEN BASES

Siani, M.....	DAY.....	45
Pruitt, R.....	LAN.....	40
Harris, J.....	FW.....	29
Fermin, J.....	LC.....	28
Valera, L.....	GL.....	27

DOUBLES

Siani, M.....	DAY.....	45
Pruitt, R.....	LAN.....	40
Harris, J.....	FW.....	29
Fermin, J.....	LC.....	28
Valera, L.....	GL.....	27

TRIPLES

Naylor, N.....	LC.....	10
Coca, Y.....	WIS.....	8
Pruitt, R.....	LAN.....	8
Roller, C.....	GL.....	8
Weber, A.....	SB.....	8

TOTAL BASES

Naylor, N.....	LC.....	10
Coca, Y.....	WIS.....	8
Pruitt, R.....	LAN.....	8
Roller, C.....	GL.....	8
Weber, A.....	SB.....	8

ON-BASE PERCENTAGE

Williams-Sutton, D	FW.....	411
Perdomo, G.....	KC.....	394
Thomas, A.....	KC.....	393
Proctor, F.....	BG.....	383
McVey, C.....	WIS.....	381

SLUGGING PERCENTAGE

Conine, G.....	LAN.....	576
Thomas, A.....	KC.....	479
Snyder, G.....	CR.....	462
Cardenas, R.....	BG.....	450
Fry, D.....	WIS.....	444

EXTRA-BASE HITS

Fry, D.....	WIS.....	59
Weber, A.....	SB.....	47
Cardenas, R.....	BG.....	44
Snyder, G.....	CR.....	44
Conine, G.....	LAN.....	43

RUNS SCORED

Torres, C.....	CLI.....	82
Valera, L.....	GL.....	78
Proctor, F.....	BG.....	76
Fermin, J.....	LC.....	75
Siani, M.....	DAY.....	75

GAMES

D. Fry.....	WIS.....	134
Y. Coca.....	WIS.....	130
J. Martinez.....	DAY.....	129
M. Hernandez.....	DAY.....	127
A. Weber.....	SB.....	127
P. Meadows.....	WM.....	126
W. Perez.....	WM.....	124

AT BATS

D. Fry.....	WIS.....	504
A. Weber.....	SB.....	487
K. Maitan.....	BUR.....	486
M. Siani.....	DAY.....	466
T. Marcano.....	FW.....	460

WALKS

Torres, C.....	CLI.....	75
Amaya, J.....	GL.....	74
Proctor, F.....	BG.....	69
Betts, C.....	BG.....	67
Williams, N.....	BUR.....	64

STRIKEOUTS

N. Williams.....	BUR.....	166
K. Maitan.....	BUR.....	164
Q. Holmes.....	LC.....	159
Y. Coca.....	WIS.....	148
2 others tied at 145		

OPS

Thomas, A.....	KC.....	872
Snyder, G.....	CR.....	800
Lopez, O.....	LAN.....	796
Cardenas, R.....	BG.....	788
Proctor, F.....	BG.....	785

CAUGHT STEALING

Marcano, T.....	FW.....	16
Lopez, O.....	LAN.....	15
Siani, M.....	DAY.....	15

Additional Batting Leaders

SACRIFICE HITS — Miguel Hernandez, DAY & Connor McVey, WIS, 9

SACRIFICE FLIES — Brady Whalen, PEO, 11

HIT BY PITCH — Dwanya Williams-Sutton, FW, 32

INTENTIONAL BASE ON BALLS — Ruben Cardenas, LC/BG & Andy Weber, SB, 4

GROUNDED INTO DOUBLE PLAY — Gilberto Celestino, CR, 20

First-Round Picks

The following is a list of true first-round draft picks that have played w/the Whitecaps
(List does not include supplemental first-round picks)

Player	Year with 'Caps	Year Drafted	Draft Selection
Riley Greene, OF	2019	2019	5th overall
Matt Manning, RHP	2017	2016	9th overall
Beau Burrows, RHP	2016	2015	22nd overall
Christin Stewart, OF	2015	2015	34th overall
Derek Hill, OF	2015	2014	23rd overall
Jonathon Crawford, RHP	2014	2013	20th overall
Jacob Turner*, RHP	2010	2009	9th overall
Cameron Maybin*, RHP	2006	2005	10th overall
Scott Moore, IF	2003	2002	8th overall
Kenny Baugh*, RHP	2001	2001	11th overall
Matt Wheatland, RHP	2001	2000	8th overall
Eric Munson*, C/IF	1999	1999	3rd overall
Jeff Weaver, RHP	1998	1998	14th overall
Ben Grieve, OF	1995	1994	2nd overall

*Player made their professional debut with the Whitecaps

2019 MWL PITCHING LEADERS



ERA

Winder, J.....	CR	2.65
Sampen, C.....	BG	2.68
Strong, A.....	BG	2.85
Guerrero, A.....	CLI	3.13
Andrews, T.....	CLI	3.52

WINS

Chacin, J.....	GL	11
Strong, A.....	BG	10
Hernandez, W...	WM	9

6 others tied at 9

LOSSES

De Jesus, J.....	DAY	13
Sunitsch, S.....	WIS	11
Wymer, S.....	LAN	11
Wolf, A.....	WM	10

4 others tied at 10

SAVES

Finfrock, C.....	LAN	17
Peguero, J.....	BG	16
Wolf, Z.....	CLI	15
Bennett, C.....	DAY	12

4 others tied at 10

STRIKEOUTS

McIntyre, A.....	BEL	150
Yan, H.....	BUR	148
Pina, R.....	BUR	146
Cantillo, J.....	FW	128
Kelly, L.....	KC	126

WALKS

McIntyre, A.....	BEL	76
Duensing, C.....	BUR	65
Freure, R.....	QC	61
Pina, R.....	BUR	61
Cohen, C.....	BEL	56

INNINGS PITCHED

Wymer, S.....	LAN	137.2
Guerrero, A.....	CLI	132.1
Kolek, S.....	GL	131.1
Andrews, T.....	CLI	128
Chacin, J.....	GL	127

WHIP

Winder, J.....	CR	0.98
Sampen, C.....	BG	1.02
Andrews, T.....	CLI	1.08
Strong, A.....	BG	1.09
Cabezas, A.....	CR	1.18

GAMES

Quezada, J.....	FW	48
Reyes, A.....	WM	46
Chentouf, Y.....	WM	43
Henry, H.....	FW	43
Gillies, T.....	WIS	42

GAMES STARTED

Richardson, L.....	DAY	26
Wymer, S.....	LAN	26
Kolek, S.....	GL	25
Guerrero, A.....	CLI	24
Royalty, A.....	LC	24

SHUTOUTS

8 players tied at 1

HOLDS

Pidich, M.....	DAY	8
Toelken, A.....	KC	8
Rodriguez, W.....	KC	7
Tabata, S.....	PEO	7
Arias, S.....	LC	6

COMPLETE GAMES

Royalty, A.....	LC	2
Soriano, G.....	CLI	2
Tyler, K.....	BUR	2
Winder, J.....	CR	2

14 tied with 1

HOME RUNS ALLOWED

Ponticelli, T.....	LC	15
Brettell, M.....	PEO	13
Carrera, F.....	SB	13

OPP. AVG

Winder, J.....	CR	0.205
Sampen, C.....	BG	0.206
Andrews, T.....	CLI	0.212
Cabezas, A.....	CR	0.225
McIntyre, A.....	BEL	0.228

HIT BATSMEN

Royalty, A.....	LC	21
Arias, S.....	LC	17
Cabezas, A.....	CR	15
Yan, H.....	BUR	15
Alvarado, L.....	BUR	14

Additional Pitching Leaders

- WINNING PERCENTAGE** -- Josh Winder, CR, .780
- HITS ALLOWED** -- Sean Wymer, LAN, 173
- GAMES FINISHED** -- Angel Reyes, WM, 37
- DOUBLE PLAYS INDUCED** -- Tyler Palm, CR & Fitz Stadler, LAN, 15
- RUNS ALLOWED** -- Michael Brettell, PEO & Sean Wymer, LAN, 89
- EARNED RUNS ALLOWED** -- Sean Wymer, LAN, 83
- STOLEN BASES ALLOWED** -- Aiden McIntyre, BEL, 30
- NUMBER OF PITCHES THROWN** -- Aiden McIntyre, BEL, 2,181
- HIT BATTERS** -- Alex Royalty, LC, 21
- INTENTIONAL WALKS ISSUED** -- Henry Henry, FW, 5
- GROUND BALL/FLYBALL RATIO** -- Chase Cohen, BEL, 1.70

Most Midwest League Championships

(Since league began in 1947)

TEAM	MWL TITLES	YRS. IN LEAGUE	LAST TITLE
Wisconsin*	9	58	2012
Waterloo#	7	36	1986
Quad Cities	7	61	2017
West Michigan	6	27	2015
Danville#	4	12	1974

*Also known as Appleton (1962, 1967-1994) and Fox Cities (1963-1966)
#No longer an active member of the Midwest League

2021 WHITECAPS

SEASON REVIEW

OPPONENTS

HISTORY

RECORDS

DETROIT TIGERS

MEDIA



2019 ATTENDANCE

Top 40 Minor League Overall Attendance

RANK	CLUB	LEAGUE	TOTAL	DATES	AVG.
1	Las Vegas Aviators	International League (AAA)	650,934	70	9,299
2	Round Rock Express	Pacific Coast League (AAA)	597,928	70	8,542
3	Columbus Clippers	International League (AAA)	590,504	68	8,684
4	Indianapolis Indians	International League (AAA)	586,860	68	8,630
5	Lehigh Valley IronPigs	International League (AAA)	585,110	68	8,605
6	Charlotte Knights	International League (AAA)	581,006	68	8,544
7	Nashville Sounds	Pacific Coast League (AAA)	578,291	67	8,631
8	Sacramento River Cats	Pacific Coast League (AAA)	549,440	70	7,849
9	Dayton Dragons	Midwest League (A)	545,108	69	7,900
10	Albuquerque Isotopes	Pacific Coast League (AAA)	542,832	68	7,983
11	Durham Bulls	International League (AAA)	529,105	69	7,668
12	El Paso Chihuahuas	Pacific Coast League (AAA)	522,894	69	7,578
13	Buffalo Bisons	International League (AAA)	518,741	65	7,981
14	Iowa Cubs	Pacific Coast League (AAA)	489,173	65	7,526
15	Louisville Bats	International League (AAA)	485,356	70	6,934
16	Toledo Mud Hens	International League (AAA)	481,496	67	7,187
17	Frisco RoughRiders	Texas League (AA)	455,765	67	6,802
18	Rochester Red Wings	International League (AAA)	451,853	66	6,846
19	Oklahoma City Dodgers	Pacific Coast League (AAA)	444,131	67	6,629
20	Salt Lake Bees	Pacific Coast League (AAA)	433,596	65	6,671
21	Amarillo Sod Poodles	Texas League (AA)	427,791	68	6,291
22	Hartford Yard Goats	Eastern League (AA)	414,946	67	6,193
23	SWB RailRiders	International League (AAA)	414,456	65	6,376
24	Richmond Flying Squirrels	Eastern League (AA)	400,321	64	6,255
25	Reading Fightin Phils	Eastern League (AA)	398,314	67	5,945
26	Fresno Grizzlies	Pacific Coast League (AAA)	380,090	66	5,759
27	Birmingham Barons	Southern League (AA)	379,707	70	5,424
28	Tulsa Drillers	Texas League (AA)	374,501	68	5,507
29	Fort Wayne TinCaps	Midwest League (A)	371,259	67	5,541
30	West Michigan Whitecaps	Midwest League (A)	360,295	67	5,378
31	Portland Sea Dogs	Eastern League (AA)	357,647	63	5,677
32	Kane County Cougars	Midwest League (A)	350,305	67	5,228
33	Norfolk Tides	International League (AAA)	350,086	66	5,304
34	Tacoma Rainiers	Pacific Coast League (AAA)	347,378	68	5,109
35	Trenton Thunder	Eastern League (AA)	340,705	65	5,242
36	Akron RubberDucks	Eastern League (AA)	340,187	67	5,077
37	San Antonio Missions	Pacific Coast League (AAA)	337,484	69	4,891
38	Reno Aces	Pacific Coast League (AAA)	336,215	70	4,803
39	Pawtucket Red Sox	International League (AAA)	331,010	63	5,254
40	Greenville Drive	South Atlantic League (A)	329,733	68	4,849

Attendance By League

LEAGUE (# of Teams)	CLASS	ATTENDANCE	OPENINGS	AVG.
Pacific Coast League (16)	AAA	7,054,538	1,080	6,532
International League (14)	AAA	6,445,403	936	6,886
Midwest League (16)	A	3,824,807	1,059	3,612
Mexican League	AAA	4,618,131	913	5,058
Eastern League (12)	AA	3,749,124	787	4,764
South Atlantic League (14)	A	3,111,061	928	3,352
Texas League (8)	AA	2,791,180	544	5,131
Southern League (10)	AA	2,242,303	652	3,439
Carolina League (10)	Advanced A	2,018,496	643	3,139
New York-Penn League (14)	Short-Season A	1,316,800	498	2,644
California League (8)	Advanced A	1,280,811	547	2,342
Florida State League (12)	Advanced A	936,254	745	1,257
Northwest League (8)	Short-Season A	1,115,614	304	3,670
Pioneer League (8)	Rookie	717,981	288	2,493
Appalachian League (10)	Rookie	411,189	328	1,254
Minor League Baseball		41,633,692	10,252	3,705

2021 WHITECAPS

SEASON REVIEW

OPPONENTS

HISTORY

RECORDS

DETROIT TIGERS

MEDIA

OPPONENTS



Three-time Cy Young Award and 2014 National League MVP Winner Clayton Kershaw won his first World Series Championship with the Los Angeles Dodgers in 2020. Kershaw, 33, played for the Great Lakes Loons in 2007. The Whitecaps are scheduled to play the Loons a league-most 24 times in 2021.



BELOIT SNAPPERS

2021 Schedule

No games scheduled

vs. Beloit

All-time record.....	85-69
In West Michigan.....	44-34
In Beloit.....	41-35
Playoffs.....	3-2
Best Season.....	7-1 (2000)
Worst Season.....	1-7 (2001)

Last Time The 'Caps Swept A..

Series in WM	April 11-13, 2014
Series in BEL	June 26-29, 2000
DH in WM	Aug. 31, 1994
DH in BEL	None

Last Time Beloit Swept A..

Series in WM	July 14-16, 2018
Series in BEL	May 24-26, 1995
DH in WM	None
DH in BEL	May 24, 1995

Snappers Information

League Member Since.....	1982
Stadium Address.....	2301 Skyline Drive Beloit, WI 53511
Mailing Address.....	P.O. Box 855 Beloit, WI 53512
Media Relations.....	Brent Bartels
President.....	Jeff Jurgella
General Manager.....	TBD
Main Phone.....	(608) 362-2272
Main Fax.....	(608) 362-0418
Press Box Phone.....	(608) 362-2078
Web site.....	www.snappersbaseball.com
E-mail.....	snappy@snappersbaseball.com
Flagship Station.....	WADR 103.5-FM (Limited)
Radio Announcers.....	WADR Krapf
Affiliate (First Year).....	Miami Marlins (2021)
2019 Overall Record (Place).....	54-84 (8th in West)
1st Half (Place).....	27-41 (8th in West)
2nd Half (Place).....	27-43 (6th in West)
Manager.....	Mike Jacobs
Hitting Coach.....	Matt Snyder
Pitching Coach.....	Bruce Walton
Trainer.....	Melissa Hampton
Stadium (Capacity).....	Pohlman Field (3,501)
Stadium Built.....	1982
Dimensions.....	LF-325, CF-380, RF-325
Whitecaps Hotel in Beloit.....	Rodeway Inn
Phone.....	(608) 364-4000
Snappers Hotel in West Michigan.....	Hampton Inn Grand Rapids
Phone.....	(616) 647-1000

2019 Snappers Leaders

BATTING

AVG.*	Max Schuemann, .266
H	Max Schuemann, 87
2B	Max Schuemann, 29
HR	Nick Osborne, 7
RBI	Devin Foyle, 43
SB	Max Schuemann, 25

PITCHING

W	Reid Birlingmair, 6
G	Brandon Withers, 41
ERA*	Reid Birlingmair, 4.02
SV	Eric Marinez, 10
IP	Reid Birlingmair, 123.0
SO	Aiden McIntyre, 150

*Minimum 378 PA or 112 IP

2019 Results (2-1)

Date	Site	Result	'Caps decision
7/17	Beloit	W, 8-5	Hernandez
7/18	Beloit	W 13-7	Welhaf
7/19	Beloit	L, 3-2	Crosby

All-Time Series Results

Year	Home	Road	Total	Year	Home	Road	Total
1994	5-3	3-3	8-6	2008	3-0	1-2	4-2
1995	1-2	0-4	1-6	2009	2-1	2-1	4-2
1996	3-1	2-2	5-3	2010	1-2	0-0	1-2
1997	3-1	1-0	4-1	2011	0-0	1-2	1-2
1998	2-2	4-0	6-2	2012	2-1	0-0	2-1
1999	3-1	3-1	6-2	2013	0-0	1-2	1-2
2000	3-1	4-0	7-1	2014	3-0	0-0	3-0
2001	0-4	1-3	1-7	2015	0-0	2-1	2-1
2002	0-4	4-1	4-5	2016	1-1	0-0	1-1
2003	2-2	1-3	3-5	2017	0-0	1-1	1-1
2004	3-1	2-2	5-3	2018	0-3	0-0	0-3
2005	2-2	3-1	5-3	2019	0-0	2-1	2-1
2006	2-1	2-2	4-3	Total	44-34	41-35	85-69
2007	3-1	1-3	4-4				

CEDAR RAPIDS KERNELS



2021 Schedule

No games scheduled

vs. Cedar Rapids

All-time record.....	83-70
In West Michigan.....	42-35
In Cedar Rapids.....	41-35
Playoffs.....	3-2
Best Season.....	3-0, (2011 & 2017)
Worst Season.....	0-3 (2010)

Last Time The 'Caps Swept A.

Series in WM	July 12-14, 2017
Series in CR	Aug. 8-11, 1998
DH in WM	None
DH in CR	June 2, 1996

Last Time CR Swept A.

Series in WM	July 26-28, 2008
Series in CR	June 8-10, 2010
DH in WM	None
DH in CR	None

Kernels Information

League Member.....	1962
Stadium Address.....	950 Rockford Road SW Cedar Rapids, IA 52404
Mailing Address.....	P.O. Box 2001 Cedar Rapids, IA 52406
Media Relations.....	Jessica Fergesen
General Manager.....	Scott Wilson
Main Phone.....	(319) 363-3887
Main Fax.....	(319) 363-5631
Press Box Phone.....	(319) 896-7579
Web site.....	www.kernels.com
E-mail.....	kernels@kernels.com
Flagship Station.....	KMRY 1450 AM/93.1 FM
Radio Announcer.....	Chris Kleinhans-Schulz
Affiliate (First Year).....	Minnesota Twins (2013)
2019 Overall Record (Place).....	78-62 (4th in West)
1st Half (Place).....	39-31 (3rd in West)
2nd Half (Place).....	39-31 (3rd in West)
Manager.....	Brian Dinkelman
Hitting Coach.....	Bryce Berg
Pitching Coach.....	Mark Moriarty/Richard Salazar
Trainer.....	Tyler Blair
Stadium (Capacity).....	Perfect Game Field at Veterans Memorial Stadium (5,300)
Stadium Built.....	2002
Dimensions.....	LF-315, CF-400, RF-325
Whitecaps Hotel in Cedar Rapids.....	Comfort Inn & Suites
Phone.....	(319) 378-8888
Kernels Hotel in West Michigan.....	Hampton Inn Grand Rapids
Phone.....	(616) 647-1000

2019 Kernels Leaders

BATTING

AVG.*	Gilberto Celestino, .276
H	Gilberto Celestino, 124
2B	Gilberto Celestino, 24
HR	Gabe Snyder, 19
RBI	Gabe Snyder, 54
SB	Daniel Ozoria, 15

PITCHING

W	Jose Martinez, 8
G	Jose Martinez, 35
ERA*	Josh Winder, 2.65
SV	Derek Molina, 9
IP	Josh Winder, 125.2
SO	Austin Schullfer, 124

*Minimum 378 PA or 112 IP

2019 Results (2-1)

Date	Site	Result	'Caps decision
5/9	West Michigan	L, 8-4	Wolf
5/10	West Michigan	W, 8-1	Hernandez
5/11	West Michigan	W, 7-4	Guzman

All-Time Series Results

Year	Home	Road	Total	Year	Home	Road	Total
1994	3-1	1-3	4-4	2007	1-3	3-1	4-4
1995	2-2	2-1	4-3	2008	0-3	1-2	1-5
1996	1-3	3-1	4-4	2009	2-1	2-1	4-2
1997	2-2	4-0	6-2	2010	0-0	0-3	0-3
1998	1-3	4-0	5-3	2011	3-0	0-0	3-0
1999	2-2	1-3	3-5	2012	0-0	1-2	1-2
2000	3-1	3-1	6-2	2013	2-1	0-0	2-1
2001	2-2	3-1	5-3	2014	0-0	2-1	2-1
2002	3-1	2-2	5-3	2015	2-1	0-0	2-1
2003	3-1	3-1	6-2	2016	0-0	1-2	1-2
2004	1-3	1-3	2-6	2017	3-0	0-0	3-0
2005	2-2	0-4	2-6	2018	0-0	2-1	2-1
2006	2-2	2-2	4-4	2019	2-1	0-0	2-1
Total	42-35	41-35	83-70				



DAYTON DRAGONS

2021 Schedule (18G)

Day	Date	Site	Time
Tue.	6/22	WM	7:05
Wed.	6/23	WM	7:05
Thu.	6/24	WM	7:05
Fri.	6/25	WM	7:05
Sat.	6/26	WM	7:05
Sun.	6/27	WM	2:00
Tue.	7/6	DAY	7:05
Wed.	7/7	DAY	7:05
Thu.	7/8	DAY	7:05
Fri.	7/9	DAY	7:05
Sat.	7/10	DAY	7:05
Sun.	7/11	DAY	2:05
Tue.	8/3	WM	7:05
Wed.	8/4	WM	7:05
Thu.	8/5	WM	7:05
Fri.	8/6	WM	7:05
Sat.	8/7	WM	7:05
Sun.	8/8	WM	2:00

Dragons Information

League Member Since	2000
Stadium Address	220 North Patterson Blvd. Dayton, OH 45402
Mailing Address	P.O. Box 2107 Dayton, Ohio 45401
Media Relations	Tom Nichols
President/General Manager	Robert Murphy
Main Phone	(937) 228-2287
Main Fax	(937) 228-2284
Press Box Phone	(937) 281-0042
Web site	www.daytondragons.com
E-mail	dragons@daytondragons.com
Flagship Station	WONE 980-AM
Radio Announcer	Tom Nichols
Affiliate (First Year)	Cincinnati Reds (2000)
2019 Overall Record	58-82 (7th in East)
1st Half (Place)	28-42 (7th in East)
2nd Half (Place)	30-40 (6th in East)
Manager	Jose Moreno
Hitting Coach	Daryle Ward
Pitching Coach	Brian Garman
Trainer	Ryan Ross
Stadium (Capacity)	Day Air Ballpark (7,230)
Stadium Built	2000
Dimensions	LF-338, CF-402, RF-338
Whitecaps Hotel in Dayton	Courtyard by Marriott
Phone	(937) 433-3131
Dragons Hotel in West Michigan	Hampton Inn Grand Rapids
Phone	(616) 647-1000

vs. Dayton

All-time record	191-131
In West Michigan	96-56
In Dayton	95-75
Playoffs	4-4
Best Season	18-3 (2016)
Worst Season	3-9 (2003)

Last Time The 'Caps Swept A.

Series in WM	June 15-17, 2018
Series in DAY	August 19-21, 2016
DH in WM	August 3, 2016
DH in DAY	June 9, 2007

Last Time Dayton Swept A.

Series in WM	June 4-6, 2019
Series in DAY	April 10-12, 2017
DH in WM	April 9, 2003
DH in DAY	July 5, 2003

2019 Dragons Leaders

BATTING

AVG.*	Jay Schuyler, .260
H	Mike Siani, 118
2B	Pabel Manzanero, 25
HRI	Pabel Manzanero, 10
RBI	J. Martinez/J. Schuyler, 50
SB	Mike Siani, 45

PITCHING

W	Alexis Diaz, 7
G	Eddy Demurias, 40
ERA*	Lyon Richardson, 4.15
SV	Connor Bennett, 12
IP	Lyon Richardson, 112.2
SO	Lyon Richardson, 106

*Minimum 378 PA or 112 IP

2019 Results (6-7)

Date	Site	Result	'Caps decision	Date	Site	Result	'Caps decision
6/4	West Michigan	L, 3-2	Wolf	6/26	West Michigan	W, 15-1	Hernandez
6/5	West Michigan	L, 4-3	Welhaf	6/27	West Michigan	W, 6-3	Wolf
6/6	West Michigan	L, 9-3	Crosby	6/28	West Michigan	L, 1-0	Welhaf
6/11	Dayton	L, 5-4	Wolf	8/31	Dayton	W, 5-4	De La Cruz
6/12	Dayton	L, 5-2	Chentouf	9/1	Dayton	W, 2-0	Welhaf
6/13	Dayton	W, 10-3	Hernandez	9/2	Dayton	L, 5-4	Tobey
6/25	West Michigan	W, 3-1	Kirby				

All-Time Series Results

Year	Home	Road	Total	Year	Home	Road	Total
2000	3-3	2-1	5-4	2011	4-2	3-8	7-10
2001	4-4	1-6	5-10	2012	4-3	3-4	7-7
2002	4-4	7-1	11-5	2013	5-6	6-4	11-10
2003	1-4	2-5	3-9	2014	6-0	7-4	13-4
2004	5-1	5-1	10-2	2015	8-2	3-6	11-8
2005	4-3	4-2	8-5	2016	10-2	8-1	18-3
2006	7-1	6-2	13-3	2017	5-3	3-8	8-11
2007	5-2	7-4	12-6	2018	7-2	3-3	10-5
2008	4-4	8-3	12-7	2019	3-4	3-3	6-7
2009	3-1	9-7	12-8	Total	96-56	95-75	191-131
2010	4-5	5-2	9-7				

FORT WAYNE TINCAPS



2021 Schedule (18G)

Day	Date	Site	Time
Tue.	5/4	FW	7:05
Wed.	5/5	FW	7:05
Thu.	5/6	FW	7:05
Fri.	5/7	FW	7:05
Sat.	5/8	FW	6:35
Sun.	5/9	FW	1:05
Tue.	7/13	WM	7:05
Wed.	7/14	WM	7:05
Thu.	7/15	WM	7:05
Fri.	7/16	WM	7:05
Sat.	7/17	WM	7:05
Sun.	7/18	WM	6:00
Tue.	8/17	WM	7:05
Wed.	8/18	WM	7:05
Thu.	8/19	WM	7:05
Fri.	8/20	WM	7:05
Sat.	8/21	WM	7:05
Sun.	8/22	WM	2:00

vs. Fort Wayne

All-time record	232-208
In West Michigan	139-94
In Fort Wayne	93-114
Playoffs	7-5
Best Season	14-4 (2007)
Worst Season	6-14 (1995)

Last Time The 'Caps Swept A.

Series in WM	May 22-25, 2017
Series in FW	July 4-6, 2014
DH in WM	August 28, 2013
DH in FW	April 27, 2000

Last Time Fort Wayne Swept A.

Series in WM	May 2-3, 2001
Series in FW	July 27-29, 2016
DH in WM	Never
DH in FW	June 24, 2018

TinCaps Information

League Member Since	1993
Stadium Address	1301 Ewing Street Fort Wayne, IN 46802
Media Relations	John Nolan
President/General Manager	Mike Nutter
Main Phone	(260) 482-6400
Main Fax	(260) 471-4678
Press Box Phone	(260) 407-5769
Web site	www.tincaps.com
E-mail	info@tincaps.com
Flagship Station	WKJG 1380-AM/100.9 FM
Radio Announcer	John Nolan
Affiliate (First Year)	San Diego Padres (1999)
2019 Overall Record	62-76 (6th in East)
1st Half (Place)	33-35 (5th in East)
2nd Half (Place)	29-41 (7th in East)
Manager	Anthony Contreras
Hitting Coach	Jon Mathews
Pitching Coach	Jimmy Jones
Trainer	Nick Coberly
Stadium (Capacity)	Parkview Field (8,100)
Stadium Built	2009
Dimensions	LF-336, CF-400, RF-318
Whitecaps Hotel in Fort Wayne	Courtyard by Marriott
Phone	(260) 579-9226
TinCaps Hotel in West Michigan	Hampton Inn Grand Rapids
Phone	(616) 647-1000

2019 TinCaps Leaders

BATTING

AVG.*	Tucupita Marcano, .270
H	Tucupita Marcano, 124
2B	Augustin Ruiz, 26
HR	Justin Lopez, 123
RBI	Justin Lopez, 57
SB	Jawuan Harris, 29

PITCHING

W	Joey Cantillo, 9
G	Jose Quezada, 48
ERA*	None Qualified (E. Contreras, 3.61)
SV	Henry Henry, 10
IP	Efrain Contreras, 109.2
SO	Joey Cantillo, 128

*Minimum 378 PA or 112 IP

2019 Results (5-9)

Date	Site	Result	'Caps decision	Date	Site	Result	'Caps decision
4/19a	Fort Wayne	W, 12-3	Hernandez	8/4	Fort Wayne	L, 8-0	Rodriguez
4/19b	Fort Wayne	L, 2-1	Guzman	8/5	Fort Wayne	L, 9-3	Bass
5/28	West Michigan	L, 5-4	Wolf	8/6	Fort Wayne	W, 8-0	Kirby
5/29a	West Michigan	L, 1-0	Hernandez	8/24	West Michigan	W, 3-0	Hernandez
5/29b	West Michigan	W, 10-1	Welhaf	8/25	West Michigan	W, 4-2	De La Cruz
5/30	West Michigan	L, 9-4	Smith	8/26	West Michigan	L, 6-4	Chentouf
8/3	Fort Wayne	L, 7-4	Sodders	8/27	West Michigan	L, 1-0	Klinchoc

All-Time Series Results

Year	Home	Road	Total	Year	Home	Road	Total
1994	5-3	3-3	8-6	2008	5-2	3-5	8-7
1995	3-7	3-7	6-14	2009	4-7	3-1	7-8
1996	5-3	6-2	11-5	2010	3-3	3-4	6-7
1997	6-2	3-5	9-7	2011	8-5	3-6	11-11
1998	5-3	5-4	10-7	2012	6-3	3-7	9-10
1999	3-5	4-4	7-9	2013	8-4	4-3	12-7
2000	2-4	6-4	8-8	2014	5-5	5-4	10-9
2001	4-3	2-6	6-9	2015	7-3	1-6	8-9
2002	5-3	4-4	9-7	2016	5-3	6-8	11-11
2003	3-5	3-5	6-10	2017	11-2	3-3	14-5
2004	6-3	3-4	9-7	2018	5-2	4-8	9-10
2005	6-2	3-1	9-3	2019	3-5	2-4	5-9
2006	5-7	5-2	10-9	Total	139-94	93-114	232-208
2007	11-0	3-4	14-4				

2021 WHITECAPS

SEASON REVIEW

OPPONENTS

HISTORY

RECORDS

DETROIT TIGERS

MEDIA



GREAT LAKES LOONS

2021 Schedule (24G)

Day	Date	Site	Time
Tue.	5/11	WM	6:35
Wed.	5/12	WM	6:35
Thu.	5/13	WM	6:35
Fri.	5/14	WM	6:35
Sat.	5/15	WM	6:35
Sun.	5/16	WM	2:00
Tue.	6/1	GL	7:05
Wed.	6/2	GL	7:05
Thu.	6/3	GL	7:05
Fri.	6/4	GL	7:05
Sat.	6/5	GL	7:05
Sun.	6/6	GL	1:05
Tue.	7/27	GL	7:05
Wed.	7/28	GL	7:05
Thu.	7/29	GL	7:05
Fri.	7/30	GL	7:05
Sat.	7/31	GL	7:05
Sun.	8/1	GL	2:00
Tue.	9/7	WM	7:05
Wed.	9/8	WM	7:05
Thu.	9/9	WM	7:05
Fri.	9/10	WM	7:05
Sat.	9/11	WM	7:05
Sun.	9/12	WM	2:00

vs. Great Lakes

All-time record.....	121-98
In West Michigan.....	65-55
In Great Lakes.....	56-43
Playoffs.....	4-4
Best Season.....	11-4 (2008)
Worst Season.....	6-9 (2007)

Last Time The 'Caps Swept A..

Series in WM	June 5-7, 2018
Series in GL	April 20-22, 2018
DH in WM	None
DH in GL	None

Last Time Great Lakes Swept A..

Series in WM	April 12-13, 2019
Series in GL	September 3-5, 2016
DH in WM	June 11, 2007
DH in GL	None

2019 Results (8-11)

Date	Site	Result	'Caps decision	Date	Site	Result	'Caps decision
4/12	West Michigan	L, 4-3	Guzman	7/28	West Michigan	L, 10-3	Sodders
4/13	West Michigan	L, 10-1	Arriera	7/29	West Michigan	W, 9-1	Bass
4/22	Great Lakes	W, 5-1	Crosby	8/14	West Michigan	L, 4-3	Reyes
4/23	Great Lakes	W, 4-3	Arriera	8/15	West Michigan	W, 5-1	Wolf
4/24	Great Lakes	L, 8-2	Murphy	8/16	West Michigan	W, 6-3	Kirby
5/16a	West Michigan	W, 11-3	Wolf	8/21	Great Lakes	W, 7-6	Vasquez
5/16b	West Michigan	L, 6-1	Kirby	8/22	Great Lakes	L, 7-2	Lance
5/17	West Michigan	L, 4-3	Hernandez	8/23	Great Lakes	W, 1-0	Bass
5/18	West Michigan	L, 7-1	Crosby				
5/19	West Michigan	L, 11-9	Lance				
7/27	West Michigan	L, 6-2	Arriera				

All-Time Series Results

Year	Home	Road	Total	Year	Home	Road	Total
2007	3-7	3-2	6-9	2014	4-2	4-5	8-7
2008	5-2	6-2	11-4	2015	4-4	8-3	12-7
2009	7-5	2-5	9-10	2016	5-2	3-3	8-5
2010	6-5	4-3	10-8	2017	4-3	4-3	8-6
2011	4-4	3-3	7-7	2018	7-4	6-3	13-7
2012	6-4	6-3	12-7	2019	4-9	4-2	8-11
2013	6-4	3-6	9-10	Total	65-55	56-43	121-98

Loons Information

League Member Since.....	2007
Stadium Address.....	825 East Main Street Midland, MI 48640
Media Relations.....	Brad Tunney
President/General Manager.....	Chris Mundhenk
Main Phone.....	(989) 837-2255
Main Fax.....	(989) 837-8780
Press Box Phone.....	(989) 837-6158
Web site.....	www.loons.com
E-mail.....	info@loons.com
Flagship Station.....	ESPN 100.9-FM (WLUN)
Radio Announcer.....	Brad Tunney
Affiliate (First Year).....	Los Angeles Dodgers (2007)
2019 Overall Record.....	81-55 (1st in East)
1st Half (Place).....	43-24 (1st in East)
2nd Half (Place).....	38-31 (3rd in East)
Manager.....	Austin Chubb
Hitting Coach.....	David Popkins
Pitching Coach.....	Ryan Dennick
Asst. Pitching Coach.....	Durin O'Linger
Bench Coach.....	Elian Herrera
Trainer.....	Griffin Boyte
Stadium (Capacity).....	Dow Diamond (5,200)
Stadium Built.....	2007
Dimensions.....	LF-332, CF-400, RF-325
Whitecaps Hotel in Midland.....	Fairfield Inn & Suites
Phone.....	(989) 631-7100
Loons Hotel in West Michigan.....	Hampton Inn Grand Rapids
Phone.....	(616) 647-1000

2019 Loons Leaders

BATTING

AVG.*	Chris Roller, .251
H	Leonel Valera, 108
2B	Jacob Amaya, 25
HR	James Outman, 19
RBI	Luke Heyer, 60
SB	Leonel Valera, 27

PITCHING

W	Jose Chacin, 11
G	Jasiel Alvino/Joel Inoa, 35
ERA*	Jose Chacin, 4.68
SV	Justin Hagenman, 6
IP	Stephen Kolek, 131.1
SO	Stephen Kolek, 109

*Minimum 378 PA or 112 IP

2021 WHITECAPS

SEASON REVIEW

OPPONENTS

HISTORY

RECORDS

DETROIT TIGERS

MEDIA

LAKE COUNTY CAPTAINS



2021 Schedule (18G)

Day	Date	Site	Time
Tue.	5/25	WM	6:35
Wed.	5/26	WM	6:35
Thu.	5/27	WM	6:35
Fri.	5/28	WM	6:35
Sat.	5/29	WM	6:35
Sun.	5/30	WM	2:00
Tue.	6/15	LC	7:00
Wed.	6/16	LC	7:00
Thu.	6/17	LC	7:00
Fri.	6/18	LC	7:00
Sat.	6/19	LC	7:00
Sun.	6/20	LC	1:30
Tue.	8/10	LC	7:00
Wed.	8/11	LC	7:00
Thu.	8/12	LC	7:00
Fri.	8/13	LC	7:00
Sat.	8/14	LC	7:00
Sun.	8/15	LC	1:30

vs. Lake County

All-time record.....	100-85
In West Michigan.....	49-38
In Lake County.....	51-47
Playoffs.....	1-2
Best Season.....	17-6 (2017)
Worst Season.....	5-12 (2016)

Last Time The 'Caps Swept A..

Series in WM	May 18-20, 2018
Series in LC	May 25-27, 2013
DH in WM	None
DH in LC	August 22, 2015

Last Time Lake County Swept A..

Series in WM	July 25-27, 2018
Series in LC	June 21-23, 2019
DH in WM	None
DH in LC	June 21, 2019

Captains Information

League Member Since.....	2010
Stadium Address.....	35300 Vine St. Eastlake, OH 44095
Media Relations.....	Andrew Luftglass
General Manager.....	Jen Yorko
Main Phone.....	(440) 975-8085
Main Fax.....	(440) 975-8958
Press Box Phone.....	(440) 975-8085 x144
Web site.....	www.captainsbaseball.com
E-mail.....	info@lakecountycaptains.com
Flagship Station.....	101.5FM/1330AM WINT (Fri/Sat)
Radio Announcer.....	Andrew Luftglass
Affiliate (First Year).....	Cleveland Indians (2003)
2019 Overall Record.....	74-64 (4th in East)
1st Half (Place).....	40-29 (2nd in East)
2nd Half (Place).....	34-35 (5th in East)
Manager.....	Greg DiCenzo
Bench Coach.....	Vance Law
Hitting Coach.....	Grant Fink
Pitching Coach.....	Kevin Erminio
Trainer.....	Matt Beauregard
Stadium (Capacity).....	Classic Park (6,157)
Stadium Built.....	2003
Dimensions.....	LF-320, CF-400, RF-320
Whitecaps Hotel in Lake County.....	Four Points Sheraton
Phone.....	(440) 953-8000
Captains Hotel in West Michigan.....	Hampton Inn Grand Rapids
Phone.....	(616) 647-1000

2019 Captains Leaders

BATTING

AVG.*	Jose Fermin, .293
H	Jose Fermin, 115
2B	Ruben Cardenas, 19
HR	Will Benson, 18
RBI	Bo Naylor, 65
SB	Jose Fermin, 28

PITCHING

W	Zach Draper, 9
G	Skylar Arias, 34
ERA*	None Qualified (A. Royalty, 4.54)
SV	Manuel Alvarez, 9
IP	Alex Royalty, 111
SO	Alex Royalty, 100

*Minimum 378 PA or 112 IP

2019 Results (8-13)

Date	Site	Result	'Caps decision	Date	Site	Result	'Caps decision
4/25	West Michigan	W, 10-9	Vasquez	6/29	West Michigan	W, 7-3	Kirby
4/26	West Michigan	L, 6-5	Hernandez	7/1a	West Michigan	L, 5-1	Smith
4/27	West Michigan	L, 3-2	De Jesus	7/1b	West Michigan	W, 5-1	Chentouf
4/28	West Michigan	W, 5-0	Hill	8/10	Lake County	L, 6-4	Shepherd
5/31	West Michigan	L, 9-4	Murphy	8/11	Lake County	W, 6-5	Bass
6/2a	West Michigan	L, 7-3	Arriera	8/12	Lake County	L, 13-6	Hernandez
6/2b	West Michigan	W, 4-2	Kirby	8/17	West Michigan	L, 6-3	Bass
6/21a	Lake County	L, 9-4	Wolf	8/18	West Michigan	W, 4-2	Hernandez
6/21b	Lake County	L, 4-0	Welhaf	8/19	West Michigan	W, 3-2	Chentouf
6/22	Lake County	L, 5-2	Arriera	8/20	West Michigan	L, 3-0	Welhaf
6/23	Lake County	L, 7-6	Tobey				

All-Time Series Results

Year	Home	Road	Total	Year	Home	Road	Total
2010	5-7	5-4	10-11	2016	4-6	1-6	5-12
2011	5-1	6-4	11-5	2017	6-2	11-4	17-6
2012	3-7	8-4	11-11	2018	3-3	3-8	6-11
2013	5-1	5-1	10-2	2019	6-5	2-8	8-13
2014	7-3	4-3	11-6	Total	49-38	51-47	100-85
2015	5-3	6-5	11-8				



LANSING LUGNUTS

2021 Schedule (24G)

Day	Date	Site	Time
Tue.	6/8	WM	7:05
Wed.	6/9	WM	7:05
Thu.	6/10	WM	7:05
Fri.	6/11	WM	7:05
Sat.	6/12	WM	7:05
Sun.	6/13	WM	2:00
Tue.	7/20	WM	7:05
Wed.	7/21	WM	12:05
Thu.	7/22	WM	7:05
Fri.	7/23	WM	7:05
Sat.	7/24	WM	7:05
Sun.	7/25	WM	6:00
Tue.	8/24	LAN	7:05
Wed.	8/25	LAN	7:05
Thu.	8/26	LAN	7:05
Fri.	8/27	LAN	7:05
Sat.	8/28	LAN	7:05
Sun.	8/29	LAN	1:05
Tue.	9/14	LAN	7:05
Wed.	9/15	LAN	7:05
Thu.	9/16	LAN	7:05
Fri.	9/17	LAN	7:05
Sat.	9/18	LAN	7:05
Sun.	9/19	LAN	1:05

vs. Lansing

All-time record	190-190
In West Michigan	101-93
In Lansing	89-97
Playoffs	11-5
Best Season	10-2 (2017)
Worst Season	3-12 (2011)

Last Time The 'Caps Swept A.

Series in WM	June 22-25, 2017
Series in LAN	June 16-18, 2017
DH in WM	April 26, 2009
DH in LAN	None

Last Time Lansing Swept A.

Series in WM	April 15-17, 2019
Series in LAN	May 13-15, 2019
DH in WM	June 8, 2013
DH in LAN	April 28, 2011

Lugnuts Information

League Member Since	1996
Stadium Address	505 East Michigan Ave. Lansing, MI 48912
Media Relations	Jesse Goldberg-Strassler
General Manager	Tyler Parsons
Main Phone	(517) 485-4500
Main Fax	(517) 485-4518
Press Box Phone	(517) 485-5307
Web site	www.lansinglugnuts.com
E-mail	info@lansinglugnuts.com
Flagship Station	730 AM WVEN
Radio Announcer	Jesse Goldberg-Strassler
Affiliate (First Year)	Oakland Athletics (2021)
2019 Overall Record	68-71 (5th in East)
1st Half (Place)	32-37 (6th in East)
2nd Half (Place)	36-34 (4th in East)
Manager	Scott Steinmann
Hitting Coach	Javier Godard
Pitching Coach	Don Schulze
Trainer	Doc Thorson
Stadium (Capacity)	Jackson Field (11,000)
Stadium Built	1996
Dimensions	LF-305, CF-412, RF-305
Whitecaps Hotel in Lansing	Radisson Hotel
Phone	(517)-482-0188
Lugnuts Hotel in West Michigan	Hampton Inn Grand Rapids
Phone	(616) 647-1000

2019 Lugnuts Leaders

BATTING

AVG.*	Otto Lopez, .324
H	Otto Lopez, 145
2B	Ryan Gold, 25
HR	Griffin Conine, 22
RBI	Griffin Conine, 64
SB	Reggie Pruitt, 40

PITCHING

W	Sean Wymer, 9
G	Marcus Reyes, 39
ERA*	Sean Wymer, 5.73
SV	Cre Finfrock, 17
IP	Sean Wymer, 137.2
SO	Cobi Johnson, 95

*Minimum 378 PA or 112 IP

2019 Results (5-11)

Date	Site	Result	'Caps decision	Date	Site	Result	'Caps decision
4/8	Lansing	L, 1-0	Javier	5/14	Lansing	L, 6-5	Arriera
4/9	Lansing	W, 7-6	De Jesus	5/15	Lansing	L, 7-6	Vasquez
4/10	Lansing	W, 6-4	Wolf	7/24	West Michigan	W, 4-3	De La Cruz
4/11	Lansing	W, 7-3	Hernandez	7/25	West Michigan	L, 8-0	Welhaf
4/15	West Michigan	L, 6-2	Chentouf	7/26	West Michigan	L, 9-1	Kirby
4/16	West Michigan	L, 5-2	De La Cruz	8/28	Lansing	L, 8-6	Lance
4/17	West Michigan	L, 8-2	Wolf	8/29	Lansing	L, 7-3	Kirby
5/13	Lansing	L, 4-2	Hill	8/30	Lansing	W, 6-5	Shepherd

All-Time Series Results

Year	Home	Road	Total	Year	Home	Road	Total
1996	5-3	5-5	10-8	2009	3-1	9-6	12-7
1997	6-4	4-4	10-8	2010	3-3	2-7	5-10
1998	4-4	6-3	10-7	2011	2-8	1-4	3-12
1999	3-5	4-5	7-10	2012	2-5	5-3	7-8
2000	6-4	5-1	11-5	2013	2-6	2-5	4-11
2001	6-2	4-4	10-6	2014	5-4	6-4	11-8
2002	5-3	3-5	8-8	2015	3-3	3-4	6-7
2003	5-3	3-5	8-8	2016	2-5	2-6	4-11
2004	5-3	3-5	8-8	2017	6-1	4-1	10-2
2005	3-4	4-4	7-8	2018	5-5	2-1	7-6
2006	5-3	5-2	10-5	2019	1-5	4-6	5-11
2007	5-3	1-6	6-9	Total	101-93	89-97	190-190
2008	9-6	2-1	11-7				



2021 Schedule (12G)

Day	Date	Site	Time
Tue.	6/29	PEO	7:35
Wed.	6/30	PEO	7:35
Thu.	7/1	PEO	7:35
Fri.	7/2	PEO	7:35
Sat.	7/3	PEO	7:35
Sun.	7/4	PEO	6:35
Tue.	8/31	WM	7:05
Wed.	9/1	WM	7:05
Thu.	9/2	WM	7:05
Fri.	9/3	WM	7:05
Sat.	9/4	WM	7:05
Sun.	9/5	WM	6:00

vs. Peoria

All-time record.....	86-66-1
In West Michigan.....	47-28-1
In Peoria.....	39-38
Playoffs.....	0-0
Best Season.....	3-0 (2x, last '14)
Worst Season.....	2-6 (2x, last '04)

Last Time The Caps Swept A..

Series in WM	July 16-18, 2014
Series in PEO	June 7-9, 2011
DH in WM	May 22, 2001
DH in PEO	None

Last Time Peoria Swept A..

Series in WM	Aug. 15-16, 1994
Series in PEO	June 6-9, 2000
DH in WM	None
DH in PEO	None

Chiefs Information

League Member Since.....	1983
Stadium Address.....	730 S.W. Jefferson St. Peoria, IL 61605
Media Relations.....	Cody Schindler
General Manager.....	Jason Mott
Main Phone.....	(309) 680-4000
Main Fax.....	(309) 680-4080
Press Box Phone.....	(309) 680-4045
Web site.....	www.peoriachiefs.com
E-mail.....	feedback@chiefsnet.com
Flagship Station.....	Internet
Radio Announcer.....	Cody Schindler
Affiliate (First Year).....	St. Louis Cardinals (2013)
2019 Overall Record.....	54-85 (8th in West)
1st Half (Place).....	30-39 (7th in West)
2nd Half (Place).....	24-46 (8th in West)
Manager.....	Chris Swauger
Hitting Coach.....	Joey Hawkins
Pitching Coach.....	Rick Harig
Trainer.....	Alex Wolfinger
Stadium (Capacity).....	Dozer Park (7,000)
Stadium Built.....	2002
Dimensions.....	LF-310, CF-400, RF-310
Whitecaps Hotel in Peoria.....	Quality Inn and Suites
Phone.....	(309) 685-2556
Chiefs Hotel in West Michigan.....	Hampton Inn Grand Rapids
Phone.....	(616) 647-1000

2019 Chiefs Leaders

BATTING

AVG.*	Delvin Perez, .269
H	Delvin Perez, 123
2B	Brady Whalen, 30
HR	Nolan Gorman, 10
RBI	Brady Whalen, 81
SB	Delvin Perez, 22

PITCHING

W	F. Casadilla/C. Schmid, 6
G	F. Pacheco/E. Sisk, 41
ERA*	Michael Brettell, 5.76
SV	Three Players Tied, 5
IP	Michael Brettell, 120.1
SO	Colin Schmid, 97

*Minimum 378 PA or 112 IP

2019 Results (1-2)

Date	Site	Result	*Caps decision
5/6	West Michigan	W, 2-0	Hill
5/7	West Michigan	L, 9-6	De La Cruz
5/8	West Michigan	L, 6-4	Vasquez

All-Time Series Results

Year	Home	Road	Total	Year	Home	Road	Total
1994	1-2	2-2	3-4	2008	1-2	1-2	2-4
1995	3-1	2-2	5-3	2009	2-1	2-1	4-2
1996	2-2	1-3	3-5	2010	2-1	0-0	2-1
1997	3-1	4-0	7-1	2011	0-0	3-0	3-0
1998	2-2	4-0	6-2	2012	2-1	0-0	2-1
1999	3-1	3-1	6-2	2013	0-0	2-1	2-1
2000	2-2	0-4	2-6	2014	3-0	0-0	3-0
2001	3-1	2-2	5-3	2015	0-0	1-2	1-2
2002	3-1	1-3	4-4	2016	2-0-1	0-0	2-0-1
2003	3-1	2-2	5-3	2017	0-0	2-1	2-1
2004	1-3	1-3	2-6	2018	0-0	1-2	1-2
2005	2-2	2-2	4-4	2019	1-2	0-0	1-2
2006	3-1	2-2	5-3	Total	47-28-1	39-38	86-66-1
2007	3-1	1-3	4-4				



QUAD CITIES RIVER BANDITS

2021 Schedule

No games scheduled

vs. Quad Cities

All-time record.....	74-73
In West Michigan.....	39-37
In Quad Cities.....	35-36
Playoffs.....	0-0
Best Season.....	5-1 (2009)
Worst Season.....	0-3 (2x, last '11)

Last Time The 'Caps Swept A.

Series in WM	May 26-28, 2009
Series in QC	June 26-29, 1994
DH in WM	None
DH in QC	None

Last Time Quad Cities Swept A.

Series in WM	May 31-June 2, 2011
Series in QC	June 11-13, 2010
DH in WM	None
DH in QC	None

River Bandits Information

League Member Since.....	1960
Stadium Address.....	209 South Gaines St. Davenport, IA 52802
Media Relations.....	TBD
General Manager.....	Joe Kubly
Main Phone.....	(563) 324-3000
Main Fax.....	(563) 324-3109
Press Box Phone.....	(563) 333-2700
Web site.....	www.riverbandits.com
E-mail.....	bandit@riverbandits.com
Flagship Station.....	KBOB 1170AM
Radio Announcer.....	Kyle Kercheval
Affiliate (First Year).....	Kansas City Royals (2021)
2019 Overall Record.....	79-57 (2nd in West)
1st Half (Place).....	43-23 (1st in West)
2nd Half (Place).....	36-34 (5th in West)
Manager.....	Chris Widger
Hitting Coach.....	Andy LaRoche
Pitching Coach.....	Steve Luebber
Trainer.....	Daniel Accola
Stadium (Capacity).....	Modern Woodmen Park (7,140)
Stadium Built.....	1931 (Renovated in 2004)
Dimensions.....	LF-343, CF-400, RF-318
Whitecaps Hotel in Quad Cities.....	Radisson Hotel
Phone.....	(563) 327-2547
River Bandits Hotel in West Michigan.....	Hampton Inn Grand Rapids
Phone.....	(616) 647-1000

2019 River Bandits Leaders

BATTING

AVG.*	Austin Dennis, .240
H	Austin Dennis, 95
2B	Freudis Nova, 20
HR	Three Players Tied, 6
RBI	Trey Dawson, 47
SB	Austin Dennis, 23

PITCHING

W	Brett Daniels, 7
G	Devin Conn, 33
ERA*	None Qualified (Daniels - 2.10)
SV	Riley Cabral, 6
IP	Brett Daniels, 102.2
SO	R.J. Freure, 114

*Minimum 378 PA or 112 IP

2019 Results (1-2)

Date	Site	Result	'Caps decision
7/10	West Michigan	W, 9-5	De La Cruz
7/11	West Michigan	L, 1-0	Welhaf
7/12	West Michigan	L, 6-2	Kirby

All-Time Series Results

Year	Home	Road	Total	Year	Home	Road	Total
1994	2-2	4-0	6-2	2008	2-1	1-2	3-3
1995	2-2	0-4	2-6	2009	3-0	2-1	5-1
1996	2-2	1-1	3-3	2010	0-0	0-3	0-3
1997	3-1	1-0	4-1	2011	0-3	0-0	0-3
1998	3-1	1-3	4-4	2012	0-0	2-1	2-1
1999	2-2	1-3	3-5	2013	1-2	0-0	1-2
2000	3-1	3-1	6-2	2014	0-0	1-2	1-2
2001	2-1	2-2	4-3	2015	1-2	0-0	1-2
2002	1-3	2-2	3-5	2016	0-0	1-1	1-1
2003	2-2	3-1	5-3	2017	2-1	0-0	2-1
2004	3-1	2-2	5-3	2018	0-0	1-2	1-2
2005	2-2	2-2	4-4	2019	1-2	0-0	1-2
2006	1-3	2-2	3-5	Total	39-37	35-36	74-73
2007	1-3	3-1	4-4				

SOUTH BEND CUBS



2021 Schedule

No games scheduled

vs. South Bend

All-time record	231-191
In West Michigan	112-100
In South Bend	119-91
Playoffs	7-5
Best Season	14-4 (1997)
Worst Season	4-14 (2019)

Last Time The Caps Swept A...

Series in WM	July 28-31, 2018
Series in SB	June 25-27, 2018
DH in WM	April 7, 2017
DH in SB	April 17, 2011

Last Time South Bend Swept A...

Series in WM	June 14-16, 2019
Series in SB	July 30-August 2, 2019
DH in WM	None
DH in SB	June 4, 2016

Cubs Information

League Member Since	1988
Stadium Address	501 West South Street South Bend, IN 46601
Mailing Address	P.O. Box 4218 South Bend, IN 46634
Media Relations	Chris Hagstrom-Jones
Vice President/General Manager	Nick Brown
Main Phone	(574) 235-9988
Main Fax	(574) 235-9950
Press Box Phone	(574) 968-0800
Web site	www.southbendcubs.com
E-mail	cubs@southbendcubs.com
Flagship Station	News & Sports Radio 96.1-FM
Radio Announcer	Darin Pritchett
Affiliate (First Year)	Chicago Cubs (2015)
2019 Overall Record	76-61 (3rd in East)
1st Half (Place)	37-31 (4th in East)
2nd Half (Place)	30-30 (2nd in East)
Manager	Michael Ryan
Hitting Coach	Paul McNulty
Pitching Coach	Tony Cougoule
Trainer	Matt Hussey
Stadium (Capacity)	Four Winds Field (5,000)
Stadium Built	1987
Dimensions	LF-336, CF-405, RF-336
Whitecaps Hotel in South Bend	Aloft South Bend
Phone	(574) 288-8000
Cubs Hotel in West Michigan	Hampton Inn Grand Rapids
Phone	(616) 647-1000

2019 Cubs Leaders

BATTING

AVG.*	Andy Weber, .275
H	Andy Weber, 134
2B	Andy Weber, 36
HR	Cole Roederer, 9
RBI	Cole Roederer, 60
SB	Cole Roederer, 16

PITCHING

W	Three Players Tied, 8
G	Eugenio Palma, 38
ERA*	Faustino Cerrera, 3.62
SV	Ethan Roberts, 9
IP	Faustino Cerrera, 117
SO	Faustino Cerrera, 105

*Minimum 378 PA or 112 IP

2019 Results (4-14)

Date	Site	Result	'Caps decision	Date	Site	Result	'Caps decision
4/4	South Bend	L, 5-4	Wolf	6/16	West Michigan	L, 4-3	Crosby
4/5	South Bend	L, 1-0	Hernandez	7/2	South Bend	W, 5-3	Bass
4/6	West Michigan	W, 3-1	Guzman	7/3	South Bend	L, 4-2	Chentouf
4/7	West Michigan	W, 7-3	Chentouf	7/4	West Michigan	W, 6-4	Tobey
5/24	South Bend	L, 4-0	Smith	7/5	West Michigan	L, 5-1	Kirby
5/25	South Bend	L, 10-7	Murphy	7/30	South Bend	L, 4-1	Hernandez
5/26	South Bend	L, 11-10	Reyes	7/31	South Bend	L, 5-1	Welhaf
5/27	South Bend	L, 1-0	Kirby	8/1	South Bend	L, 4-3	Kirby
6/14	West Michigan	L, 5-3	Smith	8/2	South Bend	L, 2-1	De La Cruz

All-Time Series Results

Year	Home	Road	Total	Year	Home	Road	Total
1994	5-2	4-3	9-5	2008	1-7	10-6	11-13
1995	4-5	7-3	11-8	2009	12-3	2-2	14-5
1996	6-4	4-4	10-8	2010	6-4	3-7	9-11
1997	5-3	9-1	14-4	2011	6-5	6-2	12-7
1998	7-2	5-3	12-5	2012	2-4	4-2	6-6
1999	6-3	6-2	12-5	2013	2-4	3-3	5-7
2000	3-5	5-3	8-8	2014	5-4	2-4	7-8
2001	4-3	3-5	7-8	2015	4-5	3-3	7-8
2002	4-4	7-1	11-5	2016	2-2	5-5	7-7
2003	3-5	5-3	8-8	2017	4-4	3-2	7-6
2004	4-4	3-5	7-9	2018	6-4	5-4	11-8
2005	3-5	5-3	8-8	2019	3-3	1-11	4-14
2006	3-4	5-2	8-6	Total	112-100	119-91	231-191
2007	2-2	4-2	6-4				

2021 WHITESAPS

SEASON REVIEW

OPPONENTS

HISTORY

RECORDS

DETROIT TIGERS

MEDIA



WISCONSIN TIMBER RATTLERS

2021 Schedule (6G)

Day	Date	Site	Time
Tue.	5/18	WIS	7:35
Wed.	5/19	WIS	7:35
Thu.	5/20	WIS	7:35
Fri.	5/21	WIS	7:35
Sat.	5/22	WIS	2:05
Sun.	5/23	WIS	2:05

vs. Wisconsin

All-time record.....	82-79
In West Michigan	45-33
In Wisconsin	37-46
Playoffs	3-1
Best Season	7-1 (2006)
Worst Season	0-3 (2012)

Last Time The 'Caps Swept A.

Series in WM	July 23-25, 2008
Series in WIS	June 13-16, 2002
DH in WM	None
DH in WIS	None

Last Time Wisconsin Swept A.

Series in WM	April 19-21, 2012
Series in WIS	May 31-June 2, 2003
DH in WM	None
DH in WIS	July 21, 2019

Timber Rattlers Information

League Member Since	1962
Stadium Address	2400 North Casaloma Drive Appleton, WI 54913
Mailing Address	P.O. Box 7464 Appleton, WI 54912
Media Relations	Chris Mehring
President	Rob Zerjav
Main Phone	(920) 733-4152
Main Fax	(920) 733-8032
Press Box Phone	(920) 733-6342
Web site	www.timberrattlers.com
E-mail	info@timberrattlers.com
Flagship Station	WNAM 1280-AM
Radio Announcer	Chris Mehring
Affiliate (First Year)	Milwaukee Brewers (2009)
2019 Overall Record	69-70 (5th in West)
1st Half (Place)	31-38 (6th in West)
2nd Half (Place)	38-32 (4th in West)
Manager	Matt Erickson
Hitting Coach	Nick Stanley
Pitching Coach	Hiram Burgos
Trainer	Andrew Staehling
Stadium (Capacity)	Neuroscience Group Field (5,170)
Stadium Built	1995 (Renovated in 2013)
Dimensions	LF-325, CF-400, RF-325
Whitecaps Hotel in Wisconsin	Americinn
Phone	(920) 954-0202
Timber Rattlers Hotel in W.M.	Hampton Inn Grand Rapids
Phone	(616) 647-1000

2019 Timber Rattlers Leaders

BATTING

AVG.*	David Fry, .258
H	David Fry, 130
2B	David Fry, 41
HR	David Fry, 17
RBI	David Fry, 70
SB	Yeison Coca, 25

PITCHING

W	Scott Sunitsch, 9
G	Tyler Gillies, 42
ERA*	Adam Hill, 3.92
SV	Victor Castaneda, 6
IP	Adam Hill, 121.2
SO	Scott Sunitsch, 123

*Minimum 378 PA or 112 IP

2019 Results (1-2)

Date	Site	Result	'Caps decision
7/21a	Wisconsin	L, 6-4	Hess
7/21b	Wisconsin	L, 6-3	Arriera
7/22	Wisconsin	W, 3-0	Bass

All-Time Series Results

Year	Home	Road	Total	Year	Home	Road	Total
1994	4-2	2-6	6-8	2008	3-0	2-1	5-1
1995	1-3	1-3	2-6	2009	0-3	1-2	1-5
1996	3-1	1-3	4-4	2010	1-2	0-0	1-2
1997	2-1	1-3	3-4	2011	0-0	2-1	2-1
1998	3-1	1-3	4-4	2012	0-3	0-0	0-3
1999	2-2	1-3	3-5	2013	0-0	1-2	1-2
2000	3-1	4-3	7-4	2014	1-2	0-0	1-2
2001	1-3	2-2	3-5	2015	0-0	2-1	2-1
2002	2-2	4-0	6-2	2016	2-1	0-0	2-1
2003	2-2	0-4	2-6	2017	0-0	2-1	2-1
2004	4-0	1-2	5-2	2018	2-1	0-0	2-1
2005	2-2	2-2	4-4	2019	0-0	1-2	1-2
2006	4-0	3-1	7-1	Total	45-33	37-46	82-79
2007	3-1	3-1	6-2				

HISTORY



A pair of former Whitecaps joined forces with the Tampa Bay Rays in 2019, as shortstop Willy Adames (2014) and outfielder Avisail Garcia (2009) helped the Rays to 96 wins and an appearance in the American League Championship Series.



OPENING DAY

2021 WHITECAPS

SEASON REVIEW

OPPONENTS

HISTORY

RECORDS

DETROIT TIGERS

MEDIA

1994	
Jason McDonald	CF
Jose Guillen	2B
Tony Banks	LF
Steve Cox	1B
D.T. Cromer	DH
Mat Reese	RF
Jeff D'Amico	SS
Willie Morales	C
Vicente Francisco	3B
Zack Sawyer	P

1995	
Rob DeBoer	C
Jose Castro	2B
Ben Grieve	RF
Emil Brown	LF
Alex Miranda	1B
Jeff D'Amico	3B
Jose Soriano	CF
Manny DaSilva	DH
Fred Soriano	SS
Bill King	P

1996	
Dane Walker	2B
Eddie Lara	SS
Derrick White	DH
Ramon Hernandez	C
Alex Miranda	1B
Duane Filchner	LF
Mario Encarnacion	RF
Jeff DaVanon	CF
Arturo Paulino	3B
Andy Smith	P

1997	
Scott Sollmann	CF
Pedro Santana	2B
Chris Wakeland	LF
Jacques Landry	3B
Chris Lemonis	DH
Jesus Cedenro	RF
Robert Fick	1B
Franklin Sosa	C
Derek Mitchell	SS
Clay Bruner	P

1998	
Ryan Grimmett	CF
Heath Schesser	3B
Mandy Jacomino	DH
Antuan Bunkley	1B
Alex Steele	RF
Alexis Zapata	LF
Michael Rivera	C
Rich Ozarowski	2B
Dan Lauterhahn	SS
Greg Romo	P

1999	
Richard Gomez	LF
Ron Bush	2B
Billy Rich	RF
Leo Daigle	1B
Brandon Inge	C
Jesus Cedenro	CF
Matt Boone	3B
Jeremy Sassanella	DH
Carlos Jimenez	SS
Shane Loux	P

2000	
Ramon Santiago	SS
Corey Richardson	CF
Jayson Drobaki	DH
Neil Jenkins	3B
Jake Anthony	1B
Antonio McKinney	RF
Jerry Amador	LF
Maxim St. Pierre	C
Carlos Jimenez	2B
Rick Kirsten	P

2001	
Nook Logan	CF
Ron Merrill	SS
Miles Durham	LF
Hugh Quttelbaum	3B
Brad Downing	DH
Ryan Neill	1B
Matt Walker	RF
Russ Cleveland	C
Miles Luulola	2B
Mark Woodyard	P

2002	
Juan Francia	2B
Juan Gonzalez	3B
Miles Durham	CF
Mike Rabelo	C
David Mattle	LF
Jason Knoedler	RF
Juan Tejeda	1B
Andy Yount	DH
Don Kelly	SS
Chad Petty	P

2003	
Juan Francia	SS
Victor Mendez	CF
Gilberto Mejia	2B
Ryan Raburn	3B
Brent Clevlen	RF
Jason Kennedy	DH
Wilton Reynolds	LF
Angel Brito	1B
Mike Rabelo	C
Humberto Sanchez	P

2004	
Vincent Blue	CF
Eric Rodland	2B
Tony Giarratano	SS
Kelly Hunt	1B
Luis Sabino	LF
Garth McKinney	RF
Richard Burgos	DH
Kody Kirkland	3B
Alex Trezza	C
Andy Baldwin	P

2005	
Justin Justice	CF
Jeff Frazier	LF
Wilkin Ramirez	3B
Jody Roughton	DH
Justin Ryan	C
Luis Sabino	RF
Brent Dlugach	SS
Josh Lee	1B
Brooks Colvin	2B
Dallas Trahern	P

2006	
Will Rhymes	2B
Mike Hollimon	SS
Cameron Maybin	CF
Matt Joyce	RF
Ryan Roberson	1B
Justin Justice	LF
Cory Middleton	3B
Pedro Cotto	DH
Dusty Ryan	C
Luke French	P

2007	
Deik Scram	DH
Scott Sizemore	2B
Brennan Boesch	RF
Ryan Strieby	1B
Santo De Leon	3B
Jeff Kunkel	C
Jeramy Laster	LF
Audy Ciriaco	SS
Gorkys Hernandez	CF
Chris Cody	P

2008	
Kyle Peter	CF
Justin Henry	2B
Casper Wells	RF
Chris Carlson	1B
Ronnie Bourquin	3B
Corey Middleton	LF
Joseph Bowen	C
Audy Ciriaco	SS
Kody Kaiser	DH
Ramon Garcia	P

2009	
Brent Wyatt	LF
Ben Guez	RF
Brandon Douglas	2B
Jordan Newton	C
Bryan Pounds	3B
Ronnie Bourquin	1B
Luis Salas	CF
Jordan Lennerton	DH
Gustavo Nunez	SS
Casey Crosby	P

2010	
Jamie Johnson	CF
Hernan Perez	SS
Avisail Garcia	RF
Wade Gaynor	3B
Jordan Lennerton	1B
Michael Rockett	LF
Luis Salas	DH
Eric Roof	C
Luis Palacios	2B
Trevor Feeney	P

2011	
Dixon Machado	SS
Hernan Perez	2B
Rob Brantly	C
Ryan Enos	DH
Nick Castellanos	3B
James Robbins	1B
P.J. Polk	LF
Edwin Gomez	RF
Luis Castillo	CF
Kyle Ryan	P

2012	
Chad Wright	CF
Eugenio Suarez	SS
Dean Green	DH
Aaron Westlake	1B
Brandon Loy	2B
Steven Moya	RF
Curt Casali	C
Danry Vasquez	LF
Colin Kaline	3B
Marcelo Carreno	P

2013	
Austin Schotts	CF
Devon Travis	2B
Danry Vasquez	LF
Adolfo Reina	C
Jeff Holm	1B
Lance Durham	DH
Jake Stewart	RF
Mario Martinez	3B
Jared Reaves	SS
Endrys Briceno	P

2014	
Austin Schotts	CF
Javier Betancourt	2B
Raph Rhymes	LF
Dominic Ficociello	3B
Ben Verlander	RF
Wynton Bernard	DH
Curt Powell	SS
Bennett Pickar	C
Jose Zambrano	3B
Chad Green	P

2015	
Derek Hill	CF
Joey Pankake	2B
Ross Kivett	LF
Mike Gerber	RF
Giancarlo Brugnoni	1B
Arvicent Perez	C
Zach Shepherd	3B
Will Maddox	DH
Garrett Mattlage	SS
Artie Lewicki	P

2016	
Derek Hill	CF
Brett Pirtle	2B
Shane Zeile	C
Will Allen	1B
Josh Lester	DH
Cam Gibson	LF
Jose Azocar	RF
Steven Fuentes	3B
David Gonzalez	SS
Spenser Watkins	P

2017	
Cam Gibson	CF
Jake Robson	LF
Elvis Rubio	RF
Blaise Salter	1B
Danny Pinerro	SS
Austin Athmann	C
Cole Bauml	DH
Anthony Pereira	3B
Will Savage	2B
Kyle Funkhouser	P

OPENING DAY



Opening Day Lineups (cld.)

2018		2019	
Luke Burch	CF	Parker Meadows	CF
Garrett McCain	LF	Jose King	3B
Jordan Pearce	1B	Wenceel Perez	SS
Colby Bortles	3B	Nick Ames	1B
Joey Morgan	C	Jeremiah Burks	2B
Ignacio Valdez	DH	Jordan Pearce	DH
Dylan Rosa	RF	Ulrich Bojarski	LF
Alexis Garcia	2B	Sam McMillan	C
Cole Peterson	SS	Avery Tuck	RF
Dane Myers	P	Adam Wolf	P

Did You Know?

Dating back to 2012, the Whitecaps have won six of their last seven games on Opening Day. Last season, West Michigan lost their season debut on the road before returning to Fifth Third Ballpark and celebrating the Home Opener as Sam McMillan and Avery Tuck sparked a three-run fifth inning with back-to-back doubles to help the Whitecaps beat South Bend 3-1 in temperatures at an unusual high of 64 degrees.

2021 WHITECAPS

Opening Day Results (17-9)

* denotes game was originally postponed

Date	Opponent	Victor	Score	Winner	Loser	Save	Home att.
April 8, 1994	at South Bend	Silver Hawks	2-1	Proctor	Kubinski		
April 7, 1995	South Bend	Whitecaps	1-0	Hause	Garcia	Rajotte	7,620
April 6, 1996 (1)	at Wisconsin	Timber Rattlers	3-1	Kurtz	Morrison		
April 4, 1997	Wisconsin	Whitecaps	1-0	Bruner	Mays	Darwin	8,535
April 9, 1998	Lansing	Whitecaps	4-3 (10)	Viegas	Carter		6,667
April 8, 1999	at Michigan	Whitecaps	6-3	Loux	Redding		
April 6, 2000	Fort Wayne	Whitecaps	10-1	Rodney	Baxter		7,691
April 5, 2001	at Lansing	Whitecaps	15-4	Woodyard	Chavez		
April 4, 2002	at Michigan	Whitecaps	2-0	Petty	Burns		
April 3, 2003	Battle Creek	Yankees	7-2	Neitz	Dan Smith		4,129
April 8, 2004	at Dayton	Whitecaps	11-3	Baldwin	Gillman		
April 7, 2005	at SW Michigan	Devil Rays	10-6	Sonnanstine	Ostlund	DeLaCruz	
April 6, 2006	Fort Wayne	Wizards	5-3	Link	Baxter	Jamison	6,071
April 5, 2007	at Dayton	Dragons	3-2	Webb	Rainwater	Mateo	
April 3, 2008	at South Bend	Whitecaps	15-2	R. Garcia	Norberto		
April 9, 2009	South Bend	Whitecaps	5-2	Crosby	Harden	Stohr	7,598
April 8, 2010	at Lake County	Captains	4-3 (10)	Jimenez	Sanz		
April 10, 2011	Lansing	Whitecaps	13-12	Rondon	Marze		7,738
April 5, 2012	at Dayton	Dragons	3-0	French	Carreno	Kemp	
April 4, 2013	Dayton	Whitecaps	7-6 (10)	Turley	Lucas		6,128
April 3, 2014	at Dayton	Whitecaps	5-4	Sitz	Mitchell	Robertson	
April 10, 2015*	Dayton	Whitecaps	5-4	Voelker	Kivel	Belisario	3,133
April 7, 2016	at South Bend	Whitecaps	9-4	Maciel	Morrison		5,010
April 7, 2017*	South Bend	Whitecaps	2-0	Funkhouser	Robinson	Garcia	3,030
April 8, 2018	South Bend	Whitecaps	6-2	Warner	Thomas		3,771
April 4, 2019	at South Bend	Cubs	5-4	Palma	Wolf	Roberts	2,978
April 9, 2020*	Lansing	Whitecaps	-	-	-	-	-

SEASON REVIEW

OPPONENTS

HISTORY

RECORDS

DETROIT TIGERS

MEDIA

BA's MWL Top Prospects

1996	Ramon Hernandez, C (#9)
1997	Francisco Cordero, P (#1)
	Dave Borkowski, P (#9)
1998	Alan Webb, P (#9)
2000	Ramon Santiago, IF (#6)
2003	Joel Zumaya, P (#3)
2005	Wilkin Ramirez, 3B (#20)
2006	Cameron Maybin, OF (#2)
2007	Gorkys Hernandez (#4)
2009	Casey Crosby (#6)
2010	Jacob Turner (#4)
2011	Nick Castellanos (#4)
2015	Spencer Turnbull (#17)
2016	Beau Burrows (#16)
2017	Isaac Paredes, IF (#9)
	Daz Cameron, OF (#20)
2018	Matt Manning, P (#6)

Tigers MiLB Player of Year

1997	Francisco Cordero (P)
1998	Alan Webb (P)
2000	Calvin Chipperfield (P)
	Andy Van Hekken (P)
2002	Juan Tejada (1B)
	John Birtwell (P)
2003	Jon Connolly (P)
2006	Cameron Maybin (OF)
	Burke Badenhop (P)
2007	Duane Below (P)
2008	Jon Kibler (P)
2009	Casey Crosby (P)
2011	Nick Castellanos (3B)
2013	Devon Travis (2B)
2014	Austin Kubitz (P)
2015	Mike Gerber (OF)
2016	Christin Stewart (OF)
2017	Greg Soto (P)
2018	Christian Stewart (OF)
2019	Matt Manning (P)

MiLB's President's Award

2013 West Michigan Whitecaps

MWL Executive of the Year

1994	Scott Lane
1996	Scott Lane
2006	Jim Jarecki
2014	Steve McCarthy

MWL Broadcaster of the Year

2017 Dan Hasty

Sports Field Manager of the Year

2019 Mitch Hooten

MWL Manager of the Year

1997	Bruce Fields
2000	Bruce Fields
2006	Matt Walbeck
2007	Tom Brookens
2017	Mike Rabelo

MiLB's "Best Team"

2017 West Michigan Whitecaps

MiLB's Play of the Year

2018 Cole Peterson

MWL Prospect of the Year

2006 Cameron Maybin

Baseball America Team of the Year

1997 West Michigan Whitecaps

MiLB Class A Outstanding Team

2006	West Michigan Whitecaps
2007	West Michigan Whitecaps



AWARDS AND HONORS

2021 WHITECAPS

SEASON REVIEW

OPPONENTS

HISTORY

RECORDS

DETROIT TIGERS

MEDIA

Midseason All-Stars

1994, Scott Baldwin (P), Steve Lemke (P); 1995, Emil Brown (OF), Brendan Hause (P), Bill King (P); 1996, Duane Filchner (OF), Chris Nelson (P); 1997, Clay Bruner (P), Rene Capellan (2B), Brian DuBose (DH), Robert Fick (1B), Craig Quintal (P), Greg Romo (P); 1998, Jose Castillo (P), Ryan Grimmet (OF), Matt Miller (P), Mark Persails (P), Greg Romo (P); 1999, Shane Heams (P); 2000, Calvin Chipperfield (P), Tommy Marx (P), Corey Richardson (OF), Ramon Santiago (SS), Maxim St. Pierre (C), Andy Van Hekken (P), Greg Watson (P); 2001, Pablo Arias (P), Nook Logan (OF), Chris Parker (C), Lee Rodney (P), Mike Steele (P), Mark Woodyard (P); 2002, John Birtwell (P), Jerrod Fuell (P), Don Kelly (SS), Juan Tejeda (1B); 2003, Jon Connolly (P), Scott Moore (3B), Troy Pickford (P), Mike Rabelo (C), Wilton Reynolds (OF), Humberto Sanchez (P), Joel Zumaya (P); 2004, Andy Baldwin (P), Tony Giarratano (SS), Chris Steinborn (P); 2005, Brent Dlugach (SS), Jair Jurjrens (P), Wilkin Ramirez (DH), Anthony Tomey (P); 2006, Ramon Garcia (P), Mike Hollimon (SS), Orlando Perdomo (P); 2007, Duane Below (P), Chris Cody (P), Jeff Gerbe (P), Gorkys Hernandez (OF), Brett Jensen (P), Deik Scram (DH), James Skelton (C), Ryan Strieby (1B); 2008, Chris Carlson (1B), Alfredo Figaro (P), Jon Kibler (P), Kyle Peter (OF), Joe Tucker (OF); 2009, Ronnie Bourquin (1B), Casey Crosby (P), Brandon Douglas (2B), Jared Gayhart (P), Mauricio Robles (P), Tyler Stohr (P); 2010, Giovanni Soto (P), Jacob Turner (P); 2011, Rob Brantly (C), Hernan Perez (2B), Bruce Rondon (P); 2012, Tom Collier (P), Dean Green (DH), Steven Moya (OF), Eugenio Suarez (SS), Michael Torrealba (P); 2013, Jeff Holm (1B), Devon Travis (2B), Jose Valdez (P); 2014, Wynton Bernard (OF), Jonathon Crawford (P); 2015, Mike Gerber (OF), Joe Jimenez (P), Zach Shepherd (3B), Spencer Turnbull (P); 2016, Will Maddox (1B), Matt Hall (P), Kyle Dowdy (P), David Gonzalez (SS), Gerson Moreno (P); 2017, Jason Foley (P), Josh Lester (3B), Jake Robson (OF), Blaise Salter (1B), Austin Sodders (P), Greg Soto (P), Danny Woodrow (OF); 2018, Cole Peterson (SS), Brandyn Sittinger (P); 2019, Ulrich Bojarski (OF)

Postseason All-Stars

1995, Demond Smith (OF); 1996, Ramon Hernandez (C); 1997, Robert Fick (1B), David Borkowski (SP), Francisco Cordero (RP); 1998, Rodney Lindsey (OF); 1999, Eric Munson (DH); 2000, Ramon Santiago (SS), Corey Richardson (OF), Calvin Chipperfield (SP); 2002, Noochie Vamer (OF); 2003, Jon Connolly (SP), Ian Ostlund (RP); 2006, Michael Hollimon (SS), Cameron Maybin, (OF), Orlando Perdomo (P); 2007, Gorkys Hernandez (OF), James Skelton (C); 2008, Alfredo Figaro (SP), Jon Kibler (SP); 2009, Casey Crosby (SP), Billy Nowlin (DH); 2011, Rob Brantly (C), Nick Castellanos (3B), Hernan Perez (2B); 2013, Devon Travis (2B); 2014, Wynton Bernard (OF), Buck Farmer (SP), Kevin Ziomek (SP); 2015, Mike Gerber (OF); 2016, Will Maddox (1B); 2017, Greg Soto (SP)

MWL Player of the Week

1994 Steve Lemke (May 14); 1995 Ben Grieve (May 27)
 1996 Duane Filchner (April 20), Scott Rivette (July 14)
 1997 Dave Borkowski (April 26), Robert Fick (May 10), Robert Fick (May 17), Chris Wakeland (June 7), Clay Bruner (June 28), Craig Quintal (July 5), Robert Fick (July 26), Clay Bruner (August 16)
 1998 Greg Romo (May 16), Alan Webb (June 6), Matt Miller (June 13), Shane Loux (June 20), Alex Zapata (Aug.8)
 2000 Tommy Marx (June 4), Calvin Chipperfield (June 11), Cody Ross (June 18), Neil Jenkins (June 25), Andy Van Hekken (Aug. 6)
 2001 Lee Rodney (April 23), Jeremy Lewis (May 28), Lee Rodney (June 18)
 2002 Kenny Baugh (July 16)
 2003 Victor Mendez (April 27), Jon Connolly (June 15)
 2004 Garth McKinney (July 25), Jordan Tata (August 15), Cristhian Martinez (August 29)
 2005 Randor Biedr (May 9), Matt Righter (May 30), Jeff Frazier (July 11), Dallas Trahern (July 18)
 2006 Ramon Garcia (May 22), Mike Hernandez (June 26), Luke French (July 17), Mike Hernandez (June 26, July 24), Burke Badenhop (August 21)
 2007 Scott Sizemore (June 25), Jonah Nickerson (July 23)
 2008 Alfredo Figaro (April 28), Ramon Garcia (May 5), Jon Kibler (May 12), Roger Tomas (May 19), Brandon Douglas (July 14), Kody Kaiser (August 25)
 2009 Billy Nowlin (April 8, July 13), Ronnie Bourquin (May 11), Casey Crosby (June 22, July 20), Bryan Pounds (June 29), Luke Putkonen (June 29), Ben Guez (July 13)
 2010 Trevor Feeney (May 10), Jordan Lennerton (May 24), Giovanni Soto (June 14)
 2011 Kyle Ryan (July 25), Alex Burgos (August 22)
 2012 Eugenio Suarez (May 29), Tommy Collier (May 29), Jeff Ferrell (July 30), Marcelo Carreno (Aug. 27)
 2013 Jordan John (May 27), Jeff Holm (June 24)
 2014 Austin Kubitz (April 3), Austin Kubitz (April 28), Jonathon Crawford (May 19), Jon Maciel (August 18)
 2015 A.J. Ladwig (May 17), Jeff Thompson (May 24)
 2016 Will Maddox (April 25), Kyle Dowdy (July 25)
 2017 Blaise Salter (April 24), Cam Gibson (May 8), Alfred Gutierrez (May 8, August 7), Anthony Castro (May 22)
 2018 Eudis Idrogo (May 14), Chance Kirby (August 27)

BA's Freitas Award

1998	West Michigan Whitecaps
2014	West Michigan Whitecaps

MWL Most Valuable Player

1997	Robert Fick
2007	Gorkys Hernandez
2014	Wynton Bernard

MiLB Larry MacPhail Award

2002	Whitecaps - MWL Award
2007	Whitecaps - MWL Award
2007	Whitecaps - MiLB Award



Records

Manager	Years	G	W	L	Pct.
Lance Parrish	2018-19	278	118	160	.424
Mike Rabelo	2017	136	91	45	.669
Andrew Graham	2014-16	415	228	187	.549
Larry Parrish	2013	139	69	70	.496
Ernie Young	2011-12	279	142	137	.509
Joe DePastino	2008-10	416	215	201	.517
Tom Brookens	2007	140	83	57	.593
Matt Walbeck	2004-06	416	231	185	.555
Phil Regan	2002-03	280	150	130	.536
Brent Gates	2001	137	65	72	.474
Bruce Fields	1997-2000	551	331	220	.601
Mike Quade	1996	138	77	61	.558
Jim Colborn	1994-95	275	141	134	.512

By Wins

Wins	Manager
331	Bruce Fields
231	Matt Walbeck
228	Andrew Graham
215	Joe DePastino
150	Phil Regan
142	Ernie Young
141	Jim Colborn
118	Lance Parrish
91	Mike Rabelo
83	Tom Brookens
77	Mike Quade
69	Larry Parrish
65	Brent Gates

By Winning Percentage

Pct.	Manager
.669	Mike Rabelo
.601	Bruce Fields
.593	Tom Brookens
.558	Mike Quade
.555	Matt Walbeck
.549	Andrew Graham
.536	Phil Regan
.517	Joe DePastino
.512	Jim Colborn
.509	Ernie Young
.496	Larry Parrish
.474	Brent Gates
.424	Lance Parrish

All-Time Coaching Staff

Coach	Year	Coach	Year	Coach	Year
Edgar Alfonzo H	2016	Bryan Goike T	1996-2000	Mike Rabelo	2017
Skeeter Barnes H	1996-1998	Andrew Graham	2014-2016	Phil Regan	2002-2003
Willie Blair P	2019-	Kevin Guthrie C	2021-	A.J. Sager P	2002-2006
Joe Boever P	1999	Eric Hall T	2008	Brian Saltzgaber H	2000-2001
Bert Bradley P	1994-1995	Mike Henneman P	2013-2014	Nelson Santovenia H	2014
Tom Brookens	2007	Mike Hessman H	2017	T.J. Saunders T	2011-2013
Ray Burris P	2007	Tim Hyers H	2002	Jason Schwartzman	2017-2018
Dustin Campbell T	2005	Tony Jaramillo H	2004-2006	Pat Serbus T	2001
Jim Colborn	1994-1995	Mark Johnson P	2008-2012, 2015-16	Rob Sonnenberg T	2002-2003
Jorge Cordova P	2017-2019	Rich Juday C	1994	Bill Springman H	2019-
Phil Clark H	2015	Gil Lopez C	1995	Brian Thorson T	1994-1995
Eddie Dennis C	2019	Steve McCatty P	1996-1998	Tim Torricelli H	1998
Joe DePastino	2008-2010	T.J. Obergfell T	2014-2016	Corey Tremble T	2009-2010
Cody Derby T	2021-	Ben Oglivie H	2011	John Vander Wal C/H	2018-2019
Benny Distefano H	2007-2009	Lance Parrish	2018-2019	Chris Vernon T	2004-2005
Mariano Duncan H	2018	Larry Parrish	2013	Chris Vick T	2019
Scott Dwyer H	2012-2013	Brayan Peña	2021-	Matt Walbeck	2004-2006
Bruce Fields	1997-2000	Jay Pierson T	2006-2007	Todd Wilke T	2002-2003
Barbaro Garbey H	2003	Mike Quade	1996	Ernie Young	2011-2012
Brent Gates	2001	Luis Quinones	2010		
Joe Georger P	2000-2001				

P = Pitching Coach - H = Hitting Coach - C = Coach - T = Trainer - Remaining are Managers

Milestone Wins

Victory	Date	Opp.	Score	Winner	Loser
1	04/09/94	at South Bend	10-9	Zongor	Bailey
100	05/29/95	at Fort Wayne	12-11 (10)	Rajotte	Gourdin
200	07/31/96	vs. South Bend	3-2	Gunther	Filbeck
300	08/13/97 (Game Two)	vs. Michigan	3-0 (7)	Romo	Welch
400	04/23/99 (Game Two)	vs. Michigan	3-2 (7)	Buller	Nannini
500	06/11/00	vs. Kane County	10-0	Van Hekken	Sauer
600	08/01/01	vs. Burlington	7-6	Stockman	Stiles
700	04/12/03	vs. Battle Creek	4-3	Graham	Garcia
800	07/09/04	vs. Fort Wayne	8-7	Rodriguez	Pence
900	08/22/05	vs. Fort Wayne	3-0	Hahn	Ekstrom
1,000	04/17/07	vs. Clinton	5-0	Cody	Ballard
1,500	08/26/13	vs. Lake County	4-1	Knebel	Davenport



WHITECAPS IN THE MAJORS

'Caps In The Majors

2021 WHITECAPS

SEASON REVIEW

OPPONENTS

HISTORY

RECORDS

DETROIT TIGERS

MEDIA

BATTERS	YEAR WITH 'CAPS	TEAM
Adames, Willy	2014	Rays (18-21)
Avila, Alex	2008	Tigers (09-15, 17), White Sox (16), Cubs (17), Diamondbacks (18-19), Twins (20), Nationals (21)
Brantly, Rob	2010-11	Marlins (12-13), White Sox (15, 17), Phillies (19), Giants (20)
Cameron, Daz	2017	Tigers (20)
Casali, Curt	2011-12	Rays (14-17), Reds (18-20), Giants (21)
Castellanos, Nick	2011	Tigers (13-19), Cubs (19), Reds (20-21)
Castro, Harold	2014	Tigers (18-21)
Garcia, Avisail	2009-10	Tigers (12-13), White Sox (13-18), Rays (19), Brewers (20-21)
Greiner, Grayson	2014	Tigers (18-21)
Hill, Derek	2015-17	Tigers (20)
Joyce, Matt	2006	Tigers (08), Rays (09-14), Angels (15), Pirates (16), Athletics (17-18), Braves (19), Marlins (20), Phillies (21)
Maybin, Cameron	2006	Tigers (07, 16, 20), Marlins (08-10, 18), Padres (12-14), Braves (15), Angels (17), Astros (17), Mariners (18), Yankees (19), Cubs (20)
McCann, James	2011	Tigers (14-18), White Sox (19-20), Mets (21)
Paredes, Isaac	2017	Tigers (20)
Perez, Hernan	2009-11	Tigers (12-15), Brewers (15-19), Cubs (20), Nationals (21)
Stewart, Christin	2015	Tigers (18-20)
Suarez, Eugenio	2012	Tigers (14), Reds (15-21)

PITCHERS	YEAR WITH 'CAPS	TEAM
Burrows, Beau	2016	Tigers (20)
Castro, Anthony	2017	Tigers (20), Blue Jays (21)
Farmer, Buck	2014	Tigers (14-21)
Funkhouser, Kyle	2017	Tigers (20)
Garcia, Bryan	2016-17	Tigers (19-21)
Green, Chad	2014	Yankees (16-21)
Hall, Matt	2016	Tigers (18-19), Red Sox (20)
Jimenez, Joe	2015	Tigers (17-20)
Knebel, Corey	2013	Tigers (14), Brewers (15-20), Dodgers (21)
Lewicki, Artie	2014-2015	Tigers (17-18), Diamondbacks (20)
Mantiply, Joe	2014	Tigers (16), Yankees (19), Diamondbacks (20)
Ryan, Kyle	2011-12	Tigers (14-17), Cubs (19-20)
Schreiber, John	2017	Tigers (19-20)
Skubal, Tarik	2018	Tigers (20-21)
Smith, Drew	2016	Mets (18, 20)
Soto, Gergory	2017	Tigers (19-21)
Speier, Gabe	2015	Royals (19-20)
Turnbull, Spencer	2015	Tigers (18-21)

-This is a list of former Whitecaps that spent all or part of the 2020 season in the Major Leagues.

Midwest League Champions

1947 - Belleville	1972 - Danville	1997 - Lansing
1948 - West Frankfort	1973 - Wisconsin Rapids	1998 - West Michigan
1949 - Paducah	1974 - Danville	1999 - Burlington
1950 - No Champion	1975 - Waterloo	2000 - Michigan
1951 - Danville	1976 - Waterloo	2001 - Kane County**
1952 - Decatur	1977 - Burlington	2002 - Peoria
1953 - Decatur	1978 - Appleton	2003 - Lansing
1954 - Danville	1979 - Quad City	2004 - West Michigan
1955 - Dubuque	1980 - Waterloo	2005 - South Bend
1956 - Paris	1981 - Wausau	2006 - West Michigan
1957 - Decatur	1982 - Appleton	2007 - West Michigan
1958 - Waterloo	1983 - Appleton	2008 - Burlington
1959 - Waterloo*	1984 - Appleton	2009 - Fort Wayne
1960 - Waterloo*	1985 - Kenosha	2010 - Lake County
1961 - Quincy	1986 - Waterloo	2011 - Quad Cities
1962 - Dubuque	1987 - Kenosha	2012 - Wisconsin
1963 - Clinton*	1988 - Cedar Rapids	2013 - Quad Cities
1964 - Fox Cities	1989 - South Bend	2014 - Kane County
1965 - Burlington*	1990 - Quad City	2015 - West Michigan
1966 - Fox Cities	1991 - Clinton	2016 - Great Lakes
1967 - Appleton	1992 - Cedar Rapids	2017 - Quad Cities
1968 - Quad City	1993 - South Bend	2018 - Bowling Green
1969 - Appleton*	1994 - Cedar Rapids	2019 - South Bend
1970 - Quincy	1995 - Beloit	2020 - No Champion (COVID-19)
1971 - Quad Cities	1996 - West Michigan	

* - No Playoff. Team with best record declared champion.

** - Playoffs canceled due to 9/11 terrorist attacks. Kane County declared champion as they held 1-0 lead over South Bend.

Milestone Debuts

Catcher George Williams became the first Whitecap to play in the Major Leagues on July 13, 1995. He played four seasons with the Athletics and Padres, experiencing his best year in 1997 (.289, 3 HR, 22 RBI). On August 31, 2012, outfielder Avisail Garcia became the 100th former Whitecap to reach the Big Leagues.

RECORDS



Former Whitecaps infielder Will Maddox broke Wynton Bernard's 2014 franchise record for base hits in a single-season with 173 in 2016. Maddox hit .339 with 28 stolen bases to help lead West Michigan to a playoff berth.



ALL-TIME STANDINGS AND RESULTS

All-Time Standings

YEAR	FIRST HALF				SECOND HALF				MANAGER	ATT.
	W-L	PCT.	POS.	GA/GB	W-L	PCT.	POS.	GA/GB		
1994	34-33	.493	6th	10.0	40-30	.571	2nd	5.0	Jim Colborn	475,212
1995	35-33	.515	2nd	1.0	32-36	.471	4th	7.0	Jim Colborn	507,989
1996	38-30	.559	1st	+3.0	39-31	.557	T-1st	0.0	Mike Quade	547,401
1997	46-17	.730	1st	+11.0	46-22	.676	1st	+11.0	Bruce Fields	536,029
1998	43-29	.597	1st	+2.0	40-28	.588	2nd	3.0	Bruce Fields	500,083
1999	29-41	.414	5th	9.0	39-31	.557	2nd	2.5	Bruce Fields	457,350
2000	44-26	.629	1st	+6.5	44-26	.629	2nd	4.0	Bruce Fields	436,751
2001	33-34	.493	3rd	6.5	32-38	.457	5th	12.5	Brent Gates	422,892
2002	41-29	.586	2nd	1.0	42-28	.600	1st	+1.0	Phil Regan	400,166
2003	37-33	.529	3rd	4.0	30-40	.429	5th	14.0	Phil Regan	361,545
2004	29-40	.420	5th	12.5	40-30	.571	1st	+1.0	Matt Walbeck	390,033
2005	33-37	.471	5th	8.0	40-30	.571	2nd	3.0	Matt Walbeck	370,153
2006	41-26	.612	1st	+1.0	48-22	.686	1st	+7.0	Matt Walbeck	356,155
2007	38-32	.543	2nd	6.0	45-25	.643	1st	+2.0	Tom Brookens	377,412
2008	37-31	.544	2nd	1.0	35-34	.507	4th	7.5	Matt Walbeck	367,532
2009	43-27	.614	2nd	2.0	38-32	.543	3rd	11.0	Joe DePastino	356,637
2010	26-43	.377	8th	18.0	36-34	.514	3rd	11.0	Joe DePastino	371,575
2011	32-37	.464	6th	8.5	38-32	.543	4th	10.0	Ernie Young	372,555
2012	36-34	.514	3rd	11.5	36-34	.514	T-4th	6.0	Ernie Young	362,554
2013	33-37	.471	4th	11.5	36-33	.522	5th	7.5	Larry Parrish	377,948
2014	41-29	.586	1st	+0.5	41-29	.586	2nd	2.0	Andrew Graham	391,653
2015	33-36	.418	6th	8.5	42-28	.600	2nd	3.0	Andrew Graham	391,055
2016	39-28	.582	2nd	1.0	32-37	.464	5th	14.5	Andrew Graham	386,416
2017	45-22	.671	1st	+5.5	46-23	.667	1st	+4.5	Mike Rabelo	383,983
2018	36-34	.514	3rd	11.5	33-36	.478	4th	10.5	Lance Parrish	386,609
2019	21-48	.304	8th	23	28-42	.400	8th	14.5	Lance Parrish	360,295
2020	0-0	.000	—	—	0-0	.000	—	—	Brayan Pena	—
Totals	943-848	.527	—	—	998-811	.552	—	—	—	10,647,983
Overall Record:	1,941-1,659 (.539)									

Playoff History

Year	Record	Results	Opponents
1994	0-2	Lost in First Round	Rockford (0-2)
1995	3-3	Lost in Second Round	Kane County (2-1), Michigan (1-2)
1996	7-2	Won Championship	Lansing (2-1), Rockford (2-0), Wisconsin (3-1)
1997	0-2	Lost in First Round	Fort Wayne (0-2)
1998	7-2	Won Championship	Michigan (2-1), Clinton (2-0), Rockford (3-1)
2000	1-2	Lost in First Round	Dayton (1-2)
2002	3-2	Lost in Second Round	Dayton (2-0), Lansing (1-2)
2004	7-3	Won Championship	Lansing (2-1), South Bend (2-0), Kane County (3-2)
2005	2-2	Lost in Second Round	Fort Wayne (2-0), South Bend (0-2)
2006	7-2	Won Championship	Fort Wayne (2-1), Lansing (2-0), Kane County (3-1)
2007	7-2	Won Championship	Lansing (2-0), South Bend (2-0), Beloit (3-2)
2008	1-2	Lost in First Round	South Bend (1-2)
2009	1-2	Lost in First Round	Great Lakes (1-2)
2010	1-2	Lost in First Round	Lake County (1-2)
2014	1-2	Lost in First Round	Fort Wayne (1-2)
2015	7-3	Won Championship	Fort Wayne (2-0), Lansing (2-1), Cedar Rapids (3-2)
2016	3-3	Lost in Second Round	South Bend (2-1), Great Lakes (1-2)
2017	1-2	Lost in First Round	Dayton (1-2)
2018	2-2	Lost in Second Round	Great Lakes (2-0), Bowling Green (0-2)
Playoff Record			61-42
First Round Record			28-22
Second Round Record			15-11
Championship Round Record			18-9
Series Record			23-13
Playoff Appearances			19
Most Consecutive Playoff Appearances			7 (2004-2010)
MWL Championship Appearances			6 ('96, '98, '04, '06, '07, '15)
MWL Championships			6 ('96, '98, '04, '06, '07, '15)

Top Ten Single-Game Attendance All-Time at Fifth Third Ballpark

NO.	ATT.	DATE	OPPONENT	PROMOTION
1.	12,171	Saturday, July 30, 2005	SW Michigan Devil Rays	Fireworks
2.	11,800	Sunday, August 27, 2000	Wisconsin Timber Rattlers	Shirt off our Back/Youth Jersey
3.	11,529	Saturday, August 23, 2003	Fort Wayne Wizards	Fireworks/Fan Appreciation
4.	11,466	Saturday, August 26, 2000	Wisconsin Timber Rattlers	Fireworks/Fan Appreciation
5.	11,096	Saturday, July 31, 2004	Peoria Chiefs	Fireworks/Thundersticks
6.	10,979	Friday, July 3, 1998	Lansing Lugnuts	Fireworks/Live Concert
7.	10,944	Sunday, August 31, 1997	Lansing Lugnuts	Posters
8.	10,908	Saturday, August 23, 1997	Beloit Snappers	Koozies/Live Concert
9.	10,854	Saturday, August 31, 2002	Wisconsin Timber Rattlers	Fireworks/Fan Appreciation
10.	10,784	Saturday, August 2, 1997	Peoria Chiefs	Foam Fingers

TEAM RECORDS



2021 WHITESAPS

SEASON REVIEW

OPPONENTS

HISTORY

RECORDS

DETROIT TIGERS

MEDIA

Top Overall Records

Wins	Year	Percentage	Year
92	1997	.702 (92-39)	1997
91	2017	.669 (91-45)	2017
89	2006	.650 (89-48)	2006
88	2000	.629 (88-52)	2000
83	'98, '02, '07	.593 (83-57)	'98, '02, '07

Top First-Half Records

Wins	Year	Percentage	Year
46	1997	.730 (46-17)	1997
45	2017	.672 (45-22)	2017
44	2000	.629 (44-26)	2000
43	2009	.614 (43-27)	2009
43	1998	.612 (41-26)	2006

Top Second-Half Records

Wins	Year	Percentage	Year
48	2006	.686 (48-22)	2006
46	'97, '17	.676 (46-22)	1997
45	2007	.667 (46-23)	2017
44	2000	.643 (45-25)	2007
42	'02, '15	.629 (44-26)	2000

Top Home Records

Wins	Year	Percentage	Year
51	2017	.729 (51-19)	2017
49	1997	.721 (49-19)	1997
45	2007	.643 (45-25)	2014
45	2014	.625 (45-27)	2007
43	5 times	.623 (43-26)	2006

Top Road Records

Wins	Year	Percentage	Year
46	2000	.683 (43-20)	1997
46	2006	.676 (46-22)	2006
44	2002	.657 (46-24)	2000
43	1997	.629 (44-26)	2002
41	1998	.606 (40-26)	2017

Top Extra Innings Records

Wins	Year	Percentage	Year
13	2017	.813 (13-3)	2017
11	'06, '14	.769 (10-3)	2015
10	'02, '05, '15	.714 (10-4)	2002
		.667 (8-4)	2009
		.647 (11-6)	2006

Top Day Records

Wins	Year	Percentage	Year
22	'97, '17	.786 (22-6)	1997
21	2014	.730 (22-9)	2017
21	1998	.656 (21-11)	2001
21	'01, '07	.645 (20-11)	2002
20	'02, '06, '18	.636 (21-12)	1998

Bold indicates 2019 season

Top Night Records

Wins	Year	Percentage	Year
70	1997	.680 (70-33)	1997
70	2000	.667 (70-35)	2006
70	2006	.657 (69-36)	2017
69	2017	.654 (70-37)	2000
63	2002	.581 (61-44)	2014

Top One-Run Records

Wins	Year	Percentage	Year
32	2002	.681 (32-15)	2002
30	1997	.667 (30-15)	1997
30	2014	.657 (23-12)	2017
28	2008	.619 (26-16)	2006
27	'05, '15	.614 (27-17)	2005

Top April Records

Wins	Year	Percentage	Year
15	2017	.789 (15-4)	1997
15	'97, '06, '08	.737 (14-5)	2009
14	'14, '18	.684 (13-6)	2000
14	'01, '03, '09	.682 (15-7)	2006
		.650 (13-7)	1995

Top May Records

Wins	Year	Percentage	Year
21	1997	.724 (21-8)	1997
20	'00, '17	.714 (20-8)	2017
19	2016	.704 (19-8)	2016
18	2002	.643 (18-10)	2002
17	2014	.607 (17-11)	2006

Top June Records

Wins	Year	Percentage	Year
19	1997	.731 (19-7)	2000
19	2000	.708 (17-7)	2017
19	2007	.703 (19-8)	1997
17	'99, '14, '17	.680 (17-8)	2014
		.679 (19-9)	2007

Top July Records

Wins	Year	Percentage	Year
23	2006	.793 (23-6)	2006
20	1997	.731 (19-7)	2017
19	'02, '14, '17	.690 (20-9)	1997
		.679 (19-9)	2014
		.655 (19-10)	2002

Top Aug./Sep. Records

Wins	Year	Percentage	Year
26	2004	.722 (26-10)	2004
24	1998	.686 (24-11)	1998
23	2010	.667 (20-10)	2002
22	2015	.656 (21-11)	1994
21	'94, '07	.639 (23-13)	2010



TEAM RECORDS

2021 WHITECAPS

SEASON REVIEW

OPPONENTS

HISTORY

RECORDS

DETROIT TIGERS

MEDIA

Average	
.274	2009
.273	1997
.268	2007
.266	2016
.264	2017
.262	2010
.257	2008
.257	2014
.256	2015
.255	2011

Home Runs	
94	2004
90	2013
86	1997
81	2012
78	1994
77	2011
74	2007
73	1999
71	1996
66	2008

Runs Batted In	
631	2009
627	1999
619	1997
590	2007
584	2000
575	2017
575	2006
573	2002
572	1998
558	1994

Runs Scored	
698	1997
696	1999
693	2009
685	2000
660	1998
650	1995
648	2007
639	1996
637	2017
637	1994

Stolen Bases	
226	1995
205	2001
197	1999
191	1994
188	1998
181	2007
175	2000
172	2016
168	1997
162	2008

Triples	
51	2002
50	2003
48	2016
48	2006
47	2018
46	2015
45	2009
43	2007
43	2004
43	1999

Wins	
92	1997
91	2017
89	2006
88	2000
83	2007
83	2002
83	1998
82	2014
81	2009
77	1996

Losses	
90	2019
77	2010
73	2003
72	2001
72	1999
70	2018
70	2013
70	2004
69	2011
69	1995

Saves	
49	2014
49	2006
47	2017
47	1997
45	1996
43	2015
43	2011
42	2016
42	2007
40	2013

Innings Pitched	
1,278.2	2014
1,263.0	2012
1,258.1	2005
1,248.0	2002
1,245.1	2009
1,237.0	2007
1,235.2	1998
1,235.2	2006
1,231.2	2004
1,221.1	2017

Earned Run Average	
2.67	1997
2.77	2017
2.96	2006
2.98	2000
3.01	1998
3.05	2014
3.29	2008
3.31	2007
3.42	1996
3.42	1994

Hits Allowed	
1,224	2012
1,214	2016
1,197	2015
1,189	2004
1,182	2005
1,172	2002
1,170	1999
1,169	2013
1,166	2019
1,166	2007

Walks	
570	1999
550	1995
547	2002
545	2001
536	2000
495	1996
484	2010
483	1994
481	2019
472	2003

Strikeouts	
1,260	2017
1,207	2014
1,177	1998
1,140	2018
1,100	2019
1,090	1996
1,081	2007
1,061	2009
1,054	2011
1,054	2001

Home Runs Allowed	
80	1999
78	2018
76	2019
76	2007
76	2005
75	1998
74	2010
73	2011
72	2017
69	2000

Bold indicates 2019 season

SINGLE-SEASON BATTING RECORDS



2021 WHITECAPS

SEASON RIVALRY

OPPONENTS

HISTORY

RECORDS

DETROIT TIGERS

MEDIA

Average*

.341	Robert Fick	1997
.339	Will Maddox	2016
.323	Wynton Bernard	2014
.317	Ronnie Merrill	2001
.320	Juan Francia	2004
.315	Gustavo Nunez	2009
.313	Scott Sollmann	1997
.312	Nick Castellanos	2011
.311	Billy Nowlin	2009
.309	James Skelton	2007

On-Base Percentage*

.429	Robert Fick	1997
.423	Scott Sollmann	1997
.415	Dane Walker	1996
.413	Jamie Johnson	2010
.407	Demond Smith	1995
.402	James Skelton	2007
.399	Bryan Pounds	2009
.398	Corey Richardson	2000
.394	Wynton Bernard	2014
.390	Billy Nowlin	2009

Slugging Percentage*

.566	Robert Fick	1997
.536	Demond Smith	1995
.501	Michael Hollimon	2006
.483	Ben Guez	2009
.483	Billy Nowlin	2009
.480	Jacques Landry	1997
.468	Mike Gerber	2015
.468	Jeremy Laster	2007
.466	Brian DuBose	1997
.461	Mike Hernandez	2006

Games

138	Brent Clevlen	2003
137	Jeff Frazier	2005
137	Victor Mendez	2003
137	Juan Tejada	2002
136	Kelly Hunt	2004
136	David Mattle	2002
135	Mike Gerber	2015
135	Eugenio Suarez	2012
135	Nick Castellanos	2011
135	Jason Knoedler	2002

At-Bats

558	Javier Betancourt	2014
546	Kelly Hunt	2004
537	Jeff Frazier	2005
530	Dominic Ficociello	2014
527	Raph Rhymes	2014
524	Ross Kivett	2015
524	Juan Tejada	2002
523	Chad Wright	2012
522	Nook Logan	2001
514	Wade Gaynor	2010

Plate Appearances

605	Jeff Frazier	2005
603	Eugenio Suarez	2012
603	Dane Walker	1996
596	Juan Tejada	2002
591	Javier Betancourt	2014
591	Chad Wright	2012
586	Ross Kivett	2015
586	Juan Francia	2002
584	Nook Logan	2001
583	Mike Gerber	2015

Hits

173	Will Maddox	2016
164	Wynton Bernard	2014
158	Nick Castellanos	2011
158	Robert Fick	1997
157	Juan Tejada	2002
154	Jeff Frazier	2005
150	Mike Gerber	2015
150	Javier Betancourt	2014
150	Kelly Hunt	2004
147	Eugenio Suarez	2012

Home Runs

21	Kelly Hunt	2004
19	Garth McKinney	2004
17	Lance Durham	2013
16	James Robbins	2011
16	Jeremy Laster	2007
16	Ryan Strieby	2007
16	Wilkin Ramirez	2005
16	Robert Fick	1997
16	Jacques Landry	1997
15	Three Tied	

Total Bases

262	Robert Fick	1997
243	Jeff Frazier	2005
241	Kelly Hunt	2004
240	Mike Gerber	2015
236	Juan Tejada	2002
225	Michael Hollimon	2006
224	Wynton Bernard	2014
224	Wade Gaynor	2010
221	Nick Castellanos	2011
219	Richard Gomez	1999

Singles

146	Will Maddox	2016
127	Scott Sollmann	1997
123	Javier Betancourt	2014
122	Jose Azocar	2016
122	Wynton Bernard	2014
118	Juan Francia	2004
116	Juan Francia	2002
115	Gustavo Nunez	2009
114	Avisail Garcia	2010
113	Justin Henry	2008

Doubles

50	Robert Fick	1997
45	Jeff Frazier	2005
39	Wade Gaynor	2010
38	Chris Wakeland	1997
36	Nick Castellanos	2011
36	Leo Daigle	1999
35	Will Allen	2016
35	Aaron Westlake	2012
35	Raph Rhymes	2014
34	Four Tied	

Triples

14	Willy Adames	2014
13	Michael Hollimon	2006
12	Richard Gomez	1999
11	Kody Kirkland	2004
11	Victor Mendez	2003
10	Mike Gerber	2015
10	Gustavo Nunez	2009
10	Jordan Newton	2008
10	David Mattle	2002
10	Ryan Grimmett	1998

Runs

100	Robert Fick	1997
97	Dane Walker	1996
94	Juan Francia	2002
91	Wynton Bernard	2014
91	Wade Gaynor	2010
89	Richard Gomez	1999
89	Scott Sollmann	1997
87	Brent Wyatt	2009
84	Gorkys Hernandez	2007
83	Juan Tejada	2002

Runs Batted In

106	Juan Tejada	2002
102	Kelly Hunt	2004
91	Antuan Bunkley	1998
90	Robert Fick	1997
86	Brennan Boesch	2007
86	Matt Joyce	2006
82	Duane Filchner	1996
81	Jeff Frazier	2005
81	Richard Gomez	1999
80	Wade Gaynor	2010

Extra-Base Hits

69	Robert Fick	1997
61	Jeff Frazier	2005
57	Michael Hollimon	2006
54	Mike Gerber	2015
53	Wade Gaynor	2010
53	Ben Guez	2009
51	Kody Kirkland	2004
51	Juan Tejada	2002
49	Kelly Hunt	2004
48	Lance Durham	2013

*Minimum of 378 plate appearances to qualify for batting leader
Bold indicates 2019 Whitecap



SINGLE-SEASON BATTING RECORDS

2021 WHITECAPS

SEASON REVIEW

OPPONENTS

HISTORY

RECORDS

DETROIT TIGERS

MEDIA

OPS (On-Base + Slug)*

.995	Robert Fick	1997
.887	Michael Hollimon	2006
.873	Billy Nowlin	2009
.851	Brian DuBose	1997
.850	James Skelton	2007
.844	Cameron Maybin	2006
.836	Wynton Bernard	2014
.841	Richard Gomez	1999
.822	Mike Gerber	2015
.822	Juan Tejeda	2002

Stolen Bases

67	Nook Logan	2001
66	Richard Gomez	1999
64	Pedro Santana	1998
54	Gorkys Hernandez	2007
53	Juan Francia	2002
52	Jason McDonald	1994
51	Jose Castro	1995
48	Ryan Grimmatt	1998
45	Wynton Bernard	2014
45	Gustavo Nunez	2009

Walks

112	Dane Walker	1996
98	Jamie Johnson	2010
94	Corey Richardson	2000
92	Andres Torres	1999
86	Alex Miranda	1996
81	Jason McDonald	1994
79	Scott Sollman	1997
77	Michael Hollimon	2006
76	Jose Castro	1995
75	Two Tied	

BB/K Ratio*

1.49	Dane Walker	1996
1.48	Don Kelly	2002
1.34	Pedro Cotto	2006
1.29	Jamie Johnson	2010
1.22	Justin Henry	2008
1.22	Scott Sizemore	2007
1.14	Tony Giarratano	2004
1.11	Ramon Hernandez	1996
1.04	Jason Krizan	2012
1.04	James Skelton	2007

Hitting Streaks

32	Robert Fick	1997
21	Devon Travis	2013
19	Vince Blue	2004
18	Brent Wyatt	2009
17	Dominic Ficociello	2014
17	Jeff Rowland	2010
17	Juan Francia	2004
17	Juan Gonzalez	2003
17	Antuan Bunkley	1998
16	Rob Brantly	2010

At-Bats Per K*

14.52	Pedro Cotto	2006
13.19	Justin Henry	2008
11.38	Don Kelly	2002
9.55	Will Rhymes	2006
9.39	Juan Francia	2004
8.78	Steve Young	2005
7.94	Ross Kivett	2015
7.79	Ron Bush	1999
7.69	Chad Wright	2012
7.69	Antuan Bunkley	1998

Caught Stealing

25	Gustavo Nunez	2009
23	Jason McDonald	1994
20	Jose Castro	1995
19	Wynton Bernard	2014
19	Juan Francia	2004
19	Nook Logan	2001
19	Emil Brown	1995
18	Andres Torres	1999
16	Vicente Francisco	1994
14	Four Tied	

Strikeouts

175	Garth McKinney	2004
158	James Robbins	2011
151	Neil Jenkins	2000
149	Kody Kirkland	2004
145	Jason Knoedler	2002
144	Luis Sabino	2004
143	Wilkin Ramirez	2005
141	Jeremy Laster	2007
137	Alex Steele	1998
136	Lance Durham	2013

Runs Per Game*

.82	Robert Fick	1997
.76	Clete Thomas	2005
.76	Dane Walker	1996
.74	Scott Sollman	1997
.73	Gustavo Nunez	2009
.73	Juan Francia	2002
.72	Brian DuBose	1997
.71	Derek Hill	2016
.70	Ramon Santiago	2000
.70	Wynton Bernard	2014

Walk Average* (BB/PA)

.235	Dane Walker	1996
.226	Andres Torres	1999
.208	Alex Miranda	1996
.207	Corey Richardson	2000
.200	Jason McDonald	1994
.191	Alex Miranda	1995
.185	Jose Castro	1995
.184	Brian DuBose	1997
.176	Jamie Johnson	2010
.175	Luis Sabino	2005

At-Bat Per HR*

18.00	Eric Munson	1999
21.68	Garth McKinney	2004
23.06	Jacques Landry	1997
23.87	Brian DuBose	1997
24.44	Jeremy Laster	2007
24.76	Lance Durham	2013
26.00	Kelly Hunt	2004
26.30	Derrick White	1996
26.85	Mike Hernandez	2006
27.00	Jake Stewart	2013

Intentional Walks

11	Robert Fick	1997
8	Juan Tejeda	2002
7	Jordan Lennerton	2009
7	David Mattle	2002
6	Michael Hollimon	2006
6	Ben Grieve	1995
6	Alex Miranda	1995
5	Scott Sollman	1997
5	Chris Wakeland	1997
5	Duane Filchner	1996

Hit By Pitches

23	Brent Wyatt	2009
20	Billy Nowlin	2009
19	Ryan Neill	2001
15	Eugenio Suarez	2012
15	Corey Jones	2010
15	Jake Anthony	2000
13	Jared Reaves	2013
13	Joe Tucker	2008
13	Kody Kirkland	2004
12	Six Tied	

RBI Per Game*

.77	Juan Tejeda	2002
.75	Kelly Hunt	2004
.75	Brian DuBose	1997
.74	Robert Fick	1997
.72	Mike Hernandez	2006
.71	Antuan Bunkley	1998
.70	Matt Joyce	2006
.69	Billy Nowlin	2009
.68	Three Tied	

Errors

46	Neil Jenkins 3B	2000
45	Jon Valenti 3B, SS	1996
41	Audy Ciriaco SS	2008
39	Carlos Jimenez SS	1999
37	Jeff D'Amico 3B, SS	1995
37	Juan Francia 2B	2002
35	Hernan Perez SS	2010
33	Wenceel Perez, SS	2019
33	Matt Boone 3B	1999
33	Ron Bush 2B, SS	1999

*Minimum of 378 plate appearances to qualify for batting leaders

Bold indicates 2019 Whitecap

SINGLE-SEASON PITCHING RECORDS



2021 WHITESAPS

SEASON RANKING

OPPONENTS

HISTORY

RECORDS

DETROIT TIGERS

MEMO

Wins

16	Jon Connolly	2003
16	Andy Van Hekken	2000
15	Chad Petty	2002
15	Dave Borkowski	1997
15	Clay Bruner	1997
14	Six Tied	

Losses

13	Trevor Feeney	2010
13	Shane Loux	1998
12	Fernando Perez	2015
12	Mark Woodyard	2001
12	Bobby Sismondo	1999
11	Eight Tied	

Winning Percentage*

.857	Alfredo Figaro	2008
.842	Jon Connolly	2003
.833	Austin Kubitzka	2014
.833	Dave Borkowski	1997
.833	Clay Bruner	1997
.824	Burke Badenhop	2006
.800	Calvin Chipperfield	2000
.786	Spencer Turnbull	2015
.737	Jon Kibler	2008
.727	Jonathon Crawford	2014

Innings Pitched

184.2	Trevor Feeney	2010
174.2	Nate Cornejo	1999
172.0	Alan Webb	1998
169.1	Bobby Sismondo	1999
171.1	Erik Averill	2006
171.0	Burke Badenhop	2006
168.1	Virgil Vasquez	2004
166.1	Jordan Tata	2004
166.1	Kevin McDowell	2002
166.1	Clay Bruner	1997

Earned Run Average*

1.41	Jon Connolly	2003
1.75	Jon Kibler	2008
1.96	Craig Quintal	1997
2.05	Alfredo Figaro	2008
2.13	Calvin Chipperfield	2000
2.27	Kevin Ziomek	2014
2.28	Derek Manning	1994
2.34	Austin Kubitzka	2014
2.38	Clay Bruner	1997
2.45	Andy Van Hekken	2000

Games Started

29	Trevor Feeney	2010
29	Scott Rivette	1996
28	Kyle Ryan	2012
28	Luke Putkonen	2009
28	Erik Averill	2006
28	Jordan Tata	2004
28	Matt Coenen	2002
28	Chad Petty	2002
28	Nate Cornejo	1999
28	Shane Loux	1998

Complete Games

5	Jon Connolly	2003
4	Nate Cornejo	1999
4	Dave Borkowski	1997
3	Several Tied	

Games

62	Greg Watson	2000
59	Anthony Tomey	2005
58	John Birtwell	2002
56	Brett Jensen	2007
55	Juan Figueroa	2003
55	Jordan Gerck	2003
55	Mike Kobow	2002
54	Eulogio De la Cruz	2004
52	Four Tied	

Shutouts

3	Calvin Chipperfield	2000
2	Giovanni Soto	2010
2	Alfredo Figaro	2008
2	Ramon Garcia	2006
2	Jon Connolly	2003
2	Chad Petty	2002
2	Craig Johnson	1998
2	Alan Webb	1998
2	Dave Borkowski	1997
2	Clay Bruner	1997
2	Craig Quintal	1997

Runs

96	Shane Loux	1998
94	Chris Steinborn	2004
89	Erik Averill	2006
87	Nate Cornejo	1999
86	Bobby Sismondo	1999
85	Kyle Ryan	2012
85	Trevor Feeney	2010
85	Lauren Gagnier	2007
85	Lee Rodney	2001
83	Two Tied	

Earned Runs

81	Shane Loux	1998
78	Brandon Hamilton	2009
75	Edgar De La Rosa	2013
73	Lauren Gagnier	2007
73	Andrew Kown	2005
72	Brian Rogers	2004
72	Mark Woodyard	2001
72	Nate Cornejo	1999
71	Three Tied	

Hits

216	Trevor Feeney	2010
184	Shane Loux	1998
176	Kyle Ryan	2012
173	Chris Steinborn	2004
173	Nate Cornejo	1999
171	Erik Averill	2006
170	Burke Badenhop	2006
168	Tim Kubinski	1994
167	Jordan Tata	2004
163	Brian Rogers	2004

Walks

78	Humberto Sanchez	2003
77	Chad Petty	2002
72	Andy Smith	1995
70	Lee Rodney	2001
69	Mark Woodyard	2001
69	Juan Moreno	1996
68	Jordan Tata	2004
68	Jason Moates	2002
68	Andy Smith	1996
67	Nate Cornejo	1999

Strikeouts

202	Alan Webb	1998
160	Duane Below	2007
152	Kevin Ziomek	2014
151	Calvin Chipperfield	2000
149	Lee Rodney	2001
142	Scott Rivette	1996
141	Matt Coenen	2002
140	Austin Kubitzka	2014
135	Bobby Sismondo	1999
135	Clay Bruner	1997

Home Runs

15	Alfred Gutierrez	2017
15	Dave Borkowski	1997
14	Virgil Vasquez	2004
14	Craig Johnson	1998
14	Lee Rodney	2001
14	Lauren Gagnier	2007
13	Victor Larez	2010
13	Shane Loux	1998
13	Andrew Kown	2005
12	Five Tied	

*Minimum of 112 innings pitched to qualify for pitching leaders

Bold indicates 2019 Whitecap



SINGLE-SEASON PITCHING RECORDS

2021 WHITECAPS

SEASON REVIEW

OPPONENTS

HISTORY

RECORDS

DETROIT TIGERS

MEDIA

Saves		
35	Francisco Cordero	1997
31	Mike Kobow	2002
30	Greg Watson	2000
28	Orlando Perdomo	2006
28	Jose Castillo	1998
28	Bob Kazmirski	1996
23	Brett Jensen	2007
19	Four Tied	

Wild Pitches		
19	Todd Weinberg	1995
17	Nathan Newman	2010
16	Brian McGowan	1999
15	Lauren Gagnier	2007
15	Dallas Trahern	2005
15	Jordan Tata	2004
15	Shane Heams	1999
14	Five Tied	

Strikeouts/9 IP*		
11.12	Kevin Ziomek	2014
10.57	Alan Webb	1998
9.89	Duane Below	2007
9.62	Austin Kubitza	2014
9.46	Calvin Chipperfield	2000
9.05	Alfred Gutierrez	2017
8.97	Scott Baldwin	1994
8.91	Kevin Mlodik	1996
8.65	Elvin Rodriguez	2018
8.63	Chad Green	2014

Reliever Points		
115	Francisco Cordero	1997
93	Mike Kobow	2002
90	Greg Watson	2000
82	Jose Castillo	1998
80	Orlando Perdomo	2006
80	Bob Kazmirski	1996
77	Brett Jensen	2007
63	Ian Ostlund	2003
59	Joe Jimenez	2015
59	Mike Steele	2001

Opp. Batting Average*		
.181	Alan Webb	1998
.186	Calvin Chipperfield	2000
.190	Jon Kibler	2008
.201	Kevin Ziomek	2014
.202	Austin Kubitza	2014
.212	Jon Connolly	2003
.213	Alfred Gutierrez	2017
.213	Derek Manning	1994
.217	Scott Baldwin	1994
.218	Alfredo Figaro	2008

WHIP*		
0.87	Jon Kibler	2008
0.98	Alfred Gutierrez	2017
0.98	Alan Webb	1998
1.00	Jon Connolly	2003
1.02	Craig Johnson	1998
1.05	Derek Manning	1994
1.05	Craig Quintal	1997
1.05	Alfredo Figaro	2008
1.06	Dave Borkowski	1997
1.07	Ross Seaton	2015

Walks/9 IP*		
1.07	Trevor Feeney	2010
1.09	Ross Seaton	2015
1.17	A.J. Ladwig	2015
1.20	Craig Johnson	1998
1.60	Wilsen Palacios	2012
1.63	Burke Badenhop	2006
1.64	Kyle Ryan	2012
1.64	Alfred Gutierrez	2017
1.70	Dave Borkowski	1997
1.78	Craig Quintal	1997

Strikeouts/Walks*		
5.59	Trevor Feeney	2010
5.52	Alfred Gutierrez	2017
5.38	Ross Seaton	2015
5.27	Craig Johnson	1998
4.72	A.J. Ladwig	2015
4.46	Chad Green	2014
4.25	Marcelo Carreno	2012
4.00	Burke Badenhop	2006
3.94	Jon Kibler	2008
3.62	Kyle Ryan	2012

Hits/9 IP*		
5.76	Alan Webb	1998
5.95	Calvin Chipperfield	2000
6.01	Jon Kibler	2008
6.51	Kevin Ziomek	2014
6.73	Austin Kubitza	2014
6.81	Jonathon Crawford	2014
6.94	Jon Connolly	2003
7.01	Derek Manning	1994
7.20	Alfred Gutierrez	2017
7.21	Scott Baldwin	1994

*Minimum of 112 innings pitched to qualify for pitching leaders

Reliever Points = three points per save + two points per win - two points per loss

Bold indicates 2019 Whitecap

Throwing Up Zeros

The 2017 West Michigan Whitecaps posted a banner year in large part because of their pitching. A staff exposed to constant change throughout the season held the lowest ERA among Midwest League teams at a combined 2.77 — also ranking as the lowest of any full-season team in Minor League Baseball. The year began with the team throwing three consecutive shutouts, and holding opponents scoreless for the first 32 straight innings to begin the season. The 28 shutouts the club recorded during that season smashed the previous record held by the Quad Cities Angels (23) set in 1974. The performances featured a number of pitchers ranked among the Detroit Tigers top prospects at that time, including Matt Manning, Greg Soto, and Kyle Funkhouser, who started on the mound in eight of those 28 shutouts.

Season Records

Most .300 Hitters	2 (1997, 2009)
Most At-Bats	4,817 (2014)
Most Hits	1,316 (2009)
Most Doubles	267 (2009)
Most Consecutive Games With Home Runs	8 (2x... 2004 & 2012)
Most Total Bases	1,862 (2009)
Highest Slugging Percentage	.404 (1997)
Most Bases On Balls	653 (1996)
Most Sacrifice Flies	61 (2009)
Highest Fielding Percentage	.978 (2009)
Fewest Errors	117 (2016)
Most Consecutive Errorless Games	7 (2009)
Most Errors	231 (1995)
Most Double Plays	143 (2004)
Most Complete Games	13 (1998)
Most Shutouts	28 (2017)

ALL-TIME HIGHS AND LOWS



Whitecaps

At-Bats, 9-Inning Game.....	51, 5/30/00 vs. DAY
At-Bats, Extra Inning Game.....	73, 7/11/05 @ CLI
Runs, Game.....	21, 8/8/10, @ DAY
Runs, Inning.....	13, 1st, 7/5/09 vs. DAY
Hits, Game.....	25, (2x) Most Recent, 6/16/17 @ LAN
Doubles.....	11, 6/16/17 @ LAN
Triples.....	3 (16x), Most Recent, 6/29/15 vs. BG
Home Runs at home.....	5, 6/1/04 vs. FW
Home Runs on road.....	5 (3x), Most Recent, 6/26/03 (Gm 1) @ CLI
Extra-Base Hits.....	11, 6/16/17 @ LAN
Runs Batted In.....	20, 7/5/09 vs. DAY
Stolen Bases.....	8 (3x), Most Recent, 5/17/07 @ QC
Left On Base.....	21, 5/16/12 @ GL
Errors.....	8 (2x), Most Recent, 4/29/08 @ WIS
Strikeouts.....	24, 4/7b/17 vs. SB
Strikeouts, 9-inn. Game.....	20, 9/1/12 vs. DAY
Walks.....	15, 4/6/00 vs. FW
Double Plays.....	6, 7/14/01 @BEL
Hit By Pitch.....	6, 5/2/08 vs. QC
Intentional Walks.....	3, 7/18/09 vs. KC
Consecutive Games with HR.....	8 (2x), 5/4/04-5/12/04, 6/10/12-6/17/12

Opponents

At-Bats, 9-Inning Game.....	49, 6/5/09 vs. GL
At-Bats, Extra Inning Game.....	67, 6/27/96 @ BEL
Runs, Game.....	18 (4x), Most Recent, 8/12/03 @ BC
Runs, Inning.....	11, 5/18/96 @ LAN
Hits, Game.....	21 (2x), 6/21/02 vs. QC, 8/31/10 vs. GL
Doubles.....	8 (2x), 8/12/03 @ BC, 8/31/10 vs. GL
Triples.....	4, 7/6/97 @ LAN
Home Runs.....	4 (8x), Most Recent, 8/4/17 @ FW
Extra-Base Hits.....	10, 8/4/17 @ FW
Runs Batted In.....	17 (4x), Most Recent 5/12/14 @ GL
Stolen Bases.....	9, 5/30/01 vs. WIS
Left On Base.....	23, 7/22/16 vs. PEO
Errors.....	6 (8x), Most Recent, 4/8/16 @ SB
Strikeouts.....	20, 7/9/05 @ CLI
Walks.....	14, 4/24/94 @ CR
Double Plays.....	6, 4/23/11 vs. LAN
Hit By Pitch.....	4 (2x), 8/17/03 vs. PEO, 7/11/10 vs. LC
Intentional Walks.....	3, 5/21/02 vs. CLI

Individual Batting

At-Bats, 9-Inning Game.....	7 (Several Times), Most Recent, Corey Jones & Michael Rockett, 8/8/10 @ DAY
At-Bats, Extra-Inning Game.....	9 (5x), Most Recent Derek Hill, 7/22/16 vs. PEO
Runs.....	5, Wynton Bernard, 7/25/14 @ CLI
Hits.....	6, Nick McIntyre, 6/29/05 @ DAY
Extra-Base Hits.....	4 (5x), Most Recent, Raph Rhymes, 7/1/14 vs. LAN
Total Bases.....	12 (3x), Michael Hollimon, 7/17/06 @ BEL
Doubles.....	3 (16x), Most Recent, Josh Lester, 6/16/17 @ LAN
Triples.....	2 (16x), Most Recent, Derek Hill, 7/16/17 vs. QC
Home Runs.....	3, Michael Hollimon, 7/17/06 @ BEL
Consecutive Games w/HR.....	4 (2x), Antonio McKinney, 4/27/00-4/30/00, Garth McKinney, 5/4/04-5/8/04
Runs Batted In.....	8, Jeremy Laster, 8/8/07 @ CLI
Consecutive Games w/RBI.....	7, (2x), Chad Stevenson, 5/16/97-5/29/97, Bryan Pounds, 4/22/09-4/28/09
Longest Hitting Streak, Season.....	32, Robert Fick, 4/4/97-5/17/97
Stolen Bases.....	4 (4x), Most Recent, Juan Francia, 8/2/02 vs. DAY
Strikeouts, 9-Inning Game.....	5 (5x), Most Recent, Will Allen, 7/22/16 vs. PEO
Strikeouts, Extra Inning Game.....	5 (5x), Most Recent, Blaise Salter, 4/7b/17 vs. SB
Walks.....	5, Derek Mitchell, 6/23/97 vs. QC
Hit By Pitch.....	4, Casper Wells, 5/2/08 vs. QC

Bold indicates record broken or tied in 2019

2021 WHITECAPS

SEASON REVIEW

OPPONENTS

HISTORY

RECORDS

DETROIT TIGERS

MEDIA



ALL-TIME HIGHS AND LOWS

2021 WHITECAPS

SEASON REVIEW

OPPONENTS

HISTORY

RECORDS

DETROIT TIGERS

MEDIA

Individual Pitching

Innings Pitched, Starter.....	10, Craig Quintal, 8/22/97 vs. BEL
Innings Pitched, Reliever.....	8.0 (2x), Michael Howell, 8/21/03 vs. FW, Matt Hoffman, 5/1/09 @ CED
Hits.....	14 (3x), Most Recent, Brian Rogers, 8/30/04 vs. LAN
Runs.....	11, Shane Loux, 5/18/99 @ MI
Earned Runs.....	10 (5x), Most Recent, Endrys Briceno, 8/16/13 vs. LAN
Strikeouts.....	15, Alan Webb 8/26/98 @ BEL
Walks.....	8 (3x), Most Recent, Dayle Campbell, 8/8/01 @ WIS
Wild Pitches.....	5, Luke French, 8/28/05 @ PEO
Balks.....	3, Jason Moates, 7/3/02 vs. BEL
Hit Batsmen.....	4, Jason Moates, 7/8/02 @ KC
Home Runs Allowed.....	4, Alfred Gutierrez, 5/30/17, @ GL
Fewest Hits Allowed, 9-inn. Complete Game.....	0 (2x), Most Recent, Tommy Marx, 6/10/00 vs. KC
Consecutive Scoreless Innings, Starter.....	31.1, Greg Romo, 5/10/98-5/31/98
Consecutive Scoreless Innings, Reliever.....	30.1, John Schreiber, 6/11/17-8/10/17
Consecutive Innings w/o allowing an ER, Starter.....	31.1, Greg Romo, 5/10/98-5/31/98
Consecutive Innings w/o allowing an ER, Reliever.....	40.1, John Schreiber, 6/11/17-9/3/17
Consecutive Scoreless Relief Appearances.....	22, Ian Ostlund, 5/6/03-7/13/03
Consecutive Saves Converted.....	22 (2x), Jose Castillo, 5/23/98 - 9/7/98 & Greg Watson, 5/13/00-7/23/00
Consecutive Quality Starts.....	13, Jordan Tata, 6/26/04-9/1/04
Longest Winning Streak.....	12, Jon Connolly, 4/11/03-6/21/03
Longest Losing Streak.....	10, Jade Todd, 8/25/09-7/20/11

Team Miscellaneous

Most Games Above .500 in a half.....	29 (46-17) , 6/15/97
Most Games Under .500 in a half.....	27 (21-48), 6/16/19
Longest Winning Streak.....	12 (2x), 7/14/99-7/25/99, 8/5/10-8/16/10
Longest Losing Streak.....	12, 4/21/11-5/1/11
Longest Home Winning Streak.....	10 (2x), Most Recent: 5/28/14-6/19/14
Longest Road Winning Streak.....	11, 7/28/10-8/21/10
Longest Home Losing Streak.....	8, 4/25/99-5/11/99
Longest Road Losing Streak.....	9, 7/22/94-7/30/94
Longest Game, Innings.....	18, 5/5/14 vs. LC
Longest Game, Time.....	6:02, 7/22/16 vs. PEO
Longest 9-Inning Game.....	3:56 (2x), 7/28/10 @ LC, 8/8/10 @ DAY
Shortest Game, Time.....	1:19, 5/10/03 (5 Inn.) @ CR
Shortest 9-Inning Game.....	1:36, 6/24/04 @ BUR
Largest Margin of Victory.....	18, (19-1) 6/1/14 @ FW
Largest Margin of Defeat.....	16, (17-1) 5/12/14 @ GL
Largest Deficit Overcome.....	8, 5/10/09 vs. CLI
Largest Lead Surrendered.....	8 (3x), 4/9/94 @ SB, 6/2/97 vs. FW, 6/22/97 @ BUR
Fewest Hits, Game.....	0 (8x), Most Recent, 6/21b/19 @ LC
Fewest Hits Allowed, Game.....	0 (4x), Most Recent, 6/13/00 vs. KC
Grand Slams, Season.....	2 (3x), 2006 & 2011 & 2012
Inside the Park HR, Season.....	2, 2015 - Joey Pankake, 5/14/15 vs. BG & A.J. Simcox, 8/29/15 vs. LAN
Back-to-Back HR, Season.....	4, 2007; Most Recent, Gorkys Hernandez & James Skelton, 7/31/07 vs. PEO
HR in an Inning.....	3 (4x), Most Recent, 8th, 7/18/13 @ BUR
Game-ending HR, Season.....	3 (2x), 1995 & 2012
Game-ending Hits, Season.....	8 (2x), 2002 & 2013
Hit for the Cycle, Season.....	2, Mike Hernandez, 6/8/06 @ FW, 7/25/06 vs. PEO

Attendance

Largest Home Crowd.....	12,171, 7/30/05 vs. SWM
Smallest Home Crowd.....	940, 4/11/11 vs. GL
10,000+ crowds.....	50, Most Recent, 10,018, 7/11/15 vs. BG
Largest Road Crowd.....	14,124, 8/9/00 @ KC
Smallest Road Crowd.....	134, 4/21/94 @ SPR
Largest Home Attendance, Four-Game Series.....	40,643, 8/24/00 - 8/27/00 vs. WIS
Largest Road Attendance, Four-Game Series.....	42,326, 8/19/00 - 8/22/00 @ KC
Largest Home Attendance, Three-Game Series.....	27,295, 6/11/97 - 6/13/97 vs. LAN
Largest Road Attendance, Three-Game Series.....	26,784, 8/1/08-8/3/08 @ KC
Largest Home Attendance, Two-Game Series.....	19,617, 7/11/97-7/12/97 vs. SB
Largest Road Attendance, Two-Game Series.....	19,330, 5/18/96 - 5/19/96 @ LAN

Bold indicates record broken or tied in 2019

BATTING/PITCHING YEAR-BY-YEAR



Batting

YEAR	AVG.	G	AB	R	H	2B	3B	HR	RBI	BB	SO	SB	CS	SLG.	OBP.
1994	.248	139	4,508	637	1,116	245	35	78	558	596	1,023	191	112	.369	.342
1995	.232	136	4,304	650	1,000	192	24	57	533	606	996	226	96	.328	.335
1996	.249	138	4,559	639	1,133	199	29	71	551	653	920	117	67	.352	.346
1997	.273	131	4,505	698	1,229	249	42	86	619	455	980	168	67	.404	.345
1998	.251	140	4,705	660	1,182	250	40	55	572	445	1,078	188	63	.356	.322
1999	.253	140	4,688	696	1,186	260	43	73	627	521	1,091	197	73	.374	.333
2000	.253	140	4,592	685	1,160	179	32	57	584	545	1,073	175	50	.343	.340
2001	.250	138	4,610	616	1,152	204	37	60	524	506	1,009	205	78	.349	.332
2002	.249	140	4,677	634	1,165	216	51	48	573	541	1,067	148	54	.348	.332
2003	.243	140	4,527	570	1,100	188	50	65	495	496	965	119	63	.350	.323
2004	.254	139	4,715	619	1,198	223	43	94	551	372	1,190	117	64	.379	.319
2005	.251	140	4,772	600	1,200	240	32	65	527	419	1,108	111	59	.356	.319
2006	.254	137	4,666	620	1,186	222	48	81	575	508	1,066	123	52	.374	.331
2007	.268	140	4,726	648	1,268	243	43	74	590	437	893	181	70	.385	.335
2008	.257	137	4,610	581	1,187	198	36	66	522	444	928	162	64	.359	.328
2009	.274	140	4,804	693	1,316	267	45	63	631	441	1,001	129	66	.388	.345
2010	.262	139	4,718	609	1,235	243	41	53	540	444	1,049	81	44	.364	.333
2011	.255	139	4,619	550	1,176	207	19	77	497	391	1,044	82	35	.358	.318
2012	.249	140	4,768	610	1,187	256	35	81	554	459	946	92	43	.368	.320
2013	.253	139	4,620	591	1,169	227	35	90	551	456	1,093	113	56	.376	.326
2014	.257	140	4,817	574	1,237	210	36	57	500	403	970	116	67	.351	.319
2015	.256	139	4,610	569	1,181	201	46	48	495	412	986	129	41	.351	.322
2016	.266	137	4,655	576	1,236	206	48	25	500	353	937	172	54	.347	.320
2017	.264	136	4,613	637	1,218	243	36	61	575	451	988	102	48	.372	.334
2018	.237	139	4,464	525	1,060	212	47	53	477	447	1,167	117	63	.342	.312
2019	.239	139	4,512	551	1,078	189	25	65	475	439	1,197	109	60	.335	.312
2020	-	-	-	-	-	-	-	-	-	-	-	-	-	-	-
TOT.		3,602	120,364	16,038	30,555	5,769	998	1,703	14,196	12,240	26,765	3,670	1,609		
AVG.	.254	139	4,629	617	1,175	222	38	66	546	471	1,029	141	62	.359	.328

Pitching

YEAR	W-L	ERA	G	CG	SHO	SV	IP	H	R	ER	HR	HB	BB	SO	WP	BK
1994	74-65	3.42	139	3	8	36	1,220.0	1,103	577	464	61	57	483	971	61	42
1995	67-69	3.95	136	1	9	36	1,174.2	1,146	664	515	62	81	550	893	83	26
1996	77-61	3.42	138	0	9	45	1,219.0	1,121	561	463	62	43	495	1,090	52	24
1997	92-39	2.67	131	11	13	47	1,169.1	984	456	347	57	53	386	916	79	15
1998	83-57	3.01	140	13	14	36	1,235.2	1,056	511	413	75	61	359	1,177	58	11
1999	68-72	4.04	140	10	9	30	1,219.2	1,170	682	548	80	65	570	1,033	111	23
2000	88-52	2.98	140	9	19	40	1,218.2	1,023	502	404	69	70	536	975	50	5
2001	65-72	3.72	138	3	15	34	1,214.2	1,121	609	502	69	76	545	1,054	109	22
2002	83-57	3.43	140	5	8	39	1,248.0	1,172	571	475	56	72	547	1,010	107	19
2003	67-73	3.54	140	7	12	35	1,201.0	1,146	583	473	52	68	472	933	80	9
2004	69-70	3.52	139	5	10	36	1,231.2	1,189	565	482	68	81	413	964	95	6
2005	73-67	3.63	140	5	8	37	1,258.1	1,182	604	507	76	63	414	942	94	7
2006	89-48	2.96	137	6	15	49	1,235.2	1,115	492	407	64	59	325	962	70	3
2007	83-57	3.31	140	3	7	42	1,237.0	1,166	535	455	76	48	359	1,081	75	7
2008	72-65	3.29	137	7	10	24	1,208.1	1,072	544	442	63	56	459	1,005	110	22
2009	81-59	3.61	140	2	15	38	1,245.1	1,134	560	500	61	56	418	1,061	62	8
2010	62-77	4.05	139	4	9	29	1,216.2	1,261	625	548	74	60	484	974	99	9
2011	70-69	3.68	139	4	8	43	1,214.0	1,140	574	497	73	67	442	1,054	107	15
2012	72-68	3.53	140	2	10	36	1,263.0	1,224	576	496	67	48	377	1,007	73	7
2013	69-70	3.62	139	1	10	40	1,214.1	1,169	605	489	61	50	448	976	93	19
2014	82-58	3.05	140	0	10	49	1,278.2	1,143	513	434	59	56	389	1,207	78	4
2015	75-64	3.48	139	2	8	43	1,219.0	1,197	544	472	56	65	371	1,020	72	10
2016	71-65	3.49	137	3	8	42	1,217.0	1,214	538	472	60	66	369	1,050	92	9
2017	91-45	2.77	136	3	28	47	1,221.1	1,013	438	376	72	57	358	1,260	60	5
2018	69-70	3.46	139	2	9	38	1,194.1	1,143	562	459	78	77	428	1,140	84	8
2019	49-90	4.27	139	0	7	29	1,182.1	1,166	661	561	76	73	481	1,100	111	7
2020	-	-	-	-	-	-	-	-	-	-	-	-	-	-	-	-
TOT.	1,941-1,659		3,602	111	288	1,000	31,752.1	29,570	14,652	12,201	1,727	1,628	11,478	26,855	2,165	342
AVG.	75-64	3.46	139	4	11	38	1,221.1	1,137	564	469	66	63	442	1,033	83	13

2021 WHITECAPS

SEASON REVIEW

OPPONENTS

HISTORY

RECORDS

DETROIT TIGERS

MEDIA



BATTING LEADERS YEAR-BY-YEAR

Batting Leaders

Year	Batting Average	Home Runs	Runs Batted In	Stolen Bases
1994	M. Moore, .274	W. Morales, 13	D. Cromer, 58	J. McDonald, 52
1995	B. Grieve, .261	A. Miranda, 8	E. Brown, 67	J. Castro, 51
1996	D. Walker, .277	R. Hernandez, 12	D. Filcher, 82	M. Encarnacion, 23
1997	R. Fick, .341	R.Fick/J. Landry, 16	R. Fick, 90	S. Sollmann, 40
1998	A. Zapata, .298	A. Zapata, 11	A. Bunkley, 91	P. Santana, 64
1999	R. Gomez, .303	E. Munson, 14	R. Gomez, 81	R. Gomez, 66
2000	A. McKinney, .278	N. Jenkins, 13	C. Ross, 68	C. Richardson, 41
2001	R. Merrill, .317	F. Johnson, 15	M. Walker, 65	N. Logan, 67
2002	J. Tejada, .300	J. Tejada, 11	J. Tejada, 106	J. Francia, 53
2003	M. Rabelo, .274	B. Clevlen, 12	B. Clevlen/V. Mendez, 63	J. Francia, 31
2004	J. Francia, .320	K. Hunt, 21	K. Hunt, 102	J. Francia, 37
2005	N. McIntyre, .303	W. Ramirez, 16	J. Frazier, 81	W. Ramirez, 21
2006	C. Maybin, .304	M. Holliman, 15	M. Joyce, 86	C. Maybin, 27
2007	J. Skelton, .309	J. Laster/R. Strieby, 16	B. Boesch, 86	G. Hernandez, 54
2008	J. Henry, .295	K. Kaiser, 11	K. Kaiser, 51	K. Peter, 42
2009	G. Nunez, .315	B. Nowlin, 13	B. Nowlin, 77	G. Nunez, 45
2010	W. Gaynor, .286	W. Gaynor, 10	W. Gaynor, 80	A. Garcia, 20
2011	N. Castellanos, .312	J. Robbins, 16	N. Castellanos, 76	D. Machado, 25
2012	E. Suarez, .288	D. Green/S. Moya/A. Westlake, 9	A. Westlake, 69	B. Loy/E. Suarez/C. Wright, 21
2013	D. Vasquez, .283	L. Durham, 17	J. Holm, 74	J. Holm, 16
2014	W. Bernard, .323	J. Holm, 11	R. Rhymes, 71	W. Bernard, 45
2015	M. Gerber, .292	M. Gerber, 13	M. Gerber, 76	R. Kivett, 28
2016	W. Maddox, .339	C. Gibson, 6	W. Allen, 73	D. Hill, 35
2017	D. Pinero, .289	C. Sedio, 11	A. Pereira, 64	D. Woodrow, 31
2018	B. Policelli, .248	D. Rosa, 11	R. Rivera, 62	B. Policelli, 19
2019	U. Bojarski, .271	U. Bojarski, 10	U. Bojarski, 10	W. Perez, 21
2020	-	-	-	-
Year	Hits	Runs	Walks	Strikeouts
1994	V. Francisco, 112	J. McDonald, 67	J. McDonald, 81	J. Dilone, 110
1995	E. Brown, 115	J. Castro, 76	J. Castro, 76	R. DeBoer, 110
1996	D. Walker, 132	D. Walker, 97	D. Walker, 112	M. Encarnacion, 131
1997	R. Fick, 158	R.Fick, 100	R. Fick, 75	C. Wakeland, 120
1998	A. Bunkley, 146	P. Santana, 79	A. Steele, 62	A. Steele, 137
1999	R. Gomez, 145	R. Gomez, 89	A. Torres, 92	R. Gomez, 122
2000	C. Richardson, 120	C. Richardson, 80	C. Richardson, 94	N. Jenkins, 151
2001	N. Logan, 137	N. Logan, 82	R. Neill, 71	N. Logan, 129
2002	J. Tejada, 157	J. Tejada, 94	J. Knoedler, 68	J. Knoedler, 145
2003	B. Clevlen, 125	B. Clevlen, 67	B. Clevlen, 72	B. Clevlen, 111
2004	K. Hunt, 150	J. Francia, 73	V. Blue, 49	G. McKinney, 175
2005	J. Frazier, 154	J. Frazier, 79	L. Sabino, 70	W. Ramirez, 143
2006	W. Rhymes, 132	W. Rhymes, 80	M. Holliman, 77	M. Holliman, 124
2007	G. Hernandez, 141	G. Hernandez, 84	S. Sizemore, 73	J. Laster, 141
2008	J. Henry, 140	J. Henry, 74	R. Bourquin, 66	K. Kaiser, 114
2009	G. Nunez, 146	B. Wyatt, 87	B. Wyatt, 67	J. Lennerton, 127
2010	W. Gaynor, 147	W. Gaynor, 91	J. Johnson, 98	A. Garcia, 113
2011	N. Castellanos, 158	H. Perez, 69	D. Machado, 46	J. Robbins, 158
2012	E. Suarez, 147	E. Suarez, 82	E. Suarez, 65	B. Loy, 119
2013	J. Holm, 124	L. Durham, 59	L. Durham, 60	L. Durham, 136
2014	W. Bernard, 164	W. Bernard, 91	W. Bernard, 56	W. Adames, 126
2015	M. Gerber, 150	R. Kivett, 75	W. Kengor, 54	Z. Shepherd, 117
2016	W. Maddox, 173	D. Hill, 66	W. Allen, 52	J. Azocar, 119
2017	C. Bauml, 131	D. Woodrow, 73	D. Pinero, 57	C. Bauml, 98
2018	C. Bortles, 100	D. Rosa, 53	J. Pearce, 65	D. Rosa, 129
2019	W. Perez, 107	W. Perez, 29	S. McMillan/P. Meadows, 47	P. Meadows, 113
2020	-	-	-	-

Bold indicates led League

2021 WHITECAPS

SEASON REVIEW

OPPONENTS

HISTORY

RECORDS

DETROIT TIGERS

MEDIA

PITCHING LEADERS YEAR-BY-YEAR



Pitching Leaders

Year	Wins	ERA	Innings Pitched	Strikeouts
1994	T. Kubinski, 14	D. Manning, 2.28	T. Kubinski, 158.2	T. Kubinski, 126
1995	F. Perez, 11	B. King, 3.34	B. King, 148.1	J. Perez, 117
1996	T. Abbott, 11	K. Mlodik, 2.77	S. Rivette, 153.1	S. Rivette, 142
1997	D. Borkowski/C. Bruner, 15	C. Quintal, 1.96	C. Bruner, 166.1	C. Bruner, 135
1998	C. Johnson, 14	C. Johnson, 2.79	A. Webb, 172.0	A. Webb 202
1999	S. Buller, 10	B. Sismondo, 3.67	N. Cornejo, 174.2	B. Sismondo, 135
2000	A. Van Hekken, 16	C. Chipperfield, 2.13	A. Van Hekken 158.0	C. Chipperfield, 151
2001	P. Arias, 9	L. Rodney, 3.87	L. Rodney, 158.0	L. Rodney, 149
2002	C. Petty, 15	K. McDowell, 2.60	K. McDowell, 166.1	M. Coenen, 141
2003	J. Connolly, 16	J. Connolly, 1.41	J. Connolly, 166.0	J. Zumaya, 126
2004	V. Vasquez, 14	J. Tata, 3.35	V. Vasquez, 168.1	V. Vasquez/B. Rogers, 120
2005	J. Jurjens, 12	J. Jurjens, 3.41	D. Trahern, 156.0	J. Jurjens, 108
2006	B. Badenhop, 14	B. Badenhop, 2.84	E. Averill, 171.1	B. Badenhop, 124
2007	D. Below, 13	D. Below, 2.97	J. Nickerson, 150.2	D. Below, 160
2008	J. Kibler, 14	J. Kibler, 1.75	J. Kibler, 154.1	J. Kibler, 126
2009	C. Crosby, 10	L. Putkonen, 3.13	L. Putkonen, 149.1	B. Villarreal, 118
2010	T. Feeney, 12	T. Feeney, 3.46	T. Feeney, 184.2	T. Feeney, 123
2011	K. Eichhorn, 11	K. Ryan, 3.15	K. Eichhorn, 152.0	M. Carreno, 115
2012	W. Palacios, 12	T. Collier, 2.74	K. Ryan, 158.2	M. Carreno, 119
2013	J. John, 9	E. Briceno, 4.47	E. De La Rosa, 120.1	Ja. Thompson, 91
2014	Ziomek/Kubitza/Farmer, 10	K. Ziomek, 2.27	A. Kubitza, 131.0	K. Ziomek, 152
2015	A.J. Ladwig, 12	S. Turnbull, 3.01	A.J. Ladwig, 138.0	S. Turnbull, 106
2016	K. Dowdy, 10	S. Baez, 3.89	S. Baez, 113.1	S. Baez, 88
2017	Castro/Gutierrez/Soto, 10	E. Idrogo, 3.01	E. Idrogo, 134.2	A. Gutierrez, 127
2018	C. Schmidt, 9	E. Rodriguez, 3.34	J. Rodriguez, 124.0	E. Rodriguez, 109
2019	W. Hernandez, 9	W. Hernandez, 3.73	W. Hernandez, 101.1	S. De La Cruz, 102
2020	-	-	-	-
Year	Games	Hits Allowed	Earned Runs	Walks
1994	Z. Sawyer, 40	T. Kubinski, 168	T. Kubinski, 64	S. Baldwin, 62
1995	J. Rajotte, 44	B. King, 152	B. Hause, 59	A. Smith, 72
1996	B. Kazmirski, 51	S. Rivette, 145	S. Rivette, 60	J. Moreno, 69
1997	F. Cordero, 50	D. Borkowski, 143	D. Borkowski, 63	G. Romo, 61
1998	R. Viergas, 52	S. Loux, 184	S. Loux, 81	A. Webb, 58
1999	S. Heams, 51	N. Cornejo, 173	N. Cornejo, 72	N. Cornejo, 67
2000	G. Watson, 62	A. Van Hekken, 139	A. Van Hekken, 43	C. Chipperfield, 65
2001	J. Detillion, 48	L. Rodney, 149	M. Woodyard, 72	L. Rodney, 70
2002	J. Birtwell, 58	C. Petty, 155	J. Moates, 63	C. Petty, 77
2003	J. Figueroa/J. Gerk, 55	J. Connolly, 128	H. Sanchez, 57	H. Sanchez, 78
2004	E. De la Cruz, 54	C. Steinborn, 173	B. Rogers, 72	C. Steinborn, 68
2005	A. Toney, 59	D. Trahern, 158	A. Kown, 73	A. Kown, 52
2006	O. Perdomo, 48	E. Averill, 171	E. Averill, 71	S. Vasquez, 49
2007	B. Jensen, 56	J. Nickerson, 156	L. Gagnier, 73	L. Gagnier, 60
2008	W. Garcia/N. Krol, 47	E. Miguelez, 125	E. Miguelez, 60	E. Miguelez, 55
2009	T. Stohr, 52	L. Putkonen, 148	B. Hamilton, 78	B. Hamilton, 61
2010	K. Faulk, 49	T. Feeney, 216	T. Feeney, 71	L. Sanz, 43
2011	M. Torrealba, 43	K. Eichhorn, 148	J. Carreno, 63	M. Carreno, 41
2012	M. Torrealba, 46	K. Ryan, 176	K. Ryan, 66	R. Lebron, 39
2013	A. Nesbitt, 52	E. De La Rosa, 140	E. De La Rosa, 75	E. Briceno, 51
2014	J. Felix, 44	J. Maciel, 138	J. Maciel, 58	K. Ziomek, 53
2015	J. Belisario, 41	A.J. Ladwig, 153	A.J. Ladwig/R. Seaton, 55	S. Turnbull, 52
2016	T. Boardman, 38	S. Baez, 125	F. Perez, 52	F. Perez, 37
2017	T. Szkutnik, 34	E. Idrogo, 131	E. Idrogo, 45	G. Soto, 54
2018	C. Schmidt, 33	J. Rodriguez, 133	J. Rodriguez, 60	B. Bass, 43
2019	A. Reyes, 46	A. Wolf, 105	G. Arriera, 60	G. Arriera, 43
2020	-	-	-	-

Bold indicates led League

2021 WHITESAPS

SEASON REVIEW

OPPONENTS

HISTORY

RECORDS

DETROIT TIGERS

MEDIA



MISCELLANEOUS

Opening Day Records

Overall Record	17-8
Home Openers	10-2
Largest Margin of Victory	WM 15, SB 2 - April 3, 2008
Largest Margin of Defeat	BC 7, WM 2 - April 3, 2003
Earliest Opening Day	2x, last: WM 5, DAY 4 - April 3, 2014
Latest Home Opener	WM 9, BC 4 - April 16, 2004
Most Runs Scored	WM 15, SB 2 - April 3, 2008
Fewest Runs Scored	WM 2, SB 0 - April 7, 2017
Last Opening Day	SB 5, WM 4 - April 4, 2019
Last Home Opener	WM 3, SB 1 - April 6, 2019
Home Openers Postponed	3 (2015, 2017, 2020)

Consecutive Victories

No.	Dates	Opponents
12	August 5-16, 2010	Great Lakes (2), Dayton (4), Bowling Green (3), South Bend (3)
12	July 14-25, 1999	South Bend (2), Peoria (4), Beloit (2), Burlington (4)
10	June 14-June 27, 2017	Bowling Green (2), Lansing (6), Dayton (2)
10	May 24-June 3, 2016	Bowling Green (2), Dayton (4), Great Lakes (3), South Bend (1)
9	June 3-July 12, 2011	Cedar Rapids (3), Peoria (3), Burlington (3)
9	August 1-11, 1998	Rockford (2), Michigan (3), Cedar Rapids (4)
9	April 26-May 6, 1997	South Bend (2), Clinton (3), Cedar Rapids (4)
8	June 29-July 6, 2006	Wisconsin (4), Lansing (4)
8	May 12-20, 2002	Fort Wayne (2), Dayton (4), Clinton (2)

Consecutive Losses

No.	Dates	Opponents
12	April 21-May 1, 2011	Lansing (4), Dayton (3), Lansing (4), Fort Wayne (1)
9	June 4-12, 2019	Dayton (3), Bowling Green (4), Dayton (2)
9	July 22-30, 1994	Appleton (3), Kane County (2), Rockford (4)
7	June 8-15, 2010	Cedar Rapids (3), Quad Cities (3), Lake County (1)
7	June 19-29, 2010	Bowling Green (2), Lake County (3), South Bend (2)
7	June 10-15, 2007	Dayton (1), Great Lakes (3), Fort Wayne (2), Dayton (1)

Consecutive Victories Starting A Half

No.	Dates	Opponents
6	June 22-27, 2017	Lansing (4), Dayton (2)
6	April 5-10, 2001	Lansing (4), South Bend (2)
5	April 3-7, 2008	South Bend (4), Great Lakes (1)
5	June 21-25, 2007	Dayton (4), Lansing (1)
4	June 22-25, 2006	Burlington (4)
3	April 9-11, 2009	South Bend (3)
3	June 18-20, 1997	Quad City (1), Burlington (2)

Consecutive Losses Starting A Half

No.	Dates	Opponents
5	June 25-29, 2010	Lake County (3), South Bend (2)
4	June 21-23, 2019	Lake County (4)
4	April 3-10, 2003	Battle Creek (1), Dayton (2), Battle Creek (1)
4	June 23-26, 2016	Lansing (4)
3	April 5-9, 2007	Dayton (2), Lansing (1)
3	June 23-25, 2005	Lansing (3)
3	June 19-21, 2003	South Bend (3)
3	June 20-22, 2002	Quad City (3)
3	June 25-27, 1998	Burlington (3)

Season Sweeps (Multiple Series')

Record	Year	Opponent	Record	Year	Opponent
8-0	2006	Clinton	0-8	2004	Kane County
8-0	2000	Burlington			
7-0	1997	Clinton			

Bold indicates 2019 season

2021 WHITECAPS

SEASON REVIEW

OPPONENTS

HISTORY

RECORDS

DETROIT TIGERS

MEDIA



Best Homestands (Multiple Opponents)

Pct.	W-L	Dates	Opponents
1.000	6-0	June 4-9, 2014	Great Lakes, South Bend
.875	7-1	Four Times	
.857	6-1	Five Times	

Best Road Trips (Multiple Opponents)

Pct.	W-L	Dates	Opponents
1.000	7-0	August 7-13, 2010	Dayton, Bowling Green
1.000	5-0	June 17-25, 2006	Fort Wayne, Burlington
9.000	9-1	August 18-27, 2002	Lansing, Clinton, South Bend
.875	7-1	Four Times - 2000, 2001, 2006 & 2007	

Longest Road Trips

Games	Dates	Opponents	Record
12	May 9-20, 2003	Cedar Rapids (4), Kane County (4), Quad City (4)	9-3
11	May 14-26, 2007	Great Lakes (1), Quad Cities (4), Beloit (4), Fort Wayne (2)	6-5
11	May 20-31, 2004	Wisconsin (3), Lansing (4), Beloit (4)	4-7
11	May 22-June 2, 1999	Lansing (1), Clinton (4), Rockford (4), Fort Wayne (2)	4-7
10	11 Times	1994, 1995 (3x), 1998 (2x), 2002, 2009, 2014, 2017, 2018	

Longest Homestands

Games	Dates	Opponents	Record
13	July 5-20, 2007	Fort Wayne (2), Great Lakes (3), Beloit (4), Kane County (4)	8-5
12	August 18-31, 2006	Lansing (4), Fort Wayne (4), Lansing (4)	7-5
11	June 10-20, 2004	Lansing (4), Burlington (4), Dayton (3)	7-4
10	Seven Times	1994 (2x), 2007, 2009 (2x), 2012, 2017	

Longest Games (Regular Season)

Innings	Date	Opponent	Score
18	May 5, 2014	vs. Lake County	W 4-3
17	July 11, 2005	@ Clinton	W, 7-6
17	June 27, 1996	@ Beloit	W, 5-4
16	April 7, 2017	vs. South Bend	W, 1-0
16	August 17, 2016	@ Lake County	L, 5-6
16	May 16, 2012	@ Great Lakes	L, 5-6
16	June 24, 2006	@ Burlington	W, 5-1
16	May 10, 2006	vs. Beloit	L, 0-2
16	July 9, 2005	@ Clinton	L, 5-6

Lopsided Shutouts

Victories

Score	Date	Opponent
14-0	June 5, 2000	Burlington
14-0	August 12, 1996	South Bend
12-0	April 22, 1995	Quad City
11-0	May 14, 2015	Bowling Green
11-0	August 19, 2004	Beloit
11-0	August 17, 2002	Lansing

Losses

Score	Date	Opponent
15-0	May 26, 2014	Bowling Green
11-0	May 26, 2018	South Bend
11-0	July 6, 2011	Lansing
10-0	July 11, 2012	Clinton
10-0	June 15, 2007	Dayton
9-0	April 25, 2005	Peoria

There have been 99 1-0 games in Whitecaps history. West Michigan is 50-49 in those contests. Overall, there have been 512 games when the losing team failed to score a run. The 'Caps are 285-227 in those contests.

Most Runs Per Game, One Team

Victories

Score	Date	Opponent
21-10	August 8, 2010	Dayton
20-11	July 5, 2009	Dayton
20-6	May 5, 1995	Clinton
19-1	June 1, 2014	Fort Wayne
19-3	May 30, 2000	Dayton
17-7	August 1, 2004	Dayton
17-7	April 19, 2000	Lansing
17-6	June 2, 1999	Fort Wayne

Losses

Score	Date	Opponent
18-3	August 12, 2003	Battle Creek
18-5	May 10, 2001	Dayton
18-6	May 18, 1996	Lansing
18-5	June 16, 1995	Burlington
17-1	May 12, 2014	Great Lakes
16-3	August 4, 2017	Fort Wayne
16-3	July 18, 2011	Beloit
16-4	June 5, 2009	Great Lakes



WHITECAPS VS. MIDWEST LEAGUE

All-Time Record vs. Midwest League Opponents

TEAM	OVERALL			HOME			ROAD		
	W	L	PCT.	W	L	PCT.	W	L	PCT.
Beloit	85	69	.552	44	34	.564	41	35	.539
Bowling Green	61	77	.442	36	33	.522	25	44	.362
Burlington	96	56	.632	55	22	.714	41	34	.547
Cedar Rapids	83	70	.542	42	35	.545	41	35	.539
Clinton	91	60	.600	48	28	.632	43	32	.573
Dayton	191	131	.593	96	56	.632	95	75	.559
Fort Wayne	232	208	.527	139	94	.597	93	114	.449
Great Lakes	121	98	.553	65	55	.542	56	43	.567
Kane County	79	78	.503	44	36	.550	35	42	.455
Lake County	100	85	.541	49	38	.563	51	47	.520
Lansing	190	190	.500	101	93	.521	89	97	.478
Madison	6	2	.750	3	1	.750	3	1	.750
Peoria	86	66	.566	47	28	.627	39	38	.506
Quad Cities	74	73	.503	39	37	.513	35	36	.493
Rockford	24	30	.444	15	11	.577	9	19	.321
South Bend	231	191	.547	112	100	.529	119	91	.567
SW Michigan	100	91	.524	51	41	.554	49	50	.495
Springfield	9	6	.600	4	3	.571	5	3	.625
Wisconsin	82	79	.509	45	33	.577	37	46	.446

All-Time Record By State

STATE	OVERALL			HOME			ROAD		
	W	L	PCT.	W	L	PCT.	W	L	PCT.
Illinois	198	180	.524	110	78	.585	88	102	.463
Indiana	463	399	.537	251	194	.564	212	205	.508
Iowa	344	259	.570	184	122	.601	160	137	.539
Kentucky	61	77	.442	36	33	.522	25	44	.362
Ohio	291	216	.574	145	94	.607	146	122	.545
Michigan	411	379	.520	217	189	.534	194	190	.505
Wisconsin	173	150	.536	92	68	.575	81	82	.497

Midwest League Prospect Of The Year

1975 - Willie Wilson, Waterloo	1998 - Pablo Ozuna, Peoria
1976 - Clint Hurdle, Waterloo	1999 - Corey Patterson, Lansing
1977 - Paul Molitor, Burlington	2000 - Austin Kearns, Dayton & Albert Pujols, Peoria
1978 - Bill Foley, Burlington	2001 - Adrian Gonzalez, Kane County
1979 - Dave Stockstill, Wausau	2002 - Joe Mauer, Quad City
1980 - Von Hayes, Waterloo	2003 - Prince Fielder, Beloit
1981 - Harold Reynolds, Wausau	2004 - Brian Dopirak, Lansing
1982 - Mark Grant, Clinton	2005 - Carlos Gonzales, South Bend
1983 - Shawon Dunston, Quad City	2006 - Cameron Maybin, West Michigan
1984 - Kurt Stillwell, Cedar Rapids	2007 - Clayton Kershaw, Great Lakes
1985 - B.J. Surhoff, Beloit	2008 - Ben Revere, Beloit
1986 - Luis Medina, Waterloo & Steve Gassler, Kenosha	2009 - Dee Gordon, Great Lakes
1987 - Derek Parks, Kenosha	2010 - Mike Trout, Cedar Rapids
1988 - Tom Gordon, Appleton	2011 - Rymer Liriano, Fort Wayne
1989 - Tom Redington, Burlington	2012 - Miguel Sano, Beloit
1990 - Reggie Sanders, Cedar Rapids	2013 - Byron Buxton, Cedar Rapids
1991 - Salomon Torres, Clinton	2014 - Andrew Velazquez, South Bend
1992 - Steve Gibraltar, Cedar Rapids	2015 - Gleyber Torres, South Bend
1993 - Johnny Damon, Rockford	2016 - Eloy Jimenez, South Bend
1994 - Alex Rodriguez, Appleton	2017 - Bo Bichette, Lansing
1995 - Javier Valentin, Fort Wayne	2018 - Royce Lewis, Cedar Rapids
1996 - Britt Reames, Peoria	2019 - Wander Franco, Bowling Green
1997 - Brent Butler, Peoria	

Baseball America's Top Tigers Prospects of the Decade

2005 - Curtis Granderson, OF	2013 - Nick Castellanos, 3B/OF
2006 - Justin Verlander, RHP	2014 - Devon Travis, 2B
2007 - Cameron Maybin, OF	2015 - Michael Fulmer, RHP
2008 - Rick Porcello, RHP	2016 - Matt Manning, RHP
2009 - Rick Porcello, RHP	2017 - Franklin Perez, RHP
2010 - Jacob Turner, RHP	2018 - Casey Mize, RHP
2011 - Jacob Turner, RHP	2019 - Casey Mize, RHP
2012 - Jacob Turner, RHP	2020 - Spencer Torkelson, 1B/3B

Bold indicates former Whitecaps



DETROIT TIGERS

Pitcher Spencer Turnbull made his Major League debut in 2018 with the Detroit Tigers, and pitched 2019 Opening Day at Comerica Park, striking out 10 Kansas City Royals in six innings in a 5-4 win. Turnbull helped the Whitecaps to their most recent Midwest League title in 2015, going 11-3 with a 3.01 ERA. The 28-year old was inducted into the Whitecaps Hall of Fame in early 2021.

DETROIT TIGERS FRONT OFFICE



President and CEO, Ilitch Holdings, Inc. Christopher Ilitch

EXECUTIVE OFFICE

Group President of Sports and Entertainment, Ilitch Holdings, Inc. Chris Granger
 Executive Vice President, Baseball Operations/General Manager Al Avila
 Vice President, Assistant General Manager David Chadd
 Vice President, Player Personnel Scott Bream
 Vice President, Player Development Dave Littlefield
 Senior Vice President, Operations and Development Chris Coffman
 Senior Vice President, Finance Russ Burrows
 Senior Vice President & Chief Marketing Officer Emily Neenan
 Vice President, Communications Ron Colangelo
 Vice President, Corporate Partnerships Chris Coffman
 Vice President, Park Operations Chris Lawrence
 Vice President, Ticket Sales & Service Joe Schiavi
 Vice President, Partnership Activation Molly Wurdack
 Vice President, Marketing Ellen Zeringue
 Executive Assistant to the Executive Vice President, Baseball Operations/General Manager Marty Lyon

BASEBALL OPERATIONS

Senior Director, Baseball Analytics & Operations Jay Sartori
 Director, Baseball Analytics Jim Logue
 Director, Baseball Operations Sam Menzin
 Director, Minor League Operations Dan Lunetta
 Director, Player Development Kenny Graham
 Director, Pitching Development and Strategies Dan Hubbs
 Director, Performance Science Dr. Georgia Giblin
 Director, Amateur Scouting Scott Pleis
 Director, Minor League and Scouting Administration Cheryl Evans
 Director, International Operations Tom Moore
 Director, Latin American Operations Miguel Garcia
 Director, Latin American Player Development Rafael Martinez
 Director, Dominican Republic Operations Ramon Perez
 Special Assistants to the General Manager Kirk Gibson, Willie Horton, Jim Leyland, Lance Parrish, Mike Russell, Alan Trammell
 Assistant Director, Amateur & International Scouting Eric Nieto
 Associate Counsel, Baseball Operations Alan Avila
 Senior Software Engineer Josh Kragness
 Senior Database Architect Mike Burger
 Analysts, Baseball Operations Drew Jordan, Beau Horan, Aidan Kearns, Maggie O'Hara, Danny Vargovick
 Director, Latin American Player Development Rafael Gonzalez
 Coordinator, International Player Programs Sharon Lockwood
 Player Development Analytics Coordinator Jordan Wergiles
 Player Development Coordinator Jim McKew & David Allende
 Minor League Video Coordinator Cristian Crespo & Alex Gonzalez
 Director, Team Travel Brian Britten

MEDIA RELATIONS

Director, Communications Chad Crunk
 Manager, Communications Ben Fidelman
 Bilingual Coordinator, Media Relations Carlos Guillen

COMMUNITY AND PUBLIC AFFAIRS

Director, Player Relations, Authentics and Fantasy Camps Jordan Field
 Director, Promotions & Special Events Haley Kolff
 Community Impact Manager, Outreach and Engagement Courtney Kaplan
 Community Impact Manager, Sport Participation and Growth Ashley Robinson
 Manager, Social Media Greg Garno

TIGERS MINOR LEAGUE ROVING PERSONNEL

Field Coordinator Dave Owen
 Catching Coordinator Joe DePastino
 Hitting Coordinators Jeff Branson & Joel McKeithan
 Infield Coordinator Jose Valentin
 Pitching Coordinator A.J. Sager
 Assistant Pitching Coordinator Jorge Cordova
 Outfield/Baserunning Coordinator Kimera Barteec
 Latin American Hitting Coordinator Francisco Contreras
 Mental Skills Instructor Brian Peterson
 Performance and Mental Skills Coach Dr. Spencer Wood
 Medical and Rehabilitation Coordinator Corey Tremble
 Strength and Conditioning Coordinator Steve Chase

Partial Front Office List

2021 WHITESAPS

SEASON REVIEW

OPPONENTS

HISTORY

RECORDS

DETROIT TIGERS

MEDIA



TIGERS IN THE AMATEUR DRAFT

2020 Tigers Amateur Draft Results

Round	Name	Position	Born	School
1	Spencer Torkelson	3B	8/26/99	Arizona State University
2	Dillon Dingler	C	9/17/98	Ohio State University
CBB	Daniel Cabrera	OF	9/05/98	Louisiana State University
3	Trei Cruz	SS	7/5/98	Rice University
4	Gage Workman	3B	10/24/99	Arizona State University
5	Colt Keith	3B	8/14/01	Biloxi HS (MS)

2019 Tigers Amateur Draft Results

Round	Name	Position	Born	School
1	Riley Greene	OF	9/28/00	Hagerty HS (FL)
2	Nick Quintana	3B	10/13/97	University of Arizona
3	Andre Lipcius	3B	5/22/98	University of Tennessee
4	Ryan Kreidler	SS	11/12/97	University of California, Los Angeles
5	Bryant Packard	LF	10/06/97	East Carolina University
6	Cooper Johnson	C	4/25/98	University of Mississippi
7	Zack Hess	RHP	2/25/97	Louisiana State University
8	Jack Kenley	SS	10/08/97	University of Arkansas
9	Austin Bergner	RHP	5/01/97	University of North Carolina
10	Jake Holton	1B	3/02/98	Creighton University
11	John McMillon	RHP	1/27/98	Texas Tech University
12	Corey Joyce	SS	8/19/98	North Carolina Central University
13	Matt Walker	LHP	6/15/98	Illinois State University
14	Ted Stuka	RHP	5/13/97	University of California, San Diego
15	Andrew Magno	LHP	4/30/98	Ohio State University
16	Kona Quiggle	LF	2/01/98	Grand Canyon University
17	A.J. Block	LHP	4/16/98	Washington State University
18	Jared Mang	CF	10/30/96	University of New Mexico
19	Kerry Carpenter	LF	9/02/97	Virginia Tech University
20	Andrew Navigato	SS	5/28/98	Oklahoma State University
21	Scott McKeon	SS	10/30/97	Coastal Carolina University
22	Cole Zabowski	1B	11/05/97	University of Mississippi
23	Griffin Dey	1B	7/19/96	Yale University
24	Michael Bienlien	RHP	3/19/98	North Carolina State University
25	Josh Coburn	LHP	6/03/98	Kennesaw State University
26	Brendan White	RHP	11/18/98	Siena College
27	Beau Brieske	RHP	4/05/98	Colorado State University, Pueblo
28	Connor Perry	CF	4/22/97	University of Pittsburgh
29	Elliott Cary	CF	10/01/95	Oklahoma City University
30	Cordell Dunn Jr.	3B	6/25/99	Grayson County College (TX)
31	Bryce Tassin	RHP	1/11/97	Southeastern Louisiana University
32	Jack Dellinger	RHP	2/12/98	Virginia Tech University
33	Jimmy Kerr	3B	3/21/97	University of Michigan
34	Sam Kessler	RHP	12/16/97	West Virginia University
35	Robert Klinchok	LHP	10/01/96	Shenandoah University
36	Pavin Parks	SS	12/24/96	Kent State University
37	Kolton Ingram	LHP	10/21/96	Columbus State University
38	Dan Pruitt	1B	2/20/99	Western Oklahoma State College
39	Cade Dougherty	SS	3/26/01	Denham Springs HS (LA)
40	Gianluca Dalatri	RHP	4/04/98	University of North Carolina

Bold indicates player signed with Tigers

Tigers Recent No. 1 Draft Picks

2020	Spencer Torkelson, Arizona State University	2011	James McCann, C, University of Arkansas
2019	Riley Greene, Hagerty HS (FL)	2010	Nick Castellanos, 3B, Archbishop McCarthy HS (FL)
2018	Casey Mize, Auburn University	2009	Jacob Turner, RHP, Westminster Christian Acad. (MO)
2017	Alex Faedo, University of Florida	2008	Ryan Perry, RHP, University of Arizona
2016	Matt Manning, Sheldon HS (CA)	2007	Rick Porcello, RHP, Seton Hall Prep HS (NJ)
2015	Beau Burrows, Weatherford HS (TX)	2006	Andrew Miller, LHP, University of North Carolina
2015	Christin Stewart, University of Tennessee	2005	Cameron Maybin, OF, T.C. Roberson HS (N.C.)
2014	Derek Hill, OF, Elk Grove HS (CA)	2004	Justin Verlander, LHP, Old Dominion University
2013	Jonathan Crawford, RHP, University of Florida		
2012	Jake Thompson, RHP, Rockwall-Heath HS (TX)		

Bold indicates former Whitecaps

DETROIT TIGERS (MLB)



2020 Final Statistics

BATTERS	AVG	G	AB	R	H	2B	3B	HR	RBI	BB	SO	SB	CS	OBP	OPS	E	
Alcántara, Sergio	.143	10	21	2	3	0	1	1	1	2	4	0	0	.217	.598	2	
Bonifacio, Jorge	.221	30	86	8	19	3	0	2	17	5	26	0	0	.277	.602	1	
Cabrera, Miguel	.250	57	204	28	51	4	0	10	35	24	51	1	0	.329	.746	0	
Candelario, Jeimer	.297	52	185	30	55	11	3	7	29	20	49	1	1	.369	.872	4	
Cameron, Daz	.193	17	57	4	11	2	1	0	3	2	19	1	0	.220	.484	1	
Castro, Harold	.347	22	49	6	17	4	0	0	3	5	11	0	0	.407	.836	0	
Castro, Willi	.349	36	129	21	45	4	2	6	24	7	38	0	1	.381	.932	6	
Cron, C.J.	.190	13	42	9	8	3	0	4	8	9	16	0	0	.346	.894	2	
Demeritte, Travis	.172	18	29	5	5	1	0	0	4	3	14	0	0	.273	.480	1	
Dixon, Brandon	.077	5	13	0	1	1	0	0	2	1	4	0	0	.143	.297	0	
Goodrum, Niko	.184	43	158	15	29	7	1	5	20	18	69	7	1	.263	.598	2	
Greiner, Grayson	.118	18	51	8	6	2	0	3	8	3	20	0	0	.182	.515	0	
Haase, Eric	.176	7	17	1	3	0	0	0	2	1	6	0	0	.211	.387	1	
Hill, Derek	.091	15	11	3	1	0	0	0	0	1	6	0	0	.167	.258	1	
Jones, Jacoby	.268	30	97	19	26	9	0	5	14	7	34	1	1	.333	.849	0	
Lugo, Dawel	.200	9	10	3	2	0	0	0	1	1	1	0	0	.273	.473	0	
Maybin, Cameron	.244	14	41	5	10	4	0	1	2	4	13	0	0	.311	.726	1	
Mercer, Jordy	.222	3	9	1	2	0	0	0	0	0	1	0	0	.222	.444	0	
Paredes, Isaac	.220	34	100	7	22	4	0	1	6	8	24	0	0	.278	.568	2	
Reyes, Victor	.277	57	202	30	56	7	2	4	14	9	45	8	2	.315	.706	1	
Romine, Austin	.238	37	130	12	31	5	0	2	17	4	47	0	0	.259	.582	0	
Schoop, Jonathan	.278	44	162	26	45	4	2	8	23	8	39	0	0	.324	.799	1	
Stewart, Christian	.167	36	90	6	15	3	0	3	9	5	30	0	0	.224	.524	0	
Team Total	.245	58	1893	249	463	78	12	62	242	147	567	19	20	.303	.700	29	
PITCHERS	W	L	ERA	G	GS	CG	SH	SV	IP	H	R	ER	HR	BB	SO	WP	WHIP
Alexander, Tyler	2	3	3.96	14	2	0	0	0	36.1	39	16	16	8	9	34	0	1.32
Boyd, Matthew	3	7	6.71	12	12	1	0	0	60.1	67	46	45	15	22	60	5	1.48
Burrows, Beau	0	0	5.40	5	0	0	0	0	6.2	8	4	4	3	1	3	0	1.35
Castro, Anthony	0	0	18.00	1	0	0	0	0	1.0	1	2	2	1	1	1	0	2.00
Cisnero, Jose	3	3	3.03	29	0	0	0	0	29.2	23	10	10	1	10	34	0	1.11
Demeritte, Travis	0	0	36.00	1	0	0	0	0	1.0	4	4	4	2	0	0	0	4.00
Farmer, Buck	1	0	3.80	23	0	0	0	0	21.1	20	9	9	3	5	14	1	1.17
Fulmer, Carson	0	0	6.75	7	0	0	0	0	6.2	8	5	5	1	3	7	1	1.65
Fulmer, Michael	0	2	8.78	10	10	0	0	0	27.2	45	27	27	8	12	20	0	2.06
Funkhouser, Kyle	1	1	7.27	13	0	0	0	0	17.1	22	14	14	3	11	12	1	1.90
Garcia, Bryan	2	1	1.66	26	0	0	0	4	21.2	18	6	4	0	10	12	1	1.29
García, Rony	1	0	8.14	15	2	0	0	0	21.0	25	20	19	7	9	14	1	1.62
Jiménez, Joe	1	3	7.15	25	0	0	0	5	22.2	25	19	18	7	6	22	1	1.37
McKay, David	0	0	54.00	1	0	0	0	0	0.1	1	2	2	1	1	0	0	6.00
Mize, Casey	0	3	6.99	7	7	0	0	0	28.1	29	25	22	7	13	26	2	1.48
Norris, Daniel	3	1	3.25	14	1	0	0	0	27.2	25	10	10	2	7	28	0	1.16
Nova, Ivan	1	1	8.53	4	4	0	0	0	19.0	22	18	18	4	9	9	2	1.63
Ramirez, Neil	0	0	5.91	5	0	0	0	0	10.2	8	7	7	3	4	11	0	1.13
Schreiber, John	0	1	6.32	15	0	0	0	0	15.2	19	11	11	2	4	14	0	1.47
Skubal, Tarik	1	4	5.63	8	7	0	0	0	32.0	28	21	20	9	11	37	0	1.22
Soto, Greg	0	1	4.30	27	0	0	0	2	23.0	16	11	11	2	13	29	3	1.26
Turnbull, Spencer	4	4	3.97	11	11	0	0	0	56.2	47	25	25	2	29	51	0	1.34
Zimmermann, Jordan	0	0	7.94	3	2	0	0	0	5.2	11	6	5	0	2	6	0	2.29
Team Total	23	35	5.63	60	60	1	1	11	492.1	511	318	308	91	192	444	18	1.43

Season Review

In a shortened-season due to the COVID-19 global pandemic, Major League Baseball provided a collective escape, and even gave us a Tigers team that found itself in playoff contention before concluding the year with a late-season slide. The team went 23-35 and in last place in the American League Central which saw manager Ron Gardenhire step down near seasons end. A number of former Whitecaps, including Derek Hill, Isaac Paredes, and Tarik Skubal all made their Major League debuts with the Tigers.

The offense was led by infielders Jeimer Candelario (.297-7-29), and Willi Castro (.349-6-24) while pitching staff was paced by former Whitecaps 2015 championship team member Spencer Turnbull (4-4, 3.97).



TOLEDO MUD HENS (AAA)



2019 Final Statistics

BATTERS		AVG	G	AB	R	H	2B	3B	HR	RBI	BB	SO	SB	CS	OBP	SLG	E	
Cameron, Daz		.214	120	448	68	96	22	6	13	43	62	152	17	8	.330	.377	3	
Candelario, Jeimer		.320	39	153	30	49	10	2	9	33	22	35	0	0	.416	.588	2	
Castro, Harold		.328	31	122	20	40	5	1	4	25	9	26	1	3	.371	.484	3	
Castro, Willi		.301	119	465	75	140	28	8	11	62	37	110	17	4	.366	.467	23	
Dixon, Brandon		.174	11	46	6	8	0	0	1	3	0	16	0	0	.174	.239	0	
Eaves, Kody		.270	11	37	6	10	3	0	1	7	7	17	2	0	.386	.432	1	
Greiner, Grayson		.250	13	48	8	12	1	0	2	4	4	16	0	0	.321	.396	0	
Jones, Jacoby		.429	5	21	4	9	1	1	0	4	1	6	0	0	.500	.571	0	
Kozma, Peter		.263	88	278	44	73	17	2	7	51	32	49	2	0	.340	.414	4	
Lester, Josh		.236	18	72	7	17	5	0	2	14	11	26	0	0	.330	.389	1	
Lugo, Dawel		.333	68	282	46	94	21	4	5	41	15	52	6	3	.370	.489	6	
Mahtook, Mikie		.260	98	354	64	92	17	1	21	56	51	106	14	7	.357	.492	0	
Mercer, Jordy		.233	12	43	11	10	3	0	0	4	5	6	0	0	.340	.302	0	
Numata, Chace		.300	6	20	3	6	1	0	0	2	2	0	0	0	.364	.350	0	
Peterson, Dustin		.286	79	301	31	86	13	0	11	49	14	78	1	1	.317	.439	8	
Pinero, Daniel		.231	28	91	18	21	6	1	4	14	18	25	4	0	.364	.451	4	
Reyes, Victor		.304	74	289	50	88	19	1	10	58	14	50	10	6	.334	.481	0	
Robson, Jacob		.267	112	409	61	109	21	3	9	52	53	132	25	10	.352	.399	3	
Rodríguez, Ronny		.320	44	172	33	55	9	2	11	31	6	41	5	0	.343	.587	1	
Rogers, Jake		.223	48	166	29	37	10	1	9	31	18	53	0	0	.321	.458	3	
Rupp, Cameron		.254	21	71	6	18	5	0	1	6	6	18	0	0	.329	.366	3	
Schwindel, Frank		.327	28	113	21	37	7	0	9	33	6	19	0	0	.361	.628	2	
Scivicque, Kade		.254	34	122	13	31	9	1	2	13	6	28	0	0	.295	.393	1	
Sedio, Chad		.271	20	70	8	19	6	0	3	14	3	22	0	0	.325	.486	3	
Stewart, Christin		.289	22	83	14	24	2	0	4	14	18	25	1	0	.422	.458	0	
Wilson, Bobby		.244	28	90	12	22	2	0	5	10	11	25	0	0	.327	.433	1	
Woodrow, Daniel		.274	100	376	58	103	12	5	1	32	41	89	23	5	.349	.340	3	
Team Total		.274	140	4789	749	1314	256	39	155	709	481	1234	128	48	.347	.441	86	
PITCHERS		W	L	ERA	G	GS	CG	SHO	SV	IP	H	R	ER	HR	BB	SO	WP	BAA
Adams, Austin		18	2	6.66	18	1	0	0	1	25.2	26	20	19	6	10	20	3	.257
Adleman, Tim		9	4	3.32	18	17	2	0	0	103	84	41	38	14	34	109	8	.224
Alcántara, Victor		0	0	5.89	13	2	0	0	0	18.1	17	12	12	3	6	16	0	.254
Alexander, Tyler		5	10	5.13	20	16	0	0	0	98.1	112	57	56	18	23	108	2	.284
Baez, Sandy		1	0	7.36	18	0	0	0	0	22	27	19	18	1	14	18	5	.300
Blackwood, Nolan		0	0	21.00	3	0	0	0	0	3	6	7	7	1	4	3	2	.462
Burrows, Beau		2	6	5.51	15	15	0	0	0	65.1	68	41	40	12	32	61	2	.267
Carpenter, Ryan		5	7	5.26	14	14	0	0	0	77	77	45	45	11	26	76	1	.260
Cisnero, Jose		1	2	2.70	32	2	0	0	7	40	36	14	12	3	21	49	1	.235
DeCaster, Ethan		1	1	3.46	10	0	0	0	1	13	12	5	5	2	3	17	0	.231
Fernández, Jose		1	1	5.97	27	1	0	0	0	34.2	40	24	23	5	16	24	1	.288
Funkhouser, Kyle		3	7	8.53	18	18	0	0	0	63.1	79	67	60	3	54	65	8	.310
Garcia, Bryan		3	0	2.97	31	0	0	0	0	33.1	26	12	11	4	14	33	0	.210
Hall, Matt		5	4	5.30	25	13	0	0	0	86.2	102	58	51	16	31	106	6	.287
Houston, Zac		1	1	10.00	17	1	0	0	1	18	18	22	20	1	14	19	2	.257
Jackson, Edwin		0	2	5.87	2	2	0	0	0	7.2	11	8	5	1	4	2	0	.344
Jiménez, Eduardo		4	3	2.96	41	0	0	0	2	54.2	39	23	18	5	18	51	3	.198
Kozma, Peter		0	0	4.50	1	0	0	0	0	2	3	1	1	1	0	0	0	.333
Navilhon, Joe		1	1	5.19	5	0	0	0	0	8.2	8	5	5	3	1	9	0	.235
Paredes, Eduardo		1	1	6.75	9	0	0	0	0	12	10	11	9	1	9	11	2	.238
Ramirez, Neil		0	1	2.00	2	2	0	0	0	9	12	5	2	1	3	10	0	.308
Reininger, Zac		4	3	4.08	34	4	0	0	0	57.1	65	28	26	7	26	51	1	.286
Rosenthal, Trevor		0	0	10.13	6	0	0	0	0	5.1	8	6	6	2	6	9	1	.333
Schreiber, John		0	4	2.28	48	0	0	0	4	59.1	39	22	15	4	21	70	4	.187
Soto, Gregory		6	3	6.94	6	5	0	0	0	23.1	25	19	18	2	13	30	9	.266
Stumpf, Daniel		2	1	0.59	14	0	0	0	4	15.1	8	2	1	0	4	24	0	.145
Szututnik, Trent		0	0	4.84	15	0	0	0	0	22.1	24	15	12	3	13	23	0	.276
Thielbar, Caleb		2	1	3.30	50	0	0	0	4	76.1	74	29	28	7	16	92	3	.254
Torres, Carlos		0	0	0.00	5	0	0	0	0	5.2	5	0	0	0	0	3	0	.263
VerHagen, Drew		4	2	4.42	11	11	0	0	0	53	61	29	26	5	13	51	0	.289
Vest, Will		0	0	2.70	3	0	0	0	1	6.2	9	3	2	1	2	3	1	.360
Voelker, Paul		0	0	10.13	2	0	0	0	0	2.2	5	3	3	0	1	2	0	.455
Watkins, Spenser		5	6	7.98	16	14	0	0	0	76.2	105	69	68	22	28	75	1	.326
Zimmermann, Jordan		0	1	7.71	1	1	0	0	0	4.2	5	4	4	2	0	6	0	.263
Team Total		66	74	4.94	140	140	2	10	26	1217	1252	728	668	168	482	1267	67	.265

Season Review

The Mud Hens finished the season tied for second place in the International League's West Division with a record of 66-74. Shortstop Willi Castro, acquired from Cleveland for Leonys Martin in July of 2018, paced Toledo at the plate by hitting .301-11-62 in 119 games with 47 extra-base hits and 17 stolen bases. Former Tigers outfielder Mikie Mahtook led the Mud Hens with 21 home runs and 56 RBI in 96 games. On the mound, former Cincinnati Reds hurler Tim Adleman led Toledo with a 9-4 record and 3.32 ERA in 18 games.

2021 WHITCAPS

SEASON REVIEW

OPPONENTS

HISTORY

RECORDS

DETROIT TIGERS

MEDIA



ERIE SEAWOLVES (AA)



2019 Final Statistics

BATTERS	AVG	G	AB	R	H	2B	3B	HR	RBI	BB	SO	SB	CS	OBP	SLG	E
Alcántara, Sergio	.247	102	324	46	80	10	0	2	27	48	71	7	6	.346	.296	10
Azocar, Jose	.286	129	504	65	144	21	3	10	58	21	132	10	3	.317	.399	5
Burch, Luke	.323	43	130	18	42	4	0	0	5	7	48	5	2	.358	.354	2
Clemens, Kody	.170	13	47	5	8	2	0	1	4	6	18	0	0	.278	.277	1
Eaves, Kody	.239	112	393	54	94	19	7	15	63	34	117	2	1	.298	.438	12
Gibson, Cam	.235	117	400	45	94	20	6	9	51	46	102	25	7	.322	.383	3
Hill, Derek	.243	120	470	78	114	19	5	14	45	38	147	21	13	.311	.394	3
Lester, Josh	.223	106	394	52	88	22	1	17	54	39	103	0	0	.290	.414	7
MacLaren, Cole	.333	1	3	1	1	1	0	0	0	0	0	0	0	.333	.667	0
Maddox, Will	.154	9	26	4	4	0	0	2	2	2	7	0	2	.207	.154	2
Montgomery, Troy	.151	19	53	7	8	2	0	1	7	8	16	0	1	.262	.245	0
Morgan, Joey	.148	18	54	2	8	1	0	0	3	5	16	0	0	.230	.167	1
Motter, Taylor	.148	10	27	3	4	0	1	0	2	5	8	1	0	.286	.222	1
Numata, Chace	.239	71	234	30	56	11	2	4	26	16	48	0	0	.291	.355	5
Paredes, Issac	.282	127	478	63	135	23	1	13	66	57	61	5	3	.368	.416	12
Peterson, Cole	.219	41	137	15	30	5	1	0	8	3	28	3	2	.236	.270	2
Pinero, Daniel	.237	88	317	34	75	19	1	11	38	32	84	1	6	.317	.407	7
Rogers, Jake	.302	28	86	17	26	3	1	5	21	19	26	0	0	.429	.535	1
Rosa, Dylan	.140	14	43	6	6	1	0	1	6	2	20	1	0	.208	.233	0
Rosoff, Jon	.222	5	9	1	2	0	0	0	0	1	4	1	0	.300	.222	1
Schwindel, Frank	.257	46	171	21	44	8	0	5	23	11	27	0	0	.309	.392	0
Scivicque, Kade	.333	35	132	14	44	11	0	7	21	8	24	0	0	.378	.576	2
Sedio, Chad	.213	23	75	8	16	5	3	1	8	3	16	0	0	.289	.400	3
Simcox, A.J.	.154	4	13	0	2	0	1	0	4	0	3	0	0	.143	.308	1
Team Total	.249	138	4520	589	1125	207	33	116	542	411	1126	82	46	.317	.386	90

PITCHERS	W	L	ERA	G	GS	CG	SH	SV	IP	H	R	ER	HR	BB	SO	WP	BAA
Adleman, Tim	2	0	2.57	2	2	0	0	0	14	10	4	4	1	1	14	1	.196
Baez, Sandy	0	0	7.71	2	0	0	0	0	2.1	7	2	2	0	1	1	0	.583
Blackwood, Nolan	6	4	1.76	41	0	0	0	4	66.1	49	21	13	3	26	61	6	.211
Breto, Liarvis	1	0	3.38	7	0	0	0	0	10.2	8	4	4	1	10	10	3	.211
Burrows, Beau	1	0	0.00	1	1	0	0	0	5	2	0	0	0	2	3	0	.125
Carlton, Drew	4	3	1.46	45	0	0	0	19	68	48	20	11	3	18	65	0	.200
Castro, Anthony	5	3	4.40	27	18	0	0	1	102.1	75	55	50	9	65	116	7	.207
DeCaster, Ethan	3	2	2.28	25	0	0	0	0	43.1	36	12	11	1	9	39	2	.231
Ecker, Mark	1	4	5.85	22	0	0	0	0	32.1	41	26	21	5	21	32	2	.313
Faedo, Alex	6	7	3.90	22	22	0	0	0	115.1	104	50	50	17	25	134	4	.235
Fernández, Jose	1	3	4.15	11	3	0	0	1	26	30	16	12	4	7	19	1	.288
Funkhouser, Kyle	3	1	1.90	4	4	0	0	0	23.2	16	5	5	2	3	29	0	.195
Garcia, Bryan	0	0	2.25	3	0	0	0	1	4	1	1	1	1	1	8	0	.077
Houston, Zac	6	1	2.04	23	0	0	0	1	39.2	31	12	9	0	14	49	2	.215
Jiménez, Eduardo	0	0	3.00	2	0	0	0	1	3	3	2	1	1	1	1	0	.300
Lange, Alex	2	1	3.45	9	0	0	0	0	15.2	13	7	6	0	8	15	3	.245
Lescher, Billy	1	0	4.63	6	0	0	0	0	11.2	10	6	6	3	4	11	1	.233
Manning, Matt	11	5	2.56	24	24	0	0	0	133.2	93	42	38	7	38	148	5	.192
Mize, Casey	6	3	3.20	15	15	1	1	0	78.2	69	30	28	5	18	76	0	.234
Navilhon, Joe	1	3	4.73	24	1	0	0	1	40	40	21	21	4	12	48	1	.260
Numata, Chace	0	0	0.00	1	0	0	0	0	0.2	1	0	0	0	1	0	0	.500
Perez, Franklin	1	1	12.79	4	0	0	0	0	6.1	15	9	9	1	3	7	0	.441
Pinto, Wladimir	0	1	2.57	16	0	0	0	0	28	25	9	8	2	15	38	5	.238
Ramirez, Neil	1	0	2.51	3	3	0	0	0	14.1	11	4	4	1	2	20	0	.212
Schreiber, John	0	0	2.57	5	0	0	0	0	7	4	2	2	1	3	12	0	.154
Shore, Logan	4	7	3.43	23	16	1	0	0	97	91	41	37	8	39	58	6	.254
Sittinger, Brandyn	0	0	9.00	4	0	0	0	1	6	6	6	6	0	8	3	0	.261
Skubal, Tarik	2	3	2.13	9	9	0	0	0	42.1	25	13	10	2	18	82	1	.168
Soto, Greg	0	1	2.03	3	3	0	0	0	13.1	10	3	3	2	4	12	1	.204
Szcutnik, Trent	1	3	4.30	28	4	0	0	1	46	45	25	22	4	20	44	3	.254
Thompson, Jake	1	0	2.25	1	1	0	0	0	8	4	2	2	1	1	13	1	.154
Vest, Will	2	4	5.33	20	0	0	0	4	27	31	20	16	4	9	25	1	.287
Watkins, Spenser	3	1	4.25	8	7	0	0	0	42.1	41	20	20	3	10	32	4	.256
Wentz, Joey	2	0	2.10	5	5	0	0	0	25.2	20	6	6	3	4	37	1	.213
Team Total	77	61	3.29	138	138	2	16	35	1200	1017	501	439	99	422	1262	61	.230

Season Review

The Seawolves enjoyed a tremendous 2019 season and the best finish in the Eastern League's Western Division at 77-61. Despite the record, they could not capture a first or second half title, missing the postseason. One of MiLB's best pitching rotations was led by former 2017-2018 Whitecap Matt Manning (11-5, 2.56) and 2018 'Caps lefty Tarik Skubal (2-3, 2.13) with 2018 first overall pick Casey Mize (6-3, 3.20). The end of the season endured a tragic blow when catcher Chace Numata died in a skateboarding accident at 27 years old. Never forget to Live like Numi.

2021 WHITECAPS

SEASON REVIEW

OPPONENTS

HISTORY

RECORDS

DETROIT TIGERS

MEDIA



LAKELAND FLYING TIGERS (HIGH-A)



2019 Final Statistics

2021 WHITECAPS

SEASON REVIEW

OPPONENTS

HISTORY

RECORDS

DETROIT TIGERS

MEDIA

BATTERS	AVG	G	AB	R	H	2B	3B	HR	RBI	BB	SO	SB	CS	OBP	SLG	E
Ames, Nick	.232	88	319	30	74	13	0	9	39	21	95	0	0	.289	.357	3
Athmann, Austin	.192	13	52	6	10	2	0	1	3	1	18	0	0	.208	.288	0
Bojarski, Ulrich	.182	22	77	12	14	4	1	0	7	1	20	1	0	.200	.260	0
Bortles, Colby	.125	18	56	8	7	2	0	0	3	12	22	0	0	.286	.161	2
Burch, Luke	.307	27	101	13	31	3	3	0	8	8	25	6	4	.364	.396	0
Clemens, Kody	.238	115	411	43	98	24	7	11	59	45	101	11	3	.314	.411	4
Deathrage, Brock	.228	117	451	62	103	15	11	7	41	23	135	45	11	.270	.357	2
Dugas, Dayton	.115	15	52	3	6	1	0	0	4	6	23	2	1	.220	.135	0
Greiner, Grayson	.000	6	15	2	0	0	0	0	0	3	4	1	0	.211	.000	0
Hampton, Reece	.248	74	226	30	56	6	6	2	26	15	53	7	4	.298	.354	3
Jones, Jacoby	.211	5	19	3	4	2	0	0	2	4	7	0	1	.348	.316	0
Morgan, Joey	.188	28	85	5	16	2	0	1	11	12	27	0	0	.307	.247	2
Packard, Bryant	.118	5	17	2	2	0	0	0	2	2	5	0	0	.250	.118	0
Pearce, Jordan	.205	24	73	7	15	6	0	1	6	11	21	1	2	.330	.329	4
Peterson, Cole	.284	77	275	31	78	8	3	1	25	21	26	23	8	.333	.345	9
Policelli, Brady	.249	123	449	61	112	20	9	11	54	47	108	18	7	.331	.408	14
Proctor, Chris	.263	13	38	4	10	0	0	0	2	2	6	0	0	.300	.263	1
Reyes, Daniel	.151	25	86	8	13	4	1	2	8	6	31	2	0	.215	.291	1
Rivera, Rey	.178	28	90	10	16	4	1	3	8	8	34	0	0	.253	.344	2
Rosa, Dylan	.259	91	317	40	82	12	2	10	31	22	77	10	1	.312	.404	5
Rosoff, Jon	.277	49	155	10	43	6	2	1	11	12	22	2	1	.339	.361	4
Schwindel, Frank	.455	3	11	2	5	1	0	1	4	0	1	0	0	.455	.818	0
Sedio, Chad	.275	51	171	22	47	6	1	1	18	13	49	0	1	.369	.339	1
Shepherd, Zac	.192	25	78	11	15	4	0	3	12	10	35	2	0	.286	.359	9
Shirley, Luke	.236	39	123	12	29	3	0	0	9	9	23	1	3	.304	.260	3
Simcox, A.J.	.253	103	371	40	94	13	9	1	28	30	94	16	5	.312	.345	18
Stewart, Christin	.350	6	20	2	7	1	0	1	5	3	3	0	0	.400	.550	0
Valente, John	.297	31	101	9	30	0	2	0	11	4	11	3	1	.343	.337	2
Team Total	.239	135	4286	491	1025	162	58	67	438	360	1087	151	53	.306	.351	105

PITCHERS	W	L	ERA	G	GS	CG	SH	SV	IP	H	R	ER	HR	BB	SO	WP	BAA
Baez, Sandy	0	0	6.00	2	0	0	0	0	3	3	2	2	1	0	3	0	.250
Bass, Brad	0	0	6.17	6	0	0	0	1	11.2	15	8	8	1	6	16	1	.313
Breto, Liarvis	1	1	2.33	9	0	0	0	2	19.1	17	5	5	0	8	24	1	.233
de Blok, Tom	2	13	4.04	21	20	0	0	0	111.1	98	56	50	9	43	85	4	.233
De Jesus, Angel	3	1	1.46	27	0	0	0	5	37	25	9	6	1	15	55	2	.187
DeCaster, Ethan	0	0	3.18	9	0	0	0	0	17	16	7	6	0	3	15	0	.250
Ecker, Mark	6	1	3.67	16	0	0	0	3	27	28	12	11	0	9	25	1	.275
Foley, Jason	3	3	3.89	36	0	0	0	2	44	46	25	19	3	17	43	6	.263
Garcia, Bryan	0	0	4.50	4	0	0	0	1	4	3	2	2	1	2	6	0	.214
Green, Max	3	1	2.83	36	0	0	0	3	60.1	55	21	19	4	17	40	3	.239
Hardy, Blaine	0	0	0.00	2	0	0	0	0	3	0	0	0	0	0	3	0	.000
Hill, Garrett	6	6	2.63	16	16	2	0	0	85.2	53	29	25	3	34	87	6	.180
Lance, Carson	0	0	7.71	1	0	0	0	0	2.1	1	2	2	1	2	5	0	.125
Lescher, Billy	3	2	2.53	28	4	0	0	2	53.1	49	18	15	4	13	60	2	.245
Mize, Casey	2	0	0.88	6	6	0	0	0	30.2	11	3	3	0	5	30	0	.110
Myers, Dane	4	5	6.54	15	7	0	0	0	52.1	55	40	38	6	24	38	5	.267
Navilhon, Joe	0	1	1.80	9	2	0	0	0	15	13	4	3	0	4	11	0	.241
Perez, Franklin	0	0	2.35	2	2	0	0	0	7.2	7	2	2	1	5	6	1	.259
Pinto, Wladimir	3	3	2.14	23	0	0	0	6	33.2	16	12	8	2	20	49	7	.140
Richan, Paul	2	2	4.11	5	5	0	0	0	30.2	39	17	14	2	2	29	1	.317
Rodriguez, Edwin	11	9	3.77	24	23	1	0	0	133.2	113	60	56	12	44	112	9	.228
Rodriguez, Jesus	2	12	5.62	19	19	0	0	0	97.2	118	66	61	9	27	76	7	.296
Schmidt, Clate	0	0	3.18	4	0	0	0	0	5.2	7	3	2	2	2	4	0	.318
Sittingber, Brandyn	0	2	6.95	16	0	0	0	1	22	28	20	17	2	10	26	0	.315
Skubal, Tarik	4	5	2.58	15	15	0	0	0	80.1	62	29	23	5	19	97	4	.209
Sodders, Austin	0	1	4.00	8	1	0	0	0	18	21	8	8	0	6	14	1	.304
Thompson, Jake	4	0	1.90	6	4	0	0	0	23.2	19	7	5	1	11	21	5	.211
Tobey, Jared	1	0	3.20	11	2	0	0	0	19.2	17	7	7	1	10	16	1	.246
Vest, Will	1	1	0.84	14	0	0	0	3	21.1	9	2	2	1	7	30	1	.129
Warner, Burris	1	1	6.55	12	1	0	0	0	22	30	21	16	3	9	22	2	.316
Watkins, Spenser	1	0	2.37	3	3	0	0	0	19	13	5	5	1	6	14	0	.191
Zimmermann, Jordan	0	0	6.75	1	1	0	0	0	2.2	3	2	2	1	0	2	0	.300
Team Total	65	70	3.52	135	135	3	13	29	1141.2	1008	509	447	78	391	1088	71	.236

Season Review

The 2019 season was a competitive one for the Lakeland Flying Tigers, finishing with a fourth-place record of 72–61 in the Florida State League's North Division under former Whitecaps skipper Andrew Graham. The end of the season saw the team playing its best baseball, as Lakeland posted a 20–7 record near the seasons close. A trio of 2018 Whitecaps led the way offensively, including outfielder Dylan Rosa (.259-10-31), infielder Kody Clemens (.238-11-59), and super-utility Brady Policelli (.249-11-54). Pitcher Elvin Rodriguez (11-9, 3.77) led the way on the mound.

2019 Final Statistics

BATTERS	AVG	G	AB	R	H	2B	3B	HR	RBI	BB	SO	SB	CS	OBP	SLG	E
Alfonzo, Eliezer	.318	48	179	16	57	7	0	1	24	8	17	2	2	.342	.374	2
Alvarado, Darwin	.364	5	11	2	4	1	0	1	1	1	0	0	0	.385	.455	0
Brinkman, Clark	.300	3	10	3	3	1	0	0	0	3	5	0	0	.500	.400	0
Burks, Jeremiah	.129	10	31	2	4	0	0	0	1	2	13	1	1	.206	.129	2
Carpenter, Kerry	.167	4	18	1	3	0	0	0	1	0	3	1	0	.167	.167	0
De La Rosa, Eric	.148	46	135	10	20	3	1	0	9	13	51	4	5	.250	.185	4
Garcia, Alexis	.105	9	19	5	2	0	0	1	4	9	8	0	2	.214	.263	3
Greene, Riley	.295	24	88	12	26	3	1	1	7	11	25	1	0	.380	.386	1
Holton, Jake	.222	57	180	30	40	7	0	1	17	40	32	1	0	.384	.278	3
Jarecki, Matt	.222	3	9	1	2	1	0	0	3	0	3	0	0	.182	.333	0
Johnson, Cooper	.234	14	47	5	11	3	0	0	6	8	15	0	0	.357	.298	3
Joyce, Corey	.219	28	105	10	23	1	1	1	15	5	26	2	2	.257	.276	4
Kenley, Jack	.160	8	25	3	4	1	1	0	4	1	10	1	0	.214	.280	0
King, Jose	.224	53	183	19	41	7	2	0	7	10	48	2	1	.267	.284	10
Kreidler, Ryan	.232	60	228	28	53	13	4	2	20	20	61	9	4	.307	.351	7
Liniak, Kingston	.205	52	200	22	41	8	1	1	13	17	60	6	5	.284	.270	2
Martinez, Hector	.250	19	68	7	17	5	0	1	17	6	13	1	2	.311	.368	3
Martinez, Jose	.222	10	36	2	8	1	0	0	3	4	13	0	1	.300	.250	2
Navigato, Adam	.222	19	54	7	12	1	1	0	3	3	19	0	1	.259	.278	2
Packard, Bryant	.351	11	37	5	13	2	0	0	2	6	9	1	0	.432	.405	0
Quero, Jose	.333	4	12	2	4	3	0	0	2	3	1	0	0	.500	.583	0
Quiggie, Kona	.194	53	175	17	34	3	0	2	17	23	51	1	2	.292	.246	0
Quintana, Nick	.256	25	86	12	22	7	0	1	4	12	31	1	0	.347	.372	2
Rea, Yoandy	.238	6	21	1	5	0	0	0	2	0	7	0	2	.273	.238	0
Silverio, Gersuan	.148	29	88	8	13	2	0	1	6	13	35	0	0	.267	.205	0
Smith, Kelvin	.152	9	33	3	5	2	0	0	5	1	14	2	0	.222	.212	2
Tuck, Avery	.175	37	126	10	22	3	3	1	10	6	41	0	1	.218	.270	0
Verdon, Jordan	.241	41	133	17	32	11	2	0	17	17	26	1	0	.342	.353	1
Team Total	.221	76	2384	267	527	99	17	15	224	244	652	37	31	.303	.296	70

PITCHERS	W	L	ERA	G	GS	CG	SH	SV	IP	H	R	ER	HR	HR	BB	SO	WP	BAA
Aguilera, Juan	0	0	3.00	2	0	0	0	0	3	2	1	1	0	2	3	0	.182	
Anderson, Austin	2	1	3.64	21	0	0	0	3	29.2	27	17	12	3	12	36	0	.241	
Baker, Jake	2	1	3.68	7	0	0	0	0	14.2	12	7	6	0	14	24	3	.226	
Behenna, Kory	4	1	6.56	20	0	0	0	4	23.1	32	23	17	1	7	28	3	.311	
Bergner, Austin	0	2	6.33	11	2	0	0	1	21.1	25	15	15	2	10	11	4	.309	
Beyer, Andrew	0	0	0.00	1	0	0	0	0	1	0	0	0	0	1	1	0	.000	
Bienlien, Michael	0	1	4.50	3	0	0	0	0	6	6	3	3	0	2	6	0	.250	
Chentouf, Yaya	0	0	0.00	5	0	0	0	4	4.2	3	0	0	0	0	6	0	.188	
Conger, Maddux	0	1	2.57	5	1	0	0	0	14	12	5	4	1	9	12	1	.235	
De La Rosa, Bairon	0	2	10.66	10	0	0	0	0	12.2	14	16	15	1	19	16	8	.286	
De Los Reyes, Raul	3	3	2.86	21	0	0	0	0	28.1	35	12	9	1	5	28	3	.299	
Dellinger, Jack	0	1	6.75	2	2	0	0	0	9.1	13	7	7	0	1	6	2	.333	
Domnarski, Doug	0	0	0.00	1	0	0	0	0	2.2	2	0	0	0	0	2	1	.222	
Fajardo, Rodolfo	0	0	9.00	3	1	0	0	0	5	7	5	5	0	2	5	0	.350	
Fernander, Chavez	2	2	2.31	11	8	0	0	0	35	28	9	9	3	13	33	1	.224	
Hess, Zack	0	0	0.00	5	0	0	0	3	5.2	1	0	0	0	3	10	0	.056	
Javier, Xavier	3	3	3.90	14	14	0	0	0	55.1	50	28	24	2	33	39	8	.243	
Jimenez, Marco	3	2	4.13	14	10	0	0	0	52.1	50	26	24	8	21	36	2	.251	
Lance, Carson	4	3	2.92	12	12	0	0	0	52.1	39	20	17	2	32	56	8	.206	
Magno, Andrew	1	0	2.05	19	0	0	0	3	22	16	6	5	2	17	19	7	.200	
Montero, Keider	2	2	2.55	5	5	1	1	0	24.2	22	7	7	2	5	26	0	.259	
Noble, Wes	1	1	5.82	7	2	0	0	0	17	21	11	11	2	7	14	3	.292	
O'Loughlin, Jack	2	4	3.13	13	12	0	0	0	60.1	57	24	21	1	24	49	2	.254	
Perez, Cleiverth	0	0	0.00	1	1	0	0	0	5	2	0	0	0	2	3	0	.118	
Shepherd, Zac	1	3	2.70	13	0	0	0	1	20	20	7	6	1	6	23	3	.260	
Silva, Alfredo	0	1	0.00	8	3	0	0	0	19	6	2	0	0	16	23	0	.098	
Stuka, Tim	0	2	4.58	10	0	0	0	2	17.2	15	11	9	0	9	15	5	.250	
Tassin, Bryce	3	0	2.45	11	0	0	0	0	18.1	15	7	5	1	5	24	1	.221	
Thomas, Kyle	0	1	1.54	17	3	0	0	1	35	22	6	6	2	8	20	1	.179	
Tortosa, Crishtan	1	4	3.62	15	0	0	0	0	27.1	13	17	11	1	24	25	5	.143	
Walker, Matt	0	1	67.50	1	0	0	0	0	0.2	3	5	5	1	2	2	0	.600	
Team Total	34	42	3.55	76	76	1	6	22	643.1	570	297	254	37	311	601	71	.239	

Season Review

The Connecticut Tigers finished in second place under newly appointed Whitecaps manager Brayan Peña in the New York Penn League's Stedler Division with a record of 34-42. Strong cameos from 2019 draftees Riley Greene and Bryant Packard were among the offensive highlights. On the mound, several pitchers impressed, as Jack O'Loughlin (3.13 ERA, 60.1 IP) and Keider Montero (2-2, 2.55 ERA in 24.2 IP) led the Connecticut pitching staff. During the offseason, the team rebranded, and will debut as the Norwich Sea Unicorns for the 2020 season.



GULF COAST LEAGUE TIGERS - EAST (ROOKIE)

2019 Final Statistics

BATTERS	AVG	G	AB	R	H	2B	3B	HR	RBI	BB	SO	SB	CS	OBP	SLG	E
Alvarado, Darwin	.220	40	141	16	31	5	1	1	19	14	25	8	3	.291	.291	0
Cary, Elliott	.177	24	79	11	14	2	0	0	2	12	27	3	1	.316	.203	2
Chacon, Esney	.202	24	94	11	19	2	0	0	8	7	15	4	4	.252	.223	0
Dunn, Cordell	.143	24	77	7	11	4	0	0	5	9	24	1	0	.250	.195	2
Figueroa, Gustavo	.333	4	9	0	3	0	0	0	0	1	1	0	0	.400	.333	1
Girand, Jonah	.000	2	3	0	0	0	0	0	0	0	2	0	0	.000	.000	1
Gonzalez, Alvaro	.200	25	95	8	19	5	0	1	5	5	20	1	1	.243	.284	4
Hurtado, Pedro	.000	1	1	0	0	0	0	0	0	1	0	0	0	.500	.000	0
Irigoyen, Carlos	.263	31	99	12	26	4	0	0	10	7	14	2	2	.312	.303	6
Laurencio, Luis	.162	21	68	3	11	0	0	0	6	4	25	3	1	.219	.162	1
MacLaren, Cole	.267	15	30	6	8	0	0	0	2	6	3	0	0	.405	.267	0
Martinez Jr., Pedro	.217	31	106	14	23	7	0	2	12	10	27	0	0	.297	.340	5
McMillan, Sam	.667	1	3	0	2	0	0	0	0	0	0	0	0	.750	.667	0
Mojica, Jimmy	.271	39	140	19	38	7	1	0	14	9	26	3	3	.323	.336	3
Noworyta, David	.000	4	4	1	0	0	0	0	0	0	1	0	0	.200	.000	0
Olivas, Martin	.182	24	77	7	14	3	0	1	8	8	15	0	1	.276	.260	4
Perez, Yerjani	.231	13	39	9	9	3	0	0	2	4	14	0	0	.318	.308	5
Perry, Connor	.236	37	110	25	26	4	1	2	15	30	36	18	2	.406	.345	1
Quero, Jose	.280	31	107	8	30	9	1	4	26	16	18	2	0	.368	.495	6
Rea, Yoandy	.400	29	95	21	38	9	0	5	25	7	10	1	0	.453	.653	3
Reyes, Daniel	.294	6	17	3	5	2	0	0	2	4	1	0	0	.429	.412	2
Smith, Kelvin	.083	4	12	3	1	0	0	0	1	1	5	0	0	.214	.083	0
Valencia, Eduardo	.500	1	4	0	2	1	0	0	0	0	0	0	0	.500	.750	0
Valente, John	.333	1	3	1	1	0	0	0	0	1	1	0	0	.500	.333	0
Veliz, Frank	.207	27	87	13	18	3	1	0	9	8	18	5	1	.297	.264	4
Team Total	.233	48	1500	198	349	70	5	16	171	164	328	51	19	.318	.318	57

PITCHERS	W	L	ERA	G	GS	CG	SH	SV	IP	H	R	ER	HR	BB	SO	WP	BAA
Beattie, Matt	1	2	7.80	10	1	0	0	0	15	20	21	13	2	15	14	5	.339
Brieske, Beau	3	1	3.12	10	0	0	0	2	17.1	11	7	6	1	9	28	2	.183
Burgos, Ronald	0	1	13.50	5	0	0	0	0	4.2	9	8	7	1	5	2	1	.429
Chavez, Alejandro	0	4	8.80	11	7	0	0	0	30.2	44	35	30	4	26	23	6	.336
Conger, Maddux	0	0	0.00	1	1	0	0	0	1	0	0	0	0	0	0	0	.000
Cortes, Maximo	1	1	5.48	10	0	0	0	0	21.1	24	13	13	3	8	21	1	.279
Di Monte, Daniele	0	0	5.23	9	0	0	0	0	10.1	9	6	6	0	12	10	7	.231
Francisco, Roberto	0	0	4.91	5	0	0	0	0	7.1	7	5	4	0	4	8	2	.250
Ingram, Kolton	1	1	4.15	15	1	0	0	1	30.1	29	14	14	1	11	28	1	.252
Klinchcock, Robert	2	3	4.79	9	4	0	0	0	35.2	37	20	19	1	11	32	3	.262
Moreno, Gerson	0	2	8.10	7	6	0	0	0	6.2	8	6	6	0	5	7	2	.296
Moreno, Williander	0	3	5.40	7	0	0	0	1	8.1	6	7	5	2	8	5	4	.200
Paulino, Miguel	0	2	6.64	11	0	0	0	1	20.1	24	16	15	2	13	18	3	.296
Perez, Cleiverth	1	3	3.54	10	9	0	0	0	40.2	44	19	16	2	9	26	1	.268
Pina, Jose	2	1	6.66	10	7	0	0	0	25.2	29	24	19	0	21	9	7	.282
Pinales, Erick	0	0	0.00	1	1	0	0	0	4.2	0	0	0	0	7	4	1	.000
Salazar, Joseph	2	3	2.25	9	8	0	0	0	40	39	18	10	1	12	29	1	.253
Santana, Andy	3	0	4.81	12	0	0	0	1	24.1	26	13	13	2	15	17	4	.283
Sommerfeld, Luke	0	0	3.86	2	0	0	0	0	2.1	3	2	1	0	1	3	0	.300
Tassin, Bryce	1	1	1.32	6	0	0	0	0	13.2	10	4	2	1	4	10	3	.200
Terrero, Richard	1	0	3.00	6	0	0	0	0	12	4	4	4	0	9	15	5	.100

Season Review

The GCL Tigers-East team finished with a seventh-place record of 19-29 in the Gulf Coast League North Division. The offense was led by outstanding young catcher Yoandy Rea (.400-5-25, .453 OBP in 29G). On the mound, pitcher Beau Brieske struck out 28 batters in 17.1 innings, while holding opponents to a .183 batting average against, while starter Joseph Salazar posted a 2-3 record with a 2.25 ERA in 40 innings.

GULF COAST LEAGUE TIGERS - WEST (ROOKIE)



2019 Final Statistics

BATTERS	AVG	G	AB	R	H	2B	3B	HR	RBI	BB	SO	SB	CS	OBP	SLG	E
Brinkman, Clark	.262	18	65	17	17	5	1	8	10	14	5	1	.350	.415	0	
Burks, Jeremiah	.256	35	117	22	30	4	1	3	19	22	40	3	1	.395	.385	4
Carpenter, Kerry	.319	43	160	33	51	16	3	9	34	22	18	6	0	.408	.625	1
Chacon, Esney	.158	14	57	9	9	3	0	0	5	10	11	4	0	.279	.211	0
Dey, Griffin	.250	2	8	0	2	0	0	0	0	0	3	0	0	.333	.250	0
Escalona, Ildemaro	.244	14	41	6	10	3	0	0	7	12	12	2	0	.407	.317	4
Esposito, Vinny	.182	7	22	6	4	0	1	2	4	7	1	0	0	.357	.409	0
Girand, Jonah	.300	7	10	1	3	1	0	1	1	3	2	0	0	.462	.700	0
Gonzalez, Alvaro	.262	15	42	11	11	3	0	0	9	13	8	4	1	.450	.333	5
Greene, Riley	.351	9	37	9	13	3	0	2	8	5	12	0	0	.442	.595	1
Hurtado, Pedro	.216	16	51	3	11	0	0	1	7	3	14	1	0	.255	.275	1
Jarecki, Matt	.292	43	154	29	45	15	2	4	31	22	29	3	2	.394	.494	2
Kenley, Jack	.438	4	16	5	7	0	0	1	2	4	3	1	0	.550	.625	0
Kerr, Jimmy	.278	25	90	16	25	7	0	6	19	13	20	0	0	.369	.556	10
Mang, Jared	.212	43	151	20	32	9	3	1	22	15	29	0	1	.292	.331	0
McMillan, Sam	.375	3	8	4	3	1	0	0	0	2	1	0	0	.583	.500	0
Myers, Dane	.600	3	5	1	3	1	0	0	2	4	1	0	0	.778	.800	2
Navigato, Andrew	.133	15	45	7	6	2	0	0	1	5	12	0	1	.278	.178	5
Noworyta, David	.087	10	23	1	2	0	0	0	1	3	3	0	0	.185	.087	1
Parks, Pavin	.000	7	19	2	0	0	0	0	0	6	7	0	0	.240	.000	3
Pearce, Jordan	.217	23	60	12	13	1	0	1	7	18	11	2	0	.434	.283	6
Perez, Yerjani	.224	18	58	10	13	1	0	1	8	8	13	3	0	.318	.293	4
Smith, Kelvin	.230	20	61	9	14	1	0	3	11	5	22	2	0	.309	.373	5
Valencia, Eduardo	.219	31	114	17	25	6	0	0	17	8	13	1	0	.270	.272	5
Valente, John	.200	4	15	1	3	0	1	0	1	0	1	1	0	.200	.333	0
Zabowski, Cole	.255	45	157	26	40	10	0	2	20	19	28	1	0	.353	.357	0
Team Total	.247	50	1586	277	392	92	12	37	242	236	334	40	7	.356	.390	66

PITCHERS	W	L	ERA	G	GS	CG	SH	SV	IP	H	R	ER	HR	BB	SO	WP	BAA
Appleton, Jose	6	2	2.66	11	7	0	0	0	44	33	17	13	1	25	34	8	.214
Bergner, Austin	0	1	6.35	4	0	0	0	0	5.2	3	5	4	1	2	7	0	.143
Bienlien, Michael	1	0	4.50	4	0	0	0	0	8	7	4	4	0	3	9	1	.219
Breto, Liarvis	0	0	0.00	10	0	0	0	4	8.2	8	0	0	0	1	11	1	.235
Burgos, Ronald	0	0	9.58	8	0	0	0	0	10.1	19	13	11	2	2	9	1	.396
Coburn, Josh	1	0	3.54	16	0	0	0	0	20.1	21	12	8	1	9	12	2	.280
Conger, Maddux	0	0	0.00	1	0	0	0	0	2	1	0	0	0	0	0	1	.143
De La Cruz, Isreal	0	0	3.29	12	0	0	0	2	13.2	5	5	5	1	5	14	1	.109
Dellinger, Jack	3	1	1.07	10	4	0	0	0	33.2	25	5	4	1	4	28	3	.214
Domnarski, Doug	1	0	0.95	16	0	0	0	1	19	16	5	2	1	4	16	0	.232
Fajardo, Rodolfo	1	1	2.01	9	8	0	0	0	22.1	18	5	5	3	4	17	0	.217
Fenelon, Wilmer	0	0	6.75	1	0	0	0	0	2.2	2	2	2	0	3	3	1	.200
Francisco, Roberto	1	1	2.79	7	0	0	0	1	9.2	8	7	3	0	2	9	3	.216
Gardea, Dario	2	3	3.82	8	6	0	0	0	30.2	30	17	13	1	8	35	3	.246
Jimenez, Francisco	1	0	4.50	16	0	0	0	1	22	14	12	11	2	19	20	2	.184
Kessler, Sam	1	3	3.48	17	0	0	0	0	20.2	16	13	8	1	10	20	2	.205
Ledesma, Stevie	0	0	0.00	1	0	0	0	0	1	0	0	0	0	0	1	0	.000
Montero, Keider	2	1	1.57	5	5	0	0	0	23	22	8	4	0	11	23	0	.250
Parks, Pavin	0	0	0.00	4	0	0	0	0	5	6	1	0	0	1	5	0	.273
Quinones, Emmanuel	4	3	3.47	11	11	0	0	0	46.2	47	24	18	2	10	34	2	.260
Reuss, Grant	1	0	4.15	5	0	0	0	0	4.1	2	4	2	0	8	3	4	.143
Richmond, Nick	0	0	2.70	5	0	0	0	1	6.2	8	3	2	1	1	8	0	.286
Silva, Ricardo	3	2	4.50	13	3	0	0	0	32	38	19	16	3	4	25	1	.290
Stuka, Tim	0	1	7.94	4	4	0	0	0	5.2	4	5	5	0	3	6	3	.190
Vancena, Jayce	1	0	1.53	11	0	0	0	0	17.2	19	5	3	0	1	16	1	.275
White, Brendan	0	1	8.10	2	2	0	0	0	6.2	10	6	6	0	1	8	1	.357
Team Total	30	20	3.19	50	50	0	10	10	423	383	199	150	21	143	374	41	.240

Season Review

The GCL Tigers-West club enjoyed a successful 2019 season, finishing with a record of 30-20 in the Gulf Coast League North division. The offense was led by many forces, including Matt Jarecki -- the nephew of Whitecaps Vice President and General Manager Jim Jarecki, who hit .292-4-31 with a .394 OBP in 43 games. On the mound, starting pitchers Jose Appleton (6-2, 2.66 ERA in 44 IP) and Emmanuel Quinones (4-3, 3.47 ERA in 46.2 IP), while relievers Jack Dellinger (3-1, 1.07) and Jayce Vancena (1-0, 1.553 ERA in 17.2 IP) shined in the bullpen.



2020 MLB/2019 MILB PERFORMANCE

2020 Major League Playoff Results

American League Wildcard Series

Tampa Bay def. Toronto, 2-0
NY Yankees def. Cleveland, 2-0
Houston def. Minnesota, 2-0
Oakland def. Chicago White Sox, 2-1

National League Wildcard Series

Los Angeles Dodgers def. Milwaukee, 2-0
San Diego def. St. Louis, 2-1
Miami def. Chicago Cubs, 2-0
Atlanta def. Cincinnati 2-0

American League Division Series

Tampa Bay def. NY Yankees, 3-2
Houston def. Oakland, 3-1

National League Division Series

Los Angeles Dodgers def. San Diego, 3-0
Atlanta def. Miami, 3-0

American League Championship

Tampa Bay Def. Houston, 4-3

National League Championship

Los Angeles Dodgers def. Atlanta, 4-3

World Series

Los Angeles Dodgers def. Tampa Bay, 4-2

- Los Angeles 8, Tampa Bay 3
- Tampa Bay 6, Los Angeles 4
- Los Angeles 6, Tampa Bay 2
- Tampa Bay 8, Los Angeles 7
- Los Angeles 4, Tampa Bay 2
- Los Angeles 3, Tampa Bay 1

2020 World Series Champions — Los Angeles Dodgers

2020 Major League Baseball Standings

American League

AL EAST	W	L	PCT.	GB	AL CENTRAL	W	L	PCT	GB	AL WEST	W	L	PCT	GB
Tampa Bay	40	20	.667	-	Minnesota	36	24	.600	-	Oakland	36	24	.600	-
New York	33	27	.650	7	Chicago	35	25	.583	1.0	Houston	29	31	.483	7.0
Toronto	32	28	.533	8.0	Cleveland	35	25	.583	1.0	Seattle	27	33	.450	9.0
Baltimore	25	35	.417	15.0	Kansas City	26	34	.433	10.0	LA Angels	26	34	.433	10.0
Boston	24	36	.400	16.0	DETROIT	23	35	.397	12.0	Texas	22	38	.367	14.0

National League

NL EAST	W	L	PCT	GB	NL CENTRAL	W	L	PCT	GB	NL WEST	W	L	PCT	GB
Atlanta	35	25	.583	-	Chicago	34	26	.567	-	Los Angeles	43	17	.717	-
Miami	31	29	.517	4.0	St. Louis	30	28	.517	3.0	San Diego	37	23	.617	6.0
Philadelphia	28	32	.467	7.0	Cincinnati	31	29	.517	3.0	San Francisco	29	31	.483	14.0
New York	26	34	.433	9.0	Milwaukee	29	31	.483	5.0	Colorado	26	34	.433	17.0
Washington	26	34	.433	9.0	Pittsburgh	19	41	.317	15.0	Arizona	25	35	.417	18.0

2019 Minor League Performance

ORGANIZATION	W	L	PCT.	ORGANIZATION	W	L	PCT.
Tampa Bay Rays	428	319	.573	Philadelphia Phillies	358	366	.494
Los Angeles Dodgers	416	324	.562	New York Mets	369	379	.493
Texas Rangers	382	301	.559	Milwaukee Brewers	367	377	.493
Arizona Diamondbacks	422	336	.557	Chicago White Sox	331	345	.490
Minnesota Twins	361	309	.539	Washington Nationals	332	349	.488
San Diego Padres	396	345	.534	Seattle Mariners	335	353	.487
Pittsburgh Pirates	379	338	.529	Oakland Athletics	354	388	.477
Houston Astros	358	321	.527	Chicago Cubs	352	387	.476
Baltimore Orioles	359	323	.526	Colorado Rockies	334	373	.472
New York Yankees	411	382	.518	DETROIT TIGERS	340	386	.468
San Francisco Giants	384	360	.516	Atlanta Braves	311	359	.464
Cleveland Indians	377	364	.509	Boston Red Sox	313	369	.459
Miami Marlins	340	332	.506	Cincinnati Reds	336	413	.449
Toronto Blue Jays	370	376	.496	St. Louis Cardinals	334	412	.448
Kansas City Royals	372	380	.495	Los Angeles Angels	282	404	.411

2021 WHITECAPS

SEASON REVIEW

OPPONENTS

HISTORY

RECORDS

DETROIT TIGERS

MEDIA

2019 AFFILIATE STANDINGS



2021 WHITECAPS

SEASON REVIEW

OPPONENTS

HISTORY

RECORDS

DETROIT TIGERS

MEDIA

International League (AAA)

NORTH	W	L	PCT	GB	SOUTH	W	L	PCT	GB	WEST	W	L	PCT	GB
Scranton/WB	76	65	.539	-	Gwinnett	80	59	.576	-	Columbus	81	59	.579	-
Syracuse	75	66	.532	1.0	Charlotte	75	64	.540	5.0	TOLEDO	66	74	.471	15.0
Buffalo	71	69	.507	4.5	Durham	75	64	.540	5.0	Indianapolis	66	74	.471	15.0
Rochester	70	70	.500	5.5	Norfolk	60	79	.432	20.0	Louisville	59	81	.421	22.0
Lehigh Valley	66	74	.471	9.5										
Pawtucket	59	81	.421	16.5										

Eastern League (AA)

EASTERN					WESTERN				
W	L	PCT	GB		W	L	PCT	GB	
Reading	80	59	.576	-	ERIE	77	61	.558	-
Trenton	76	62	.551	3.5	Harrisburg	76	63	.547	1.5
Hartford	73	66	.525	7.0	Bowie	76	64	.543	2.0
Binghamton	67	73	.479	13.5	Altoona	69	71	.493	9.0
New Hampshire	63	76	.453	17.0	Akron	61	79	.436	17.0
Portland	62	77	.446	18.0	Richmond	55	84	.396	22.5

Florida State League (High A)

NORTH	W	L	PCT	GB	SOUTH	W	L	PCT	GB
Dunedin	80	55	.593	-	Charlotte	82	53	.607	-
Clearwater	68	68	.500	12.5	Fort Myers	74	59	.556	7.0
Daytona	66	68	.493	13.5	Bradenton	73	62	.541	9.0
LAKELAND	65	70	.481	15.0	St. Lucie	68	66	.507	13.5
Tampa	64	71	.474	16.0	Palm Beach	57	73	.438	22.5
Florida	54	82	.397	26.5	Jupiter	54	78	.409	26.5

New York-Penn League (Short-Season A)

McNAMARA	W	L	PCT	GB	PINCKNEY	W	L	PCT	GB	STEDLER	W	L	PCT	GB
Brooklyn	43	32	.573	-	Batavia	41	35	.539	-	Lowell	42	34	.553	-
Hudson Valley	43	32	.573	-	West Virginia	40	36	.526	1.0	CONNECTICUT	34	42	.447	8.0
Aberdeen	42	33	.560	1.0	State College	39	36	.520	1.5	Vermont	33	42	.440	8.5
Staten Island	40	36	.526	3.5	Mahoning Valley	37	39	.487	4.0	Tri-City	32	42	.432	9.0
					Williamsport	32	43	.427	8.5					
					Auburn	30	46	.395	11.0					

Gulf Coast League (Rookie)

EAST	W	L	PCT	GB	NORTH	W	L	PCT	GB	SOUTH	W	L	PCT	GB
Marlins	28	22	.560	-	Phillies West	33	15	.688	-	Orioles	38	15	.717	-
Mets	30	24	.556	-	TIGERS WEST	30	20	.600	4.0	Twins	30	21	.558	7.0
Nationals	26	23	.531	1.5	Blue Jays	27	23	.540	7.0	Red Sox	27	25	.519	10.5
Astros	25	26	.490	3.5	Yankees West	22	27	.449	11.5	Rays	25	28	.472	13.0
Cardinals	20	34	.370	10.0	Phillies East	21	27	.438	12.0	Braves	18	31	.367	18.0
					TIGERS EAST	19	29	.396	14.0	Pirates	18	36	.333	20.5
					Yankees East	18	29	.383	14.5					



ORGANIZATIONAL DIRECTORY

2021 WHITECAPS

SEASON REVIEW

OPPONENTS

HISTORY

RECORDS

DETROIT TIGERS

MEDIA

	<p>Team: Detroit Tigers (American League) Stadium (Capacity): Comerica Park (41,782) Stadium Address: 2100 Woodward Avenue Detroit, MI 48201</p> <p>Manager: A.J. Hinch Pitching Coach: Chris Fetter Hitting Coach: Scott Coolbaugh Head Athletic Trainer: Doug Teter General Manager: Al Avila Media Relations Contact: Chad Crunk E-Mail Address: Chad.Crunk@tigers.com Main Phone/Fax: (313) 471-2000/(313) 471-2138 Website: www.detroittigers.com</p>
	<p>Team: Toledo Mud Hens (Triple-A East - Midwest) Stadium (Capacity): Fifth Third Field (8,943) Stadium Address: 406 Washington Street Toledo, OH 43604</p> <p>Manager: Tom Prince Pitching Coach: Doug Bochtler Hitting Coach: Mike Hessman Athletic Trainer: Jason Schwartzman General Manager: Erik Ibsen Media Relations Contact: Andi Roman E-Mail Address: aromantye@mudhens.com PR Phone/Fax: (419) 725-4371/(419) 725-4368 Press Box: (419) 725-4367 ext. 149 Website: www.mudhens.com</p>
	<p>Team: Erie SeaWolves (Double-A Northeast - Southwest) Stadium (Capacity): UPMC Park (6,000) Stadium Address: 110 East 10th Street Erie, PA 16501</p> <p>Manager: Arnie Beyeler Pitching Coach: Mark Johnson Hitting Coach: Adam Melhuse Athletic Trainer: Chris Vick General Manager: Greg Coleman Media Relations Contact: Greg Gania E-Mail Address: ggania@seawolves.com PR Phone/Fax: (814) 456-1300 Ext. 307/(814) 456-7520 Press Box: (814) 456-1300 Ext. 211 Website: www.seawolves.com</p>

Baseball America's Best Organizational Tools 2021

Best Hitter for Average	Spencer Torkelson
Best Power Hitter	Spencer Torkelson
Best Strike-Zone Discipline	Spencer Torkelson
Fastest Baserunner	Parker Meadows
Best Athlete	Parker Meadows
Best Fastball	Jason Foley
Best Curveball	Keider Montero
Best Slider	Alex Faedo
Best Changeup	Casey Mize
Best Control	Paul Richan
Best Defensive Catcher	Jake Rogers
Best Defensive Infielder	Cole Peterson
Best Infield Arm	Sergio Alcantara
Best Defensive Outfielder	Derek Hill
Best Outfield Arm	Riley Greene

Bold indicates former Whitecaps. List does not include players with more than 130 at-bats or 50 innings pitched in the Major Leagues.



	<p>Team: Lakeland Flying Tigers (Low-A Southeast - West) Stadium (Capacity): Publix Field at Joker Marchant Stadium (8,500) Stadium Address: 2301 Lakeland Hills Boulevard Lakeland, FL 33805</p> <p>Manager: Andrew Graham Pitching Coach: Carlos Bohorquez Hitting Coach: John Murrian Athletic Trainer: Sean McFarland General Manager: Zach Burek E-Mail Address: zach.burek@detroittigers.com Phone/Fax: (863) 686-8075/(863) 688-9589 Press Box: (863) 413-4001 Web site: www.lakelandflyingtigers.com</p>
	<p>Team: Complex League Tigers 1 Stadium (Capacity): Joker Marchant Stadium (8,500) Stadium Address: 2301 Lakeland Hills Boulevard Lakeland, FL 33805</p> <p>Managers: Ryan Minor Pitching Coach: Mike Alvarez Hitting Coach: Tim Garland Athletic Trainer: Erick Flores President: Al Avila Director of Florida Operations: Ron Myers Contact: ron.myers@detroittigers.com Phone/Fax: (863) 686-8075/(863) 688-9589 Press Box: (863) 413-4001</p>
	<p>Team: Complex League Tigers 2 Stadium (Capacity): Joker Marchant Stadium (8,500) Stadium Address: 2301 Lakeland Hills Boulevard Lakeland, FL 33805</p> <p>Managers: Gary Cathcart Pitching Coach: Santiago Garrido Hitting Coach: Rafael Gil Athletic Trainer: Juan Pena President: Al Avila Director of Florida Operations: Ron Myers Contact: ron.myers@detroittigers.com Phone/Fax: (863) 686-8075/(863) 688-9589 Press Box: (863) 413-4001</p>

Baseball America's 2021 Top 10 Tigers Prospects

1. Spencer Torkelson, IF
2. **Tarik Skubal**, LHP
3. Casey Mize, RHP
4. **Matt Manning**, RHP
5. **Riley Greene**, OF
6. **Isaac Paredes**, IF
7. Dillon Dingler, C
8. **Daz Cameron**, OF
9. Daniel Cabrera, OF
10. Gage Workman, IF

Bold indicates former Whitecaps.



Former Tigers outfielder Chet Lemon, who helped lead Detroit to the 1984 World Series title, attended LMCU Ballpark in July as part of the 2019 “Tigers Wednesdays” series. Lemon hit .287 with 20 home runs and 76 RBI and was selected to the American League All-Star team.



BP SCHEDULE/GROUND RULES/MILEAGE

2021 LMCU Ballpark Batting Practice Schedule

7:05 p.m. game

Whitecaps Infield.....	4:00-4:15
Whitecaps BP.....	4:20-5:05
Visitor BP.....	5:10-5:55
Visitor Infield.....	6:00-6:15
Pre-Game.....	6:20-7:00

6:35 p.m. game

Whitecaps Infield.....	3:45-4:00
Whitecaps BP.....	4:05-4:45
Visitor BP.....	4:45-5:30
Visitor Infield.....	5:35-5:50
Pre-Game.....	5:55-6:35

6:00 p.m. game

Whitecaps Infield.....	3:00-3:15
Whitecaps BP.....	3:20-4:05
Visitor BP.....	4:10-4:55
Visitor Infield.....	5:00-5:15
Pre-Game.....	5:20-6:00

5:00 p.m. game

Whitecaps Infield.....	2:00-2:15
Whitecaps BP.....	2:20-3:05
Visitor BP.....	3:10-3:55
Visitor Infield.....	4:00-4:15
Pre-Game.....	4:20-5:00

4:00 p.m. game

Whitecaps Infield.....	1:00-1:15
Whitecaps BP.....	1:20-2:05

4:00 p.m. game (ctd.)

Visitor BP.....	2:10-2:55
Visitor Infield.....	3:00-3:15
Pre-Game.....	3:20-4:00

2:00 p.m. game

Whitecaps Infield.....	11:00-11:15
Whitecaps BP.....	11:20-12:05
Visitor BP.....	12:10-12:55
Visitor Infield.....	1:00-1:15
Pre-Game.....	1:20-2:00

12:00 p.m. game

Whitecaps Infield.....	9:00-9:15
Whitecaps BP.....	9:20-10:05
Visitor BP.....	10:10-10:55
Visitor Infield.....	11:00-11:15
Pre-Game.....	11:20-12:00

11:00 a.m. game

Whitecaps Infield.....	8:00-8:15
Whitecaps BP.....	8:20-9:05
Visitor BP.....	9:10-9:55
Visitor Infield.....	10:00-10:15
Pre-Game.....	10:20-11:00

**Please allow five minutes after Whitecaps infield for equipment setup, and five minutes for removal following visitors batting practice.*

2021 LMCU Ballpark Ground Rules

1. No break in screen.
2. Dugout facing and dugout poles out of play.
3. Dugout area: Catch ball in play; feet must remain in play and in line with protective screen; if player crosses line, play is dead.
4. Low wall and railing at the end of dugout inside of protective screen out of play.
5. Railing on top of box seat wall out of play.
6. Box seat wall in play except area behind low wall at end of dugout
7. No climbing on tarp or tarp cylinder (3rd base side).
8. Play baseballs as per rule with bullpen benches.
9. Baseball hit over CF batter's eye: Home run must clear 2' extension over 8' wall for home run.
10. Rightfield Deck: Baseball must clear extension for home run.
11. Leftfield Deck: Baseball must clear extension above 8' wall for home run.
12. Fly ball or bouncing baseball striking and remaining in padded billboard: Ground Rule Double
13. Baseball bouncing over outfield wall after landing in fair territory: Ground Rule Double
14. Batted or thrown baseball reaching 1st and 3rd base concrete runways out of play: One base advancement.
15. Batted or thrown baseball remaining on warning track between 1st and 3rd base runways: In play.
16. Foul Poles are outside of playing field.
17. Fly Ball striking any portion of foul pole and/or foul pole screen: Homerun.

High-A Central League Mileage Chart

TEAM	BEL	CR	PEO	QC	WIS	DAY	FW	GL	LC	LAN	SB	WM
Beloit	--	168	155	150	150	389	260	384	458	316	193	280
Cedar Rapids	168	--	178	80	274	510	390	550	592	450	320	412
Peoria	155	178	--	100	300	329	260	424	500	356	230	320
Quad Cities	150	80	100	--	272	430	320	450	512	370	245	335
Wisconsin	150	274	300	272	--	484	354	479	554	410	288	378
Dayton	389	510	329	430	484	--	127	307	227	260	244	328
Fort Wayne	260	390	260	320	354	127	--	213	243	135	90	180
Great Lakes	384	550	424	450	479	307	213	--	295	80	224	104
Lake County	458	592	500	512	554	227	243	295	--	248	273	320
Lansing	316	450	356	370	410	260	135	80	248	--	155	70
South Bend	193	320	230	245	288	244	90	224	273	155	--	121
WHITECAPS	280	412	320	335	378	328	180	104	320	70	121	--

2021 WHITECAPS

SEASON REVIEW

OPPONENTS

HISTORY

RECORDS

DETROIT TIGERS

MEDIA

HIGH-A CENTRAL LEAGUE RULES



Consecutive Hitting Streak – A consecutive hitting streak shall not be terminated if the plate appearance results in a base on balls, hit batsman, defensive interference or a sacrifice bunt. A sacrifice fly shall terminate the streak.

Designated Hitter – A hitter may be designated to bat for the pitcher in any spot in the batting order in any game without affecting the status of the pitcher. The DH must be selected and be included in the lineup card presented to the umpire-in-chief prior to the game. The DH is locked into the batting order, but may be removed for a pinch-hitter or pinch-runner who in turn becomes the DH. The replacement player may stay in the game defensively, but the pitcher must take the place in the batting order of the replaced defensive player. This would terminate the role of the DH for that game.

Injured List Length – Any player placed on the Injured List must sit out for at least seven (7) days. Day one is the first day following the player's last game played.

Extra Innings – Extra innings will begin with a runner on second base. The runner at second base will be the player in the batting order position previous to the leadoff batter of the inning (or a substitute for that player). By way of example, if the number five hitter in the batting order is due to lead off the 10th inning, the number four player in the batting order (or a pinch-runner for such player) shall begin the inning on second base. Any runner or batter removed from the game for a substitute shall be ineligible to return to the game, as is the case in all circumstances under the Official Baseball Rules. For purposes of calculating earned runs under Rule 9.16, the runner who begins an inning on second base pursuant to this rule shall be deemed to be a runner who has reached second base because of a fielding error, but no error shall be charged to the opposing team or to any player.

Magic Number – Compute the number of games remaining, add one, then subtract the number of games ahead in the loss column of the closest opponent. This is the number of wins a team must have to secure the pennant.

Pitcher's Mound Visits – Single-A clubs will be allowed 10 visits per team. These mound visit limits will apply whether the game is scheduled for seven or nine innings. For any extra-innings played, each club shall be entitled to one additional non-pitching change mound visit per inning. Official Baseball Rule 5.10(l), which governs mound visits by a manager or coach, remains in effect (i.e., a pitcher must be removed on the second visit by a manager/coach in an inning).

Definition of Mound Visit:

-A manager or coach trip to the mound to meet with the pitcher shall constitute a visit. A player leaving his position to confer with the pitcher, including a pitcher leaving the mound to confer with another player, shall also constitute a mound visit, regardless of where the visit occurs or the length of the visit, except that the following shall not constitute mound visits:

a. Discussions between pitchers and position player(s) that (i) occur between batters in the normal course of play and do not require either the position player(s) or the pitcher to relocate; b. Visits by position players to the mound to clean spikes in rainy conditions; c. Visits to the mound due to an injury or potential injury of the pitcher; and d. Visits to the mound after the announcement of an offensive substitution.

Cross-Up in Signs:

In the event a team has exhausted its allotment of mound visits in a game (or extra inning) and the home plate umpire determines that the catcher and pitcher did not have a shared understanding of the location or type of pitch that had been signaled by the catcher (otherwise referred to as a "cross-up"), the home plate umpire may, upon request of the catcher, allow the catcher to make a brief mound visit. Any mound visit resulting from a cross-up prior to a team exhausting its allotted number of visits shall count against a team's total number of allotted mound visits.

Player Eligibility – There are no age restrictions on player eligibility in the League, however, no more than two players on a team's active list may have five or more years of prior service. A player shall be credited with one year of minor league service for each season he was active or on the Disabled List of a minor league club for at least 30 days.

Qualifying Marks – To qualify for the league batting championship, a player must have a minimum of 378 plate appearances. To qualify for the ERA title, a pitcher must have at least 112 innings pitched.

Saves Rule – One save per game may be credited to a team. Credit a pitcher with a save when he meets all three of the following criteria:

1. He is the finishing pitcher in a game won by his club; and
2. He is not the winning pitcher; and
3. He qualifies under one of the following conditions:
 - a) He enters the game with a lead of no more than three runs and pitches for at least one inning; or
 - b) He enters the game with the potential tying run either on base, at bat, or on deck; or
 - c) He pitches effectively for at least three innings.

Suspended Game – A called game ends at the moment the umpire terminates play. EXCEPTION: If the game is called while an inning is in progress and before it is completed, the game becomes a SUSPENDED game in each of the following situations:

1. The visiting team has scored one or more runs to tie the score and the home team has not scored.
2. The visiting team has scored one or more runs to take the lead and the home team has not tied the score or retaken the lead.
3. The game has not become a regulation game (4.5 innings with the home team ahead, or five innings with the visiting club ahead or tied).
4. Any regulation game tied at the point play is stopped because of weather, curfew, or other reason.
5. If a game is suspended before it becomes a regulation game, and is continued prior to another regularly scheduled game, the regularly scheduled game will be limited to seven innings.
6. If a game is suspended after it is a regulation game, and is continued prior to another regularly scheduled game, the regularly scheduled game will be a nine-inning game.

EXCEPTION: The Suspended Rule will not apply to the last scheduled game between the two teams during the championship season or league playoffs.

"Step Off" Rule – Amended for the 2020 season, stating that any time during a pitcher's preliminary movements and until his natural pitching motion commits him to the pitch, he may throw to any base provided he disengages the rubbersteps directly toward such base before making the throw. The pitcher may not throw to an unoccupied base, except for the purpose of making a play or for purposes of an appeal.



WHITECAPS MEDIA DIRECTORY

Newspapers

Grand Rapids Press

Steve Kaminski, (616) 222-5477, skaminsk@mlive.com

Holland Sentinel

Dan D'Addona (Sports Editor), (616) 546-4276, daniel.daddona@hollandsentinel.com

Chris Zadorozny (Assistant Sports Editor), (616) 546-4271, chris.zadorozny@hollandsentinel.com

Advance Newspapers

Larry Hirt (Sports Editor), 616-209-0338, Loren_Hirt@mlive.com

Television

WOOD-TV 8 Grand Rapids (NBC)

Jack Doles, Sports Director, (616) 235-4317, jack.doles@woodtv.com

WZZM-TV 13 Grand Rapids (ABC)

Jamal Spencer, Sports Director, (616) 559-1432, jamalspencer@wzzm13.com

WXMI FOX 17 Grand Rapids (FOX)

Jason Hutton, (616) 447-5179, jhutton@fox17online.com

WWMT-TV 3 Kalamazoo (CBS)

Andy Pepper, Sports Director, (269) 388-4717, apepper@wwmt.com

WWTW Cadillac (CBS)

Matthew Doyle, Sports Director, (231) 775-3478 x3132, matthewdoyle@misportsnow.com

Broadcast Information

106.1-FM 'The Ticket' - Grand Rapids (Whitecaps Flagship Station)

Travis Gibbs, (616) 774-8461



The flagship radio station of the West Michigan Whitecaps is **106.1-FM 'The Ticket'**. Select Whitecaps' games will be carried on its sister station, **WJRW-AM 1340**. All 120 regular-season games will be aired live. Dan Hasty returns for his 6th season to handle play-by-play duties with Mike Coleman and Nate Wangler as part of the broadcast team.

The complete broadcast schedule and an online stream of every broadcast can be found at www.whitecapsbaseball.com. All home games and select road games are also streamed through **MiLB.TV**.



WJRW-AM 1340 - Grand Rapids

Travis Gibbs, (616) 774-8461

Whitecaps No-Hitters

The Whitecaps have thrown four no-hitters in franchise history, including two at Fifth Third Ballpark. They both occurred in a span of four days during the 2000 season. There has not been one thrown since then.

Date	Whitecap	Game Result
April 20, 1997	Dave Borkowski	W 6-0 @ Kane County
April 17, 1999	Sean Buller & Luis Pineda	W 2-0 (7 inn./Game 2) @ South Bend
June 10, 2000	Tommy Marx	W 8-0 vs. Kane County
June 13, 2000	Calvin Chipperfield	W 2-0 (7 inn./Game 2) vs. Kane County

INFORMATION/DIRECTORIES



2021 WHITESAPS

SEASON REVIEW

OPPONENTS

HISTORY

RECORDS

DETROIT TIGERS

MEDIA

MLB PDL Information

Mailing Address.....	P.O. Box 936 Beloit, WI 53512-0936
League Statistician	Major League Baseball Advanced Media (BAM) 75 Ninth Avenue New York, NY 10011
Phone.....	(212) 485-3444
League Directors.....	Dennis Conerton (Beloit), Doug Nelson (Cedar Rapids), Greg Rosenbaum (Dayton), Jason Freier (Fort Wayne), Chris Mundhenk (Great Lakes), Peter Cartagna (Lake County), Tom Dickson (Lansing), Jason Mott (Peoria), David Heller (Quad Cities), Andrew Berlin (South Bend), Lew Chamberlin (West Michigan), Rob Zerjav (Wisconsin), Dave Walker (Director Emeritus)
League General Managers.....	Jeff Jurgella (Beloit), Scott Wilson (Cedar Rapids), Robert Murphy (Dayton), Mike Nutter (Fort Wayne), Chris Mundhenk (Great Lakes), Jen Yorko (Lake County), Tyler Parsons (Lansing), Jason Mott (Peoria), Joe Kubly (Quad Cities), Nick Brown (South Bend), Jim Jarecki (West Michigan), Rob Zerjav (Wisconsin)



Affiliate Directory

Organization	Phone	Fax	Press Box
Detroit Tigers	(313) 471-2000	(313) 471-2138	(313) 471-2114
Toledo Mud Hens	(419) 725-4367	(419) 725-4368	(419) 725-4367 Ext. 149
Eric SeaWolves	(814) 456-1300	(814) 456-7520	(814) 456-1300 Ext. 211
Lakeland Flying Tigers	(863) 686-8075	(863) 688-9589	(863) 413-4001
Beloit Snappers	(608) 362-2272	(608) 362-0418	(608) 362-2078
Cedar Rapids Kernels	(319) 363-3887	(319) 363-5631	(319) 896-7579
Dayton Dragons	(937) 228-2287	(937) 228-2284	(937) 281-0042
Fort Wayne TinCaps	(260) 482-6400	(260) 471-4678	(260) 407-5769
Great Lakes Loons	(989) 837-2255	(989) 837-8780	(989) 837-6158
Lake County Captains	(440) 975-8085	(440) 975-8958	(440) 975-8085 Ext. 144
Lansing Lugnuts	(517) 485-4500	(517) 485-4518	(517) 485-5307
Peoria Chiefs	(309) 680-4000	(309) 680-4080	(309) 680-4045
Quad Cities River Bandits	(563) 324-3000	(563) 324-3109	(563) 333-2700
South Bend Cubs	(574) 235-9988	(574) 235-9950	(574) 968-0800
West Michigan Whitecaps	(616) 784-4131	(616) 784-4911	(616) 784-2870
Wisconsin Timber Rattlers	(920) 733-4152	(920) 733-8032	(920) 733-6342
MLB Advanced Media	(212) 485-3444	(212) 485-3456	N/A

High-A Central League Newspaper Directory

Club	Newspaper	Beat Writer	Phone	Fax/Email
Beloit	Beloit Daily News	Jim Franz	(608) 364-9223	(608) 365-1420
	Janesville Gazette	Eric Schmoltd	(608) 754-3311	(608) 755-8349
	Rockford Register Star	Jay Taft	(815) 987-1380	
Cedar Rapids	CSI Media	Todd Mischler	(262) 728-3424	(262) 728-5479
	Cedar Rapids Gazette	Jeff Johnson	(800) 397-8258	(319) 398-5861
	Dayton Daily News	John Boyle	(937) 225-2395	(937) 225-7352
Fort Wayne	Journal Gazette	Dylan Sinn	(260) 461-8260	(260) 461-8648
	The News Sentinel	Tom Davis	(260) 461-8240	(260) 461-8817
Great Lakes	Midland Daily News	Dan Chalk	(989) 832-5151	
	MLive.com: Bay City/Saginaw Morning Sun	Hugh Bernreuter	(989) 776-9771	
Lake County	Jim Lahde/Nate Schneider	Jim Lahde/Nate Schneider	(989) 779-6000	(810) 776-6125
	The News Herald	David Glasier	(440) 951-0000	sports@news Herald.com
	Lake County Gazette		(440) 428-0790	(440) 428-0786
Lansing	Cleveland Plain Dealer	Tim Warsinsky	(440) 602-4770	mstarkey@plalnd.com
	Lake County Sentinel	Tim Shirer	(440) 487-0892	
	Lansing State Journal	Brian Calloway	(517) 377-1071	(517) 377-1298
Peoria	Peoria Journal Star	Dave Eminian	(309) 256-1438	(309) 686-3205
	Quad-City Times	Steve Batterson	(563) 383-2285	(563) 383-2370
Quad Cities	Moline Dispatch/Rock Island Argus	Daniel Makarewicz	(309) 757-4968	(309) 797-0317
	South Bend Tribune	Tom Noie	(574) 235-6153	(574) 235-6091
South Bend	Elkhart Truth	Ken Fox	(574) 294-1661	(574) 235-6091
	Appleton Post Crescent	Mike Sherry	(920) 993-1000	(920) 733-1945
Wisconsin	Oshkosh Northwestern	Steve Clark	(920) 426-6659	(920) 426-6600
	Green Bay Press Gazette	Dale O'Brien	(920) 431-8413	(920) 431-8379



A HISTORY OF EXCELLENCE

2021 WHITECAPS

SEASON REVIEW

OPPONENTS

HISTORY

RECORDS

DETROIT TIGERS

MEDIA



SIX-TIME MIDWEST LEAGUE CHAMPIONS

1996 ♦ 1998 ♦ 2004 ♦ 2006 ♦ 2007 ♦ 2015



The 2021 West Michigan Whitecaps Media Guide was designed, compiled and edited by Dan Hasty. Thanks to Jim Jarecki, Elaine Boonenburg, Jack Powers, Steve VanWagoner, Lori Ashcroft, Scott Lutz, the Detroit Tigers, Major League Baseball Advanced Media, Minor League Baseball, and *Baseball America* for their input and assistance. All photos are property of the Whitecaps. This publication has been printed by Kent Communications, Inc. in Grand Rapids, Michigan. Entire contents © Whitecaps Professional Baseball Corporation.

2021 *WHITECAPS* MEDIA REGULATIONS

SEASON CREDENTIALS will be issued only to those legitimate newsgathering organizations that plan to cover the Whitecaps on a regular basis. Credentials are non-transferable and must be visible at all times.

DAILY CREDENTIALS will be issued to legitimate newsgathering organizations that do not qualify for season credentials. To obtain credentials, your initial request must be made in writing to the Whitecaps Media Relations department. Once your letter is on file, contact either Dan Hasty by email at danh@whitecapsbaseball.com or phone (616-784-4131) or Steve VanWagoner at SteveV@whitecapsbaseball.com or 616-318-8949 in daily credential requests. The deadline to submit your credential request is five hours before game time.

PARKING PASSES: Your media pass will also serve as a parking pass. The reserved media parking area is in the south parking lot in the rows closest to US 131. A parking attendant will direct you to the proper space. There is no parking fee for working media.

PRESS WILL CALL: Credentials may be picked up at the Will Call window (on the south side of the ballpark). Will Call opens two hours prior to game time.

ADMISSION: Media must enter LMCU Ballpark through the Pass Gate, located to the right of the ticket windows.

TELEVISION CREWS: There is a television platform located on the concourse behind home plate. Reserved parking for photographers is located near the service entrance and is identified by outlet.

FIELD: Due to COVID-19 health and safety protocols, credentialed season and daily media will not be permitted on the field until further notice.

DUGOUT: Due to COVID-19 health and safety protocols, photographers will not be allowed in the camera wells near both dugouts, but are permitted to shoot near anywhere fans are sitting in the stands, provided they following all COVID-19 protocols.

PRESS BOX: The press box is located on the upper level behind home plate. The entrance to the press box is located between sections 216 and 217. No food or drink is to leave the press box unless it is for a member of a camera crew. The press box is available to working media only. No spouses, guests or children of members of the media will be allowed in the press box.

MEDIA SEATING: Media will be able to use the visiting radio booth, assuming the visiting team's radio crew has decided not to travel to LMCU Ballpark. Otherwise, an available suite inside LMCU Ballpark will be made available for media use. In the event the visiting radio booth is in use *and* all suites are booked for the given ballgame, further arrangements will be made.

INTERVIEWS: Interviews will follow a predetermined schedule for before and after games, and be conducted via telephone or Zoom due to Major League Baseball regulations for player safety. In order to request an interview, contact Dan Hasty at DanH@whitecapsbaseball.com.

FOOD: Working media members may write food orders on the clipboard located just inside the door of the press box. Orders will be submitted to the suite staff at the start of the first inning. Drinks are provided in a refrigerator. Media food is complimentary, within reason. Tips for the waitstaff are encouraged.

STATS & INFORMATION: The West Michigan Whitecaps media department is entirely paperless and digital this season. Media materials are accessible via the Whitecaps Online Press Box at www.milb.com/west-michigan/team/pressbox. Game notes and statistics should be made available approximately two hours before game time. Anyone needing information earlier should contact the Whitecaps' Media Relations department.

CLUBHOUSE: Due to COVID-19 health and safety protocols, the Whitecaps' clubhouse is closed to the media until further notice. If you have a specific request for an interview, please contact Dan Hasty at (586) 604-6755 at least one day in advance.

BATTING PRACTICE: Members of the media are welcome to watch batting practice from inside LMCU Ballpark, but may not go on to the playing field. The Whitecaps are not responsible for any injuries that may be incurred while on the field.

AUTOGRAPHS: Autograph seeking by members of the media is prohibited.

FOR MORE INFORMATION regarding policies or questions about interviews, photo requests, statistical information, credential requests, news releases, etc., please contact Dan Hasty at (586) 604-6755.

VIOLATIONS of media regulations may result in revocation of an individual's credentials.

These rules and regulations are subject to change at the discretion of the Whitecaps' Media Relations department or Whitecaps Manager Brayán Peña. Thank you for your cooperation.



WEST MICHIGAN WHITECAPS

2021 SCHEDULE



MAY

SUN	MON	TUE	WED	THUR	FRI	SAT
						1
2	3	4	5	6	7	8
		FW	FW	FW	FW	FW
9	10	11 GL 6:35	12 GL 6:35	13 GL 6:35	14 GL 6:35	15 GL 6:35
16 GL 2:00	17	18	19	20	21	22
		WIS	WIS	WIS	WIS	WIS
23	24	25 LC 6:35	26 LC 6:35	27 LC 6:35	28 LC 6:35	29 LC 6:35
30 LC 2:00	31					

JUNE

SUN	MON	TUE	WED	THUR	FRI	SAT
		1	2	3	4	5
		GL	GL	GL	GL	GL
6	7	8 LAN 7:05	9 LAN 7:05	10 LAN 7:05	11 LAN 7:05	12 LAN 7:05
13 LAN 2:00	14	15	16	17	18	19
		LC	LC	LC	LC	LC
20	21	22 DAY 7:05	23 DAY 7:05	24 DAY 7:05	25 DAY 7:05	26 DAY 7:05
27 DAY 2:00	28	29	30			
		PEO	PEO			

JULY

SUN	MON	TUE	WED	THUR	FRI	SAT
				1	2	3
				PEO	PEO	PEO
4	5	6	7	8	9	10
PEO		DAY	DAY	DAY	DAY	DAY
11	12	13 FW 7:05	14 FW 7:05	15 FW 7:05	16 FW 7:05	17 FW 7:05
18 FW 6:00	19	20 LAN 7:05	21 LAN 12:05	22 LAN 7:05	23 LAN 7:05	24 LAN 7:05
25 LAN 6:00	26	27	28	29	30	31
		GL	GL	GL	GL	GL

AUGUST

SUN	MON	TUE	WED	THUR	FRI	SAT
1	2	3 DAY 7:05	4 DAY 7:05	5 DAY 7:05	6 DAY 7:05	7 DAY 7:05
8 DAY 2:00	9	10	11	12	13	14
		LC	LC	LC	LC	LC
15	16	17 FW 7:05	18 FW 7:05	19 FW 7:05	20 FW 7:05	21 FW 7:05
22 FW 2:00	23	24	25	26	27	28
		LAN	LAN	LAN	LAN	LAN
29	30	31 PEO 7:05				
LAN						

SEPTEMBER

SUN	MON	TUE	WED	THUR	FRI	SAT
			1 PEO 7:05	2 PEO 7:05	3 PEO 7:05	4 PEO 7:05
5 PEO 6:00	6	7 GL 7:05	8 GL 7:05	9 GL 7:05	10 GL 7:05	11 GL 7:05
12 GL 2:00	13	14	15	16	17	18
		LAN	LAN	LAN	LAN	LAN
19	20	21	22	23	24	25
LAN						
26	27	28	29	30		

HIGH-A CENTRAL LEAGUE

- BEL** Beloit Snappers (Marlins)
- CR** Cedar Rapids Kernels (Twins)
- DAY** Dayton Dragons (Reds)
- FW** Fort Wayne TinCaps (Padres)
- GL** Great Lakes Loons (Dodgers)
- LAN** Lansing Lugnuts (A's)
- LC** Lake County Captains (Indians)
- PEO** Peoria Chiefs (Cardinals)
- QC** Quad Cities River Bandits (Royals)
- SB** South Bend Cubs (Cubs)
- WIS** Wisconsin Timber Rattlers (Brewers)



HOME	AWAY	FAMILY FARE FIREWORKS
------	------	-----------------------

ALL TIMES ET AND ARE SUBJECT TO CHANGE
WHITECAPSBASEBALL.COM