

# ***CAROLINA MUDCATS*** ***2019 MEDIA GUIDE***

**FREDDY  
PERALTA**  
2017

**JESUS  
AGUILAR**  
2012

**CORBIN  
BURNES**  
2017



*Carolina League affiliate of the NL Central Champion Milwaukee Brewers*

# CAROLINA MUDCATS



## CAROLINA MUDCATS MISSION STATEMENT

The Carolina Mudcats are committed to excellence, both on and off the field. Dedication to our community and to the sport of baseball helps us achieve our goals of success, unity, and a loyal fan base. We believe that hard work and a positive team mentality exist as our core values.

We believe that our family-friendly atmosphere and affordable haven for entertainment offers a unique and exciting destination for America's Pastime.

We believe that we have a duty to positively impact our local community through outreach initiatives, corporate partnerships, and providing an authentic baseball experience at every game.

**#GOMUDCATS**

## **Brewers Leadership...**

Mark Attanasio.....	4-5
Rick Schlesinger.....	6
David Stearns.....	7

## **Carolina Mudcats Front Office...**

Organization-at-a-Glance.....	9
Joe Kremer.....	10
Eric Gardner.....	11
David Lawrence.....	

## **Five County Stadium**

Five County Stadium About.....	13
Stadium Dimensions.....	14
Five County Stadium Information.....	15
Cattails Premium Club.....	16
All-Time Attendance.....	17
All-Time Game Times.....	18

## **2018 Season in Review...**

Season Wrap-Up.....	18-23
Roster.....	24
Transactions.....	25
Batting: Overall Stats.....	26
Batting: First/Second Half.....	27
Batting: Home/Away.....	28
Batting: vs. RHP/LHP.....	29
Batting: Situational.....	30
Batting: Monthly.....	31-32
Batting: Order/Starting Position.....	33
Batting: Streaks/Leaders.....	34
Batting: Miscellaneous.....	35
Defense Statistics.....	36
Pitching: Overall Stats.....	37
Pitching: Starter/Reliever.....	38
Pitching: First/Second Half.....	39
Pitching: vs. RHP/LHP.....	40
Pitching: Home/Away.....	41
Pitching: Situational.....	42-43
Pitching: Monthly.....	44-45
Pitching: Miscellaneous.....	46
Miscellaneous.....	47-49
Schedule and Results.....	50-53

## **2019 Field Staff...**

Manager Joe Ayrault.....	55
Pitching Coach Cam Castro.....	56
Hitting Coach Bobby Bell.....	57
Staff.....	58

## **2019 Carolina Mudcats...**

Players.....	61-90
2018 First Year Player Draft.....	92

## **Carolina League Opponents...**

Down East Wood Ducks.....	94
Fayetteville Woodpeckers.....	95
Frederick Keys.....	96
Lynchburg Hillcats.....	97
Myrtle Beach Pelicans.....	98
Potomac Nationals.....	99
Salem Red Sox.....	100
Wilmington Blue Rocks.....	101
Winston-Salem Dash.....	102
Carolina League.....	103-105
2018 Season Schedule.....	106-107

## **Brewers Organization...**

Milwaukee Brewers.....	109
Brewers Front Office.....	110
San Antonio Missions.....	111
Biloxi Shuckers.....	112
Wisconsin Timber Rattlers.....	113
Rocky Mountain Vibes.....	114
AZL Brewers / DSL Brewers.....	115
Brewers Affiliate History.....	116

## **Franchise History...**

Season by Season.....	118
All-Time Manager Records.....	119
1991 Mudcats.....	120-121
1992 Mudcats.....	122-123
1993 Mudcats.....	124-125
1994 Mudcats.....	126-127
1995 Mudcats.....	128-129
1996 Mudcats.....	130-131
1997 Mudcats.....	132-133
1998 Mudcats.....	134-135
1999 Mudcats.....	136-137
2000 Mudcats.....	138-139
2001 Mudcats.....	140-141
2002 Mudcats.....	142-143
2003 Mudcats.....	144-145
2004 Mudcats.....	146-147
2005 Mudcats.....	148-149
2006 Mudcats.....	150-151
2007 Mudcats.....	152-153
2008 Mudcats.....	154-155
2009 Mudcats.....	156-157
2010 Mudcats.....	158-159
2011 Mudcats.....	160-161
2012 Mudcats.....	162-163
2013 Mudcats.....	164-165
2014 Mudcats.....	166-167
2015 Mudcats.....	168-169
2016 Mudcats.....	170-171
2017 Mudcats.....	172-173
2018 Mudcats.....	174-175
Year-by-Year.....	176

## **Franchise Record Book...**

Overall Yearly Batting Leaders.....	178
Yearly Mudcats Leaders.....	179-183
Overall Yearly Pitching Leaders.....	184
Yearly Mudcats Leaders.....	185-188

## **All-Time Records...**

Batting: Indiv. Single Season.....	190-191
Pitching: Indiv. Single Season.....	192-193
Batting: Single Season (Team).....	194
Pitching: Single Season (Team).....	195
Batting: Single Game (Indiv.).....	196-197
Pitching: Single Game (Indiv.).....	198
Hitting/Pitching Single (Team).....	199
Batting Achievements.....	200
All-Time Batting Streaks.....	201
Multiple Home Run Games.....	202-203
Grand Slams.....	204
Leadoff Home Runs.....	205
Pitching Achievements.....	206
Last Time It Happened.....	207
All-Time Fielding.....	208
Overall Yearly Fielding Leaders.....	209
Fielding Leaders by Category.....	210-211
End-Of-Season Award Winners.....	212
All-Star History.....	213
Weekly League Award Winners.....	214-215
All-Time Player Register.....	216-221
Mudcats to Reach MLB.....	222-224

## **Important Dates & Moments...**

Important Dates & Moments.....	226-232
Opening Day History.....	233-236
Five County Stadium Opener.....	237

## **Playoff History...**

Playoff History.....	238
1994 Playoffs.....	239
1995 Playoffs.....	240
1995 Championship Season.....	241-242
1996 Playoffs.....	243
2002 Playoffs.....	244
2003 Playoffs.....	245
2003 Champ. Series Recap.....	246-247
2005 Playoffs.....	248
2008 Playoffs.....	249

## **Media Information...**

Media Information.....	251
Local Media.....	252-253
Radio Network.....	254

## **Mudcats Awards...**

Willie Duke Award.....	256
Ed Helms Award.....	257

## **Muddy the Mudcat...**

Muddy the Mudcat.....	259
-----------------------	-----

## **Jerseys, Caps & Logos...**

Jerseys, Caps & Logos.....	261-262
----------------------------	---------

## Mark Attanasio

*Chairman and Principal Owner*

The 2019 season is the 15th for Mark Attanasio as chairman and principal owner of the Milwaukee Brewers.

Attanasio has overseen the transformation of the Club over the past few seasons, which resulted in a franchise record-tying 96-win regular season in 2018 (the best record in the National League), the National League Central Division title, a franchise-record 102 total wins and a postseason run that concluded just one game shy of a World Series berth.

The organization has focused on acquiring and developing young impact players, building one of MLB's strongest minor league systems as well as remaining an attractive team for veteran free agents. During Attanasio's tenure as principal owner, the Brewers have invested more than \$150 million to improve their stadium in Milwaukee and across the minor-league system. Attanasio has also secured long-term contracts with the Club's leadership, including President of Baseball Operations and General Manager David Stearns and President of Business Operations Rick Schlesinger.

Attanasio's longstanding objective of establishing a championship-caliber team has been applied throughout the organization, both on and off the field. As part of this objective, Attanasio continues to work diligently to uphold the four cornerstone pledges he made to the Brewers and community when the Club was purchased 14 years ago:



### **1. FIELDING A PERENNIALY COMPETITIVE TEAM**

Attanasio has worked with David Stearns, Craig Counsell and the baseball operations staff to build a sustainable inflow of new players to join the team's veteran talent, resulting in a record-setting 2018 season. This effort was recognized by Baseball America, which named the Brewers as its 2018 Organization of the Year.

Last season, the Brewers sent a franchise-best five players to the All-Star Game, including Jesús Aguilar, Lorenzo Cain, Josh Hader, Jeremy Jeffress and Christian Yelich, who in his first season with the team was named National League Most Valuable Player.

Several key prospects also played prominent roles on the 2018 roster, including pitchers Corbin Burnes, Freddy Peralta and Brandon Woodruff, three of baseball's most highly-regarded up-and-comers. In addition, the organization saw success in the minor leagues with the emergence of 2017 first-round selection, second baseman Keston Hiura, who appeared in the All-Star Futures Game and was named MVP of the Arizona Fall League.

The 2019 team includes the addition of All-Star catcher Yasmani Grandal, who has appeared in four consecutive postseasons and two consecutive World Series.

Recognizing the importance of player development, this spring, the Brewers and the City of Phoenix completed an extensive \$60-plus million upgrade to the team's training facility in Phoenix. The new facility – which includes upgrades to the stadium, main plaza, practice fields, clubhouse, medical and training facilities, video rooms, offices for coaches and front office personnel, and enhanced fan experience elements – officially opened on February 12.

### **2. DELIVERING THE BEST FAN EXPERIENCE POSSIBLE, WHETHER AT MILLER PARK, THROUGH BROADCASTS OR OVER THE INTERNET**

Attanasio continues to appreciate the unwavering support and enthusiasm of Brewers fans and remains committed to providing them with the best experience possible. Including the postseason, more than three million fans packed Miller Park in 2018. Over the regular season, the Brewers'

attendance averaged 35,195 per game, ranking 10th in all of baseball. 2018 marked the 11th time in the past 12 seasons where the Club drew more than 2.5 million fans.

In January 2019, the Brewers and American Family Insurance announced a long-term sponsorship agreement for naming rights beginning in 2021 and continuing for 15 years. As part of the agreement, the Brewers and American Family Insurance will collaboratively fund community projects, including refurbishing youth and high school baseball fields. The two organizations will also work on marketing and promotional initiatives to enhance the fan and customer experience in both the stadium and in the community.

### **3. REMAINING A LEADER IN THE COMMUNITY**

Attanasio remains committed to and personally involved with Brewers Community Foundation (BCF), the charitable arm of the Club, as it continues to grow since its 2010 rebranding. BCF raised more than \$4 million during 2018. Over the past nine years, BCF has provided over 1,800 grants totaling more than \$17.5 million to nonprofit organizations across Wisconsin that support programs focused on its four areas of concentration: health, education, recreation and basic needs. In addition to fans' support of the Foundation, all uniformed Brewers players, their families, and executives of the Club's front office staff contributed their time or financial resources to BCF in 2018. Along with Christian Yelich and Ryan Braun, the Attanasio family also helped organize "California Strong" this past November to address the needs of families affected by two disastrous events in Southern California.

### **4. BEING AN ORGANIZATION WHERE PEOPLE WANT TO WORK, WHETHER ON THE FIELD OR BEHIND THE SCENES**

Attanasio has continued to deliver on his commitment to make the Brewers organization one of the best places to work in Greater Milwaukee as well as in all of sports. During his 14 years as principal owner, the Club has grown as a desirable destination for some of baseball's top players, front office personnel and business executives.

Under Attanasio's leadership, the corporate culture has focused on best practices and achieving excellent results across all areas of the Club. This includes providing employees with training and career development as well as opportunities to participate in the Club's community outreach efforts.

### **BEYOND THE BREWERS**

In addition to his role as chairman and principal owner, Attanasio has been an accomplished investment management executive for more than 30 years. He is a managing partner of Crescent Capital Group, Inc., an employee-owned Los Angeles-based asset management firm, which he co-founded in 1991.

Attanasio holds positions on several not-for-profit boards in Milwaukee as well as elsewhere around the United States, including the Board of Trustees of Heal the Bay, the Los Angeles County Museum of Art and Harvard-Westlake School. In addition, Attanasio is a member of Major League Baseball's Executive Council, Labor Policy Committee, Revenue Sharing Definitions Committee, and is Chairman of its Investment Committee. He is a member of LA28, the bid committee that successfully secured the 2028 Summer Olympic Games in Los Angeles. Attanasio is also an investor in the Milwaukee Admirals of the American Hockey League.

Attanasio received his A.B. from Brown University and his J.D. from the Columbia University School of Law. He and his wife, Debbie, have two sons and a grandson.

## **Rick Schlesinger**

*President of Business Operations*

Rick Schlesinger is in his 17th season with the Milwaukee Brewers and first as president of business operations after being promoted to his current position on January 23, 2019. He previously served as executive vice president of business operations (2003-10) and spent the past eight seasons as chief operating officer (2011-18).

Schlesinger oversees the organization's business affairs, including finance, human resources, information technology, legal, sponsorships, marketing, ticketing, communications, broadcasting and non-baseball special events. Additionally, he oversees the Phoenix Spring Training complex operation as well as the operations of the Brewers-owned Class-A Carolina Mudcats.

In nearly every aspect of the business, the Brewers have eclipsed records during Schlesinger's tenure. In 2018, over 2.85 million fans attended games at Miller Park, representing the 11th time in the last 12 seasons that the organization has exceeded the 2.5 million attendance mark. The team has sold in excess of 2.3 million tickets for 13 consecutive seasons, making the Brewers one of just eight Major League teams to reach that level each year since 2006.

Under Schlesinger's guidance, the Club has enhanced the fan experience at Miller Park on numerous fronts. In 2017, the Brewers initiated a complete transformation of the food and beverage hospitality experience, which marked the largest Club-funded project in the history of Miller Park.. Those efforts were honored with the 2017 Ballpark Digest Award for Best New Concessions Experience. Last season's most notable upgrade included a renovation of the PNC Club Level concourse, which serves as a popular destination for suite patrons and ticket buyers.

The most significant investment for 2019 is the renovation and complete rebuild of the Arizona-based facility, American Family Fields of Phoenix. The \$60-plus million project includes a new clubhouse building with locker rooms and vastly improved facilities for all of the baseball operations functions. It also features a wide array of fan enhancements, including new concessions, retail stores, seating and scoreboard.


Over the years, the Brewers have expanded their reach into the community to include the rebranding of Brewers Community Foundation, Inc. and the introduction of several new initiatives to benefit area causes.

Prior to joining the Brewers, Schlesinger served as vice president of business and legal affairs/assistant general manager for the Anaheim Angels from 1998-2002 after previously working in motion picture development and production for Walt Disney Pictures and Television.

Schlesinger is actively involved in several charitable and community activities, including membership on the University of Wisconsin-Madison Department of History Board of Visitors.

A Phi Beta Kappa graduate from the University of Wisconsin-Madison in 1983, Schlesinger received his Juris Doctor from Harvard Law School (cum laude) in 1986. After graduating from Harvard, he spent six years at the Los Angeles law firm of Latham and Watkins before joining Disney. Schlesinger is a native of Bayside, Wisconsin, and resides in Oconomowoc with his wife, Kate. They have five children: Bradley, Sam, Katie, Molly, and Mathieu.





## David Stearns

*President of Baseball Operations and General Manager*

David Stearns, 34, is entering his fourth season with the Milwaukee Brewers and first as president of baseball operations and general manager, earning a promotion on January 23, 2019. Stearns was named general manager on September 21, 2015, becoming the ninth GM in franchise history. He officially began this position on October 5, 2015.

Under his leadership, the Brewers won a franchise record-tying 96 games and a National League Central Division title in 2018. The team swept the Colorado Rockies in the National League Division Series and came within one game of reaching the World Series after falling to the Los Angeles Dodgers in the National League Championship Series in seven games. The Brewers also earned Baseball America's Organization of the Year award for 2018.

Prior to the 2018 season, Stearns orchestrated a series of moves that were key to the Brewers' success. The moves included trading for outfielder Christian Yelich, who ultimately was named National League MVP after posting one of the most impressive seasons in franchise history. The team also acquired All-Star outfielder Lorenzo Cain, signing him to a five-year contract, and Jhoulys Chacin, who went on to lead the Major Leagues with 35 starts.

Since becoming general manager at age 30, Stearns has implemented an approach to build and retain talent across all levels of the organization with the goal of making an impact at the Major League level. Under Stearns and Manager Craig Counsell, the Brewers have increased their win total in each season (2016-18), posting a 13-game improvement from 2016-17 (73 wins to 86) and a 10-game ascension in 2018 (96 wins). This offseason was highlighted by the signing of catcher Yasmani Grandal on January 14, 2019.

Prior to joining the Brewers, Stearns spent three seasons (2013-15) with the Houston Astros as assistant general manager. He was a key member of the management team, focusing on all areas of baseball operations, including analytics, administration, player development and scouting. During his tenure with Houston, the Astros put together one of Major League Baseball's most dramatic turnarounds in recent history as they went from 51 wins in 2013 to 70 in 2014 and 86 in 2015 to clinch a Wild Card berth.

Before joining the Astros, Stearns spent one season as director of baseball operations with the Cleveland Indians from December 2011 through November 2012, where he focused on contract negotiations, salary analysis, team strategy and roster management.

Stearns worked in the Office of the Commissioner from 2008-11, most recently as manager of labor relations. He assisted in the salary arbitration process, handling uniform player contracts, and was a member of MLB's negotiating team for the Collective Bargaining Agreement.

Prior to joining Major League Baseball, Stearns served internships in the baseball operations departments of the Pittsburgh Pirates (summers of 2005-06) and New York Mets (2008). In addition, he worked for the Arizona Fall League as assistant director of baseball operations in 2007.

Stearns graduated from Harvard University in 2007 with a bachelor's degree in political science. The New York City native resides in Milwaukee with his wife, Whitney, and their daughter, Nora.



**CAROLINA**  
**MUDCATS**



## CAROLINA MUDCATS

**MLB Affiliation:** Milwaukee Brewers (NL Central)

**First Year of Affiliation:** 2017

**Years in Carolina League:** 7 (2012-Present)

**Stadium Name:** Five County Stadium

**2018 Overall Record:** 65-73 (7th, Overall)

**2018 First Half:** 34-36 (14th, Southern Division)

**2018 Second Half:** 31-37 (3rd, Southern Division)

### TEAM INFORMATION

#### STADIUM NAME

Five County Stadium

#### YEAR BUILT

1991

#### CAPACITY

6,500

#### DIMENSIONS

LF: 330' CF: 400' RF: 309'

#### STADIUM ADDRESS

1501 NC Hwy 39  
Zebulon, NC 27597

#### MAILING ADDRESS

P.O. Drawer 1218  
Zebulon, NC 27597

#### TELEPHONE

(919) 269-2287

#### EMAIL

muddy@carolinamudcats.com

#### WEBSITE

www.carolinamudcats.com

#### TWITTER

@CarolinaMudcats

#### MEDIA CONTACT

Gregory Young

#### PRESS BOX PHONE

(919) 269-2287

#### OWNERSHIP

Milwaukee Brewers  
Baseball Club, L.P.

### FIELD STAFF

**Manager:** Joe Ayrault

**Pitching Coach:** Cameron Castro

**Hitting Coach:** Bobby Bell

**Coach:** Fidel Peña

**Strength & Conditioning:** Jonah Mergen

**Athletic Trainer:** Matt Deal

**Clubhouse Manager:** Cory Goff

### FRONT OFFICE STAFF

**Vice President and General Manager:** Joe Kremer

**Assistant General Manager:** Eric Gardner

**Assistant General Manager - Sales:** David Lawrence

**Business Manager:** Josh Perry

**Director Food & Beverage:** Dwayne Lucas

**Food & Beverage Coordinator:** Josh Clark

**Director - Field Operations:** John Packer

**Director - Group Sales:** Mike Link

**Director - Marketing & Community Relations:** Sam Barry

**Director - Promotions & Fan Experience:** Patrick Ennis

**Multimedia Manager:** Evan Moesta

**Graphic Design, Social Media & Marketing Coordinator:** Aaron Bayles

**Merchandise Manager:** Amy Peterson

**Stadium Operations Coordinator:** Michael Lincoln

**Stadium Operations Coordinator:** Kyle Shields

**Community Relations Coordinator:** Cassie Tomasello

**Ticket Package Sales Manager:** Taylor Gustafson

**Group Sales Associate:** Aaron Freeman

**Group Sales Associate:** Cam Dennis

**Group Sales Associate:** Ryan Rainey

**Special Events Coordinator:** Alex Appleget

**Director - Broadcasting & Media Relations:** Gregory Young

### MEDIA INFORMATION

#### Flagship Radio:

WDWG-FM 98.5, WRMT-AM 1490

**Broadcaster:** Gregory Young

**No. of Games Broadcast:** 140

#### Webcast Info:

www.carolinamudcats.com

**Station Phone:** (252) 985-3294

**Newspaper:** News & Observer,  
Rocky Mount Telegram

**Beat Writer:** TBD

**Phone:** N/A

**Official Scorer:** Bill Woodward

**PA Announcer:** Hayes Permar

**JOE KREMER****VICE PRESIDENT  
& GENERAL MANAGER**

- 29th season with the Carolina Mudcats
- 32nd season with Columbus/Carolina Mudcats
- 35th season in Minor League Baseball
- Originally named Mudcats' GM on 10/1/1988



The 2019 season marks Joe Kremer's 29th season at the helm of the Carolina Mudcats franchise. It is also his 35th season overall working in Minor League Baseball.

Before joining the Mudcats, the West Lafayette, Indiana native worked with the Triple-A Nashville Sounds in 1985 and 1986 and was the assistant general manager of the Double-A Huntsville Stars in 1987 and 1988. He then became the general manager of the Southern League's Columbus Astros in 1989 and helped new team owner Steve Bryant transition the club into the Columbus Mudcats.

In 1991, Kremer oversaw the move of the Mudcats from Columbus to Zebulon, N.C. and in 1992 was named Southern League Executive of the Year. He then followed that accomplishment with identical hardware in 1993, 1995, 2005 and again in 2008. Kremer most recently earned the Carolina League's Executive of the Year award in 2018.

By 1996, Kremer and the team had earned Baseball American's Bob Freitas Award for outstanding organizational achievement and success at the Double A level.

A 1983 graduate of Purdue University with a BA in Fine Arts, Kremer and his wife Kathy reside in Wake Forest.



## ERIC GARDNER

**ASSISTANT  
GENERAL MANAGER**

- 24th season with the Carolina Mudcats
- 21st season as Assistant General Manager



Eric Gardner has been a member of the Carolina Mudcats family for 23 years. He started working with the Mudcats in 1996 as a college intern and worked in Stadium operations, Tickets, and Concessions before being named the Assistant General Manager in 1999.

Gardner and his wife Dorothy reside in Knightdale with their children Eli (13), Aaron (9), and Charlotte (6). Eric is a native of Tarboro, NC and graduated from Barton College with a degree in Sports Management, Marketing and Business Administration in 1997.



## DAVID LAWRENCE

**ASSISTANT  
GENERAL MANAGER - SALES**

- 2nd season with the Carolina Mudcats
- 2nd season as Assistant General Manager - Sales



The 2019 season marks David Lawrence's second with the Mudcats and his second overall in Minor League Baseball.

Lawrence joined the Mudcats before the 2018 season and had most recently worked as General Sales Manager at Hudl. He also previously worked as the Regional Sales Manager for the David Glenn Show, NC Sports Network and NC News Network at Curtis Media Group. His extensive background also includes General Manager of Texas A&M Sports Properties and sponsorship sales positions with Tar Heel Sports Properties and Wolfpack Sports Marketing.

He began his career in sports as a seasonal employee for the Kinston Indians in the Carolina League in 1988 while attending Appalachian State. Lawrence graduated from Appalachian State University with his B.S. in Communications and minor in Marketing in 1990. He then earned his M.S. in Sports Administration from St. Thomas University in Florida in 1992. David and his wife Heather live in Clayton with their son Tabor (8).



**FIVE COUNTY STADIUM**



## FIVE COUNTY STADIUM

### FIVE COUNTY STADIUM

**BUILT:** 1991 | **CAPACITY:** 6,500

**LF:** 330' | **LCF:** 365' | **CF:** 400' | **RCF:** 365' | **RF:** 309'

**NAME:** Five County Stadium is named after the five Eastern North Carolina counties that surround the ballpark. Five County Stadium is operated by and sits in Wake County, but is located in close proximity to Franklin, Nash, Johnston and Wilson counties.



**BUILT:** Five County Stadium was originally constructed in 1991. However, the Mudcats did not start playing at their new home until July 3, 1991 after weather complications delayed construction. The stadium underwent a massive renovation beginning in 1997 and concluding in 1999. The renovation project included new entry features, offices, tickets booths, new playing surface and drainage system, lights, outfield wall, and a greatly improved sound system. Most recently, in 2015, Wake County and the Town of Zebulon, owners of Five County Stadium, added a state-of-the-art, 82' wide video board to the home of the Mudcats.

**CAPACITY:** Five County Stadium's official seating capacity is 6,500 with the possibility of an additional 1,500 to 2,000 more in standing-room-only areas in the event of a sellout crowd.

**NETTING:** With approximately 13,000 square feet of protective netting, Five County Stadium provides one of the safest fan experiences in all of minor league baseball. The safety netting runs consistently from the far end of both bullpens (located in foul territory beyond the first and third base sides) above both dugouts and behind home plate. At an overall approximate width of 556'; the netting protects every lower level seat, as well as the majority of the upper level seating at Five County Stadium. It reaches a maximum height of 40' from the far end of both dugouts and behind home plate. The netting sits nine feet tall beginning from the far end of both dugouts and stretching out to the back of both bullpens.

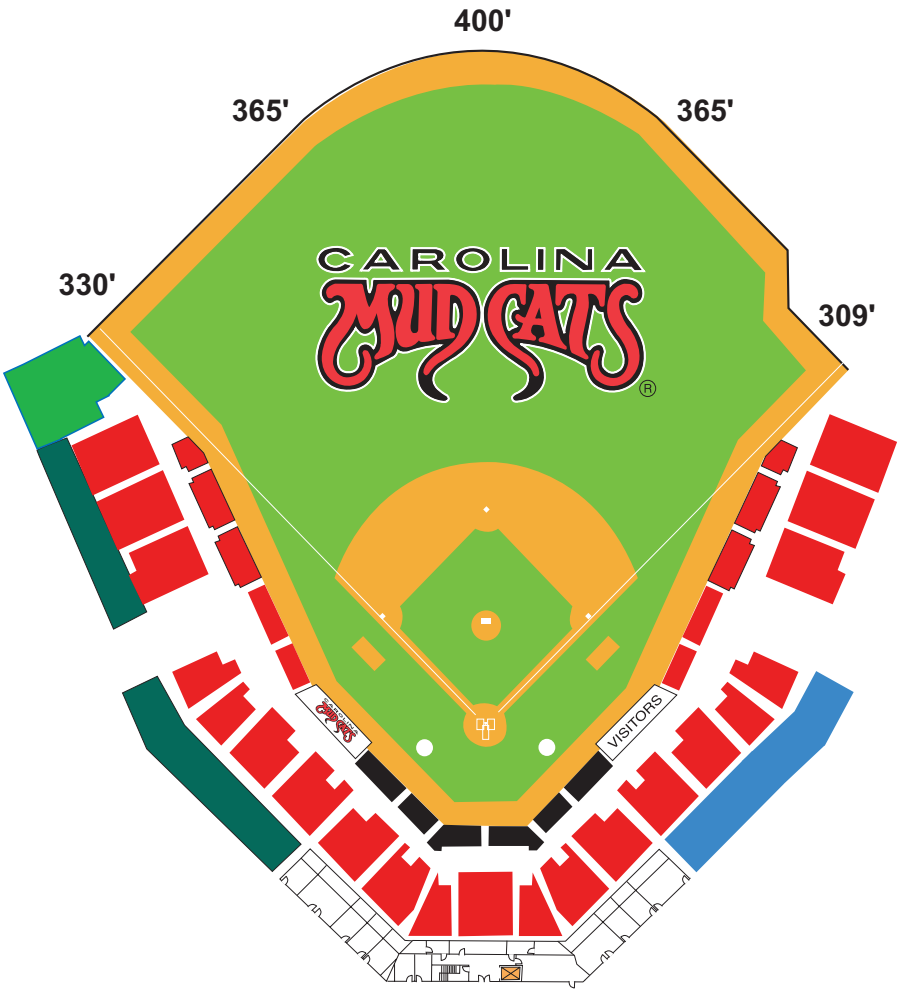
### GROUND RULES:

1. Everything is in play.
2. Catches can be made over the fences in left and right field foul-line areas.
3. No feet on dugout steps to make catch.
4. Ball Hitting fence signs is playable
5. Ball hitting nets, in front of video board is a home run.
6. Ball hitting ledge in front of sign under left field video board and bouncing into net is ground rule double.
8. Ball over the top of fence is a home run.





FIVE COUNTY STADIUM





**ADDRESS:** 1501 NC Highway 39 | PO Drawer 1218 | Zebulon, NC 27597

**ADMINISTRATIVE OFFICES:** Located on the third base side of the stadium; next to the Old Hwy 264 parking lot.

**BOX OFFICE:** The Five County Stadium box office is located at the Administrative Offices and open from 9:00 a.m. to 5:00 p.m., Monday through Friday. On the days of a Five County Stadium event, the Box Office is open from 10 a.m. through the time of the event. For ticket information or reservations, please call (919) 269-CATS (2287). Tickets to future home games are available during games at the Will Call Window.

**CAMERA/VIDEO/RADIO/TV:** Hand-held audio-visual equipment is permitted in the stadium. However, flash photography and video reproduction of a game is strictly prohibited. Also, no tripods or other equipment may be used that interfere with other fans enjoyment. Please call the Front Office before bringing any questionable equipment.

**LUXURY SUITES:** Five County Stadium is home to nine luxury suites. Each suite has its own TV, refrigerator, couch and private balcony with seating. Renting a suite at Five County Stadium is a great way to entertain clients, reward employees or simply enjoy a game as a group.

**FIRST AID:** Emergency medical personnel, including paramedic units, are on duty at each game for the safety and convenience of all fans.

**FIREARMS:** Absolutely no firearms are permitted on Five County Stadium property.

**FOOD & BEVERAGE POLICY:** Containers with food and/or beverages may not be brought into Five County Stadium. Concession stands and portable carts are located throughout the stadium to serve your needs.

**GUEST SERVICES:** The Customer Service Booth is located behind home plate. This personal service center operates from the time the stadium opens until after the game ends. Here, fans may obtain information, offer suggestions or register complaints, and receive general assistance during visits to Five County Stadium.

**MESSAGE BOARD/PUBLIC ADDRESS GREETINGS:** The Mudcats are happy to pass along greetings for birthdays, anniversaries and other special occasions. Visit the Customer Service Booth behind home plate to arrange for your announcement.

**PARKING AREAS:** Public parking is available on the Hwy 39 and Old Hwy 264 sides for \$5.00 per car. Cash only. Sorry, no credit cards or checks. All lots open two hours prior to the first pitch.

**RAIN OUTS:** In the unlikely event that a game is postponed, fans may exchange their tickets for seats to a future regular season home game (Excluding July 4th) for an equal value ticket. There are no cash refunds for tickets or parking. If 4 ½ innings of any game are not played, the ticket may be exchanged for any available ticket of equal face value to any regular season game (excluding July 4th).

**TACKLE BOX TEAM STORE:** The Tackle Box Team Store is open during all games, and Monday through Friday, 10:00 a.m.-4:00 p.m., during the regular season. Please call in advance during the off-season. The Tackle Box Team Store features Mudcats logo merchandise, game-worn jerseys, and much more. For more information, please call (919) 269-2287. Worldwide shipping is available. You can also shop online at [shopmudcats.com](http://shopmudcats.com).

**TICKETS BY PHONE:** Tickets are available over the phone through the Five County Stadium Box Office. Visa, MasterCard, American Express, and Discover are accepted. To order by phone, dial (919) 269-CATS (2287).

**TOURS:** Group tours of Five County Stadium are conducted throughout the season. Depending on the demands of game operations, tour patrons will be shown the press box, suite level, visit the field, and receive information on the construction and amenities of Five County Stadium. Please call (919) 269-2287.

**VIDEO BOARD:** Measuring 82' wide and 34' tall, the "Mudzilla" video board is one of the large wide screen video boards in Minor League Baseball. At 2,788 ft², the new board is among the top five largest in the minors. Mudzilla was installed before the 2015 season.

# Cattails



## CATTAILS PREMIUM CLUB LEVEL

The Cattails Premium Club Level is a fine dining venue opened during the Mudcats baseball season and for special events throughout the year. Cattails is the perfect setting as a unique, off-site destination with one of the best views in the county atop a professionally maintained baseball field.

The Cattails Premium Club Level features...

- Climate controlled with AC and heat as needed - behind the glass
- Feast upon an upscale buffet prepared daily by our award-winning Executive Chef
- Full Wait staff
- Full Service Bar - with beer, wine and liquor
- Event goes on rain or shine
- Table top seating and cushioned stadium seating
- Inviting atmosphere to enjoy the game as well as enjoy conversations with your group



**YEARLY HOME ATTENDANCE**

YEAR	ATTENDANCE	AVG.
1991	218,054	2,987
1992	263,141	3,706
1993	328,207	4,899
1994	319,279	4,765
1995	317,802	4,540
1996	278,361	4,218
1997	265,219	4,018
1998	230,768	3,444
1999	238,002	3,606
2000	252,713	4,011
2001	257,558	3,902
2002	205,812	3,320
2003	204,867	3,252
2004	235,165	3,563
2005	252,178	3,821
2006	246,569	3,680
2007	273,198	3,903
2008	281,012	4,073
2009	263,175	3,928
2010	255,360	3,811
2011	255,216	3,699
<b>- CAROLINA LEAGUE ERA BEGINS -</b>		
2012	225,577	3,418
2013	224,736	3,354
2014	215,149	3,362
2015	202,072	3,016
2016	194,334	3,036
2017	190,420	2,800
2018	181,122	2,744

**ATTENDANCE: ALL-TIME TOP 25**

INDIV. GAME	DATE	OPPONENT	RESULT
1. 9,281	July 4, 1996	v. Knoxville	W, 7-5
2. 9,012	Aug. 17, 1993	v. Chattanooga	L, 4-2
3. 8,769	July 4, 2008	v. Tennessee	W, 6-0
4. 8,661	July 4, 2010	v. Jacksonville	W, 3-1
5. 8,596	July 4, 2009	v. Tennessee	L, 7-4
6. 8,543	July 4, 2002	v. Tennessee	L, 7-6
7. 8,533	July 4, 2004	v. Jacksonville	L, 14-11
8. 8,493	July 4, 2003	v. Orlando	L, 1-0
9. 8,465	July 9, 1994	v. Birmingham	L, 5-1
10. 8,399	July 4, 2005	v. Chattanooga	L, 5-3
11. 8,381	July 4, 2007	v. Jacksonville	L, 5-2
12. 8,329	July 4, 2014	v. Salem	W, 7-6 (10)
13. 8,284	July 3, 2006	v. Tennessee	L, 5-3
14. 8,277	April 19, 1994	v. Birmingham	L, 9-5
15. 8,239	July 4, 1993	v. Nashville	L, 6-4
16. 8,077	July 4, 1999	v. Jacksonville	L, 12-10
17. 8,067	April 17, 1994	v. Birmingham	W, 4-3
18. 8,021	July 4, 2001	v. Greenville	W, 5-1
19. 8,009	July 4, 2000	v. Greenville	W, 7-3
20. 7,985	April 18, 1994	v. Birmingham	W, 6-3
21. 7,983	July 4, 2013	v. Salem	L, 3-0
22. 7,940	July 3, 1999	v. Jacksonville	
23. 7,723	July 4, 1992		
24. 7,629	August 12, 2011	v. Huntsville	L, 12-7
25. 7,507	July 4, 2015	v. Myrtle Beach	L, 16-4

**All-Time Attendance: 6,875,066**

**ALL-TIME LONGEST GAME - INNINGS**

INNINGS	DATE	OPPONENT	RESULT	TIME
18	4/26/95	v. Orlando	W, 6-5	N/A
17	8/12/95	v. Port City	W, 12-11	5:34
16	7/2/02	v. Tennessee	L, 5-2	4:54
15	6/27/17	at Buies Creek	W, 6-5	4:14
15	8/15/95	v. Chattanooga	W, 3-2	N/A
15	8/19/03	at Greenville	W, 6-5	5:00
15	9/4/96	v. Jacksonville	L, 5-2*	4:46
15	8/9/93	v. Birmingham	W	4:44
15	5/2/94	v. Memphis	W, 4-3	N/A
15	8/20/95	at Chattanooga	W, 9-8	N/A
14	5/24/16	v. Myrtle Beach	L, 3-2	4:08
14	8/9/14	v. Myrtle Beach	L, 3-2	4:11**
14	7/18/13	v. Winston-Salem	W, 5-2	3:55
14	8/1/95	v. Jacksonville	W, 10-9	N/A
14	5/13/95	at Memphis	L, 7-6	N/A
14	8/4/02	at West Tenn	W, 4-3	4:05
14	5/31/01	v. Greenville	W, 6-5	4:26
14	5/2/09	v. Chattanooga	W, 3-2	4:19

\*Eliminated from Playoffs

\*\*Included :46 min delay

**ALL-TIME LONGEST GAME - TIME**

TIME	DATE	OPPONENT	RESULT
5:34	8/12/95	v. Port City	W, 12-11, 17 innings
5:00	8/19/03	at Greenville	W, 6-5, 15 innings
4:54	7/2/02	v. Tennessee	L, 5-2, 16 innings
4:52	8/18/11	at Chattanooga	W, 12-11, 12 innings
4:46*	9/4/96	v. Jacksonville	L, 5-2, 15 innings*
4:44	8/9/93	v. Birmingham	W, 15 innings
4:35	7/31/09	v. Chattanooga	L, 9-8, 12 innings
4:28	8/4/06	v. West Tenn	W, 6-5, 13 innings
4:26	7/31/01	v. Greenville	W, 6-5, 14 innings
4:19	5/2/09	v. Chattanooga	W, 3-2, 14 innings
4:14	4/21/12	v. Myrtle Beach	W, 7-2, 9 innings
4:14	6/27/17	at Buies Creek	W, 6-5, 15 innings
4:14	7/26/16	at Myrtle Beach	W, 8-6, 9 innings
4:12	4/4/02	at Huntsville	W, 9-7, 12 innings
4:11	8/9/14	v. Myrtle Beach	L, 3-2, 14 innings
4:09	6/12/13	v. Potomac	L, 13-11, 9 innings
4:09	7/14/00	at Orlando	L, 4-3, 13 innings
4:09	6/22/03	at Huntsville	W, 6-2, 13 innings
4:09	8/18/99	at Huntsville	W, 4-2, 13 innings
4:08	4/30/17	at Frederick	W, 10-8, 12 innings
4:07	6/11/01	at Greenville	W, 8-7, 12 innings
4:06	8/13/16	v. Myrtle Beach	L, 7-6, 11 innings
4:06	8/20/11	at Chattanooga	L, 15-14, 9 innings
4:05	4/28/17	at Frederick	L, 11-9, 9 innings
4:05	6/28/02	v. Orlando	W, 12-11, 10 innings
4:05	8/4/02	at West Tenn	W, 4-3, 14 innings

\*Eliminated from Playoffs

**ALL-TIME LONGEST 9-INNING GAME - TIME**

TIME	DATE	OPPONENT	RESULT
4:14	4/21/12	v. Myrtle Beach	W, 7-2
4:14	7/26/16	at Myrtle Beach	W, 8-6
4:06	8/20/11	at Chattanooga	L, 15-14
4:05	4/28/17	at Frederick	L, 11-9
4:00	8/7/09	at West Tenn	L, 20-9
4:00	6/2/00	v. Tennessee	L, 16-9

**ALL-TIME SHORTEST 9-INNING GAME - TIME**

TIME	DATE	OPPONENT	RESULT
1:44	9/5/16	v. Winston-Salem	W, 1-0
1:47	5/22/94	v. Greenville	W, 4-0

# **KESTON HIURA**

2018 MILB PLAYER OF THE MONTH - MAY

2018 MILWAUKEE MILB PLAYER OF THE MONTH - MAY



**2018**  
**SEASON IN REVIEW**



## 2018 CAROLINA MUDCATS - MILWAUKEE BREWERS - CAROLINA LEAGUE

2018 Total Games: 138 | 2018 Home Games: 70 | 2018 Away Games: 68 | Five County Stadium | Zebulon, NC

**Overall Record:** 65-73; 7th place

**First Half Record:** 34-36, .486, 4th (tied)

**Second Half Record:** 31-37, .456, 3rd place

**Longest Streaks:** W5, 7/2-7/6 | L6, 4/26-5/2

**Last 10:** 6-4 | **Last 35:** 13-22 | **Last 105:** 50-55

**Monthly:** 11-13; 16-13; 12-14; 14-15; 11-16; 1-2

**Home Record:** 40-30 (1st: 19-15/2nd: 21-15)

**Road Record:** 25-43 (1st: 15-21/2nd: 10-22)

**Division/Non-Division Record:** 41-49/24-24

vs. Buies Creek	vs. Down East	vs. Frederick	vs. Lynchburg	vs. Myrtle Beach	vs. Potomac	vs. Salem	vs. Wilmington	vs. Winston-Salem
Overall: 11-17	Overall: 12-11	Overall: 7-4	Overall: 5-8	Overall: 12-9	Overall: 1-5	Overall: 6-5	Overall: 5-2	Overall: 6-12
Home: 5-6	Home: 11-3	Home: 6-2	Home: 2-5	Home: 6-4	Home: 1-2	Home: 1-2	Home: 3-1	Home: 5-5
Away: 6-11	Away: 1-8	Away: 1-2	Away: 3-3	Away: 6-5	Away: 0-3	Away: 5-3	Away: 2-1	Away: 1-7

### CAROLINA LEAGUE OVERALL STANDINGS

NORTHERN								SOUTHERN							
	W	L	PCT	GB	HOME	AWAY	DIV		W	L	PCT	GB	HOME	AWAY	DIV
Potomac Nationals	74	62	.544	-	37-29	37-33	52-41	Winston-Salem Dash	84	54	.609	-	45-23	39-31	51-31
Lynchburg Hillcats	71	66	.518	3.5	36-31	35-35	44-41	Buies Creek Astros	80	57	.584	3.5	45-24	35-33	58-39
Wilmington Blue Rocks	68	72	.486	8.0	35-36	33-36	54-47	Carolina Mudcats	65	73	.471	19.0	40-30	25-43	41-49
Frederick Keys	65	72	.474	9.5	34-35	31-37	37-52	Myrtle Beach Pelicans	61	78	.439	23.5	34-35	27-43	37-53
Salem Red Sox	63	75	.457	12.0	35-37	28-38	38-44	Down East Wood Ducks	59	81	.421	26.0	36-33	23-48	40-55

### CAROLINA LEAGUE FIRST HALF STANDINGS

NORTHERN	W	L	PCT	GB	HOME	AWAY	DIV
Potomac Nationals	37	30	.552	-	17-15	20-15	30-23
Frederick Keys	35	34	.507	3.0	21-15	14-19	24-24
Salem Red Sox	32	36	.471	5.5	19-17	13-19	23-21
Wilmington Blue Rocks	31	39	.443	7.5	18-17	13-22	22-28
Lynchburg Hillcats	29	38	.433	8.0	17-16	12-22	19-22

### CAROLINA LEAGUE SECOND HALF STANDINGS

NORTHERN	W	L	PCT	GB	HOME	AWAY	DIV
Lynchburg Hillcats	42	28	.600	-	19-15	23-13	25-19
Potomac Nationals	37	32	.536	4.5	20-14	17-18	22-18
Wilmington Blue Rocks	37	33	.529	5.0	17-19	20-14	32-19
Salem Red Sox	31	39	.443	11.0	16-20	15-19	15-23
Frederick Keys	30	38	.441	11.0	13-20	17-18	13-28

SOUTHERN	W	L	PCT	GB	HOME	AWAY	DIV
Winston-Salem Dash	41	29	.586	-	22-13	19-16	25-18
Buies Creek Astros	37	32	.536	3.5	20-14	17-18	24-21
Down East Wood Ducks	35	35	.500	6.0	23-11	12-24	26-26
Carolina Mudcats	34	36	.486	7.0	19-15	15-21	25-32
Myrtle Beach Pelicans	34	36	.486	7.0	20-16	14-20	22-25

SOUTHERN	W	L	PCT	GB	HOME	AWAY	DIV
Buies Creek Astros	43	25	.632	-	25-10	18-15	34-18
Winston-Salem Dash	43	25	.632	-	23-10	20-15	26-13
Carolina Mudcats	31	37	.456	12.0	21-15	10-22	16-17
Myrtle Beach Pelicans	27	42	.391	16.5	14-19	13-23	15-28
Down East Wood Ducks	24	46	.343	20.0	13-22	11-24	14-29

### SEASON SUMMARY

The 2018 Mudcats went 65-73, finishing third in the overall Southern Division standings and 7th overall in the Carolina League. The Mudcats additionally went 34-36 in the first half and 31-37 in the second half while finishing tied for fourth and third in respectively in the Southern Division. The team began the season going 11-13 in April before posting a 16-13 record in May. Carolina's 16-13 mark in May was led in large part to the success of the pitching staff as the Mudcats pitchers, led by starters Cam Roegner and Trey Supak, combined to pitch to a league best 2.65 ERA in May. The offense, meanwhile, totaled 20 home runs in May (team high for 2018), with a team leading six homers coming from Keston Hiura alone. Hiura hit .377/.437/.664 with 46 hits, 29 runs, 13 doubles, six home runs and a 1.101 OPS in May and was later named both the Carolina League's Player of the Month and Brewers Minor League Player of the Month for May. The Mudcats began June at 27-26 and 3.0 games back of first in the first half standings, but lost 10 of their next 17 games (all without Hiura who was promoted to Double-A on June 1) while finishing the half at 34-36 and 7.0 games out of the first half championship. After hosting the Carolina League All-Star Classic at Five County Stadium during the break (June 19, 2018), the Mudcats then began the second half at 5-4 and finished June at 12-14. Carolina ended up finishing 14-15 in July while remaining slightly below .500 on the season at 53-54. However, like Hiura, Weston Wilson paced the Carolina offense in July while earning Carolina League Player of the Month and Brewers Minor League Player of the Month honors. Wilson hit .436/.481/.681 with a 1.162 OPS over 27 games in July. Despite Wilson's strong play, and the hot hitting of Cooper Hummel (.309/.463/.497 league best .960 OPS from July 5 through the end of the season), the team would go just 12-18 between August (11-16) and September (1-2) while finishing the second half at 31-37 and 12.0 games out of the second half championship.

**OWNERSHIP CHANGE:** The 2018 season was the first for the Mudcats under the ownership of the Milwaukee Brewers. The Brewers formally finalized the, 100% stake, full ownership purchase of the Mudcats from previous owner Steve Bryant on 10/3/17. Bryant's ownership legacy began in 1988 when he purchased both the Southern League's Columbus Astros in Columbus, Ga. and the Carolina League's Greensboro Hornets in Greensboro, N.C. The Astros were later renamed through a fan based name the team contest in 1989 and then moved to North Carolina before the 1991 season where they would become the Carolina Mudcats of today.

**HOW THEY'RE BUILT:** The Mudcats opened the 2018 season with 10 returning players from the previous season, including RHP Luke Barker, RHP Marcos Diplan, RHP Conor Harber, RHP Jon Olczak, RHP Trey Supak, C/OF Cooper Hummel, C Max McDowell, INF Luis Aviles, INF/OF Weston Wilson and OF Carlos Belonis... The 2018 Mudcats also opened the season with the Brewers top overall rated prospect (by MLB Pipeline.com) in INF/DH Keston Hiura. Hiura was one of three former first round selections on the 2018 roster. The others included LHP Nathan Kirby (2015) and OF Clint Coulter (2012)... The 2018 Mudcats also featured three of Milwaukee's Top 30 prospects as rated by MLB Pipeline.com; including Hiura (1), Diplan (12) & Supak (23).

**STINGY MAY:** Carolina pitchers combined to pitch to a Carolina League best 2.65 ERA in May (258.1 IP, 105 BB, 255 SO, .225 AVG). They also went 16-13 in May, while the offense totaled 20 home runs, 4.48 runs/game and a .245 average (.702 OPS).

**AWARDS SZN:** The 2018 Mudcats took home several in-season honors including four Carolina League Player/Pitcher of the Week Awards, two Carolina League Player of the Month Awards, three Milwaukee Brewers Minor League Player of the Month Award Winners, six mid-season Carolina League All-Stars and one Carolina League post-season All-Star.

**ALL THE STARS:** The Mudcats placed four players on the 2018 Carolina League Southern Division All-Star team, including CL earned run average leader LHP Cam Roegner, starter RHP Marcos Diplan, INF Tucker Neuhaus and MiLB caught steals leader C Max McDowell. Both INF Keston Hiura and RHP Trey Supak were also

named to the Carolina League Southern Division All-Star team, but were unable to participate due to promotions to Double-A Biloxi weeks before the All-Star event.

**ROEGNER'S FIRSTS:** LHP Cam Roegner opened the year at 2-0 with a 0.83 ERA over 21.2 innings pitched and over his first four starts. He carried those numbers into May, and at one point led all of Minor League Baseball in earned run average at 0.76 from May 22 to May 23 and 0.68 from May 25 through May 29. His run to the top of the ERA leader board among all full-season league pitchers was aided by a 31.1 consecutive scoreless innings streak from May 2 through May 30. Roegner also led the Carolina League in earned run average during the periods of May 11 through June 4, June 10 - June 23, July 8 - July 9, and July 26 - August 31. Roegner was later recognized as a mid-season All-Star for the first time in his career after putting together a first half run that included him ranked first in the Carolina League in earned run average throughout most of the first half. He later made a spot start with Triple-A Colorado Springs on 7/15. He was then promoted officially to Double-A Biloxi on 7/31 and appeared in five games with the Shuckers before finishing the season in Triple-A on 9/3.

**THE LEADERS:** LHP Cam Roegner spent much of the 2018 season as the Carolina League's leader in earned run average. He led the league in ERA during the periods of May 11 through June 4, June 10 - June 23, July 8 - July 9, and July 26 - August 31... RHP Trey Supak led the Carolina League in earned run average (1.76) from June 5 through June 9... RHP Conor Harber led the Carolina League in earned run average (2.20/2.26/2.23/2.18) from July 10 through July 25.

**HIURA'S MAY:** INF Keston Hiura finished the month of May batting .377/.437/.664 with a 1.101 OPS over 29 games played and was named both the Carolina League's Player of the Month for May and the Milwaukee Brewers MiLB player of the month for May. Hiura finished May leading the Carolina League in OPS (1.101), runs (29), hits (tied, 46), extra-base hits (21) and doubles (13). Hiura bid farewell to the Carolina League by going 5-for-5 with two home runs, three runs and two RBI on May 31 in Lynchburg. He set career highs for hits and home runs in a game in what ended up being his last game with the Mudcats as



## LEAGUE RANKINGS

### BATTING...

AVG	.235	9th
OBP	.322	7th
SLG	.357	8th
R	541	9th
RA	601	6th
DIFF	-.60	6th
R/G	3.9	9th
H	1049	9th
HR	84	6th
2B	224	6th
3B	33	t2nd
HBP	69	4th
BB	521	3rd
IBB	16	1st
BB%	10.2%	2nd
SO	1311*	10th
K%	25.8%	10th
SB	78	8th
GIDP	89	6th
SAC	31	4th
SF	39	5th

### PITCHING...

ERA	4.06	7th
R	601	6th
ER	534	7th
SV	34	t6th
H	1129	6th
HR	102	8th
HB	63	5th
BB	540	9th
SO	1073	6th
WP	128	8th

### FIELDING...

PCT	.980	2nd
E	102	2nd
DP	101	7th
PB	7	1st

### CAUGHT STEAL...

PCT	.365	4th
CS	62	t2nd
SB	108	4th

### \*K RECORDS:

Carolina batters combined to total a Carolina League and franchise record 1,311 strikeouts during the 2018 season; breaking the previous Carolina League and franchise record of 1,245 SO set during the 2017 season. Carolina's 1,311 total strikeouts in 2018 were the 7th most in MiLB.

Milwaukee promoted him to Double-A the following morning. Hiura left the Carolina League ranked 2nd in batting (.320), 1st, 2nd in hits (66), 1st in doubles (16), 1st in extra-base hits (26), tied for 1st in slugging (.529), tied for 2nd in runs (38) and 1st in total bases (109).

**BACK-TO-BACK HONORS:** OF Ryan Aguilar and INF/OF Weston Wilson earned back-to-back Player of the Week award honors for the weeks ending on April 22 and April 29 respectively. Aguilar was the first Mudcats player to earn the weekly honor and did so after leading the league in average, on-base and OPS during the week ending on April 22. Aguilar went 8-for-15 with a double, a triple, four RBI and five walks while hitting .533/.667/.733 and totaling a 1.400 OPS over five games during his award winning week of play. Wilson was then named Player of the Week for the week ending on April 29 after hitting .412/.500/1.059 with a triple, three home runs, four RBI and a league best 1.559 OPS from April 23 through April 29.

**PITCHER HONORS:** LHP Cam Roegner and RHP Victor Diaz both took home Carolina League Pitcher of the Week award honors and did so on May 13 and July 2 respectively. Roegner earned Pitcher of the Week honors for the week ending on May 13 after pitching through two straight scoreless outings. In all, Roegner pitched through 13.2 scoreless innings over two starts between May 7 and May 13. He was also 2-0 with a 0.00 ERA and totaled seven strikeouts, three walks, four hits and a 0.51 WHIP over his two starts between May 7 and May 13. Diaz made just one start during his award winning week, but that one start ended up being his best of the season. Diaz pitched to a season high 83 game score while working through 7.0 scoreless innings against the Salem Red Sox on June 29. Diaz did not earn a decision that day, but finished his phenomenal start with seven strikeouts, one walk and two hits allowed over his seven scoreless frames.

**JUNE GLOOM:** Carolina's offense finished the month of June totaling a Carolina League worst .212 batting average. They also went 12-14 in June with a -8 run differential while averaging 3.69 runs per game after INF Keston Hiura was promoted to Double-A on 6/1.

**WILSON'S JULY:** INF/OF Weston Wilson finished the month of July batting

.436/.481/.681 with a 1.162 OPS over 27 games played and was named both the Carolina League's Player of the Month for July and the Milwaukee Brewers MiLB player of the month for July. He finished July tied for first in the Carolina League in OPS (1.162), 1st in average (.436), 1st in OBP (.481), 2nd in SLG (.681), 2nd in runs (26), 1st in hits (41), tied for 4th in extra-base hits (12), 2nd in total bases (64), tied for 3rd in home runs (5) and tied for 4th in RBI (23). Wilson also finished July as the overall MiLB (full-season teams) leader in average (.436) and tied for 4th in OPS (1.162).

**CLOSING TIME:** RHP Luke Barker went 6-4 and pitched to a 2.21 ERA while leading the Carolina League with 20 saves and 38 games finished. He also totaled 63 strikeouts against 16 walks over 61.0 innings and held opponents to a .213 average in 46 appearances (second most in the league). The 26-year-old additionally led qualified Carolina League relievers in fewest baserunners/9 IP ratio (9.30), while also finishing third among relievers in lowest batting average against (.213), fifth in highest strikeouts/9 IP ratio (9.30) and fifth in lowest BB-IBB/9 IP ratio (2.36).

**PUMMELING HUMMEL:** OF Cooper Hummel finished the 2018 season as the Carolina League's leader in on-base percentage (.397). Hummel also closed out the season reaching base safely in 28 consecutive games (.504 OBP during the streak) and finished the second half with a league leading .446 OBP. Overall, Hummel finished the year batting .260/.397/.410 while finishing the 2018 season ranked 1st in OBP (.397), 6th in OPS (.807) and tied for 4th in base on balls (63). He additionally finished 3rd in the Carolina League in wRC+ (136), tied for 3rd in wOBA (.382), 4th in wRAA (17.1), tied for 9th in wRC (64) and 1st in BB% (15.6%) among qualified players according to fangraphs.com. Hummel finished the season playing in 55 consecutive games and slashed .309/.463/.497 with a Carolina League best .960 OPS and a league high 21 doubles from July 5 through the end of the season (54 H, 32 R, 21 2B, 4 HR, 30 RBI, 44 BB, 50 SO).

**DOWN WITH OBP:** OF Cooper Hummel finished the 2018 season as the Carolina League's leader in on-base percentage (.397); becoming the first Mudcat to lead the Carolina League in on-base since Carolina transitioned to the Carolina League in 2012. Hummel was additionally the first Mudcats'



#### **BATTING LEADERS...**

**G:** 134, Dallas Carroll  
**AB:** 508, Dallas Carroll  
**R:** 60, Weston Wilson  
**H:** 114, Dallas Carroll  
**2B:** 25, Cooper Hummel  
**3B:** 9, Ryan Aguilar  
**HR:** 13, Weston Wilson  
**RBI:** 62, Weston Wilson  
**BB:** 65, Dallas Carroll  
**SO:** 138, Ryan Aguilar  
**SB:** 16, Luis Aviles Jr.  
**AVG:** .274\*, W. Wilson  
**OBP:** .397\*, C. Hummel  
**SLG:** .446\*, W. Wilson  
**OPS:** .807\*, C. Hummel  
 \*min. 2.7 PA/team games



#### **PITCHING LEADERS...**

**W:** 9, Cam Roegner  
**L:** 8, V. Diaz/B. Webb  
**G:** 46, Luke Barker  
**GS:** 21, Braden Webb  
**SV:** 20, Luke Barker  
**IP:** 126.1, Victor Diaz  
**H:** 133, Victor Diaz  
**BB:** 56, Braden Webb  
**SO:** 104, Braden Webb  
**WHIP:** 1.15\*, C. Roegner  
**ERA:** 2.16\*, C. Roegner  
 \*min. 0.8 IP/team games



#### **LEAGUE LEADERS**

#### **BATTING LEADERS...**

**G:** 134, Dallas Carroll  
**OBP:** .397, C. Hummel

#### **PITCHING LEADERS...**

**3B:** 9, Ryan Aguilar  
**SV:** 20, Luke Barker  
**GF:** 38, Luke Barker

#### **FIELDING LEADERS...**

**3B:** .929, 20 E, D. Carroll

player to finish a season as the league leader in on-base since Jeremy Hermida led the Southern League with a (franchise record) .457 OBP in 2005. Former Mudcats to lead the Carolina or Southern League in OBP: Cooper Hummel (.397, 2018 CAR), Jeremy Hermida (.457, 2005 SOU), Josh Willingham (.449, 2004 SOU), Todd Sears (.434, 2000 SOU), Jason Kendall (.414, 1995 SOU).

**OUTTA HIURA:** INF Keston Hiura's walk-off home run on Friday, May 25 to defeat the Myrtle Beach Pelicans was the first walk-off home run hit by a Mudcats player since July 18, 2013 when Bryson Myles delivered a game-winning blast to beat the Winston-Salem Dash in the 14th inning at Five County Stadium.

**GAME OF THE YEAR:** INF Keston Hiura went 5-for-5 with two home runs, INF Dallas Carroll and OF/INF Ryan Aguilar both hit home runs, INF/OF Weston Wilson totaled 3 RBI, starter RHP Marcos Diplan and relievers RHP Chase Williams, RHP Phil Bickford and RHP Luke Barker combined on a 19 strikeout in a 9-0 four hit shutout versus the Lynchburg Hillcats at City Stadium on May 31.

**GOT HEEEM:** Carolina League All-Star catcher Max McDowell began the 2018 season with the Mudcats before later receiving a mid-season promotion to Double-A Biloxi. Before his promotion, and through the end of the first half, McDowell led Minor League Baseball catchers in most caught steals (34) and was 2nd in caught stealing/stolen base efficiency (.557) for catchers with at least 30 attempts against in all of MiLB. McDowell also led all MiLB catcher in most assists (61) in the first half of the 2018 season. McDowell totaled 18 CS (.450) during his first season with the AZL Brewers in 2015, 54 CS (.443) in 2016 with Wisconsin and 31 CS (.556) last season with Carolina. He later went on to total 11 CS (.423) with Double-A Biloxi and finished year with 45 CS in 87 ATT (.517).

**DEMI DEALT:** Carolina's only run scored in a 14-1 loss to Bucs Creek on August 31 came in the eighth inning when pinch-hitter INF Trever Morrison brought in INF Pat McInerney from third with a bases loaded sacrifice fly. Morrison had entered the game moments earlier in place of OF Demi Orimoloye who had been pulled from the game before entering the on-deck circle in the eighth. The Brewers later announced that

Orimoloye had been traded to the Toronto Blue Jays for OF Curtis Granderson.

**WALK IT OFF:** Seven (7) of Carolina's final 12 home wins occurred in walk-off fashion (7/19, 7/24, 7/25, 8/4, 8/8, 8/17, 8/28). Those seven (7) walk-off wins additionally occurred over Carolina's last 22 home games.

**DUBIOUS DPs:** The Mudcats offense hit into a franchise record six (6) double plays on 8/10/18 in Salem... INF Dallas Carroll: 5-4-3; INF Devin Hairston [3]: 6-4-3, 5-4-3, 5-4-3; INF Trever Morrison: 3u-3-6; OF Rob Henry 6-4-3.

**HITS AND Ks:** The Carolina offense totaled 262 more strikeouts than hits (1,311 SO, 1,049 H) during the 2018 season. Carolina's difference in total strikeouts over total hits was the 5th largest in Minor League Baseball. The 2018 Mudcats joined the 2017 Mudcats (1,245 SO, 1,081 H) and 2007 Mudcats (1,219 SO, 1,149 H) as the three Mudcats teams to finish a season with more strikeouts than hits.

**Ks IN NINE:** The Mudcats pitchers set a franchise record for strikeouts in a nine inning game after totaling 19 strikeouts on 5/31 in Lynchburg... RHP Marcos Diplan: 10 SO, RHP Chase Williams: 3 SO, RHP Phil Bickford\*: 3 SO, RHP Luke Barker: 3 SO. \*Bickford's 2018 season/Mudcats debut.

**PLAYOFF DROUGHT:** The Mudcats failed to reach the playoffs once again in 2018, stretching their current playoff drought to seven consecutive Carolina League seasons. Carolina has additionally failed to reach the playoffs in 10 consecutive seasons overall between their time in the Carolina League (2012-Present) and Southern League (1991-2011). The Mudcats last reached the playoffs in 2008 as a member of the Southern League where they lost to the Mississippi Braves in the Southern League Championship Series... The longest current stretch of consecutive seasons without a post-season appearance in MiLB (full-season teams) is 13 and belongs to both the Buffalo Bisons (AAA, International League) and Delmarva Shorebirds (A-, South Atlantic League). Neither the Bisons or Shorebirds have reached the playoffs since 2005... Buffalo (AAA)/Delmarva: 13 seasons, New Orleans (AAA): 11 seasons, Iowa (AAA): 10 seasons, Hartford (AA): 9 seasons, Louisville (AAA): 8 seasons.

## 2018 AWARDS/HONORS

### PLAYER OF THE WEEK...

4/16-4/22: Ryan Aguilar, OF  
4/23-4/29: Weston Wilson, INF

### PITCHER OF THE WEEK...

5/7-5/13: Cam Roegner, LHP  
6/25-7/1: Victor Diaz, RHP

### CAROLINA LEAGUE

#### PLAYER OF THE MONTH...

May 2018: Keston Hiura, INF  
July 2018: Weston Wilson, UTL

### MILWAUKEE BREWERS

#### MILB PLAYER OF THE MONTH...

May 2018: Keston Hiura, INF  
July 2018: Weston Wilson UTL  
Aug. 2018: Braden Webb, RHP  
(CAR/BL)

### MID-SEASON ALL-STAR...

Cam Roegner, LHP  
Marcos Diplan, RHP  
Trey Supak, RHP  
Max McDowell, C  
Keston Hiura, INF  
Tucker Neuhaus, INF

### POST-SEASON ALL-STAR...

Luke Barker, RHP

#	PITCHERS	HT	WT	B/T	D.O.B.	BIRTHPLACE	ACQUIRED	SCHOOL
16	Barker, Luke	6'3"	230	R/R	3/11/92	Chico, CA	NDFA-2016	Chico State University
20	Beckman, Cody	6'2"	190	R/L	11/11/94	Bradenton, FL	30th-2017	NC State University
24	Benoit, Rodrigo	6'2"	180	R/R	2/23/94	Santiago, D.R.	NDFA-2013	-
17	Bettinger, Alec	6'2"	210	R/R	7/13/95	Alexandria, VA	10th-2017	University of Virginia
10	Bickford, Phil	6'4"	205	R/R	7/10/95	Ventura, CA	TR-SF-2016	Southern Nevada
32	Brown, Daniel	5'10"	185	L/L	3/22/95	Northport, AL	7th-2016	Mississippi State Univ.
20	Crawford, Alec	6'2"	205	R/R	1/10/92	Wilton, IA	FA-3/2018	Univ. of Minnesota
34	Diaz, Victor	6'1"	178	R/R	10/6/93	Guanare, Venezuela	NDFA-2012	
18	Diplán, Marcos+	6'0"	170	R/R	9/18/96	Licey, DR	TR-TX-2015	
24	Diplán, Nattino	6'3"	180	R/R	12/30/93	Santo Domingo Este, D.R.	NDFA-2012	
28	Francis, Bowden	6'5"	235	R/R	4/22/96	Orlando, FL	7th-2017	Chipola College
28	Harber, Conor	6'2"	205	R/R	12/18/93	Coos Bay, OR	16th-2015	University of Oregon
47	Kenilvort, Alec	6'6"	235	R/R	1/7/93	San Anselmo, CA	FA-2017	College of Marin
36	Kirby, Nathan	6'2"	210	L/L	11/23/93	Richmond, VA	CB(A)-2015	University of Virginia
20	Olczak, Jon	6'0"	195	R/R	11/14/93	Greensboro, NC	21st-2015	NC State University
13	Ortega, Jorge	6'1"	165	R/R	6/20/93	Caracas, Venezuela	NDFA-2011	
38	Ortiz, Braulio	6'7"	253	R/R	12/20/91	Lorna De Cabrera, DR	FA-2017	
48	Rodriguez, Wuilder	6'2"	180	R/R	1/21/93	Puerto Cabello, Venezuela	NDFA-2015	
37	Roegner, Cam	6'6"	210	L/L	6/19/93	Ottumwa, IA	22nd-2016	Bradley University
10	Sanchez, Miguel	6'3"	190	R/R	12/31/93	Bonao, D.R.	FA-2016	
30	Supak, Trey	6'5"	235	R/R	5/31/96	Bryan, TX	TR-PIT-2015	La Grange (TX) HS
15	Taugner, Christian	6'3"	225	R/R	5/14/95	Elmhurst, IL	37th-2017	Brown University
15	Webb, Braden	6'2"	195	R/R	4/25/95	Owasso, OK	3rd-2016	Univ. of South Carolina
23	Williams, Chase	6'6"	210	R/R	11/23/92	Tulsa, OK	35th-2016	East Oklahoma State
22	Williams, Devin	6'2"	185	R/R	9/21/94	St. Louis, MO	2nd-2013	Hazelwood West HS

#	CATCHERS	HT	WT	B/T	D.O.B.	BIRTHPLACE	ACQUIRED	SCHOOL
6	Feliciano, Mario	6'1"	200	R/R	11/20/98	Bayamon, P.R.	CB(B)-2016	C. Beltran Baseball Acad.
49	Ghelfi, Mitch	5'11"	185	S/R	9/24/92	Lacrosse, WI	28th-2015	UW Milwaukee
18	Houle, Dustin	6'1"	205	R/R	11/9/93	Penticton, Canada	8th-2011	Brookwood SS
4	McDowell, Max	6'0"	208	R/R	1/12/94	Pittsburgh, PA	13th-2015	Univ. of Connecticut
27	Rodriguez, Nathan	5'10"	185	R/R	9/30/95	Yorba Linda, CA	21st-2016	Cypress College
7	Rojas, Robie	5'7"	175	R/R	12/3/94	Jersey Village, TX	38th-2017	Sam Houston State

#	INFELDERS	HT	WT	B/T	D.O.B.	BIRTHPLACE	ACQUIRED	SCHOOL
11	Aviles Jr., Luis	6'1"	181	R/R	3/16/95	Havana, Cuba	30th-2013	Southwest Miami HS
8	Carroll, Dallas	6'0"	205	R/R	5/18/94	Taylorsville, UT	9th-2017	University of Utah
6	Franklin, Nick#	6'1"	190	S/R	3/2/91	Sanford, FL	FA-2/2018	Lake Brantley HS (FL)
26	Gideon, Ronnie	6'2"	225	R/R	9/20/94	Longview, TX	23rd-2016	Texas A&M University
4	Hairston, Devin	5'8"	175	R/R	4/7/96	Lexington, KY	6th-2017	University of Louisville
6	Hiura, Keston	5'11"	190	R/R	8/2/96	Valencia, CA	1st-2017	UC Irvine
23	McInerney, Pat	6'5"	245	R/R	9/14/94	Downers Grove, IL	NDFA-6/2017	University of Illinois
5	Morrison, Trever	6'0"	180	L/R	4/21/95	Kirkland, WA	12th-2016	Oregon State Univ.
5	Neuhaus, Tucker	6'3"	190	L/R	6/18/95	Tampa, FL	2nd-2013	Wharton HS (FL)
46	Roscetti, Nick	6'3"	190	R/R	11/6/93	Springfield, IL	26th-2016	University of Iowa

#	OUTFIELDERS	HT	WT	B/T	D.O.B.	BIRTHPLACE	ACQUIRED	SCHOOL
3	Aguilar, Ryan	6'2"	168	L/L	9/11/94	Yorba Linda, CA	31st-2016	University of Arizona
22	Belonis, Carlos	6'3"	190	R/R	8/19/94	New York, NY	NDFA-2011	
40	Coulter, Clint	6'3"	235	R/R	7/30/93	Sunnyside, OR	1st-2012	Union HS (WA)
37	Henry, Rob	6'1"	205	R/R	5/19/95	Providence, RI	39th-2017	Brown University
9	Hummel, Cooper	5'10"	190	S/R	11/28/94	Portland, OR	18th-2016	University of Portland
11	Orimoloye, Demi	6'4"	225	R/R	1/6/97	Lagos, Nigeria	4th-2015	St. Matthew (Ontario)
25	Segovia, Joantgel	6'1"	175	R/R	11/8/96	Valera, Venezuela	NDFA-2013	
2	Thomas, Dillon	6'1"	225	L/L	12/10/92	Houston, TX	FA-8/2018	Westbury Christian (TX)
2	Wilson, Weston	6'3"	210	R/R	9/11/94	High Point, NC	17th-2016	Clemson University

(##) MLB Rehab

| (+) 40-Man Roster

**MANAGER:** 33, Joe Ayrault  
**PITCHING COACH:** 41, Bob Milacki  
**HITTING COACH:** 45, Bobby Bell  
**COACH:** 29, Edwin Maysonet

**ATHLETIC TRAINER:** Jeff Bodenhamer  
**STRENGTH & CONDITIONING SPECIALIST:** Jonah Mergen

- 4/8: RHP Jon Olczak transferred from Carolina to Double-A Biloxi  
4/8: RHP Miguel Sanchez assigned to Carolina  
4/11: LHP Cody Beckman transferred to Carolina  
4/11: RHP Alec Kenilvort transferred from Carolina to Helena  
4/16: C Robie Rojas transferred from Carolina to Triple-A Col. Springs  
4/16: OF Rob Henry transferred to Carolina from AZL Brewers  
4/19: OF Rob Henry transferred from Carolina to Helena Brewers  
4/19: RHP Alec Kenilvort transferred from Helena Brewers to Carolina  
4/20: LHP Daniel Brown transferred from Carolina to Helena Brewers  
4/20: OF Rob Henry transferred from Helena Brewers to Carolina  
4/21: C Mitch Ghelfi transferred to Carolina  
4/21: OF Clint Coulter transferred from Carolina to Double-A Biloxi  
4/26: LHP Cody Beckman transferred from Carolina to Low-A Wisconsin  
4/26: RHP Alec Crawford transferred from Helena Brewers to Carolina  
4/28: LHP Daniel Brown transferred from Helena Brewers to Carolina  
4/28: RHP Braden Webb transferred from Carolina to Helena Brewers  
5/8: RHP Braden Webb transferred from the Rk Lvl Helena to Carolina  
5/8: RHP Chase Williams placed on disabled list (retroactive to May 7)  
5/9: C Mitch Ghelfi transferred from Carolina to Double-A Biloxi  
5/9: C Nathan Rodriguez transferred to Carolina Mudcats  
5/13: RHP Miguel Sanchez transferred from Carolina to Triple-A Col. Springs  
5/15: RHP Chase Williams activated off the Carolina disabled list.  
5/22: RHP Braulio Ortiz transferred to Carolina from Low-A Wisconsin  
5/22: RHP Nattino Diplan transferred from Carolina to Rk Lvl Helena  
5/26: RHP Alec Crawford placed on the disabled list (retroactive to May 24)  
5/26: RHP Phil Bickford transferred to Carolina from Rk Lvl Helena  
5/26: RHP Trey Supak transferred from Carolina to Double-A Biloxi  
5/26: RHP Wuilder Rodriguez transferred from Double-A Biloxi to Carolina  
5/30: RHP Nattino Diplan transferred to Carolina from Rk Lvl Helena  
5/30: RHP Wuilder Rodriguez placed on the disabled list (retro to May 28)  
6/1: C Mario Feliciano transferred from Rk Lvl Helena to Carolina  
6/1: INF Keston Hiura promoted from Carolina to Double-A Biloxi  
6/5: C Nathan Rodriguez placed on disabled list (retro to 6/2)  
6/5: INF Nick Roscetti transferred to Carolina from Low-A Wisconsin  
6/5: OF Carlos Belonis released by Milwaukee Brewers  
6/5: OF Joantgel Segovia transferred to Carolina from Low-A Wisconsin  
6/7: RHP Chase Williams released by Milwaukee Brewers  
6/7: RHP Devin Williams transferred to Carolina from Rk Lvl Helena Brewers  
6/10: RHP Alec Crawford activated off disabled list  
6/10: RHP Braulio Ortiz placed on disabled list  
6/16: RHP Alec Bettinger transferred to Carolina from Low-A Wisconsin  
6/16: RHP Victor Diaz placed on Carolina disabled list  
6/21: C Max McDowell transferred to Double-A Biloxi from Carolina  
6/21: C Nathan Rodriguez activated off Carolina disabled list  
6/21: INF Devin Hairston transferred to Carolina from Low-A Wisconsin  
6/21: INF Luis Aviles Jr. transferred to Double-A Biloxi from Carolina  
6/21: INF Pat McInerney transferred to Carolina from Low-A Wisconsin  
6/21: INF Ronnie Gideon released by Milwaukee Brewers  
6/21: OF Demi Orimoloye transferred to Carolina from Low-A Wisconsin  
6/21: OF Rob Henry transferred to Low-A Wisconsin from Carolina  
6/22: RHP Alec Crawford placed on disabled list (retro to 6/21)  
6/22: RHP Braulio Ortiz activated off Carolina disabled list  
6/23: RHP Marcos Diplan transferred to Double-A Biloxi from Carolina  
6/23: RHP Victor Diaz activated off Carolina disabled list  
6/26: C Dustin Houle transferred to Carolina from Triple-A Colorado Springs  
6/26: C Mario Feliciano placed on disabled list (retroactive to 6/23)  
7/4: RHP Alec Bettinger placed on Carolina disabled list  
7/4: RHP Wuilder Rodriguez activated off Carolina disabled list  
7/13: C Mario Feliciano reinstated from DL and transferred to AZL Brewers  
7/15: LHP Cam Roegner transferred to Triple-A Colorado Springs from Carolina  
7/16: INF Tucker Neuhaus placed on Carolina disabled list (retro. to 7/12)  
7/16: LHP Cam Roegner transferred to Carolina from Triple-A Col. Springs  
7/16: RHP Alec Crawford reinstated from Carolina disabled list  
7/18: C Mario Feliciano transferred from AZL Brewers to Carolina  
7/18: C Nathan Rodriguez placed on disabled list (retro. to 7/17)  
7/19: RHP Alec Bettinger activated off the Carolina disabled list  
7/19: RHP Alec Crawford released by Milwaukee Brewers  
7/20: RHP Braulio Ortiz released by Milwaukee Brewers  
7/20: RHP Jorge Ortega transferred to Carolina from Double-A Biloxi  
7/28: LHP Cam Roegner promoted to Double-A Biloxi from Carolina  
7/29: C Nathan Rodriguez activated off the Carolina disabled list  
7/31: C Nathan Rodriguez placed on temporary inactive list (retro to 7/30)  
7/31: INF Trevor Morrison transferred from Low-A Wisconsin to Carolina  
7/31: INF Weston Wilson placed on disabled list (retro to 7/29)  
7/31: LHP Cody Beckman transferred from Low-A Wisconsin to Carolina  
7/31: OF Joantgel Segovia placed on disabled list (retro to 7/29)  
7/31: OF Rob Henry transferred from Low-A Wisconsin to Carolina  
8/1: C Dustin Houle transferred from Carolina to Triple-A Colorado Springs  
8/2: C Nathan Rodriguez reinstated from temporary inactive list  
8/2: RHP Nattino Diplan transferred from Carolina to Double-A Biloxi  
8/3: C Robie Rojas transferred from Triple-A Colorado Springs to Carolina  
8/8: INF Pat McInerney placed on disabled list (retro to 8/6)  
8/8: RHP Bowden Francis transferred from Low-A Wisconsin to Carolina  
8/8: RHP Braden Webb transferred from Carolina to Double-A Biloxi  
8/8: RHP Christian Taugner transferred from Low-A Wisconsin to Carolina  
8/8: RHP Connor Harber transferred from Carolina to Double-A Biloxi  
8/8: RHP Rodrigo Benoit transferred from Low-A Wisconsin to Carolina  
8/15: RHP Wuilder Rodriguez placed on disabled list  
8/15: OF Joantgel Segovia activated off Carolina disabled list  
8/16: C Robie Rojas placed on the Carolina disabled list  
8/16: INF Weston Wilson activated off the Carolina disabled list  
8/21: INF Weston Wilson transferred from Carolina to Double-A Biloxi  
8/21: Brewers select contract of OF Dillon Thomas from American Association; Thomas assigned to Carolina.  
8/23: OF Rob Henry placed on the Carolina disabled list (retro to 8/22)  
8/23: RHP Wuilder Rodriguez reinstated from the Carolina disabled list  
8/23: RHP Devin Williams placed on the Carolina disabled list (retro to 8/23)  
8/25: RHP Devin Williams placed on the Carolina disabled list (retro to 8/23)  
8/25: INF Pat McInerney reinstated from the Carolina disabled list  
8/29: INF Nick Franklin (MLB) rehab assignment transferred from AZL Brewers to Carolina  
8/29: C Mario Feliciano transferred from Carolina to AZL Brewers  
8/29: C Robie Rojas reinstated from Carolina disabled list  
9/1: OF Demi Orimoloye traded by Milwaukee to the Toronto Blue Jays  
9/1: OF Rob Henry reinstated from the Carolina disabled list  
9/1: INF Trevor Morrison transferred from Carolina to Low-A Wisconsin

**BATTING - OVERALL...**

	AVG	OBP	SLG	OPS	G	AB	R	H	2B	3B	HR	RBI	TB	BB	IBB	SO	SB	CS	SF	SAC	HBP	DP
Aguilar, Ryan	.223	.324	.370	.694	126	430	51	96	21	9	8	56	159	64	5	138	5	1	4	6	2	3
Aviles Jr., Luis	.256	.301	.345	.645	67	238	30	61	11	2	2	15	82	14	0	71	16	4	2	2	2	5
Belonis, Carlos	.165	.277	.252	.530	35	103	9	17	1	1	2	10	26	14	0	43	3	0	0	0	2	2
Carroll, Dallas	.224	.314	.317	.631	134	508	54	114	24	1	7	53	161	65	2	113	9	4	6	4	4	16
Coulter, Clint	.241	.313	.448	.761	15	58	8	14	7	1	1	2	26	5	0	21	0	0	0	0	1	0
Feliciano, Mario	.205	.282	.329	.611	42	146	20	30	7	1	3	12	48	13	0	59	2	0	1	1	3	2
Franklin, Nick	.636	.714	1.273	1.987	3	11	3	7	2	1	1	4	14	3	0	2	0	0	0	0	0	0
Gheffi, Mitch	.143	.182	.143	.325	7	21	2	3	0	0	0	1	3	1	0	7	1	0	0	0	0	0
Gideon, Ronnie	.221	.294	.376	.670	58	213	23	47	12	0	7	26	80	20	0	86	1	2	2	0	3	7
Hairston, Devin	.195	.254	.256	.510	58	215	21	42	8	1	1	10	55	17	0	80	0	2	0	2	0	8
Henry, Rob	.202	.371	.315	.686	48	124	15	25	6	1	2	15	39	31	0	40	6	1	1	2	3	2
Hiura, Keston	.320	.382	.529	.911	50	206	38	66	16	3	7	23	109	14	1	47	4	6	1	0	7	4
Houle, Dustin	.296	.355	.370	.725	17	54	5	16	4	0	0	7	20	4	0	16	0	0	2	2	2	0
Hummel, Cooper	.260	.397	.410	.807	102	327	51	85	25	0	8	50	134	63	0	93	3	1	1	1	12	3
McDowell, Max	.222	.306	.314	.620	47	153	16	34	6	1	2	12	48	14	0	36	2	1	1	3	5	2
McInerney, Pat	.112	.241	.153	.394	33	98	6	11	4	0	0	5	15	17	0	38	0	0	1	1	0	1
Morrison, Trevor	.194	.301	.323	.624	19	62	10	12	2	0	2	6	20	10	0	23	1	0	1	0	0	2
Neuhaus, Tucker	.232	.296	.402	.698	79	306	35	71	18	5	8	39	123	26	2	106	5	0	3	0	3	2
Orimoloye, Demi	.237	.304	.372	.675	65	253	30	60	11	1	7	32	94	19	0	76	7	5	2	0	6	5
Rodriguez, Nathan	.202	.320	.288	.608	35	104	11	21	3	0	2	9	30	16	1	17	1	0	0	0	2	1
Rojas, Robie	.351	.455	.405	.860	13	37	7	13	2	0	0	5	15	6	0	15	0	0	0	0	1	0
Roscetti, Nick	.243	.337	.286	.623	47	140	9	34	4	1	0	10	40	19	2	32	2	1	2	2	2	4
Segovia, Joantgel	.232	.309	.285	.594	62	228	20	53	5	2	1	10	65	24	1	42	2	1	2	5	2	10
Thomas, Dillon	.293	.464	.341	.806	13	41	7	12	2	0	0	5	14	11	0	17	1	1	1	0	3	1
Wilson, Weston	.274	.330	.446	.777	105	383	60	105	23	2	13	62	171	31	2	93	7	4	6	0	4	9
Team Total	.235	.322	.357	.679	138	4459	541	1049	224	33	84	479	1591	521	16	1311	78	34	39	31	69	89



**BATTING - FIRST HALF..**

	AVG	OBP	SLG	OPS	G	AB	R	H	2B	3B	HR	RBI	BB	IBB	SO	SB	CS	SF	SAC	HBP	GDP
Aguilar, Ryan	.197	.306	.323	.629	59	198	23	39	8	4	3	26	30	2	59	2	0	2	2	2	1
Aviles Jr., Luis	.256	.301	.345	.645	67	238	30	61	11	2	2	15	14	0	71	16	4	2	2	2	5
Belonis, Carlos	.165	.277	.252	.530	35	103	9	17	1	1	2	10	14	0	43	3	0	0	0	2	2
Carroll, Dallas	.252	.341	.333	.674	68	258	31	65	15	0	2	31	36	1	51	8	1	4	1	1	9
Coulter, Clint	.241	.313	.448	.761	15	58	8	14	7	1	1	2	5	0	21	0	0	0	0	1	0
Feliciano, Mario	.146	.222	.220	.442	12	41	6	6	0	0	1	3	4	0	15	2	0	0	0	0	1
Ghelfi, Mitch	.143	.182	.143	.325	7	21	2	3	0	0	0	1	1	0	7	1	0	0	0	0	0
Gideon, Ronnie	.221	.294	.376	.670	58	213	23	47	12	0	7	26	20	0	86	1	2	2	0	3	7
Henry, Rob	.176	.400	.309	.709	30	68	11	12	3	0	2	10	23	0	17	2	1	1	1	3	0
Hiura, Keston	.320	.382	.529	.911	50	206	38	66	16	3	7	23	14	1	47	4	6	1	0	7	4
Hummel, Cooper	.205	.318	.288	.606	41	132	17	27	2	0	3	17	17	0	38	0	0	0	1	5	1
McDowell, Max	.222	.306	.314	.620	47	153	16	34	6	1	2	12	14	0	36	2	1	1	3	5	2
Neuhaus, Tucker	.231	.291	.382	.673	64	251	29	58	14	3	6	33	20	2	88	2	0	2	0	2	2
Rodriguez, Nathan	.190	.261	.190	.451	7	21	1	4	0	0	0	0	2	0	4	1	0	0	0	0	0
Rojas, Robie	.500	.600	.625	1.225	3	8	2	4	1	0	0	1	2	0	3	0	0	0	0	0	0
Roscetti, Nick	.143	.188	.143	.330	5	14	1	2	0	0	0	1	0	0	5	0	0	1	0	1	0
Segovia, Joantgel	.204	.259	.367	.627	14	49	4	10	3	1	1	4	4	0	13	1	0	1	1	0	1
Wilson, Weston	.223	.277	.376	.653	65	242	29	54	14	1	7	31	18	0	65	4	1	3	0	1	6



**BATTING - SECOND HALF..**

	AVG	OBP	SLG	OPS	G	AB	R	H	2B	3B	HR	RBI	BB	IBB	SO	SB	CS	SF	SAC	HBP	GDP
Aguilar, Ryan	.246	.340	.409	.749	67	232	28	57	13	5	5	30	34	3	79	3	1	2	4	0	2
Carroll, Dallas	.196	.285	.300	.585	66	250	23	49	9	1	5	22	29	1	62	1	3	2	3	3	7
Feliciano, Mario	.229	.305	.371	.677	30	105	14	24	7	1	2	9	9	0	44	0	0	1	1	3	1
Franklin, Nick	.636	.714	1.273	1.987	3	11	3	7	2	1	1	4	3	0	2	0	0	0	0	0	0
Hairston, Devin	.195	.254	.256	.510	58	215	21	42	8	1	1	10	17	0	80	0	2	0	2	0	8
Henry, Rob	.232	.328	.321	.650	18	56	4	13	3	1	0	5	8	0	23	4	0	0	1	0	2
Houle, Dustin	.296	.355	.370	.725	17	54	5	16	4	0	0	7	4	0	16	0	0	2	2	2	0
Hummel, Cooper	.297	.446	.492	.938	61	195	34	58	23	0	5	33	46	0	55	3	1	1	0	7	2
McInerney, Pat	.112	.241	.153	.394	33	98	6	11	4	0	0	5	17	0	38	0	0	1	1	0	1
Morrison, Trevor	.194	.301	.323	.624	19	62	10	12	2	0	2	6	10	0	23	1	0	1	0	0	2
Neuhaus, Tucker	.236	.317	.491	.808	15	55	6	13	4	2	2	6	6	0	18	3	0	1	0	1	0
Orimoloye, Demi	.237	.304	.372	.675	65	253	30	60	11	1	7	32	19	0	76	7	5	2	0	6	5
Rodriguez, Nathan	.205	.333	.313	.647	28	83	10	17	3	0	2	9	14	1	13	0	0	0	0	2	1
Rojas, Robie	.310	.412	.345	.757	10	29	5	9	1	0	0	4	4	0	12	0	0	0	0	1	0
Roscetti, Nick	.254	.354	.302	.655	42	126	8	32	4	1	0	9	19	2	27	2	1	1	2	1	4
Segovia, Joantgel	.240	.322	.263	.584	48	179	16	43	2	1	0	6	20	1	29	1	1	1	4	2	9
Thomas, Dillon	.293	.464	.341	.806	13	41	7	12	2	0	0	5	11	0	17	1	1	1	0	3	1
Wilson, Weston	.362	.419	.567	.986	40	141	31	51	9	1	6	31	13	2	28	3	3	3	0	3	3

**BATTING - HOME...**

PLAYER	AVG	OBP	SLG	OPS	G	AB	R	H	2B	3B	HR	RBI	BB	SO	SB	CS	E
Aguilar, Ryan	.227	.321	.370	.691	64	216	22	49	14	4	3	24	31	68	2	1	3
Aviles Jr., Luis	.273	.314	.382	.696	32	110	19	30	5	2	1	11	6	28	9	2	3
Belonis, Carlos	.125	.263	.167	.430	17	48	2	6	0	1	0	1	8	21	1	0	3
Carroll, Dallas	.254	.341	.357	.698	67	252	30	64	12	1	4	28	34	59	5	1	16
Coulter, Clint	.176	.222	.324	.546	9	34	4	6	3	1	0	0	2	18	0	0	0
Feliciano, Mario	.200	.288	.292	.580	18	65	10	13	3	0	1	4	6	24	0	0	0
Franklin, Nick	.636	.714	1.273	1.987	3	11	3	7	2	1	1	4	3	2	0	0	0
Ghelfi, Mitch	.100	.100	.100	.200	4	10	1	1	0	0	0	1	0	1	0	0	1
Gideon, Ronnie	.186	.278	.343	.621	28	102	10	19	4	0	4	11	12	44	0	2	2
Hairston, Devin	.207	.250	.281	.531	31	121	9	25	4	1	1	8	7	47	0	0	0
Henry, Rob	.236	.427	.436	.863	21	55	8	13	3	1	2	9	17	19	3	1	0
Hiura, Keston	.310	.373	.530	.903	25	100	18	31	9	2	3	12	7	16	3	4	0
Houle, Dustin	.333	.417	.400	.817	10	30	2	10	2	0	0	4	4	12	0	0	1
Hummel, Cooper	.283	.409	.450	.859	55	180	26	51	15	0	5	31	30	45	2	0	4
McDowell, Max	.254	.321	.366	.687	21	71	7	18	3	1	1	7	4	11	1	0	1
McInerney, Pat	.104	.279	.125	.404	18	48	2	5	1	0	0	4	12	18	0	0	0
Morrison, Trevor	.148	.200	.148	.348	8	27	3	4	0	0	0	1	2	13	1	0	2
Neuhaus, Tucker	.238	.287	.344	.631	39	151	18	36	5	1	3	17	10	52	3	0	6
Orimoloye, Demi	.252	.320	.437	.757	35	135	19	34	8	1	5	18	12	40	3	2	1
Rodriguez, Nathan	.145	.243	.210	.453	19	62	6	9	1	0	1	4	7	13	1	0	1
Rojas, Robie	.222	.364	.222	.586	6	18	2	4	0	0	0	2	4	8	0	0	1
Roscetti, Nick	.257	.391	.286	.677	25	70	7	18	2	0	0	5	15	17	1	0	4
Segovia, Joantgel	.207	.299	.288	.587	31	111	11	23	4	1	1	4	14	21	2	0	1
Thomas, Dillon	.381	.517	.476	.993	6	21	4	8	2	0	0	4	6	9	0	0	0
Wilson, Weston	.347	.406	.554	.960	54	193	38	67	17	1	7	36	19	40	3	3	3
<b>Team Total</b>	<b>.246</b>	<b>.334</b>	<b>.373</b>	<b>.707</b>	<b>70</b>	<b>2241</b>	<b>281</b>	<b>551</b>	<b>119</b>	<b>19</b>	<b>43</b>	<b>250</b>	<b>272</b>	<b>646</b>	<b>40</b>	<b>16</b>	<b>59</b>

**BATTING - AWAY...**

PLAYER	AVG	OBP	SLG	OPS	G	AB	R	H	2B	3B	HR	RBI	BB	SO	SB	CS	E
Aguilar, Ryan	.220	.327	.369	.696	62	214	29	47	7	5	5	32	33	70	3	0	0
Aviles Jr., Luis	.242	.290	.313	.603	35	128	11	31	6	0	1	4	8	43	7	2	4
Belonis, Carlos	.200	.290	.327	.617	18	55	7	11	1	0	2	9	6	22	2	0	0
Carroll, Dallas	.195	.287	.277	.564	67	256	24	50	12	0	3	25	31	54	4	3	5
Coulter, Clint	.333	.429	.625	1.054	6	24	4	8	4	0	1	2	3	3	0	0	0
Feliciano, Mario	.210	.278	.358	.636	24	81	10	17	4	1	2	8	7	35	2	0	3
Ghelfi, Mitch	.182	.250	.182	.432	3	11	1	2	0	0	0	0	1	6	1	0	0
Gideon, Ronnie	.252	.309	.405	.714	30	111	13	28	8	0	3	15	8	42	1	0	2
Hairston, Devin	.181	.260	.223	.483	27	94	12	17	4	0	0	2	10	33	0	2	1
Henry, Rob	.174	.321	.217	.538	27	69	7	12	3	0	0	6	14	21	3	0	0
Hiura, Keston	.330	.390	.528	.918	25	106	20	35	7	1	4	11	7	31	1	2	0
Houle, Dustin	.250	.269	.333	.602	7	24	3	6	2	0	0	3	0	4	0	0	0
Hummel, Cooper	.231	.383	.361	.744	47	147	25	34	10	0	3	19	33	48	1	1	1
McDowell, Max	.195	.295	.268	.563	26	82	9	16	3	0	1	5	10	25	1	1	4
McInerney, Pat	.120	.200	.180	.380	15	50	4	6	3	0	0	1	5	20	0	0	0
Morrison, Trevor	.229	.372	.457	.829	11	35	7	8	2	0	2	5	8	10	0	0	0
Neuhaus, Tucker	.226	.305	.458	.763	40	155	17	35	13	4	5	22	16	54	2	0	4
Orimoloye, Demi	.220	.285	.297	.582	30	118	11	26	3	0	2	14	7	36	4	3	0
Rodriguez, Nathan	.286	.423	.405	.828	16	42	5	12	2	0	1	5	9	4	0	0	4
Rojas, Robie	.474	.545	.579	1.124	7	19	5	9	2	0	0	3	2	7	0	0	1
Roscetti, Nick	.229	.276	.286	.562	22	70	2	16	2	1	0	5	4	15	1	1	0
Segovia, Joantgel	.256	.318	.282	.600	31	117	9	30	1	1	0	6	10	21	0	1	2
Thomas, Dillon	.200	.407	.200	.607	7	20	3	4	0	0	0	1	5	8	1	1	0
Wilson, Weston	.200	.251	.337	.588	51	190	22	38	6	1	6	26	12	53	4	1	2
<b>Team Total</b>	<b>.225</b>	<b>.310</b>	<b>.340</b>	<b>.650</b>	<b>68</b>	<b>2218</b>	<b>260</b>	<b>498</b>	<b>105</b>	<b>14</b>	<b>41</b>	<b>229</b>	<b>249</b>	<b>665</b>	<b>38</b>	<b>18</b>	<b>43</b>

**BATTING - VS. RIGHT-HANDED PITCHERS...**

PLAYER	AVG	OBP	SLG	OPS	AB	R	H	2B	3B	HR	RBI	BB	SO	SB	CS
Aguilar, Ryan	.217	.328	.364	.692	313	39	68	15	8	5	41	51	97	4	0
Aviles Jr., Luis	.262	.306	.337	.643	172	22	45	5	1	2	13	11	51	13	4
Belonis, Carlos	.188	.309	.319	.628	69	6	13	1	1	2	8	10	32	0	0
Carroll, Dallas	.222	.313	.314	.627	360	33	80	21	0	4	43	46	82	7	4
Coulter, Clint	.256	.341	.487	.828	39	6	10	4	1	1	2	4	11	0	0
Feliciano, Mario	.177	.266	.323	.589	96	15	17	3	1	3	10	10	40	0	0
Franklin, Nick	.700	.769	1.400	2.169	10	3	7	2	1	1	4	3	1	0	0
Ghelfi, Mitch	.100	.100	.100	.200	10	0	1	0	0	0	0	0	2	0	0
Gideon, Ronnie	.204	.279	.293	.572	147	16	30	7	0	2	9	13	62	1	2
Hairston, Devin	.195	.250	.268	.518	149	16	29	6	1	1	7	11	56	0	2
Henry, Rob	.187	.345	.297	.642	91	10	17	2	1	2	8	20	31	5	1
Hiura, Keston	.279	.341	.468	.809	154	24	43	10	2	5	15	10	34	3	5
Houle, Dustin	.314	.395	.371	.766	35	4	11	2	0	0	4	4	9	0	0
Hummel, Cooper	.258	.381	.430	.811	244	36	63	18	0	8	42	40	77	3	1
McDowell, Max	.208	.309	.274	.583	106	12	22	4	0	1	8	13	28	2	1
McInerney, Pat	.094	.234	.109	.343	64	3	6	1	0	0	3	12	23	0	0
Morrison, Trevor	.220	.333	.380	.713	50	10	11	2	0	2	5	9	17	1	0
Neuhaus, Tucker	.248	.311	.430	.741	230	29	57	16	4	6	26	21	81	4	0
Orimoloye, Demi	.239	.307	.386	.693	184	21	44	10	1	5	26	14	55	6	5
Rodriguez, Nathan	.183	.287	.256	.543	82	8	15	3	0	1	6	11	15	1	0
Rojas, Robie	.400	.514	.467	.981	30	7	12	2	0	0	5	6	13	0	0
Roscetti, Nick	.233	.317	.278	.595	90	6	21	2	1	0	8	11	23	1	1
Segovia, Joantgel	.253	.306	.325	.631	166	14	42	5	2	1	9	11	33	2	0
Thomas, Dillon	.273	.468	.333	.801	33	6	9	2	0	0	4	10	14	1	1
Wilson, Weston	.280	.329	.440	.769	275	44	77	16	2	8	40	20	63	5	3
<b>Team Total</b>	<b>.234</b>	<b>.321</b>	<b>.357</b>	<b>.678</b>	<b>3199</b>	<b>390</b>	<b>750</b>	<b>159</b>	<b>27</b>	<b>60</b>	<b>346</b>	<b>371</b>	<b>950</b>	<b>59</b>	<b>30</b>

**BATTING - VS. LEFT-HANDED PITCHERS...**

PLAYER	AVG	OBP	SLG	OPS	AB	R	H	2B	3B	HR	RBI	BB	SO	SB	CS
Aguilar, Ryan	.239	.313	.385	.698	117	12	28	6	1	3	15	13	41	1	1
Aviles Jr., Luis	.242	.286	.364	.650	66	8	16	6	1	0	2	3	20	3	0
Belonis, Carlos	.118	.211	.118	.329	34	3	4	0	0	0	2	4	11	3	0
Carroll, Dallas	.230	.317	.324	.641	148	21	34	3	1	3	10	19	31	2	0
Coulter, Clint	.211	.250	.368	.618	19	2	4	3	0	0	0	1	10	0	0
Feliciano, Mario	.260	.315	.340	.655	50	5	13	4	0	0	2	3	19	2	0
Franklin, Nick	.000	.000	.000	.000	1	0	0	0	0	0	0	0	1	0	0
Ghelfi, Mitch	.182	.250	.182	.432	11	2	2	0	0	0	1	1	5	1	0
Gideon, Ronnie	.258	.329	.561	.890	66	7	17	5	0	5	17	7	24	0	0
Hairston, Devin	.197	.264	.227	.491	66	5	13	2	0	0	3	6	24	0	0
Henry, Rob	.242	.435	.364	.799	33	5	8	4	0	0	7	11	9	1	0
Hiura, Keston	.442	.500	.712	1.212	52	14	23	6	1	2	8	4	13	1	1
Houle, Dustin	.263	.263	.368	.631	19	1	5	2	0	0	3	0	7	0	0
Hummel, Cooper	.265	.440	.349	.789	83	15	22	7	0	0	8	23	16	0	0
McDowell, Max	.255	.300	.404	.704	47	4	12	2	1	1	4	1	8	0	0
McInerney, Pat	.147	.256	.235	.491	34	3	5	3	0	0	2	5	15	0	0
Morrison, Trevor	.083	.154	.083	.237	12	0	1	0	0	0	1	1	6	0	0
Neuhaus, Tucker	.184	.250	.316	.566	76	6	14	2	1	2	13	5	25	1	0
Orimoloye, Demi	.232	.293	.333	.626	69	9	16	1	0	2	6	5	21	1	0
Rodriguez, Nathan	.273	.429	.409	.838	22	3	6	0	0	1	3	5	2	0	0
Rojas, Robie	.143	.143	.143	.286	7	0	1	0	0	0	0	0	2	0	0
Roscetti, Nick	.260	.373	.300	.673	50	3	13	2	0	0	2	8	9	1	0
Segovia, Joantgel	.177	.316	.177	.493	62	6	11	0	0	0	1	13	9	0	1
Thomas, Dillon	.375	.444	.375	.819	8	1	3	0	0	0	1	1	3	0	0
Wilson, Weston	.259	.333	.463	.796	108	16	28	7	0	5	22	11	30	2	1
<b>Team Total</b>	<b>.237</b>	<b>.325</b>	<b>.356</b>	<b>.681</b>	<b>1260</b>	<b>151</b>	<b>299</b>	<b>65</b>	<b>6</b>	<b>24</b>	<b>133</b>	<b>150</b>	<b>361</b>	<b>19</b>	<b>4</b>

# 2018 BATTING STATISTICS

## BATTING - LEADING OFF INNING...

PLAYER	AVG	OBP	SLG	OPS	AB	H	2B	3B	HR	RBI	BB	SO
Aguilar, Ryan	.231	.325	.370	.695	108	25	4	1	3	3	14	32
Aviles Jr., Luis	.250	.308	.292	.600	48	12	2	0	0	0	2	17
Belonis, Carlos	.095	.208	.095	.303	21	2	0	0	0	0	3	13
Carroll, Dallas	.194	.255	.306	.561	134	26	4	1	3	3	10	30
Coulter, Clint	.300	.462	.700	1.162	10	3	2	1	0	0	2	1
Feliciano, Mario	.185	.290	.333	.623	27	5	1	0	1	1	2	13
Franklin, Nick	.000	.333	.000	.333	2	0	0	0	0	0	1	1
Ghelfi, Mitch	.286	.286	.286	.572	7	2	0	0	0	0	0	2
Gideon, Ronnie	.250	.321	.417	.738	48	12	5	0	1	1	4	17
Hairston, Devin	.197	.240	.296	.536	71	14	2	1	1	1	4	28
Henry, Rob	.179	.361	.393	.754	28	5	1	1	1	1	8	11
Hiura, Keston	.357	.386	.595	.981	42	15	4	0	2	2	1	6
Houle, Dustin	.353	.389	.353	.742	17	6	0	0	0	0	0	5
Hummel, Cooper	.278	.412	.380	.792	79	22	5	0	1	1	14	23
McDowell, Max	.119	.178	.238	.416	42	5	2	0	1	1	2	6
McInerney, Pat	.056	.261	.056	.317	18	1	0	0	0	0	5	7
Morrison, Trevor	.182	.400	.545	.945	11	2	1	0	1	1	4	3
Neuhaus, Tucker	.180	.231	.361	.592	61	11	4	2	1	1	4	25
Orimoloye, Demi	.125	.263	.156	.419	32	4	1	0	0	0	3	8
Rodriguez, Nathan	.238	.333	.286	.619	21	5	1	0	0	0	3	3
Rojas, Robbie	.500	.545	.600	1.145	10	5	1	0	0	0	1	3
Roscetti, Nick	.367	.441	.433	.874	30	11	2	0	0	0	4	6
Segovia, Joantgel	.264	.304	.310	.614	87	23	1	0	1	1	4	15
Thomas, Dillon	.200	.500	.200	.700	5	1	0	0	0	0	2	2
Wilson, Weston	.290	.405	.419	.824	93	27	6	0	2	3	17	26
Team Total	.232	.319	.346	.665	1052	244	49	7	19	20	114	303

## BATTING - BASES LOADED...

PLAYER	AVG	OBP	SLG	OPS	AB	H	2B	3B	HR	RBI	BB	SO
Aguilar, Ryan	.143	.235	.500	.735	14	2	0	1	1	11	1	7
Aviles Jr., Luis	.500	.400	.500	.900	4	2	0	0	0	4	0	1
Belonis, Carlos	.167	.167	.167	.334	6	1	0	0	0	1	0	5
Carroll, Dallas	.154	.267	.154	.421	13	2	0	0	0	6	2	2
Coulter, Clint	.000	.000	.000	.000	0	0	0	0	0	0	0	0
Feliciano, Mario	.111	.111	.111	.222	9	1	0	0	0	1	0	3
Franklin, Nick	.000	.000	.000	.000	0	0	0	0	0	0	0	0
Ghelfi, Mitch	.000	.500	.000	.500	1	0	0	0	0	3	2	1
Gideon, Ronnie	.167	.167	.167	.334	6	1	0	0	0	2	0	3
Hairston, Devin	.333	.333	.500	.833	6	2	1	0	0	4	0	1
Henry, Rob	.400	.571	.400	.971	5	2	0	0	0	4	0	1
Hiura, Keston	.000	.000	.000	.000	2	0	0	0	0	0	0	2
Houle, Dustin	.167	.500	.333	.833	6	1	1	0	0	8	3	3
Hummel, Cooper	.000	.000	.000	.000	2	0	0	0	0	1	0	2
McDowell, Max	.667	.750	.667	1.417	3	2	0	0	0	3	1	1
McInerney, Pat	.000	.000	.000	.000	2	0	0	0	0	2	0	1
Morrison, Trevor	.125	.100	.125	.225	8	1	0	0	0	3	0	3
Neuhaus, Tucker	.333	.300	.667	.967	9	3	0	0	1	10	0	1
Orimoloye, Demi	.000	.200	.000	.200	4	0	0	0	0	1	1	1
Rodriguez, Nathan	.000	.000	.000	.000	1	0	0	0	0	0	0	0
Rojas, Robbie	.143	.125	.429	.554	7	1	0	1	0	4	0	2
Roscetti, Nick	.167	.143	.333	.476	6	1	1	0	0	3	0	2
Segovia, Joantgel	.667	.667	.667	1.334	3	2	0	0	0	2	0	1
Thomas, Dillon	.200	.125	.800	.925	5	1	0	0	1	8	0	1
Wilson, Weston	.205	.262	.336	.598	122	25	3	2	3	81	10	44
Team Total	.205	.262	.336	.598	122	25	3	2	3	81	10	44

## BATTING - RUNNERS IN SCORING POSITION...

PLAYER	AVG	OBP	SLG	OPS	AB	H	2B	3B	HR	RBI	BB	SO
Aguilar, Ryan	.223	.324	.380	.704	121	27	8	4	1	45	19	37
Aviles Jr., Luis	.169	.203	.186	.389	59	10	1	0	0	10	3	21
Belonis, Carlos	.243	.364	.351	.715	37	9	1	0	1	9	6	14
Carroll, Dallas	.232	.313	.319	.632	138	32	6	0	2	45	19	27
Coulter, Clint	.143	.250	.214	.464	14	2	1	0	0	1	2	5
Feliciano, Mario	.250	.326	.525	.851	40	10	3	1	2	11	5	14
Franklin, Nick	1.000	1.000	2.250	3.250	4	4	0	1	1	4	0	0
Ghelfi, Mitch	.250	.400	.250	.650	4	1	0	0	0	1	1	1
Gideon, Ronnie	.200	.324	.345	.669	55	11	2	0	2	19	9	21
Hairston, Devin	.212	.268	.250	.518	52	11	2	0	0	9	4	24
Henry, Rob	.226	.390	.258	.648	31	7	1	0	0	12	7	8
Hiura, Keston	.224	.316	.347	.663	49	11	1	1	1	15	3	14
Houle, Dustin	.222	.304	.333	.637	18	4	2	0	0	7	2	7
Hummel, Cooper	.268	.419	.485	.904	97	26	9	0	4	40	22	30
McDowell, Max	.262	.347	.310	.657	42	11	0	1	0	9	5	10
McInerney, Pat	.125	.241	.125	.366	24	3	0	0	0	5	4	13
Morrison, Trevor	.053	.095	.105	.200	19	1	1	0	0	4	1	7
Neuhaus, Tucker	.284	.366	.463	.829	95	27	9	1	2	31	11	29
Orimoloye, Demi	.260	.291	.452	.743	73	19	5	0	3	27	3	23
Rodriguez, Nathan	.114	.225	.314	.539	35	4	1	0	2	9	5	8
Rojas, Robbie	.333	.444	.400	.844	15	5	1	0	0	5	2	6
Roscetti, Nick	.196	.328	.283	.611	46	9	2	1	0	10	9	14
Segovia, Joantgel	.152	.281	.174	.455	46	7	1	0	0	8	9	10
Thomas, Dillon	.267	.455	.400	.855	15	4	2	0	0	5	5	7
Wilson, Weston	.296	.322	.481	.803	108	32	9	1	3	48	5	17
Team Total	.232	.324	.363	.687	1237	287	68	11	24	389	161	367

## BATTING - RUNNERS IN SCORING POSITION/2-OUTS...

PLAYER	AVG	OBP	SLG	OPS	AB	H	2B	3B	HR	RBI	BB	SO
Aguilar, Ryan	.140	.300	.228	.528	57	8	1	2	0	11	12	20
Aviles Jr., Luis	.152	.200	.182	.382	33	5	1	0	0	5	2	10
Belonis, Carlos	.294	.429	.529	.958	17	5	1	0	1	6	3	7
Carroll, Dallas	.222	.300	.264	.564	72	16	3	0	0	20	8	15
Coulter, Clint	.200	.429	.200	.629	5	1	0	0	0	1	2	2
Feliciano, Mario	.200	.304	.400	.704	20	4	1	0	1	5	3	7
Franklin, Nick	.000	.000	.000	.000	0	0	0	0	0	0	0	0
Ghelfi, Mitch	.333	.500	.333	.833	3	1	0	0	0	1	1	0
Gideon, Ronnie	.130	.355	.174	.529	23	3	1	0	0	5	6	9
Hairston, Devin	.227	.292	.273	.565	22	5	1	0	0	4	2	13
Henry, Rob	.385	.579	.385	.964	13	5	0	0	0	5	6	3
Hiura, Keston	.148	.258	.296	.554	27	4	1	0	1	6	2	9
Houle, Dustin	.111	.111	.111	.222	9	1	0	0	0	1	0	5
Hummel, Cooper	.277	.433	.532	.965	47	13	3	0	3	24	11	15
McDowell, Max	.167	.250	.278	.528	18	3	0	1	0	2	1	5
McInerney, Pat	.000	.167	.000	.167	10	0	0	0	0	0	2	8
Morrison, Trevor	.182	.182	.200	.382	10	1	1	0	0	2	1	3
Neuhaus, Tucker	.182	.341	.333	.674	33	6	2	0	1	7	5	11
Orimoloye, Demi	.286	.333	.536	.869	28	8	1	0	2	12	2	11
Rodriguez, Nathan	.067	.263	.267	.530	15	1	0	0	1	3	4	3
Rojas, Robbie	.333	.400	.333	.733	9	3	0	0	0	3	1	3
Roscetti, Nick	.130	.259	.174	.433	23	3	1	0	0	2	3	9
Segovia, Joantgel	.167	.348	.167	.515	18	3	0	0	0	2	5	2
Thomas, Dillon	.250	.625	.500	1.125	4	1	1	0	0	1	3	2
Wilson, Weston	.316	.381	.526	.907	57	18	7	1	1	20	4	10
Team Total	.206	.329	.323	.652	573	118	26	4	11	148	89	182

**BATTING - APRIL...**

PLAYER	AVG	OBP	SLG	OPS	G	AB	R	H	2B	3B	HR	RBI	BB	IBB	SO	SB	CS	SF	SAC
Aguilar, Ryan	.294	.424	.451	.875	17	51	4	15	3	1	1	13	12	2	12	0	0	2	1
Aviles Jr., Luis	.235	.287	.309	.596	22	81	8	19	4	1	0	4	6	0	28	11	1	0	0
Belonis, Carlos	.204	.306	.333	.640	17	54	5	11	1	0	2	9	7	0	25	0	0	0	0
Carroll, Dallas	.253	.361	.301	.662	22	83	13	21	4	0	0	4	14	0	12	3	1	0	0
Coulter, Clint	.241	.313	.448	.761	15	58	8	14	7	1	1	2	5	0	21	0	0	0	0
Ghelfi, Mitch	.000	.000	.000	.000	3	10	0	0	0	0	0	0	0	0	3	0	0	0	0
Gideon, Ronnie	.270	.341	.405	.747	21	74	8	20	4	0	2	11	6	0	26	0	1	0	0
Henry, Robert	.000	.533	.000	.533	5	6	1	0	0	0	0	1	7	0	2	1	0	1	0
Hiura, Keston	.238	.301	.333	.634	21	84	9	20	3	1	1	6	5	0	22	1	2	1	0
Hummel, Cooper	.196	.260	.304	.564	13	46	6	9	2	0	1	5	3	0	15	0	0	0	0
McDowell, Max	.220	.316	.260	.576	15	50	5	11	2	0	0	2	6	0	12	0	0	0	0
Neuhaus, Tucker	.264	.306	.462	.768	23	91	10	24	6	0	4	14	5	1	33	1	0	1	0
Rojas, Robie	.500	.600	.625	1.225	3	8	2	4	1	0	0	1	2	0	3	0	0	0	0
Wilson, Weston	.222	.317	.431	.748	21	72	13	16	1	1	4	10	10	0	22	0	1	0	0
<b>Team Total</b>	<b>.240</b>	<b>.325</b>	<b>.365</b>	<b>.690</b>	<b>24</b>	<b>768</b>	<b>92</b>	<b>184</b>	<b>38</b>	<b>5</b>	<b>16</b>	<b>82</b>	<b>88</b>	<b>3</b>	<b>236</b>	<b>17</b>	<b>6</b>	<b>5</b>	<b>1</b>

**BATTING - MAY...**

PLAYER	AVG	OBP	SLG	OPS	G	AB	R	H	2B	3B	HR	RBI	BB	IBB	SO	SB	CS	SF	SAC
Aguilar, Ryan	.206	.298	.336	.634	27	107	15	22	4	2	2	10	13	0	32	0	0	0	0
Aviles Jr., Luis	.277	.318	.396	.714	28	101	14	28	4	1	2	9	6	0	30	3	3	2	0
Belonis, Carlos	.093	.235	.140	.375	16	43	3	4	0	1	0	0	7	0	17	3	0	0	0
Carroll, Dallas	.235	.308	.313	.621	29	115	12	27	6	0	1	21	13	1	29	2	0	4	1
Ghelfi, Mitch	.273	.333	.273	.606	4	11	2	3	0	0	0	1	1	0	4	1	0	0	0
Gideon, Ronnie	.210	.289	.360	.649	26	100	11	21	6	0	3	11	11	0	41	1	1	2	0
Henry, Rob	.235	.422	.353	.775	13	34	5	8	1	0	1	4	9	0	8	1	0	0	1
Hiura, Keston	.377	.437	.664	1.101	29	122	29	46	13	2	6	17	9	1	25	3	4	0	0
Hummel, Cooper	.149	.298	.149	.447	15	47	3	7	0	0	0	2	8	0	15	0	0	0	0
McDowell, Max	.275	.370	.406	.776	22	69	8	19	4	1	1	9	7	0	14	2	1	1	1
Neuhaus, Tucker	.236	.317	.349	.666	27	106	15	25	5	2	1	13	13	0	37	1	0	1	0
Rodriguez, Nathan	.190	.261	.190	.451	6	21	1	4	0	0	0	0	2	0	4	1	0	0	0
Wilson, Weston	.250	.286	.420	.705	28	112	12	28	10	0	3	16	5	0	31	2	0	1	0
<b>Team Total</b>	<b>.245</b>	<b>.325</b>	<b>.378</b>	<b>.702</b>	<b>29</b>	<b>988</b>	<b>130</b>	<b>242</b>	<b>53</b>	<b>9</b>	<b>20</b>	<b>113</b>	<b>104</b>	<b>2</b>	<b>287</b>	<b>20</b>	<b>9</b>	<b>11</b>	<b>3</b>

**BATTING - JUNE...**

PLAYER	AVG	OBP	SLG	OPS	G	AB	R	H	2B	3B	HR	RBI	BB	IBB	SO	SB	CS	SF	SAC
Aguilar, Ryan	.125	.222	.222	.444	24	72	9	9	2	1	1	7	9	0	31	2	0	0	1
Aviles Jr., Luis	.250	.288	.304	.592	17	56	8	14	3	0	0	2	2	0	13	2	0	0	2
Belonis, Carlos	.333	.333	.333	.667	2	6	1	2	0	0	0	1	0	0	1	0	0	0	0
Carroll, Dallas	.283	.366	.394	.760	26	99	11	28	8	0	1	9	13	1	18	4	1	0	0
Feliciano, Mario	.167	.239	.286	.525	13	42	6	7	0	1	1	4	4	0	15	2	0	0	0
Gideon, Ronnie	.154	.214	.359	.573	11	39	4	6	2	0	2	4	3	0	19	0	0	0	0
Hairston, Devin	.200	.259	.240	.499	7	25	1	5	1	0	0	0	2	0	9	0	0	0	1
Henry, Rob	.143	.314	.321	.636	12	28	5	4	2	0	1	5	7	0	7	0	1	0	0
Houle, Dustin	.273	.333	.273	.606	3	11	2	3	0	0	0	0	0	0	2	0	0	0	0
Hummel, Cooper	.260	.373	.400	.773	16	50	9	13	1	0	2	11	7	0	11	0	0	0	1
McDowell, Max	.118	.143	.206	.349	10	34	3	4	0	0	1	1	1	0	10	0	0	0	2
McInerney, Pat	.130	.250	.174	.424	7	23	3	3	1	0	0	1	4	0	9	0	0	1	0
Neuhaus, Tucker	.209	.255	.429	.684	23	91	8	19	7	2	3	12	5	1	31	1	0	1	0
Orimoloye, Demi	.333	.415	.389	.804	9	36	6	12	2	0	0	5	2	0	7	4	1	0	0
Rodriguez, Nathan	.333	.368	.333	.702	6	18	3	6	0	0	0	1	1	0	1	0	0	0	0
Roscetti, Nick	.105	.250	.105	.355	7	19	1	2	0	0	0	1	3	0	7	0	0	1	0
Segovia, Joantgel	.253	.313	.379	.692	23	87	7	22	4	2	1	8	8	0	16	1	1	1	1
Wilson, Weston	.176	.220	.253	.473	25	91	9	16	4	0	1	9	6	0	19	3	0	3	0
<b>Team Total</b>	<b>.212</b>	<b>.284</b>	<b>.322</b>	<b>.605</b>	<b>26</b>	<b>827</b>	<b>96</b>	<b>175</b>	<b>37</b>	<b>6</b>	<b>14</b>	<b>81</b>	<b>77</b>	<b>2</b>	<b>226</b>	<b>19</b>	<b>4</b>	<b>7</b>	<b>8</b>

**BATTING - JULY...**

PLAYER	AVG	OBP	SLG	OPS	G	AB	R	H	2B	3B	HR	RBI	BB	IBB	SO	SB	CS	SF	SAC
Aguilar, Ryan	.255	.324	.367	.692	28	98	11	25	5	3	0	11	11	1	25	2	1	2	0
Carroll, Dallas	.190	.298	.295	.593	28	105	12	20	3	1	2	7	14	0	28	0	1	0	2
Feliciano, Mario	.278	.341	.472	.814	12	36	6	10	4	0	1	6	4	0	14	0	0	1	1
Hairston, Devin	.243	.291	.311	.602	26	103	13	25	2	1	1	8	7	0	35	0	1	0	1
Henry, Rob	.667	.750	1.000	1.750	2	3	1	2	1	0	0	0	1	0	0	0	0	0	0
Houle, Dustin	.302	.360	.395	.755	14	43	3	13	4	0	0	7	4	0	14	0	0	2	2
Hummel, Cooper	.267	.394	.500	.894	28	90	16	24	12	0	3	19	18	0	27	1	0	0	0
McInerney, Pat	.119	.257	.169	.427	21	59	2	7	3	0	0	4	11	0	22	0	0	0	1
Neuhaus, Tucker	.167	.318	.278	.596	6	18	2	3	0	1	0	0	3	0	5	2	0	0	0
Orimoloye, Demi	.193	.261	.275	.536	29	109	12	21	3	0	2	7	8	0	33	2	2	0	0
Rodriguez, Nathan	.130	.310	.261	.571	9	23	2	3	0	0	1	3	5	1	6	0	0	0	0
Roscetti, Nick	.298	.359	.333	.693	19	57	3	17	2	0	0	3	6	1	13	1	1	1	2
Segovia, Joantgel	.195	.276	.195	.471	25	87	7	17	0	0	0	2	9	1	15	1	0	1	4
Wilson, Weston	.436	.481	.681	1.162	27	94	22	41	6	1	5	23	8	2	18	2	3	2	0
<b>Team Total</b>	<b>.246</b>	<b>.330</b>	<b>.359</b>	<b>.689</b>	<b>29</b>	<b>925</b>	<b>112</b>	<b>228</b>	<b>45</b>	<b>7</b>	<b>15</b>	<b>100</b>	<b>109</b>	<b>6</b>	<b>255</b>	<b>11</b>	<b>9</b>	<b>9</b>	<b>13</b>

**BATTING - AUGUST...**

PLAYER	AVG	OBP	SLG	OPS	G	AB	R	H	2B	3B	HR	RBI	BB	IBB	SO	SB	CS	SF	SAC
Aguilar, Ryan	.253	.355	.495	.849	27	95	12	24	7	2	4	15	15	2	35	1	0	0	4
Carroll, Dallas	.167	.241	.229	.470	26	96	3	16	3	0	1	8	9	0	25	0	1	2	1
Feliciano, Mario	.191	.276	.279	.556	17	68	8	13	3	0	1	2	5	0	30	0	0	0	0
Franklin, Nick	.636	.714	1.273	1.987	3	11	3	7	2	1	1	4	3	0	2	0	0	0	0
Hairston, Devin	.143	.224	.195	.418	22	77	7	11	4	0	0	2	8	0	31	0	1	0	0
Henry, Rob	.186	.300	.209	.509	13	43	2	8	1	0	0	5	7	0	19	4	0	0	1
Hummel, Cooper	.321	.496	.452	.948	27	84	14	27	8	0	1	9	24	0	22	2	1	1	0
McInerney, Pat	.077	.200	.077	.277	4	13	1	1	0	0	0	0	2	0	6	0	0	0	0
Morrison, Trevor	.194	.301	.323	.624	19	62	10	12	2	0	2	6	10	0	23	1	0	1	0
Orimoloye, Demi	.250	.308	.463	.771	27	108	12	27	6	1	5	20	9	0	36	1	2	2	0
Rodriguez, Nathan	.184	.326	.263	.589	12	38	4	7	3	0	0	2	7	0	6	0	0	0	0
Rojas, Robie	.320	.393	.360	.753	8	25	5	8	1	0	0	4	2	0	10	0	0	0	0
Roscetti, Nick	.222	.344	.296	.640	18	54	4	12	2	1	0	6	10	1	10	0	0	0	0
Segovia, Joantgel	.234	.321	.234	.555	12	47	5	11	0	0	0	0	5	0	8	0	0	0	0
Thomas, Dillon	.355	.512	.419	.931	10	31	6	11	2	0	0	5	9	0	13	0	1	1	0
Wilson, Weston	.286	.412	.429	.840	4	14	4	4	2	0	0	4	2	0	3	0	0	0	0
<b>Team Total</b>	<b>.230</b>	<b>.337</b>	<b>.346</b>	<b>.684</b>	<b>27</b>	<b>866</b>	<b>100</b>	<b>199</b>	<b>46</b>	<b>5</b>	<b>15</b>	<b>92</b>	<b>127</b>	<b>3</b>	<b>279</b>	<b>9</b>	<b>6</b>	<b>7</b>	<b>6</b>

**BATTING - SEPTEMBER...**

PLAYER	AVG	OBP	SLG	OPS	G	AB	R	H	2B	3B	HR	RBI	BB	IBB	SO	SB	CS	SF	SAC
Aguilar, Ryan	.143	.455	.143	.597	3	7	0	1	0	0	0	0	4	0	3	0	0	0	0
Carroll, Dallas	.200	.333	.800	1.133	3	10	3	2	0	0	2	4	2	0	1	0	0	0	0
Hairston, Devin	.100	.100	.200	.300	3	10	0	1	1	0	0	0	0	0	5	0	0	0	0
Henry, Rob	.300	.300	.600	.900	3	10	1	3	1	1	0	0	0	0	4	0	0	0	0
Hummel, Cooper	.500	.615	1.000	1.615	3	10	3	5	2	0	1	4	3	0	3	0	0	0	0
McInerney, Pat	.000	.000	.000	.000	1	3	0	0	0	0	0	0	0	0	1	0	0	0	0
Rodriguez, Nathan	.250	.400	1.000	1.400	2	4	1	1	0	0	1	3	1	0	0	0	0	0	0
Rojas, Robie	.250	.500	.250	.750	2	4	0	1	0	0	0	0	2	0	2	0	0	0	0
Roscetti, Nick	.300	.364	.300	.664	3	10	1	3	0	0	0	0	0	0	2	1	0	0	0
Segovia, Joantgel	.429	.556	.571	1.127	2	7	1	3	1	0	0	0	2	0	3	0	0	0	0
Thomas, Dillon	.100	.308	.100	.408	3	10	1	1	0	0	0	0	2	0	4	1	0	0	0
<b>Team Total</b>	<b>.247</b>	<b>.379</b>	<b>.471</b>	<b>.849</b>	<b>3</b>	<b>85</b>	<b>11</b>	<b>21</b>	<b>5</b>	<b>1</b>	<b>4</b>	<b>11</b>	<b>16</b>	<b>0</b>	<b>28</b>	<b>2</b>	<b>0</b>	<b>0</b>	<b>0</b>

**RECORD BY BATTING ORDER POSITION...**

**BY 1ST BATTER...**

PLAYER	W	L
Carroll	18	20
Hummel	1	1
Aviles	1	0
Thomas	0	1
Aguilar	9	11
Franklin	2	1
Segovia	22	19
Henry	1	3
Hairston	11	16
Belonis	1	0
Hiura	0	1

**BY 3RD BATTER...**

PLAYER	W	L
Neuhaus	27	27
Gideon	1	1
Carroll	2	4
Hiura	1	2
Wilson	3	4
Orimoloye	29	33
Hummel	1	1

**BY 4TH BATTER...**

PLAYER	W	L
Coulter	4	5
Gideon	13	14
Carroll	10	9
Wilson	17	19
Neuhaus	9	5
Feliciano	1	0
Orimoloye	1	1
Hummel	9	16

**BY 2ND BATTER...**

PLAYER	W	L
Hiura	25	22
Neuhaus	3	2
Carroll	25	26
Aviles	1	2
Feliciano	5	14
Hairston	2	2
Thomas	4	3
Aguilar	0	1

**BY 5TH BATTER...**

PLAYER	W	L
Hummel	14	16
Thomas	0	2
Wilson	14	12
Carroll	1	4
Aguilar	15	12
Neuhaus	3	1
Aviles Jr.	1	1
Feliciano	6	9
McInerney	0	1
Coulter	1	2
Gideon	10	12

**BY 6TH BATTER...**

PLAYER	W	L
Segovia	0	1
Hummel	4	9
Henry	1	0
Rodriguez	1	2
Feliciano	2	3
Aguilar	9	15
Carroll	7	8
McInerney	2	0
Rojas	2	1
Ghelfi	1	0
Gideon	3	2
McDowell	1	1
Aviles	13	12
Houle	4	3
Wilson	13	13
Thomas	0	1

**BY 7TH BATTER...**

PLAYER	W	L
Roscetti	4	5
Rodriguez	3	4
Thomas	1	0
Hummel	8	9
Wilson	3	0
Morrison	3	1
Aguilar	17	17
Henry	0	7
Neuhaus	1	0
Houle	3	3
McInerney	4	4
Rojas	0	2
Gideon	2	0
McDowell	4	5
Aviles Jr.	10	14
Aguilar	17	17
Ghelfi	0	1

**BY 8TH BATTER...**

PLAYER	W	L
McDowell	17	17
Rojas	4	2
Aguilar	8	6
Hairston	1	1
Henry	1	4
Roscetti	4	9
Aviles	1	0
Morrison	2	4
Rodriguez	11	9
Hummel	4	4
Belonis	0	1
Houle	2	1
McInerney	8	10
Ghelfi	1	3
Wilson	0	1

**RECORD BY STARTING POSITION**

**CATCHER...**

PLAYER	W	L
McDowell	22	23
Rojas	5	2
Hummel	2	5
Ghelfi	1	3
Rodriguez	16	17
Feliciano	9	16
Houle	9	7

**SECOND BASE...**

PLAYER	W	L
Neuhaus	24	18
Wilson	3	7
Carroll	5	4
Hiura	6	8
Roscetti	15	24
Hairston	11	10
Franklin	1	1

**SHORTSTOP...**

PLAYER	W	L
Aviles Jr.	32	33
Neuhaus	10	7
Hairston	15	21
Roscetti	0	1
Wilson	1	1
Morrison	8	10

**CENTER FIELD...**

PLAYER	W	L
Aguilar	25	30
Belonis	2	5
Henry	0	2
Segovia	8	7
Orimoloye	31	29

**DH...**

PLAYER	W	L
Hiura	18	17
Hummel	23	21
Carroll	4	7
Franklin	1	0
Orimoloye	0	3
Neuhaus	2	3
Wilson	3	2
Feliciano	5	10
McInerney	5	3
Rojas	1	3
Ghelfi	0	1

**FIRST BASE...**

PLAYER	W	L
Wilson	19	18
Gideon	22	24
Neuhaus	0	1
McInerney	9	13
Aguilar		

**THIRD BASE...**

PLAYER	W	L
Carroll	53	60
Wilson	11	7
Neuhaus	0	3
Roscetti	1	3

**LEFT FIELD...**

PLAYER	W	L
Hummel	10	15
Wilson	13	11
Belonis	3	2
Henry	8	14
Neuhaus	8	3
Segovia	23	24
Aguilar	0	1
Thomas	0	2

**RIGHT FIELD...**

PLAYER	W	L
Coulter	7	8
Belonis	10	10
Henry	9	9
Wilson	3	6
Aguilar	24	19
Orimoloye	0	1
Hummel	8	15
Thomas	4	5

**BATTING STREAKS - INDIVIDUAL CONSECUTIVE GAME HITTING STREAKS...**

	G	AVG	OBP	SLG	OPS	AB	R	H	2B	3B	HR	RBI	BB	SO	SF	SAC	BEGIN	END
Aguilar, Ryan	9	.281	.351	.438	.789	32	4	9	3	1	0	3	4	6	1	0	7/8/18	- 7/18/18
Aviles, Luis	7	.370	.357	.407	.765	27	3	10	1	0	0	3	0	9	1	0	5/2/18	- 5/8/18
Carroll, Dallas	9	.382	.415	.441	.856	34	3	13	2	0	0	10	4	7	3	0	5/3/18	- 5/11/18
Coulter, Clint	7	.357	.438	.643	1.080	28	4	10	5	0	1	2	3	5	0	0	4/12/18	- 4/19/18
Feliciano, Mario	6	.455	.458	.773	1.231	22	3	10	4	0	1	6	1	6	1	0	7/25/18	- 8/4/18
Hairston, Devin	11	.354	.392	.500	.892	48	10	17	2	1	1	5	3	18	0	0	7/4/18	- 7/15/18
Henry, Rob	5	.313	.421	.313	.734	16	2	5	0	0	0	2	3	3	0	0	5/17/18	- 5/22/18
Hiura, Keston	7	.516	.545	.935	1.481	31	9	16	2	1	3	6	1	5	0	0	5/24/18	- 5/31/18
Coulter, Clint	5	.357	.444	.429	.873	14	3	5	1	0	0	2	3	4	1	1	7/13/18	- 7/21/18
Hummel, Cooper	7	.423	.500	.538	1.038	26	4	11	3	0	0	1	4	5	0	0	8/5/18	- 8/12/18
McDowell, Max	3	.625	.692	1.250	1.942	8	4	5	2	0	1	3	3	1	1	0	5/18/18	- 5/20/18
McInerney, Pat	3	.400	.455	.700	1.155	10	2	4	3	0	0	1	1	3	0	1	7/20/18	- 7/22/18
Morrison, Trever	4	.364	.500	.636	1.136	11	3	4	0	0	1	1	3	1	0	0	8/10/18	- 8/13/18
Neuhaus, Tucker	8	.385	.393	.615	1.008	26	4	10	0	0	2	6	1	8	1	0	4/5/18	- 4/11/18
Orimoloye, Demi	11	.326	.392	.696	1.088	46	8	15	3	1	4	11	4	16	0	0	8/21/18	- 8/31/18
Rodriguez, Nathan	4	.375	.412	.375	.787	16	3	6	0	0	0	1	1	1	0	0	6/22/18	- 6/29/18
Rojas, Robie	7	.360	.429	.400	.829	25	4	9	1	0	0	4	2	10	0	0	8/10/18	- 9/1/18
Roscetti, Nick	5	.350	.381	.400	.781	20	2	7	1	0	0	1	1	8	0	0	7/20/18	- 7/24/18
Segovia, Joantgel	10	.350	.422	.425	.847	40	4	14	1	1	0	4	4	3	0	0	6/22/18	- 7/2/18
Thomas, Dillon	3	.636	.667	.727	1.394	11	4	7	1	0	0	3	2	3	1	0	8/28/18	- 8/30/18
Wilson, Weston	13	.447	.462	.660	1.121	47	9	21	2	1	2	15	3	6	2	0	6/30/18	- 7/13/18

**TEAM BATTING LEADERS...**

HITS...	DOUBLES...	HOME RUNS...	BASE ON BALLS...	STOLEN BASES...
Carroll, Dallas 114	Hummel, Cooper 25	Wilson, Weston 13	Aguilar, Ryan 64	Aviles Jr., Luis 16
Wilson, Weston 105	Carroll, Dallas 24	Aguilar, Ryan 8	Carroll, Dallas 64	Carroll, Dallas 9
Aguilar, Ryan 95	Wilson, Weston 23	Neuhaus, Tucker 8	Hummel, Cooper 63	Wilson, Weston 7
Hummel, Cooper 84	Aguilar, Ryan 21	Hummel, Cooper 8	Wilson, Weston 31	Orimoloye, Demi 7
Neuhaus, Tucker 71	Neuhaus, Tucker 18	Several tied... 7	Henry, Rob 31	Henry, Rob 6

RUNS...	TRIPLES...	RBI...	STRIKEOUTS...	OPS...
Wilson, Weston 60	Aguilar, Ryan 9	Wilson, Weston 62	Aguilar, Ryan 137	Hiura, Keston .911
Carroll, Dallas 53	Neuhaus, Tucker 5	Aguilar, Ryan 56	Carroll, Dallas 113	Hummel, Cooper .810
Aguilar, Ryan 51	Hiura, Keston 3	Carroll, Dallas 53	Neuhaus, Tucker 106	Wilson, Weston .777
Hummel, Cooper 50	Several tied... 2	Hummel, Cooper 50	Wilson, Weston 93	Henry, Rob .701
Hiura, Keston 38	-	Neuhaus, Tucker 39	Hummel, Cooper 91	Neuhaus, Tucker .698

**MULTI-HIT GAMES...**

	2	3	4	5	T		2	3	4	5+		1	2	3	4	T		2	3	4
Aguilar, Ryan	15	5	-	-	20	Aguilar, Ryan	10	1	1	-	Aguilar, Ryan	9	3	0	0	15	Aguilar, Ryan	6	-	-
Aviles Jr., Luis	13	1	-	-	14	Aviles Jr., Luis	3	-	-	-	Aviles Jr., Luis	3	1	0	0	5	Aviles Jr., Luis	6	-	-
Carroll, Dallas	25	3	-	-	28	Carroll, Dallas	6	-	2	-	Carroll, Dallas	13	2	1	0	20	Carroll, Dallas	6	1	-
Feliciano, Mario	7	-	1	-	8	Feliciano, Mario	-	2	-	-	Feliciano, Mario	3	1	0	0	5	Feliciano, Mario	2	-	-
Franklin, Nick	-	2	-	-	2	Franklin, Nick	-	-	1	-	Franklin, Nick	0	0	0	0	0	Franklin, Nick	-	1	-
Hairston, Devin	11	-	-	-	11	Hairston, Devin	1	-	-	-	Hairston, Devin	3	0	0	0	3	Hairston, Devin	3	-	-
Henry, Rob	4	1	-	-	5	Henry, Rob	1	-	-	-	Henry, Rob	4	0	0	0	4	Henry, Rob	3	-	-
Hiura, Keston	13	6	1	1	21	Hiura, Keston	5	1	-	-	Hiura, Keston	2	1	1	0	7	Hiura, Keston	5	3	-
Hummel, Cooper	15	3	-	-	18	Hummel, Cooper	8	4	1	-	Hummel, Cooper	12	5	4	0	34	Hummel, Cooper	7	2	-
McDowell, Max	11	-	-	-	11	McDowell, Max	2	-	-	-	McDowell, Max	2	1	0	0	4	McDowell, Max	2	-	-
McInerney, Pat	1	-	-	-	1	McInerney, Pat	-	-	-	-	McInerney, Pat	0	0	0	0	0	McInerney, Pat	-	-	-
Morrison, Trever	3	-	-	-	3	Morrison, Trever	-	1	-	-	Morrison, Trever	1	1	0	0	3	Morrison, Trever	2	-	-
Neuhaus, Tucker	14	3	-	-	17	Neuhaus, Tucker	3	3	-	-	Neuhaus, Tucker	3	1	1	0	8	Neuhaus, Tucker	3	1	-
Orimoloye, Demi	17	-	-	-	17	Orimoloye, Demi	4	2	1	-	Orimoloye, Demi	3	2	0	1	11	Orimoloye, Demi	4	2	1
Rodriguez, Nathan	2	-	-	-	2	Rodriguez, Nathan	1	1	-	-	Rodriguez, Nathan	1	1	0	0	3	Rodriguez, Nathan	2	-	-
Rojas, Robie	3	-	-	-	3	Rojas, Robie	-	-	-	-	Rojas, Robie	2	0	0	0	2	Rojas, Robie	1	-	-
Roscetti, Nick	8	-	-	-	8	Roscetti, Nick	2	1	-	-	Roscetti, Nick	1	0	0	0	1	Roscetti, Nick	-	1	-
Segovia, Joantgel	11	3	-	-	14	Segovia, Joantgel	2	-	-	-	Segovia, Joantgel	3	0	0	0	3	Segovia, Joantgel	-	-	-
Thomas, Dillon	1	1	1	-	3	Thomas, Dillon	1	-	-	-	Thomas, Dillon	1	0	0	0	1	Thomas, Dillon	2	-	-
Wilson, Weston	20	8	1	-	29	Wilson, Weston	11	3	2	-	Wilson, Weston	12	5	1	1	29	Wilson, Weston	13	1	-

HOME RUNS - RBI PER HR...						HOME RUN		HOME RUN		HOME RUN		HOME RUN	
	1	2	3	4	T	TO EXTEND LEAD...	GAVE LEAD...	TO TIE GAME...		TO BREAK TIE...			
Aguilar, Ryan	6	1	-	1	8	Aguilar, Ryan	3	Aguilar, Ryan	3	Aguilar, Ryan	1		
Carroll, Dallas	5	1	1	-	7	Carroll, Dallas	2	Carroll, Dallas	4	Carroll, Dallas	-	Carroll, Dallas	
Coulter, Clint	1	-	-	-	1	Coulter, Clint	-	Coulter, Clint	-	Coulter, Clint	-	Coulter, Clint	-
Feliciano, Mario	1	2	-	-	3	Feliciano, Mario	-	Feliciano, Mario	-	Feliciano, Mario	2	Feliciano, Mario	-
Franklin, Nick	-	1	-	-	1	Franklin, Nick	1	Franklin, Nick	-	Franklin, Nick	-	Franklin, Nick	-
Hairston, Devin	1	-	-	-	1	Hairston, Devin	-	Hairston, Devin	-	Hairston, Devin	-	Hairston, Devin	-
Henry, Rob	2	-	-	-	2	Henry, Rob	2	Henry, Rob	-	Henry, Rob	-	Henry, Rob	-
Hiura, Keston	4	2	1	-	7	Hiura, Keston	4	Hiura, Keston	2	Hiura, Keston	1	Hiura, Keston	1
Hummel, Cooper	2	3	3	-	8	Hummel, Cooper	4	Hummel, Cooper	2	Hummel, Cooper	2	Hummel, Cooper	1
McDowell, Max	2	-	-	-	2	McDowell, Max	2	McDowell, Max	-	McDowell, Max	-	McDowell, Max	-
McInerney, Pat	-	-	-	-	0	McInerney, Pat	-	McInerney, Pat	-	McInerney, Pat	-	McInerney, Pat	-
Morrison, Trevor	2	-	-	-	2	Morrison, Trevor	1	Morrison, Trevor	-	Morrison, Trevor	1	Morrison, Trevor	-
Neuhaus, Tucker	5	1	2	-	8	Neuhaus, Tucker	3	Neuhaus, Tucker	4	Neuhaus, Tucker	1	Neuhaus, Tucker	3
Orimoloye, Demi	3	2	1	1	7	Orimoloye, Demi	3	Orimoloye, Demi	3	Orimoloye, Demi	-	Orimoloye, Demi	1
Rodriguez, Nathan	-	1	1	-	2	Rodriguez, Nathan	-	Rodriguez, Nathan	1	Rodriguez, Nathan	-	Rodriguez, Nathan	1
Roscetti, Nick	-	-	-	-	0	Roscetti, Nick	-	Roscetti, Nick	-	Roscetti, Nick	-	Roscetti, Nick	-
Segovia, Joantgel	1	-	-	-	1	Segovia, Joantgel	-	Segovia, Joantgel	-	Segovia, Joantgel	-	Segovia, Joantgel	-
Wilson, Weston	6	4	2	1	13	Wilson, Weston	5	Wilson, Weston	5	Wilson, Weston	1	Wilson, Weston	3

### HOME RUN TRACKER...

**4/6:** Neuhaus (1, 3rd inning off Flores (WS), 2 on, 1 out).  
**4/11:** Neuhaus (2, 8th inning off Erwin (FRE), 0 on, 0 out)  
**4/12:** Gideon (1, 6th inning off Flores (WS), 1 on, 0 out).  
**4/13:** Coulter (1, 7th inning off Ruiz, J (WS), 0 on, 1 out).  
**4/14:** Belonis (2, 2nd inn. off Pinto, 2 on, 2 out; 4th inn. off Pinto, 0 on, 2 out).  
**4/18:** Wilson (1, 3rd inning off Gomez, O, 1 on, 2 out); Hummel (1, 4th inning off Bender, 2 on, 2 out).  
**4/19:** Hiura (1, 5th inning off Balaguer, 1 on, 0 out).  
**4/21:** Gideon (2, 7th inning off Scheetz, 1 on, 0 out).  
**4/27:** Neuhaus (3, 1st inn. off Matuella, 0 on, 2 out); Aguilar (1, 2nd inn. off Matuella, 3 on, 1 out).  
**4/28:** Neuhaus (4, 1st inning off Weickel, 1 on, 1 out); Wilson (3, 7th inning off Weickel, 0 on, 2 out; 9th inning off Shortslef, 0 on, 2 out).  
**4/29:** Wilson (4, 8th inning off Beras, J, 1 on, 2 out).  
**5/1:** Hiura (2, 2nd inning off Thompson, 1 on, 2 out).  
**5/4:** Hiura (3, 1st inning off Matuella, 0 on, 1 out).  
**5/7:** Hiura (4, 6th inning off LaRue, 0 on, 0 out).  
**5/13:** Gideon (3, 6th inning off Castillo, C, 0 on, 1 out); Henry (1, 7th inning off Hope, 0 on, 0 out).  
**5/16:** Neuhaus (5, 6th inning off Hernandez, J, 0 on, 1 out).  
**5/17:** Aviles Jr. (1, 4th inning off Matuella, 1 on, 0 out).  
**5/18:** McDowell (1, 8th inning off LaRue, 0 on, 2 out).  
**5/21:** Aguilar (2, 7th inning off Martinez, E, 0 on, 0 out).  
**5/24:** Aviles Jr. (2, 2nd inning off Matuella, 0 on, 1 out); Wilson (5, 3rd inning off Matuella, 3 on, 1 out).  
**5/25:** Hiura (5, 10th inning off Minch, 2 on, 2 out).[Walk-off HR]  
**5/27:** Gideon (4, 6th inning off Kellogg, 0 on, 2 out).  
**5/29:** Gideon (5, 7th inning off Polanco, A, 0 on, 2 out).  
**5/30:** Wilson (6, 3rd inning off Tati, 0 on, 1 out).  
**5/31:** Carroll (1, 1st inning off Tully, 0 on, 0 out); Aguilar (3, 4th inning off Tully, 0 on, 1 out); Wilson (7, 5th inning off Tully, 2 on, 1 out); Hiura (2, 7th inning off Robinson, 0 on, 0 out; 9th inning off Krauth, 0 on, 1 out).  
**6/3:** Gideon (6, 2nd inning off Cease, 0 on, 0 out).  
**6/5:** Feliciano, M (1, 3rd inning off Hernandez, J, 1 on, 1 out).  
**6/7:** Henry (2, 3rd inning off Fontenot, 0 on, 2 out); Hummel (2, 4th inning off Beras, J, 2 on, 2 out).  
**6/8:** McDowell (2, 2nd inning off Banks, 0 on, 0 out).  
**6/9:** Neuhaus (6, 4th inning off Cease, 0 on, 1 out); Gideon (7, 4th inning off Cease, 0 on, 2 out); Segovia (1, 6th inning off Cease, 0 on, 0 out).  
**6/12:** Hummel (3, 5th inning off Balaguer, 2 on, 1 out).  
**6/15:** Carroll (2, 5th inning off Miller, T, 0 on, 2 out).

**6/24:** Wilson (8, 2nd inning off Bailey, 0 on, 0 out).  
**6/27:** Neuhaus (7, 6th inning off Houck, 0 on, 1 out).  
**6/28:** Neuhaus (8, 5th inning off Ahearn, 2 on, 2 out); Aguilar (4, 9th inning off Martinez, J, 0 on, 0 out)  
**7/2:** Hummel (4, 3rd inning off Perez, H, 0 on, 1 out); Orimoloye (1, 4th inning off Perez, H, 0 on, 1 out).  
**7/3:** Wilson (9, 3rd inning off Ivey, 2 on, 2 out)  
**7/4:** Carroll (3, 5th inning off Dietz, 1 on, 1 out).  
**7/5:** Rodriguez (1, 8th inning off Silva, I, 1 on, 2 out).  
**7/6:** Hummel (5, 7th inning off Klimek, 1 on, 2 out).  
**7/15:** Hairston (1, 5th inning off Echols, 0 on, 0 out).  
**7/16:** Wilson (11, 3rd inning off Hentges, 1 on, 1 out)  
**7/18:** Wilson (12, 1st inning off Parke, 1 on, 2 out); Hummel (6, 8th inning off Hasler, 1 on, 0 out).  
**7/26:** Wilson (13, 2nd inning off Rondon, 0 on, 0 out).  
**7/27:** Feliciano, M (2, 6th inning off Acevedo, 1 on, 2 out)  
**8/5:** Orimoloye (3, 9th inning off Martinez, J, 3 on, 2 out).  
**8/6:** Aguilar (5, 2nd inning off Polanco, A, 0 on, 2 out).  
**8/12:** Morrison (1, 4th inning off Gonzalez, D, 0 on, 0 out).  
**8/15:** Feliciano, M (3, 4th inning off Martinez, E, 0 on, 0 out)  
**8/21:** Orimoloye (4, 7th inning off Sanabria, C, 1 on, 2 out); Morrison (2, 8th inning off McKee, 0 on, 2 out)  
**8/22:** Orimoloye (5, 1st inning off Javier, 2 on, 0 out); Aguilar (6, 2nd inning off Javier, 0 on, 0 out)  
**8/24:** Aguilar (7, 4th inning off Wells, A, 0 on, 2 out).  
**8/25:** Hummel (7, 2nd inning off Baumann, 0 on, 0 out).  
**8/26:** Carroll (5, 8th inning off Trowbridge, 0 on, 0 out).  
**8/28:** Aguilar (8, 4th inning off Martinez, E, 1 on, 2 out)  
**8/29:** Orimoloye (6, 8th inning off Torres, C, 1 on, 0 out)  
**8/30:** Orimoloye (7, 3rd inning off Topa, 0 on, 1 out); Franklin (1, 4th inning off Topa, 1 on, 1 out).  
**9/1:** Carroll (2, 7th inning off McKee, 2 on, 1 out; 6th inning off DeJuncas, 0 on, 1 out); Hummel (8, 7th inning off Paredes, 1 on, 2 out).  
**9/3:** Rodriguez, N (2, 1st inning off LaRue, 2 on, 1 out).

FIELDING - CATCHERS...

PLAYER	PCT	G	INN	PO	A	E	TC	DP	PB
Feliciano, Mario	.986	25	197.1	201	15	3	219	1	0
Ghelfi, Mitch	.980	6	43.0	44	4	1	49	0	0
Houle, Dustin	.992	17	141.1	111	11	1	123	1	1
Hummel, Cooper	.953	8	64.0	56	5	3	64	0	0
McDowell, Max	.989	47	402.2	379	61	5	445	7	5
Rodriguez, Nathan	.981	35	275.2	237	19	5	261	2	1
Rojas, Robie	.968	8	61.0	55	6	2	63	1	0
<b>TOTALS</b>	<b>.984</b>	<b>138</b>	<b>1185.0</b>	<b>1083</b>	<b>121</b>	<b>20</b>	<b>1224</b>	<b>101</b>	

FIELDING - SHORT STOP...

PLAYER	PCT	G	INN	PO	A	E	TC	DP
Aviles Jr., Luis	.976	67	559.2	111	170	7	288	41
Hairston, Devin	1.000	36	296.0	49	89	0	138	13
Morrison, Trevor	.976	18	152.0	34	49	2	85	7
Neuhaus, Tucker	.957	17	149.0	26	40	3	69	7
Roscetti, Nick	.714	2	11.0	2	3	2	7	1
Wilson, Weston	1.000	2	17.1	2	5	0	7	1
<b>TOTALS</b>	<b>.976</b>	<b>138</b>	<b>1185.0</b>	<b>224</b>	<b>356</b>	<b>14</b>	<b>594</b>	<b>101</b>

FIELDING - LEFT FIELDERS...

PLAYER	PCT	G	INN	PO	A	E	TC	DP
Aguilar, Ryan	1.000	1	8.0	1	0	0	1	0
Belonis, Carlos	.667	5	45.0	2	0	1	3	0
Henry, Rob	1.000	25	191.0	37	3	0	40	0
Hummel, Cooper	.979	28	228.2	46	1	1	48	1
Neuhaus, Tucker	1.000	12	89.1	13	1	0	14	0
Segovia, Joantgel	.963	46	396.1	75	4	3	82	0
Thomas, Dillon	1.000	3	26.0	4	0	0	4	0
Wilson, Weston	1.000	25	200.2	55	1	0	56	0
<b>TOTALS</b>	<b>.980</b>	<b>138</b>	<b>1185.0</b>	<b>233</b>	<b>10</b>	<b>5</b>	<b>248</b>	<b>101</b>

FIELDING - FIRST BASEMEN...

PLAYER	PCT	G	INN	PO	A	E	TC	DP
Aguilar, Ryan	.995	28	231.2	200	13	1	214	10
Gideon, Ronnie	.991	52	439.0	391	28	4	423	39
McInerney, Pat	1.000	25	196.2	176	23	0	199	10
Neuhaus, Tucker	1.000	1	8.0	5	0	0	5	1
--	1	1.0	0	0	0	0	0	0
Roscetti, Nick	1.000	38	308.2	280	22	0	302	28
<b>TOTALS</b>	<b>.996</b>	<b>138</b>	<b>1185.0</b>	<b>1052</b>	<b>86</b>	<b>5</b>	<b>1143</b>	<b>101</b>

FIELDING - SECOND BASEMEN...

PLAYER	PCT	G	INN	PO	A	E	TC	DP
Carroll, Dallas	.976	9	80.0	18	22	1	41	3
Franklin, Nick	1.000	2	16.0	3	0	0	3	0
Hairston, Devin	.987	22	183.0	27	47	1	75	5
Hiura, Keston	1.000	15	127.0	22	37	0	59	9
Neuhaus, Tucker	.970	43	357.0	62	97	5	164	22
Roscetti, Nick	.988	39	325.1	70	91	2	163	16
Wilson, Weston	.977	13	96.2	18	24	1	43	9
<b>TOTALS</b>	<b>.982</b>	<b>138</b>	<b>1185.0</b>	<b>220</b>	<b>318</b>	<b>10</b>	<b>548</b>	<b>101</b>

FIELDING - CENTER FIELDERS...

PLAYER	PCT	G	INN	PO	A	E	TC	DP
Aguilar, Ryan	.993	55	461.0	143	6	1	150	2
Belonis, Carlos	.917	9	69.2	11	0	1	12	0
Henry, Rob	1.000	1	8.0	2	0	0	2	0
Orimoloye, Demi	.994	61	520.1	161	3	1	165	0
Segovia, Joantgel	1.000	15	126.0	33	2	0	35	2
<b>TOTALS</b>	<b>.992</b>	<b>138</b>	<b>1185.0</b>	<b>350</b>	<b>11</b>	<b>3</b>	<b>364</b>	<b>101</b>

FIELDING - RIGHT FIELDERS...

PLAYER	PCT	G	INN	PO	A	E	TC	DP
Aguilar, Ryan	.988	44	373.2	75	5	1	81	0
Belonis, Carlos	.976	20	161.0	39	1	1	41	0
Coulter, Clint	1.000	15	130.0	29	2	0	31	1
Henry, Rob	1.000	21	166.0	29	3	0	32	0
Hummel, Cooper	.976	23	197.2	37	4	1	42	1
Orimoloye, Demi	1.000	1	8.0	2	0	0	2	0
Thomas, Dillon	1.000	10	73.0	21	3	0	24	1
Wilson, Weston	1.000	9	75.2	13	2	0	15	0
<b>TOTALS</b>	<b>.989</b>	<b>138</b>	<b>1185.0</b>	<b>245</b>	<b>20</b>	<b>3</b>	<b>268</b>	<b>101</b>

CAUGHT STEALING EFFICIENCY...

CATCHERS	CS	SB	ATT	PCT	PITCHERS	CS	SB	ATT	PCT	PITCHERS	CS	SB	ATT	PCT
Feliciano, Mario	7	16	23	.304	Barker, Luke	0	2	2	.000	Kenilvort, Alec	1	3	4	.250
Ghelfi, Mitch	1	5	6	.167	Beckman, Cody	0	2	2	.000	Kirby, Nathan	2	7	9	.222
Houle, Dustin	6	10	16	.375	Benoit, Rodrigo	1	2	3	.333	Olczak, Jon	0	0	0	--
Hummel, Cooper	2	14	16	.125	Bettinger, Alec	4	6	10	.400	Ortega, Jorge	1	5	6	.167
McDowell, Max	34	27	61	.557	Bickford, Phil	2	5	7	.286	Ortiz, Braulio	1	4	5	.200
Rodriguez, Nathan	11	24	35	.314	Brown, Daniel	1	6	7	.143	Rodriguez, Nathan	0	0	0	--
Rojas, Robie	1	12	13	.077	Crawford, Alec	1	1	2	.500	Rodriguez, Wuilder	1	2	3	.333
<b>TOTALS</b>	<b>62</b>	<b>108</b>	<b>170</b>	<b>.365</b>	Diaz, Victor	8	14	22	.364	Roegner, Cam	11	7	18	.611
					Diplan, Marcos	8	0	8	1.000	Sanchez, Miguel	1	3	4	.250
					Diplan, Nattino	1	8	9	.111	Supak, Trey	6	6	12	.500
					Francis, Bowden	0	0	0	--	Taugner, Christian	0	0	0	--
					Harber, Conor	4	6	10	.400	Webb, Braden	6	13	19	.316
					Hummel, Cooper	0	0	0	--	Williams, Chase	0	0	0	--
										Williams, Devin	2	6	8	.250
										<b>TOTALS</b>	<b>62</b>	<b>108</b>	<b>170</b>	<b>.365</b>

PITCHING - OVERALL....

PITCHERS	W	L	ERA	G	GS	CG	SHO	SV	SVO	IP	H	R	ER	HR	HB	BB	IBB	SO	BK	WP	DP	WHIP	AVG	AB	TBF	SF	GF	HLD
Barker, Luke	6	4	2.21	46	0	0	0	20	23	61.0	47	23	15	3	0	16	0	63	0	4	8	1.03	.213	221	242	1	38	2
Beckman, Cody	1	3	4.98	15	0	0	0	0	1	21.2	15	16	12	3	0	19	0	24	0	0	2	1.57	.190	79	100	0	6	1
Benoit, Rodrigo	1	6	2.38	7	0	0	0	0	2	11.1	12	3	3	0	1	0	0	18	0	4	0	1.06	.267	45	47	1	5	1
Bettinger, Alec	1	6	6.91	13	12	1	0	0	0	54.2	70	43	42	10	1	17	0	56	1	5	1	1.59	.315	222	243	3	0	0
Bickford, Phil	0	0	4.67	21	0	0	0	0	1	34.2	37	21	18	3	3	18	0	41	0	5	1	1.59	.276	134	158	2	9	1
Brown, Daniel	7	4	4.20	39	0	0	0	2	4	64.1	57	34	30	3	5	34	1	61	0	4	1	1.41	.235	243	289	2	13	5
Crawford, Alec	1	1	2.77	10	0	0	0	2	3	13.0	14	6	4	4	0	3	0	15	0	2	0	1.31	.275	51	54	0	5	0
Diaz, Victor	6	8	4.42	27	13	2	0	0	0	126.1	133	69	62	12	9	51	0	99	0	10	11	1.46	.275	484	550	3	1	0
Diplan, Marcos	3	2	3.52	13	13	0	0	0	0	61.1	58	26	24	3	4	38	0	60	0	8	10	1.57	.261	222	265	0	0	0
Diplan, Nattino	5	3	3.91	34	0	0	0	3	6	46.0	43	26	20	2	5	31	1	40	2	9	5	1.61	.246	175	215	2	18	5
Francis, Bowden	2	2	4.88	4	4	0	0	0	0	24.0	19	13	13	3	2	9	0	11	0	0	2	1.17	.216	88	100	1	0	0
Harber, Conor	4	5	2.26	25	11	0	0	0	1	95.2	73	25	24	4	6	45	1	78	0	14	5	1.23	.213	342	398	2	2	2
Hummel, Cooper	0	0	13.50	2	0	0	0	0	0	2.0	5	3	3	1	0	3	0	0	0	1	1	4.00	.500	10	13	0	2	0
Kenilvort, Alec	4	3	4.24	40	0	0	0	1	7	68.0	61	38	32	6	2	26	2	66	0	10	2	1.28	.236	259	290	1	8	7
Kirby, Nathan	3	5	4.82	27	11	0	0	0	1	71.0	70	39	38	7	4	46	0	75	0	11	5	1.63	.256	273	326	0	0	0
Olczak, Jon	0	0	0.00	2	0	0	0	2	2	2.0	2	0	0	0	0	1	0	3	0	0	0	1.50	.250	8	9	0	2	0
Ortega, Jorge	0	5	8.88	8	6	0	0	0	1	24.1	40	30	24	4	3	4	0	7	0	0	0	1.81	.364	110	121	3	0	1
Ortiz, Braulio	0	0	8.10	10	0	0	0	0	0	10.0	6	9	9	1	1	9	0	12	0	4	1	1.50	.176	34	44	0	7	1
Rodriguez, Nathan	0	0	27.00	1	0	0	0	0	0	1.0	5	3	3	1	0	0	0	0	0	0	0	5.00	.625	8	8	0	1	0
Rodriguez, Wulder	0	0	5.28	16	0	0	0	0	0	30.2	38	22	18	5	0	14	0	18	0	3	2	1.70	.302	126	142	2	5	0
Roegner, Cam	9	5	2.16	19	19	0	0	0	0	108.1	97	28	26	4	3	28	0	71	1	4	10	1.15	.246	395	428	0	0	0
Sanchez, Miguel	1	0	2.53	10	0	0	0	1	3	21.1	14	6	6	4	0	6	0	30	0	2	0	0.94	.182	77	83	0	2	0
Supak, Trey	2	1	1.76	9	9	0	0	0	0	51.0	37	10	10	2	3	16	0	48	0	2	2	1.04	.208	178	199	1	0	0
Taugner, Christian	3	1	4.91	5	5	1	1	0	0	25.2	27	15	14	4	0	7	0	19	0	5	1	1.32	.267	101	109	0	0	0
Webb, Braden	5	8	4.20	21	21	0	0	0	0	100.2	89	50	47	9	4	56	0	104	1	11	4	1.44	.239	373	438	2	0	0
Williams, Chase	2	3	6.86	18	0	0	0	3	4	21.0	20	17	16	2	2	21	0	19	0	3	3	1.95	.267	75	102	2	10	0
Williams, Devin	0	3	5.82	14	14	0	0	0	0	34.0	40	26	22	2	5	22	0	35	0	7	1	1.82	.301	133	164	3	0	0
Team Total	65	73	4.06	138	138	4	10	34	59	1185.0	1129	601	534	102	63	540	5	1073	5	128	78	1.41	.253	4466	5137	31	134	26

STARTING PITCHER STATISTICS...

	W	L	ERA	G	GS	CG	IP	H	R	ER	HR	BB	SO	AVG	QS	WHIP	BB/9	SO/9
Bettinger, Alec	1	6	7.43	12	12	1	49.2	66	42	41	9	15	54	.322	2	1.63	2.72	9.79
Diaz, Victor	3	5	5.26	13	13	2	63.1	80	41	37	7	26	47	.311	3	1.67	3.69	6.68
Diplan, Marcos	3	2	3.52	13	13	0	61.1	58	26	24	3	38	60	.261	2	1.57	5.58	8.80
Francis, Bowden	2	2	4.88	4	4	0	24.0	19	13	13	3	9	11	.216	1	1.17	3.38	4.13
Harber, Conor	2	4	1.99	11	11	0	54.1	40	12	12	2	20	38	.206	4	1.10	3.31	6.29
Kirby, Nathan	0	4	6.39	11	11	0	25.1	25	19	18	3	18	25	.253	0	1.70	6.39	8.88
Ortega, Jorge	0	5	9.00	6	6	0	19.0	31	25	19	3	4	6	.360	0	1.84	1.89	2.84
Roegner, Cam	9	5	2.16	19	19	0	108.1	97	28	26	4	28	71	.246	9	1.15	2.33	5.90
Supak, Trey	2	1	1.76	9	9	0	51.0	37	10	10	2	16	48	.208	4	1.04	2.82	8.47
Taugner, Christian	3	1	4.91	5	5	1	25.2	27	15	14	4	7	19	.267	2	1.32	2.45	6.66
Webb, Braden	5	8	4.20	21	21	0	100.2	89	50	47	9	56	104	.239	5	1.44	5.01	9.30
Williams, Devin	0	3	5.82	14	14	0	34.0	40	26	22	2	22	35	.301	0	1.82	5.82	9.26
<b>TOTALS</b>	<b>30</b>	<b>46</b>	<b>4.13</b>	<b>138</b>	<b>138</b>	<b>4</b>	<b>617.2</b>	<b>609</b>	<b>307</b>	<b>283</b>	<b>51</b>	<b>259</b>	<b>518</b>	<b>3</b>	<b>32</b>	<b>1.41</b>	<b>3.78</b>	<b>7.56</b>

RELIEF PITCHER STATISTICS...

	W	L	SV	SVO	ERA	G	IP	H	R	ER	HR	BB	SO	AVG	IR	IRS	WHIP	BB/9	SO/9
Barker, Luke	6	4	20	23	2.21	46	61.0	47	23	15	3	16	63	.213	27	10	1.03	2.4	9.3
Beckman, Cody	1	3	0	1	4.98	15	21.7	15	16	12	3	19	24	.190	7	0	1.57	7.9	10.0
Benoit, Rodrigo	0	1	0	2	2.38	7	11.3	12	3	3	0	0	18	.267	2	1	1.06	0.0	14.3
Bettinger, Alec	0	0	0	0	1.80	1	5.0	4	1	1	1	2	2	.235	0	0	1.20	3.6	3.6
Bickford, Phil	0	0	0	1	4.67	21	34.7	37	21	18	3	18	41	.276	6	4	1.59	4.7	10.6
Brown, Daniel	7	4	2	4	4.20	39	64.3	57	34	30	3	34	61	.234	28	6	1.41	4.8	8.5
Crawford, Alec	1	1	2	3	2.77	10	13.0	14	6	4	4	3	15	.275	3	2	1.31	2.1	10.4
Diaz, Victor	3	3	0	0	3.57	14	63.0	53	28	25	5	25	52	.233	9	3	1.24	3.6	7.4
Diplan, Nattino	5	3	3	6	3.91	34	46.0	43	26	20	2	31	40	.246	13	5	1.61	6.1	7.8
Harber, Conor	2	1	1	1	2.61	14	41.3	33	13	12	2	25	40	.223	11	5	1.40	5.4	8.7
Kenilvort, Alec	4	3	1	7	4.24	40	68.0	61	38	32	6	26	66	.236	27	10	1.28	3.4	8.7
Kirby, Nathan	3	1	0	0	3.94	16	45.7	45	20	20	4	28	50	.259	4	1	1.60	5.5	9.9
Olczak, Jon	0	0	2	2	0.00	2	2.0	2	0	0	0	1	3	.250	0	0	1.50	4.5	13.5
Ortega, Jorge	0	0	0	1	8.44	2	5.3	9	5	5	1	0	1	.375	0	0	1.69	0.0	1.7
Ortiz, Braulio	0	0	0	0	8.10	10	10.0	6	9	9	1	9	12	.176	3	0	1.50	8.1	10.8
Sanchez, Miguel	1	0	1	3	2.53	10	21.3	14	6	6	4	6	30	.182	11	3	0.94	2.5	12.7
Rodriguez, Wuilder	0	0	0	0	5.28	16	30.7	38	22	18	5	14	18	.302	6	3	1.70	4.1	5.3
Williams, Chase	2	3	3	4	6.86	18	21.0	20	17	16	2	21	19	.267	13	7	1.95	9.0	8.1
Hummel, Cooper	0	0	0	0	13.50	2	2.0	5	3	3	1	3	0	.500	0	0	4.00	13.5	0.0
Rodriguez, Nathan	0	0	0	0	13.50	1	1.0	5	3	3	1	0	0	.500	0	0	5.00	0.0	0.0
<b>TOTALS</b>	<b>35</b>	<b>27</b>	<b>35</b>	<b>58</b>	<b>3.99</b>	<b>-</b>	<b>568.3</b>	<b>520</b>	<b>294</b>	<b>252</b>	<b>51</b>	<b>281</b>	<b>555</b>	<b>.243</b>	<b>170</b>	<b>60</b>	<b>1.41</b>	<b>4.4</b>	<b>8.8</b>

### PITCHING STATISTICS - FIRST HALF...

	W	L	S	SVO	ERA	G	GS	CG	SHO	IP	H	R	ER	HR	HB	BB	IBB	SO	BK	WP	GDP	AVG
Barker, Luke	4	1	6	6	1.53	23	0	0	0	35.1	19	10	6	0	0	9	0	38	0	2	5	.156
Beckman, Cody	0	1	0	1	7.20	5	0	0	0	5.0	4	7	4	2	0	6	0	5	0	0	1	.200
Bettinger, Alec	0	1	0	0	3.00	1	1	1	0	6.0	4	2	2	1	0	0	0	10	0	0	0	.190
Bickford, Phil	0	0	0	0	3.60	4	0	0	0	5.0	3	2	2	1	1	3	0	8	0	0	0	.167
Brown, Daniel	2	3	1	3	3.21	20	0	0	0	28.0	26	13	10	0	2	16	0	23	0	0	1	.243
Crawford, Alec	1	1	2	3	2.84	9	0	0	0	12.2	14	6	4	4	0	3	0	15	0	2	0	.280
Diaz, Victor	3	4	0	0	4.38	13	2	0	0	63.2	62	34	31	6	5	27	0	53	0	3	7	.265
Diplan, Marcos	3	2	0	0	3.52	13	13	0	0	61.1	58	26	24	3	4	38	0	60	0	8	10	.261
Diplan, Nattino	2	1	2	5	5.13	20	0	0	0	26.1	32	18	15	2	1	20	0	21	0	5	4	.294
Harber, Conor	2	3	0	1	2.59	16	7	0	0	55.2	42	16	16	2	6	31	0	46	0	7	2	.215
Hummel, Cooper	0	0	0	0	9.00	1	0	0	0	1.0	2	1	1	0	0	2	0	0	0	1	0	.400
Kenilvort, Alec	2	2	0	3	4.05	18	0	0	0	33.1	28	20	15	4	1	11	2	29	0	1	2	.226
Kirby, Nathan	1	4	0	0	5.57	13	11	0	0	32.1	30	21	20	3	1	20	0	35	0	6	1	.240
Olczak, Jon	0	0	2	2	0.00	2	0	0	0	2.0	2	0	0	0	0	1	0	3	0	0	0	.250
Ortiz, Braulio	0	0	0	0	12.15	6	0	0	0	6.2	5	9	9	1	1	8	0	9	0	4	0	.208
Rodriguez, Wuilder	0	0	0	0	0.00	1	0	0	0	1.0	1	0	0	0	0	0	0	0	0	0	0	.250
Roegner, Cam	6	3	0	0	1.65	13	13	0	0	76.1	63	16	14	3	3	17	0	53	1	2	9	.231
Sanchez, Miguel	1	0	1	3	2.53	10	0	0	0	21.1	14	6	6	4	0	6	0	30	0	2	0	.182
Supak, Trey	2	1	0	0	1.76	9	9	0	0	51.0	37	10	10	2	3	16	0	48	0	2	2	.208
Webb, Braden	3	5	0	0	4.50	12	12	0	0	54.0	47	29	27	4	2	32	0	57	0	6	1	.237
Williams, Chase	2	3	3	4	6.86	18	0	0	0	21.0	20	17	16	2	2	21	0	19	0	3	3	.267
Williams, Devin	0	1	0	0	3.86	2	2	0	0	4.2	6	2	2	0	0	1	0	8	0	1	0	.300
	<b>34</b>	<b>36</b>	<b>17</b>	<b>31</b>	<b>3.49</b>	<b>229</b>	<b>70</b>	<b>1</b>	<b>0</b>	<b>603.7</b>	<b>519</b>	<b>265</b>	<b>234</b>	<b>44</b>	<b>32</b>	<b>288</b>	<b>2</b>	<b>570</b>	<b>1</b>	<b>55</b>	<b>48</b>	<b>.235</b>

### PITCHING STATISTICS - SECOND HALF...

	W	L	S	SVO	ERA	G	GS	CG	SHO	IP	H	R	ER	HR	HB	BB	IBB	SO	BK	WP	GDP	AVG
Barker, Luke	2	3	14	17	3.16	23	0	0	0	25.2	28	13	9	3	0	7	0	25	0	2	3	.283
Beckman, Cody	1	2	0	0	4.32	10	0	0	0	16.2	11	9	8	1	0	13	0	19	0	0	1	.186
Benoit, Rodrigo	0	1	0	2	2.38	7	0	0	0	11.1	12	3	3	0	1	0	0	18	0	4	0	.267
Bettinger, Alec	1	5	0	0	7.40	12	11	0	0	48.2	66	41	40	9	1	17	0	46	1	5	1	.328
Bickford, Phil	0	0	0	1	4.85	17	0	0	0	29.2	34	19	16	2	2	15	0	33	0	5	1	.293
Brown, Daniel	5	1	1	1	4.95	19	0	0	0	36.1	31	21	20	3	3	18	1	38	0	4	0	.228
Crawford, Alec	0	0	0	0	0.00	1	0	0	0	0.1	0	0	0	0	0	0	0	0	0	0	0	.000
Diaz, Victor	3	4	0	0	4.45	14	11	2	0	62.2	71	35	31	6	4	24	0	46	0	7	4	.284
Diplan, Nattino	3	2	1	1	2.29	14	0	0	0	19.2	11	8	5	0	4	11	1	19	2	4	1	.167
Francis, Bowden	2	2	0	0	4.88	4	4	0	0	24.0	19	13	13	3	2	9	0	11	0	0	2	.216
Harber, Conor	2	2	0	0	1.80	9	4	0	0	40.0	31	9	8	2	0	14	1	32	0	7	3	.211
Hummel, Cooper	0	0	0	0	18.00	1	0	0	0	1.0	3	2	2	1	0	1	0	0	0	0	1	.600
Kenilvort, Alec	2	1	1	4	4.41	22	0	0	0	34.2	33	18	17	2	1	15	0	37	0	9	0	.244
Kirby, Nathan	2	1	0	1	4.19	14	0	0	0	38.2	40	18	18	4	3	26	0	40	0	5	4	.270
Ortega, Jorge	0	5	0	1	8.88	8	6	0	0	24.1	40	30	24	4	3	4	0	7	0	0	0	.364
Ortiz, Braulio	0	0	0	0	0.00	4	0	0	0	3.1	1	0	0	0	0	1	0	3	0	0	1	.100
Rodriguez, Nathan	0	0	0	0	27.00	1	0	0	0	1.0	5	3	3	1	0	0	0	0	0	0	0	.625
Rodriguez, Wuilder	0	0	0	0	5.46	15	0	0	0	29.2	37	22	18	5	0	14	0	18	0	3	2	.303
Roegner, Cam	3	2	0	0	3.38	6	6	0	0	32.0	34	12	12	1	0	11	0	18	0	2	1	.279
Taugner, Christian	3	1	0	0	4.91	5	5	1	1	25.2	27	15	14	4	0	7	0	19	0	5	1	.267
Webb, Braden	2	3	0	0	3.86	9	9	0	0	46.2	42	21	20	5	2	24	0	47	1	5	3	.240
Williams, Devin	0	2	0	0	6.14	12	12	0	0	29.1	34	24	20	2	5	21	0	27	0	6	1	.301
	<b>31</b>	<b>37</b>	<b>17</b>	<b>28</b>	<b>4.66</b>	<b>227</b>	<b>68</b>	<b>3</b>	<b>1</b>	<b>581.3</b>	<b>610</b>	<b>336</b>	<b>301</b>	<b>58</b>	<b>31</b>	<b>252</b>	<b>3</b>	<b>503</b>	<b>4</b>	<b>73</b>	<b>30</b>	<b>.270</b>

**PITCHING STATISTICS - VERSUS RIGHT-HANDED BATTERS...**

PITCHER	ERA	IP	H	R	ER	HR	HB	BB	SO	WP	AVG
Barker, Luke	1.85	34.0	29	11	7	1	0	9	40	2	.225
Beckman, Cody	4.97	12.2	11	10	7	2	0	16	13	0	.224
Benoit, Rodrigo	0.00	5.1	5	0	0	0	1	0	10	1	.238
Bettinger, Alec	5.60	27.1	32	18	17	3	1	11	25	3	.294
Bickford, Phil	4.08	17.2	21	10	8	2	2	8	26	2	.300
Brown, Daniel	3.55	38.0	38	18	15	1	1	25	34	3	.255
Crawford, Alec	3.24	8.1	11	4	3	3	0	2	9	1	.314
Diaz, Victor	4.44	79.0	79	41	39	6	7	28	55	7	.263
Diplan, Marcos	4.86	33.1	40	18	18	3	2	20	35	2	.308
Diplan, Nattino	4.28	27.1	24	15	13	2	5	19	24	6	.229
Francis, Bowden	6.75	12.0	8	9	9	1	2	7	7	0	.190
Harber, Conor	2.98	51.1	41	18	17	3	4	25	34	9	.220
Kenilvort, Alec	4.35	39.1	40	22	19	3	2	14	40	4	.256
Kirby, Nathan	5.12	45.2	54	27	26	6	3	34	48	10	.293
Olczak, Jon	0.00	1.2	1	0	0	0	0	0	3	0	.167
Ortega, Jorge	9.00	16.0	24	20	16	3	2	2	6	0	.348
Ortiz, Braulio	10.50	6.0	4	7	7	1	1	6	9	3	.200
Rodriguez, Wuilder	6.48	16.2	24	15	12	3	0	7	13	3	.338
Roegner, Cam	1.90	80.1	70	17	17	3	2	23	51	4	.240
Sanchez, Miguel	2.40	15.0	9	4	4	3	0	4	24	2	.167
Supak, Trey	1.09	33.0	21	4	4	1	1	11	26	1	.189
Taugner, Christian	4.38	12.1	15	6	6	1	0	4	9	3	.288
Webb, Braden	4.85	52.0	53	31	28	6	2	29	45	8	.266
Williams, Chase	9.95	12.2	14	15	14	2	1	15	5	2	.311
Williams, Devin	7.16	16.1	22	15	13	1	3	12	13	3	.328
<b>Team Total</b>	<b>4.13</b>	<b>695.0</b>	<b>696</b>	<b>356</b>	<b>319</b>	<b>60</b>	<b>42</b>	<b>334</b>	<b>604</b>	<b>80</b>	<b>.262</b>

**PITCHING STATISTICS - VERSUS LEFT-HANDED BATTERS...**

PITCHER	ERA	IP	H	R	ER	HR	HB	BB	SO	WP	AVG
Barker, Luke	2.67	27.0	18	12	8	2	0	7	23	2	.196
Beckman, Cody	5.00	9.0	4	6	5	1	0	3	11	0	.133
Benoit, Rodrigo	4.50	6.0	7	3	3	0	0	0	8	3	.292
Bettinger, Alec	8.23	27.1	38	25	25	7	0	6	31	2	.336
Bickford, Phil	5.29	17.0	16	11	10	1	1	10	15	3	.250
Brown, Daniel	5.13	26.1	19	16	15	2	4	9	27	1	.202
Crawford, Alec	1.93	4.2	3	2	1	1	0	1	6	1	.188
Diaz, Victor	4.37	47.1	54	28	23	6	2	23	44	3	.293
Diplan, Marcos	1.93	28.0	18	8	6	0	2	18	25	6	.196
Diplan, Nattino	3.38	18.2	19	11	7	0	0	12	16	3	.271
Francis, Bowden	3.00	12.0	11	4	4	2	0	2	4	0	.239
Harber, Conor	1.42	44.1	32	7	7	1	2	20	44	5	.205
Kenilvort, Alec	4.08	28.2	21	16	13	3	0	12	26	6	.204
Kirby, Nathan	4.26	25.1	16	12	12	1	1	12	27	1	.180
Olczak, Jon	0.00	0.1	1	0	0	0	0	1	0	0	.500
Ortega, Jorge	8.64	8.1	16	10	8	1	1	2	1	0	.390
Ortiz, Braulio	4.50	4.0	2	2	2	0	0	3	3	1	.143
Rodriguez, Wuilder	3.86	14.0	14	7	6	2	0	7	5	0	.255
Roegner, Cam	2.89	28.0	27	11	9	1	1	5	20	0	.262
Sanchez, Miguel	2.84	6.1	5	2	2	1	0	2	6	0	.217
Supak, Trey	3.00	18.0	16	6	6	1	2	5	22	1	.239
Taugner, Christian	5.40	13.1	12	9	8	3	0	3	10	2	.245
Webb, Braden	3.51	48.2	36	19	19	3	2	27	59	3	.207
Williams, Chase	2.16	8.1	6	2	2	0	1	6	14	1	.200
Williams, Devin	4.58	17.2	18	11	9	1	2	10	22	4	.273
<b>Team Total</b>	<b>3.86</b>	<b>490.0</b>	<b>433</b>	<b>245</b>	<b>210</b>	<b>42</b>	<b>21</b>	<b>206</b>	<b>469</b>	<b>48</b>	<b>.240</b>

**PITCHING STATISTICS - HOME...**

PITCHERS	W	L	S	ERA	G	GS	CG	SHO	IP	H	R	ER	HR	HB	BB	SO	WP	AVG
Barker, Luke	6	2	11	2.68	27	0	0	0	37.0	28	15	11	1	0	15	33	3	.212
Beckman, Cody	1	3	0	5.51	9	0	0	0	16.1	11	11	10	2	0	13	17	0	.190
Benoit, Rodrigo	0	1	0	3.68	4	0	0	0	7.1	7	3	3	0	1	0	13	3	.250
Bettinger, Alec	0	1	0	6.43	6	6	0	0	21.0	28	16	15	3	0	8	23	2	.318
Bickford, Phil	0	0	0	4.00	9	0	0	0	18.0	19	8	8	1	2	4	22	3	.268
Brown, Daniel	4	1	1	3.63	20	0	0	0	34.2	30	16	14	3	3	15	26	2	.229
Crawford, Alec	1	0	2	0.00	4	0	0	0	5.1	3	0	0	0	0	2	5	1	.158
Diaz, Victor	2	5	0	5.85	14	8	0	0	64.2	86	47	42	8	6	30	54	5	.323
Diplan, Marcos	1	0	0	2.70	6	6	0	0	30.0	31	11	9	2	2	17	27	2	.284
Diplan, Nattino	5	1	0	6.30	16	0	0	0	20.0	25	17	14	2	3	16	14	3	.305
Francis, Bowden	1	1	0	4.63	2	2	0	0	11.2	11	6	6	2	1	5	6	0	.256
Harber, Conor	2	3	0	2.14	15	7	0	0	59.0	40	14	14	4	3	25	51	9	.190
Kenilvort, Alec	2	1	1	3.73	23	0	0	0	41.0	36	22	17	3	2	14	43	6	.231
Kirby, Nathan	2	2	0	4.37	13	6	0	0	35.0	33	18	17	4	2	19	38	6	.246
Olczak, Jon	0	0	2	0.00	2	0	0	0	2.0	2	0	0	0	0	1	3	0	.250
Ortega, Jorge	0	2	0	4.15	3	2	0	0	8.2	10	5	4	0	1	2	1	0	.303
Ortiz, Braulio	0	0	0	6.75	6	0	0	0	6.2	5	5	5	1	1	5	8	4	.208
Rodriguez, Wuilder	0	0	0	5.75	12	0	0	0	20.1	25	14	13	2	0	13	12	2	.301
Roegner, Cam	7	1	0	1.70	10	10	0	0	58.1	49	11	11	2	2	15	39	3	.233
Sanchez, Miguel	1	0	0	0.87	5	0	0	0	10.1	6	1	1	1	0	4	15	1	.167
Supak, Trey	1	0	0	1.21	5	5	0	0	29.2	21	4	4	1	2	9	23	2	.204
Taugner, Christian	2	0	0	3.71	3	3	0	0	17.0	16	8	7	1	0	5	14	1	.246
Webb, Braden	0	5	0	5.20	10	10	0	0	45.0	44	29	26	3	3	27	38	4	.259
Williams, Chase	2	0	1	2.92	9	0	0	0	12.1	6	4	4	1	1	7	11	2	.150
Williams, Devin	0	1	0	8.44	5	5	0	0	10.2	17	11	10	2	2	8	10	1	.378
<b>Team Total</b>	<b>40</b>	<b>30</b>	<b>18</b>	<b>3.89</b>	<b>70</b>	<b>70</b>	<b>0</b>	<b>5</b>	<b>625.0</b>	<b>599</b>	<b>302</b>	<b>270</b>	<b>51</b>	<b>37</b>	<b>282</b>	<b>546</b>	<b>66</b>	<b>.253</b>

**PITCHING STATISTICS - AWAY...**

PITCHERS	W	L	S	ERA	G	GS	CG	SHO	IP	H	R	ER	HR	HB	BB	SO	WP	AVG
Barker, Luke	0	2	9	1.50	19	0	0	0	24.0	19	8	4	2	0	1	30	1	.213
Beckman, Cody	0	0	0	3.38	6	0	0	0	5.1	4	5	2	1	0	6	7	0	.190
Benoit, Rodrigo	0	0	0	0.00	3	0	0	0	4.0	5	0	0	0	0	0	5	1	.294
Bettinger, Alec	1	5	0	7.22	7	6	1	0	33.2	42	27	27	7	1	9	33	3	.313
Bickford, Phil	0	0	0	5.40	12	0	0	0	16.2	18	13	10	2	1	14	19	2	.286
Brown, Daniel	3	3	1	4.85	19	0	0	0	29.2	27	18	16	0	2	19	35	2	.241
Crawford, Alec	0	1	0	4.70	6	0	0	0	7.2	11	6	4	4	0	1	10	1	.344
Diaz, Victor	4	3	0	2.92	13	5	2	0	61.2	47	22	20	4	3	21	45	5	.216
Diplan, Marcos	2	2	0	4.31	7	7	0	0	31.1	27	15	15	1	2	21	33	6	.239
Diplan, Nattino	0	2	3	2.08	18	0	0	0	26.0	18	9	6	0	2	15	26	6	.194
Francis, Bowden	1	1	0	5.11	2	2	0	0	12.1	8	7	7	1	1	4	5	0	.178
Harber, Conor	2	2	0	2.45	10	4	0	0	36.2	33	11	10	0	3	20	27	5	.252
Kenilvort, Alec	2	2	0	5.00	17	0	0	0	27.0	25	16	15	3	0	12	23	4	.243
Kirby, Nathan	1	3	0	5.25	14	5	0	0	36.0	37	21	21	3	2	27	37	5	.266
Ortega, Jorge	0	3	0	11.49	5	4	0	0	15.2	30	25	20	4	2	2	6	0	.390
Ortiz, Braulio	0	0	0	10.80	4	0	0	0	3.1	1	4	4	0	0	4	4	0	.100
Rodriguez, Wuilder	0	0	0	4.35	4	0	0	0	10.1	13	8	5	3	0	1	6	1	.302
Roegner, Cam	2	4	0	2.70	9	9	0	0	50.0	48	17	15	2	1	13	32	1	.259
Sanchez, Miguel	0	0	1	4.09	5	0	0	0	11.0	8	5	5	3	0	2	15	1	.195
Supak, Trey	1	1	0	2.53	4	4	0	0	21.1	16	6	6	1	1	7	25	0	.213
Taugner, Christian	1	1	0	7.27	2	2	1	1	8.2	11	7	7	3	0	2	5	4	.306
Webb, Braden	5	3	0	3.40	11	11	0	0	55.2	45	21	21	6	1	29	66	7	.222
Williams, Chase	0	3	2	12.46	9	0	0	0	8.2	14	13	12	1	1	14	8	1	.400
Williams, Devin	0	2	0	4.63	9	9	0	0	23.1	23	15	12	0	3	14	25	6	.261
<b>Team Total</b>	<b>25</b>	<b>43</b>	<b>16</b>	<b>4.24</b>	<b>68</b>	<b>68</b>	<b>4</b>	<b>5</b>	<b>560.0</b>	<b>530</b>	<b>299</b>	<b>264</b>	<b>51</b>	<b>26</b>	<b>258</b>	<b>527</b>	<b>62</b>	<b>.252</b>

## PITCHING STATISTICS - VS. HITTER LEADING OFF INNING...

PLAYER	AVG	AB	H	HR	R	ER	HB	BB	SO
Barker, Luke	.200	50	10	0	2	0	0	3	19
Beckman, Cody	.235	17	4	0	0	0	0	5	5
Benoit, Rodrigo	.273	11	3	0	0	0	0	0	5
Bettinger, Alec	.358	53	19	2	2	2	0	4	10
Bickford, Phil	.241	29	7	0	0	0	0	5	6
Brown, Daniel	.184	49	9	1	1	1	1	11	13
Crawford, Alec	.444	9	4	2	3	2	0	2	3
Diaz, Victor	.280	118	33	5	5	5	1	9	20
Diplan, Marcos	.426	54	23	2	2	2	1	9	11
Diplan, Nattino	.222	36	8	0	0	0	0	10	11
Francis, Bowden	.120	25	3	1	1	1	0	0	5
Harber, Conor	.232	82	19	0	0	0	1	13	18
Kenilvort, Alec	.200	60	12	2	2	2	0	3	15
Kirby, Nathan	.302	63	19	5	5	5	2	10	19
Olczak, Jon	1.000	2	2	0	0	0	0	0	0
Ortega, Jorge	.375	24	9	1	1	1	1	1	3
Ortiz, Braulio	.222	9	2	0	0	0	0	0	3
Rodriguez, Wuilder	.385	26	10	3	3	3	0	2	1
Roegner, Cam	.219	105	23	3	3	3	1	5	16
Sanchez, Miguel	.250	16	4	0	0	0	0	3	6
Supak, Trey	.213	47	10	1	1	1	0	5	11
Taugner, Christian	.320	25	8	0	0	0	0	1	8
Webb, Braden	.309	97	30	5	5	5	0	10	17
Williams, Chase	.200	15	3	0	0	0	0	6	2
Williams, Devin	.263	38	10	0	0	0	1	1	10
<b>Team Total</b>	<b>.268</b>	<b>1061</b>	<b>284</b>	<b>33</b>	<b>36</b>	<b>9</b>	<b>120</b>	<b>237</b>	

## PITCHING STATISTICS - RUNNERS ON BASE...

PLAYER	AVG	AB	H	HR	R	ER	HB	BB	SO
Barker, Luke	.208	125	26	3	23	15	0	8	33
Beckman, Cody	.154	39	6	2	15	11	0	9	12
Benoit, Rodrigo	.182	22	4	0	3	3	0	0	7
Bettinger, Alec	.327	101	33	5	38	37	1	7	24
Bickford, Phil	.308	65	20	3	21	18	1	11	21
Brown, Daniel	.265	132	35	1	32	28	3	19	32
Crawford, Alec	.172	29	5	0	2	0	0	0	11
Diaz, Victor	.300	210	63	5	62	55	4	27	43
Diplan, Marcos	.218	110	24	1	24	22	1	17	28
Diplan, Nattino	.260	100	26	2	26	20	4	12	19
Francis, Bowden	.233	30	7	1	11	11	1	3	4
Harber, Conor	.212	146	31	2	23	22	3	16	35
Kenilvort, Alec	.278	115	32	2	34	28	2	18	26
Kirby, Nathan	.250	140	35	0	32	31	2	23	38
Olczak, Jon	.000	6	0	0	0	0	0	0	1
Ortega, Jorge	.358	53	19	2	28	22	1	2	3
Ortiz, Braulio	.133	15	2	1	9	9	1	5	5
Rodriguez, Wuilder	.297	64	19	2	19	15	0	6	11
Roegner, Cam	.230	152	35	0	24	22	2	10	26
Sanchez, Miguel	.139	36	5	1	3	3	0	2	14
Supak, Trey	.138	65	9	1	9	9	3	8	18
Taugner, Christian	.275	40	11	2	13	12	0	4	5
Webb, Braden	.223	166	37	3	44	41	2	27	50
Williams, Chase	.366	41	15	1	16	15	1	10	10
Williams, Devin	.328	58	19	1	25	21	3	11	13
<b>Team Total</b>	<b>.253</b>	<b>2074</b>	<b>525</b>	<b>43</b>	<b>542</b>	<b>35</b>	<b>257</b>	<b>491</b>	

## PITCHING STATISTICS - BASES LOADED...

PLAYER	AVG	AB	H	HR	R	ER	HB	BB	SO
Barker, Luke	.200	5	1	0	2	2	0	1	3
Beckman, Cody	.000	3	0	0	8	4	0	2	3
Benoit, Rodrigo									
Bettinger, Alec	.500	2	1	0	4	4	0	0	0
Bickford, Phil	.000	2	0	0	0	0	0	0	1
Brown, Daniel	.231	13	3	1	10	9	0	2	1
Crawford, Alec		0	0	0	0	0	0	0	0
Diaz, Victor	.250	12	3	0	8	7	0	0	2
Diplan, Marcos	.000	6	0	0	3	2	0	2	1
Diplan, Nattino	.167	6	1	0	3	3	0	1	2
Francis, Bowden	.000	1	0	0	3	3	1	0	0
Harber, Conor	.167	6	1	1	4	4	0	0	1
Kenilvort, Alec	.375	8	3	1	12	11	0	0	2
Kirby, Nathan	.182	11	2	0	8	8	0	3	4
Olczak, Jon									
Ortega, Jorge		0	0	0	1	1	0	0	0
Ortiz, Braulio	.000	1	0	0	4	4	0	1	0
Rodriguez, Wuilder	.000	2	0	0	0	0	0	0	1
Roegner, Cam	.333	3	1	0	1	1	0	0	0
Sanchez, Miguel	.000	4	0	0	0	0	0	0	2
Supak, Trey	.000	2	0	0	0	0	0	0	1
Taugner, Christian	.500	2	1	0	4	4	0	0	0
Webb, Braden	.167	6	1	0	3	3	0	0	2
Williams, Chase	.455	11	5	0	6	6	0	0	3
Williams, Devin	.250	4	1	0	2	2	0	0	1
<b>Team Total</b>	<b>.216</b>	<b>111</b>	<b>24</b>	<b>3</b>	<b>86</b>	<b>1</b>	<b>12</b>	<b>30</b>	

**PITCHING STATISTICS - SCORING POSITION...**

PLAYER	AVG	AB	H	HR	R	ER	HB	BB	SO
Barker, Luke	.226	84	19	3	22	14	0	6	28
Beckman, Cody	.087	23	2	0	11	7	0	8	8
Benoit, Rodrigo	.200	10	2	0	3	3	0	0	5
Bettinger, Alec	.354	65	23	4	35	34	1	2	14
Bickford, Phil	.311	45	14	2	19	16	0	7	17
Brown, Daniel	.267	86	23	1	32	28	2	14	20
Crawford, Alec	.238	21	5	0	2	0	0	0	9
Diaz, Victor	.261	119	31	2	52	45	3	18	31
Diplan, Marcos	.188	64	12	1	22	20	0	10	18
Diplan, Nattino	.290	69	20	2	25	20	2	8	15
Francis, Bowden	.364	11	4	0	9	9	1	1	1
Harber, Conor	.193	83	16	1	19	18	0	11	25
Kenilvort, Alec	.304	69	21	2	33	27	1	15	15
Kirby, Nathan	.229	96	22	0	30	29	2	16	31
Olczak, Jon	.000	2	0	0	0	0	0	0	1
Ortega, Jorge	.387	31	12	2	27	21	0	1	2
Ortiz, Braulio	.200	10	2	1	9	9	1	5	3
Rodriguez, Wuilder	.324	37	12	2	19	15	0	4	7
Roegner, Cam	.250	76	19	0	22	20	1	8	15
Sanchez, Miguel	.111	27	3	1	3	3	0	2	11
Supak, Trey	.111	36	4	1	8	8	3	7	9
Taugner, Christian	.217	23	5	1	10	9	0	4	5
Webb, Braden	.202	114	23	2	42	39	2	15	33
Williams, Chase	.400	30	12	1	15	14	1	6	5
Williams, Devin	.348	46	16	0	23	19	2	6	10
<b>Team Total</b>	<b>.253</b>	<b>1287</b>	<b>326</b>	<b>29</b>	<b>494</b>	<b>22</b>	<b>175</b>	<b>338</b>	

**PITCHING STATISTICS - SCORING POSITION...**

PLAYER	AVG	AB	H	HR	R	ER	HB	BB	SO
Barker, Luke	.263	38	10	2	14	12	0	4	14
Beckman, Cody	.143	14	2	0	5	3	0	2	6
Benoit, Rodrigo	.000	5	0	0	1	1	0	0	3
Bettinger, Alec	.208	24	5	0	7	7	1	0	7
Bickford, Phil	.238	21	5	2	6	4	0	3	10
Brown, Daniel	.171	35	6	0	7	6	0	5	10
Crawford, Alec	.125	8	1	0	0	0	0	0	2
Diaz, Victor	.231	52	12	0	18	17	0	10	15
Diplan, Marcos	.300	30	9	0	12	12	0	3	6
Diplan, Nattino	.286	35	10	2	12	11	0	4	9
Francis, Bowden	.400	5	2	0	3	3	0	0	0
Harber, Conor	.175	40	7	0	9	8	0	10	10
Kenilvort, Alec	.316	38	12	1	15	11	0	6	9
Kirby, Nathan	.233	43	10	0	13	12	1	10	13
Olczak, Jon	.000	1	0	0	0	0	0	0	1
Ortega, Jorge	.385	13	5	1	11	8	0	1	2
Ortiz, Braulio	.143	7	1	1	8	8	0	4	2
Rodriguez, Wuilder	.294	17	5	0	10	6	0	0	2
Roegner, Cam	.263	38	10	0	12	12	1	5	7
Sanchez, Miguel	.000	11	0	0	0	0	0	0	6
Supak, Trey	.100	20	2	0	4	4	1	5	3
Taugner, Christian	.100	10	1	0	4	4	0	3	1
Webb, Braden	.149	47	7	1	10	9	0	8	14
Williams, Chase	.385	13	5	1	5	5	0	2	1
Williams, Devin	.316	19	6	0	8	6	1	4	2
<b>Team Total</b>	<b>.230</b>	<b>588</b>	<b>135</b>	<b>11</b>	<b>195</b>	<b>170</b>	<b>5</b>	<b>89</b>	<b>155</b>

PITCHING STATISTICS - APRIL 2018...

PITCHERS	W	L	S	ERA	G	GS	CG	SHO	IP	H	R	ER	HR	HB	BB	IBB	SO	BK	WP	DP	WHIP	AVG	SF	GF	HLD
Barker, Luke	1	0	0	2.70	8	0	0	0	16.2	10	6	5	0	0	5	0	13	0	2	3	0.90	.175	0	1	2
Beckman, Cody	0	1	0	7.20	5	0	0	0	5.0	4	7	4	2	0	6	0	5	0	0	1	2.00	.200	0	2	0
Brown, Daniel	0	2	1	9.39	7	0	0	0	7.2	15	11	8	0	0	8	0	6	0	0	0	3.00	.405	0	3	1
Crawford, Alec	0	0	0	4.91	2	0	0	0	3.2	4	2	2	2	0	1	0	4	0	0	0	1.36	.286	0	0	0
Diaz, Victor	2	0	0	5.40	4	0	0	0	15.0	15	9	9	1	1	7	0	11	0	1	1	1.47	.259	0	0	0
Diplan, Marcos	1	1	0	4.37	5	5	0	0	22.2	26	13	11	0	1	17	0	17	0	1	4	1.90	.310	0	0	0
Diplan, Nattino	1	1	1	8.18	9	0	0	0	11.0	18	10	10	1	1	8	0	6	0	3	2	2.36	.367	1	3	1
Harber, Conor	0	1	0	2.41	5	2	0	0	18.2	14	5	5	1	2	15	0	24	0	3	0	1.55	.212	1	0	0
Kenilvort, Alec	0	1	0	10.29	5	0	0	0	7.0	8	10	8	2	1	3	0	7	0	1	0	1.57	.276	0	2	0
Kirby, Nathan	0	1	0	4.66	4	4	0	0	9.2	6	5	5	0	0	6	0	8	0	1	0	1.24	.171	0	0	0
Olczak, Jon	0	0	2	0.00	2	0	0	0	2.0	2	0	0	0	0	1	0	3	0	0	0	1.50	.250	0	2	0
Roegner, Cam	2	0	0	0.83	4	4	0	0	21.2	20	2	2	1	0	6	0	19	1	1	3	1.20	.247	0	0	0
Sanchez, Miguel	0	0	0	3.00	7	0	0	0	15.0	9	5	5	3	0	6	0	18	0	2	0	1.00	.170	1	1	0
Supak, Trey	1	1	0	1.78	5	5	0	0	25.1	17	5	5	1	3	10	0	26	0	1	0	1.07	.198	1	0	0
Webb, Braden	1	2	0	9.82	4	4	0	0	11.0	17	13	12	1	1	10	0	6	0	3	0	2.45	.347	1	0	0
Williams, Chase	2	2	3	4.35	10	0	0	0	10.1	7	6	5	0	2	10	0	10	0	0	2	1.65	.206	0	9	0
<b>Team Total</b>	<b>11</b>	<b>13</b>	<b>7</b>	<b>4.25</b>	<b>24</b>	<b>24</b>	<b>0</b>	<b>4</b>	<b>203.1</b>	<b>194</b>	<b>110</b>	<b>96</b>	<b>16</b>	<b>12</b>	<b>121</b>	<b>0</b>	<b>183</b>	<b>1</b>	<b>20</b>	<b>16</b>	<b>1.55</b>	<b>.254</b>	<b>4</b>	<b>24</b>	<b>4</b>

PITCHING STATISTICS - MAY 2018...

PITCHERS	W	L	S	ERA	G	GS	CG	SHO	IP	H	R	ER	HR	HB	BB	IBB	SO	BK	WP	DP	WHIP	AVG	SF	GF	HLD
Barker, Luke	2	0	3	0.87	10	0	0	0	10.1	5	2	1	0	0	2	0	15	0	0	1	0.68	.139	0	10	0
Bickford, Phil	0	0	0	0.00	1	0	0	0	1.0	0	0	0	0	0	0	0	3	0	0	0	0.00	.000	0	0	0
Brown, Daniel	1	1	0	1.32	8	0	0	0	13.2	10	2	2	0	1	5	0	11	0	0	1	1.10	.204	0	2	0
Crawford, Alec	1	1	2	2.25	6	0	0	0	8.0	10	4	2	2	0	2	0	9	0	2	0	1.50	.303	0	5	0
Diaz, Victor	0	2	0	3.90	6	0	0	0	30.0	29	16	13	3	3	14	0	29	0	1	3	1.43	.266	2	0	0
Diplan, Marcos	1	1	0	2.20	6	6	0	0	28.2	22	7	7	2	3	15	0	35	0	3	4	1.29	.216	0	0	0
Diplan, Nattino	1	0	0	5.40	7	0	0	0	8.1	11	7	5	1	0	5	0	6	0	2	1	1.92	.306	0	3	1
Harber, Conor	1	1	0	1.71	6	2	0	0	21.0	16	4	4	0	2	10	0	17	0	3	1	1.24	.213	0	1	1
Kenilvort, Alec	1	1	0	2.60	9	0	0	0	17.1	14	7	5	1	0	4	0	15	0	0	1	1.04	.215	0	3	2
Kirby, Nathan	0	2	0	6.92	6	6	0	0	13.0	14	11	10	2	1	10	0	16	0	4	0	1.85	.275	0	0	0
Ortiz, Braulio	0	0	0	4.50	3	0	0	0	4.0	3	2	2	0	1	2	0	6	0	2	0	1.25	.214	0	2	1
Rodriguez, Wuilder	0	0	0	0.00	1	0	0	0	1.0	1	0	0	0	0	0	0	0	0	0	0	1.00	.250	0	1	0
Roegner, Cam	4	2	0	1.51	6	6	0	0	35.2	28	8	6	0	2	9	0	22	0	1	4	1.04	.220	0	0	0
Sanchez, Miguel	1	0	1	1.42	3	0	0	0	6.1	5	1	1	1	0	0	0	12	0	0	0	0.79	.208	0	1	0
Supak, Trey	1	0	0	1.75	4	4	0	0	25.2	20	5	5	1	0	6	0	22	0	1	2	1.01	.217	0	0	0
Webb, Braden	2	1	0	2.00	5	5	0	0	27.0	16	7	6	2	1	11	0	30	0	2	1	1.00	.174	0	0	0
Williams, Chase	0	1	0	8.59	6	0	0	0	7.1	7	7	7	1	0	10	0	7	0	3	0	2.32	.259	1	1	0
<b>Team Total</b>	<b>16</b>	<b>13</b>	<b>6</b>	<b>2.65</b>	<b>29</b>	<b>29</b>	<b>0</b>	<b>4</b>	<b>258.1</b>	<b>211</b>	<b>90</b>	<b>76</b>	<b>16</b>	<b>14</b>	<b>105</b>	<b>0</b>	<b>255</b>	<b>0</b>	<b>24</b>	<b>19</b>	<b>1.22</b>	<b>.225</b>	<b>3</b>	<b>29</b>	<b>5</b>

PITCHING STATISTICS - JUNE 2018...

PITCHERS	W	L	S	ERA	G	GS	CG	SHO	IP	H	R	ER	HR	HB	BB	IBB	SO	BK	WP	DP	WHIP	AVG	SF	GF	HLD
Barker, Luke	1	2	5	1.54	8	0	0	0	11.2	7	4	2	1	0	2	0	13	0	0	2	0.77	.167	0	8	0
Bettinger, Alec	1	1	0	2.12	3	2	1	0	17.0	12	4	4	2	0	3	0	20	0	0	0	0.88	.200	0	0	0
Bickford, Phil	0	0	0	6.35	5	0	0	0	5.2	6	5	4	1	1	7	0	5	0	1	0	2.29	.286	1	4	0
Brown, Daniel	1	0	1	3.00	8	0	0	0	12.0	8	4	4	1	1	4	0	10	0	1	0	1.00	.186	1	2	2
Crawford, Alec	0	0	0	0.00	1	0	0	0	1.0	0	0	0	0	0	0	0	2	0	0	0	0.00	.000	0	0	0
Diaz, Victor	1	3	0	4.34	5	4	0	0	29.0	29	14	14	5	1	10	0	23	0	2	4	1.34	.274	1	1	0
Diplan, Marcos	1	0	0	5.40	2	2	0	0	10.0	10	6	6	1	0	6	0	8	0	4	2	1.60	.278	0	0	0
Diplan, Nattino	0	0	2	0.73	7	0	0	0	12.1	7	4	1	0	0	9	0	16	1	1	1	1.30	.156	0	6	1
Harber, Conor	2	1	0	3.22	7	3	0	0	22.1	18	8	8	2	2	9	0	9	0	2	2	1.21	.234	0	1	0
Kenilvort, Alec	1	0	0	4.50	7	0	0	0	14.0	14	8	7	2	1	6	2	12	0	1	1	1.43	.269	1	0	2
Kirby, Nathan	1	1	0	4.66	3	1	0	0	9.2	10	5	5	0	0	4	0	11	0	1	1	1.45	.256	0	0	0
Ortiz, Braulio	0	0	0	15.75	5	0	0	0	4.0	2	7	7	1	0	6	0	5	0	2	0	2.00	.143	0	3	0
Roegner, Cam	1	2	0	3.56	5	5	0	0	30.1	30	12	12	3	1	7	0	19	0	1	2	1.22	.275	0	0	0
Webb, Braden	2	2	0	3.10	5	5	0	0	29.0	22	10	10	2	0	17	0	38	0	2	0	1.34	.212	1	0	0
Williams, Chase	0	0	0	10.80	2	0	0	0	3.1	6	4	4	1	0	1	0	2	0	0	1	2.10	.429	1	0	0
Williams, Devin	0	2	0	6.23	4	4	0	0	8.2	12	9	6	0	1	3	0	15	0	3	0	1.73	.324	1	0	0
<b>Team Total</b>	<b>12</b>	<b>14</b>	<b>8</b>	<b>3.85</b>	<b>26</b>	<b>26</b>	<b>1</b>	<b>0</b>	<b>220.0</b>	<b>193</b>	<b>104</b>	<b>94</b>	<b>22</b>	<b>8</b>	<b>94</b>	<b>2</b>	<b>208</b>	<b>1</b>	<b>21</b>	<b>16</b>	<b>1.30</b>	<b>.241</b>	<b>7</b>	<b>25</b>	<b>5</b>

### PITCHING STATISTICS - JULY 2018...

PITCHERS	W	L	S	ERA	G	GS	CG	SHO	IP	H	R	ER	HR	HB	BB	IBB	SO	BK	WP	DP	WHIP	AVG	SF	GF	HLD
Barker, Luke	1	2	8	3.21	12	0	0	0	14.0	18	9	5	2	0	3	0	11	0	1	1	1.50	.321	1	11	0
Bettinger, Alec	0	1	0	9.00	4	4	0	0	11.0	19	12	11	0	0	3	0	12	1	1	1	2.00	.380	1	0	0
Bickford, Phil	0	0	0	6.08	7	0	0	0	13.1	17	11	9	1	0	5	0	15	0	3	0	1.65	.304	0	2	1
Brown, Daniel	3	0	0	4.79	9	0	0	0	20.2	15	11	11	1	2	14	1	25	0	2	0	1.40	.205	1	2	2
Crawford, Alec	0	0	0	0.00	1	0	0	0	0.1	0	0	0	0	0	0	0	0	0	0	0	0.00	.000	0	0	0
Diaz, Victor	2	2	0	5.93	6	6	1	0	27.1	42	22	18	3	2	8	0	20	0	3	1	1.83	.350	0	0	0
Diplan, Nattino	3	2	0	2.51	11	0	0	0	14.1	7	5	4	0	4	9	1	12	1	3	1	1.12	.156	1	6	2
Harber, Connor	1	2	0	1.57	6	3	0	0	28.2	19	6	5	0	0	11	1	21	0	5	2	1.05	.186	1	0	1
Kenilvort, Alec	1	1	1	2.35	11	0	0	0	15.1	12	4	4	0	0	7	0	16	0	5	0	1.24	.211	0	2	1
Kirby, Nathan	1	1	0	5.31	6	0	0	0	20.1	26	12	12	2	1	8	0	19	0	3	1	1.67	.310	0	0	0
Ortega, Jorge	0	0	0	8.44	2	0	0	0	5.1	9	5	5	1	1	0	0	1	0	0	0	1.69	.375	0	0	1
Ortiz, Braulio	0	0	0	0.00	2	0	0	0	2.0	1	0	0	0	0	1	0	1	0	0	1	1.00	.167	0	2	0
Rodriguez, Wuilder	0	0	0	6.08	7	0	0	0	13.1	18	13	9	4	0	5	0	6	0	1	0	1.73	.316	1	2	0
Roegner, Cam	2	1	0	2.61	4	4	0	0	20.2	19	6	6	0	0	6	0	11	0	1	1	1.21	.244	0	0	0
Webb, Braden	0	3	0	6.18	6	6	0	0	27.2	33	20	19	4	2	16	0	22	1	4	3	1.77	.303	0	0	0
Williams, Devin	0	0	0	4.50	6	6	0	0	16.0	15	9	8	1	2	8	0	11	0	3	0	1.44	.254	1	0	0
<b>Team Total</b>	<b>14</b>	<b>15</b>	<b>9</b>	<b>4.58</b>	<b>29</b>	<b>29</b>	<b>1</b>	<b>1</b>	<b>251.1</b>	<b>273</b>	<b>147</b>	<b>128</b>	<b>20</b>	<b>14</b>	<b>105</b>	<b>3</b>	<b>203</b>	<b>3</b>	<b>35</b>	<b>13</b>	<b>1.50</b>	<b>.278</b>	<b>7</b>	<b>28</b>	<b>8</b>

### PITCHING STATISTICS - AUGUST 2018...

PITCHERS	W	L	S	ERA	G	GS	CG	SHO	IP	H	R	ER	HR	HB	BB	IBB	SO	BK	WP	DP	WHIP	AVG	SF	GF	HLD
Barker, Luke	1	0	4	0.00	7	0	0	0	7.1	5	0	0	0	0	2	0	8	0	1	1	0.95	.200	0	7	0
Beckman, Cody	1	2	0	4.60	9	0	0	0	15.2	11	9	8	1	0	13	0	18	0	0	1	1.53	.196	0	3	1
Benoit, Rodrigo	0	1	0	2.38	7	0	0	0	11.1	12	3	3	0	1	0	0	18	0	4	0	1.06	.267	1	5	1
Bettinger, Alec	0	3	0	8.72	5	5	0	0	21.2	32	21	21	5	0	9	0	20	0	4	0	1.89	.352	2	0	0
Bickford, Phil	0	0	0	3.07	8	0	0	0	14.2	14	5	5	1	2	6	0	18	0	1	1	1.36	.259	1	3	0
Brown, Daniel	2	1	0	4.35	7	0	0	0	10.1	9	6	5	1	1	3	0	9	0	1	0	1.16	.220	0	4	0
Diaz, Victor	1	0	0	2.57	5	2	0	0	21.0	13	6	6	0	1	11	0	15	0	3	1	1.14	.173	0	0	0
Francis, Bowden	2	2	0	4.88	4	4	0	0	24.0	19	13	13	3	2	9	0	11	0	0	2	1.17	.216	1	0	0
Harber, Connor	0	0	0	3.60	1	1	0	0	5.0	6	2	2	1	0	0	0	7	0	1	0	1.20	.273	0	0	0
Kenilvort, Alec	1	0	0	5.84	7	0	0	0	12.1	11	9	8	1	0	6	0	14	0	3	0	1.38	.229	0	1	1
Kirby, Nathan	1	0	0	3.31	7	0	0	0	16.1	13	6	6	2	2	15	0	21	0	2	1	1.71	.220	0	0	0
Ortega, Jorge	0	5	0	9.00	6	6	0	0	19.0	31	25	19	3	2	4	0	6	0	0	0	1.84	.360	3	0	0
Rodriguez, Wuilder	0	0	0	4.96	8	0	0	0	16.1	19	9	9	1	0	9	0	12	0	2	2	1.71	.292	1	2	0
Taugner, Christian	2	1	0	5.03	4	4	1	1	19.2	21	12	11	4	0	5	0	17	0	5	1	1.32	.269	0	0	0
Webb, Braden	0	0	0	0.00	1	1	0	0	6.0	1	0	0	0	0	2	0	8	0	0	0	0.50	.053	0	0	0
Williams, Devin	0	1	0	7.71	4	4	0	0	9.1	13	8	8	1	2	11	0	9	0	1	1	2.57	.351	1	0	0
<b>Team Total</b>	<b>11</b>	<b>16</b>	<b>4</b>	<b>4.95</b>	<b>27</b>	<b>27</b>	<b>1</b>	<b>1</b>	<b>231.0</b>	<b>235</b>	<b>137</b>	<b>127</b>	<b>25</b>	<b>13</b>	<b>105</b>	<b>0</b>	<b>211</b>	<b>0</b>	<b>28</b>	<b>11</b>	<b>1.47</b>	<b>.262</b>	<b>10</b>	<b>26</b>	<b>3</b>

### PITCHING STATISTICS - SEPTEMBER 2018...

PITCHERS	W	L	S	ERA	G	GS	CG	SHO	IP	H	R	ER	HR	HB	BB	IBB	SO	BK	WP	DP	WHIP	AVG	SF	GF	HLD
Barker, Luke	0	0	0	18.00	1	0	0	0	1.0	2	2	2	0	0	2	0	3	0	0	0	4.00	.400	0	1	0
Beckman, Cody	0	0	0	0.00	1	0	0	0	1.0	0	0	0	0	0	0	0	1	0	0	0	0.00	.000	0	1	0
Bettinger, Alec	0	1	0	10.80	1	1	0	0	5.0	7	6	6	3	1	2	0	4	0	0	0	1.80	.333	0	0	0
Diaz, Victor	0	1	0	4.50	1	1	1	0	4.0	5	2	2	0	1	1	0	1	0	0	1	1.50	.313	0	0	0
Kenilvort, Alec	0	0	0	0.00	1	0	0	0	2.0	2	0	0	0	0	0	0	2	0	0	0	1.00	.250	0	0	1
Kirby, Nathan	0	0	0	0.00	1	0	0	0	2.0	1	0	0	0	0	0	3	0	0	0	2	2.00	.200	0	0	0
Taugner, Christian	1	0	0	4.50	1	1	0	0	6.0	6	3	3	0	0	2	0	2	0	0	0	1.33	.261	0	0	0
<b>Team Total</b>	<b>1</b>	<b>2</b>	<b>0</b>	<b>5.57</b>	<b>3</b>	<b>3</b>	<b>1</b>	<b>0</b>	<b>21.0</b>	<b>23</b>	<b>13</b>	<b>13</b>	<b>3</b>	<b>2</b>	<b>10</b>	<b>0</b>	<b>13</b>	<b>0</b>	<b>0</b>	<b>3</b>	<b>1.57</b>	<b>.284</b>	<b>0</b>	<b>2</b>	<b>1</b>

**STARTING PITCHERS...****INNINGS PER START...**

	5	6	7	8	9
Bettinger, Alec	1	3	-	-	-
Diplan, Marcos	7	2	-	-	-
Diaz, Victor	4	1	2	-	-
Francis, Bowden	1	1	-	1	-
Harber, Conor	3	2	1	-	-
Kirby, Nathan	-	-	-	-	-
Ortega, Jorge	-	-	-	-	-
Roegner, Cam	5	7	3	1	-
Supak, Trey	5	2	2	-	-
Taugner, Christian	2	2	-	-	-
Webb, Braden	6	6	1	-	-
Williams, Devin	-	-	-	-	-

**WALKS PER START...**

	3	4	5	6
Bettinger, Alec	-	-	-	-
Diplan, Marcos	1	4	2	-
Diaz, Victor	1	1	1	-
Francis, Bowden	1	-	-	-
Harber, Conor	1	2	-	-
Kirby, Nathan	1	-	-	-
Ortega, Jorge	-	-	-	-
Roegner, Cam	4	1	-	-
Supak, Trey	-	1	-	-
Taugner, Christian	-	-	-	-
Webb, Braden	4	2	2	1
Williams, Devin	-	3	-	-

**STRIKEOUTS PER START...**

	6	7	8	9	10
Bettinger, Alec	-	-	1	-	1
Diplan, Marcos	1	1	1	-	1
Diaz, Victor	-	1	-	-	-
Francis, Bowden	-	-	-	-	-
Harber, Conor	-	1	-	-	-
Kirby, Nathan	-	-	-	-	-
Ortega, Jorge	-	-	-	-	-
Roegner, Cam	4	1	1	-	-
Supak, Trey	2	1	2	-	-
Taugner, Christian	-	1	-	-	-
Webb, Braden	1	-	4	2	1
Williams, Devin	-	-	-	-	-

**RECORD BY STARTER...****RUN SUPPORT...**

	W	L		R/GS
Bettinger, Alec	5	7	Bettinger, Alec	3.92
Diaz, Victor	6	7	Diaz, Victor	3.38
Diplan, Marcos	9	4	Diplan, Marcos	4.85
Francis, Bowden	2	2	Francis, Bowden	4.25
Harber, Conor	6	5	Harber, Conor	2.45
Kirby, Nathan	3	8	Kirby, Nathan	3.73
Ortega, Jorge	0	6	Ortega, Jorge	2.17
Roegner, Cam	10	9	Roegner, Cam	4.47
Supak, Trey	4	5	Supak, Trey	3.44
Taugner, Christian	4	1	Taugner, Christian	6.20
Webb, Braden	10	11	Webb, Braden	4.05
Williams, Devin	6	8	Williams, Devin	4.07

**RELIEF PITCHERS...****MIN. INNINGS PER OUTING...**

	2	4	4	5
Barker, Luke	6	3	-	-
Beckman, Cody	5	1	-	-
Benoit, Rodrigo	4	-	-	-
Bettinger, Alec	-	-	1	-
Bickford, Phil	7	2	-	-
Brown, Daniel	13	4	-	-
Crawford, Alec	3	-	-	-
Diaz, Victor	1	1	5	5
Diplan, Nattino	13	-	-	-
Harber, Conor	5	4	2	1
Kenilvort, Alec	13	6	-	-
Kirby, Nathan	5	5	4	-
Olczak, Jon	-	-	-	-
Ortega, Jorge	3	-	-	-
Rodriguez, Wuilder	5	2	-	-
Sanchez, Miguel	4	1	1	-
Williams, Chase	3	-	-	-

**RELIEVER - WALKS PER OUTING...**

	2	3	4	5
Barker, Luke	2	-	1	-
Beckman, Cody	2	1	1	-
Benoit, Rodrigo	-	-	-	-
Bettinger, Alec	1	-	-	-
Bickford, Phil	5	1	-	-
Brown, Daniel	7	3	-	-
Crawford, Alec	-	-	-	-
Diaz, Victor	5	2	-	1
Diplan, Nattino	6	2	-	-
Harber, Conor	6	2	1	-
Kenilvort, Alec	4	3	-	-
Kirby, Nathan	4	3	1	-
Olczak, Jon	-	-	-	-
Ortega, Jorge	-	-	-	-
Rodriguez, Wuilder	5	1	-	-
Sanchez, Miguel	1	1	-	-
Williams, Chase	3	3	-	-

**RELIEVER - STRIKEOUTS PER OUTING...**

	3	4	5	6	7	8
Barker, Luke	7	1	-	-	-	-
Beckman, Cody	1	1	-	-	-	-
Benoit, Rodrigo	1	1	-	1	-	-
Bettinger, Alec	-	-	-	-	-	-
Bickford, Phil	4	1	1	-	-	-
Brown, Daniel	3	3	-	1	1	-
Crawford, Alec	1	1	-	-	-	-
Diaz, Victor	1	7	2	-	-	1
Diplan, Nattino	1	1	2	-	-	-
Harber, Conor	5	-	1	1	1	-
Kenilvort, Alec	5	3	-	1	-	-
Kirby, Nathan	5	2	-	2	1	-
Olczak, Jon	-	-	-	-	-	-
Ortega, Jorge	-	-	-	-	-	-
Rodriguez, Wuilder	2	-	-	-	-	-
Sanchez, Miguel	1	2	3	-	-	-
Williams, Chase	1	1	-	-	-	-

**PITCHING - TEAM LEADERS...**

STRIKEOUTS...	BASE ON BALLS...	INNINGS...	GAMES...	SAVES...	GAMES FINISHED...
Webb, Braden.....104	Webb, Braden.....56	Diaz, Victor.....126.1	Barker, Luke.....46	Barker, Luke.....20	Barker, Luke.....38
Diaz, Victor.....99	Diaz, Victor.....51	Roegner, Cam...108.1	Kenilvort, Alec...40	Diplan, Nattino.....3	Diplan, Nattino...18
Harber, Conor.....78	Kirby, Nathan.....46	Webb, Braden...100.2	Brown, Daniel...39	Williams, Chase.....3	Brown, Daniel...13
Kirby, Nathan.....75	Harber, Conor.....45	Harber, Conor....95.2	Diplan, Nattino...34	Several tied.....2	Williams, Chase....10
Roegner, Cam.....71	Diplan, Marcos.....38	Kirby, Nathan.....71.0	Two tied.....27	-	Bickford, Phil.....9

### TEAM BATTING...

Most runs, game, Mudcats, home .....	13, 6/7 vs. DE
Most runs, game, Mudcats, away .....	9, 4/19, 5/20, 5/31, 8/12
Fewest runs, game, Mudcats, home .....	1, 4/10 vs. FRE
Fewest runs, game, Mudcats, away .....	1, 4/13, 4/16
Most runs, game, opponent, home .....	17, 7/20 vs. WS
Most runs, game, opponent, away .....	12, 8/22 at BC
Fewest runs, game, opponent, home .....	0, 3x
Fewest runs, game opponent, road .....	0, 5/7 at BC
Most runs, inning, Mudcats .....	7, 2nd, 8/29 vs. DE
Most runs, inning, opponent .....	9, 3rd, 8/22 at BC
Most hits, game, Mudcats, home .....	15, 6/7 vs. DE
Most hits, game, Mudcats, away .....	15, 4/17 at WIL
Fewest hits, game, Mudcats, home .....	2, 4/8 GM:1, 4/26 GM:2
Fewest hits, game, Mudcats, away .....	3, 4/13/18
Most hits, game, opponent, home .....	22, 7/20 vs. WS
Most hits, game, opponent, away .....	14, 7/9 at MB
Fewest hits, game, opponent, home .....	2, 4/21 vs. BC
Fewest hits, game, opponent, away .....	3, 5/7 at BC, 5/29 at LYN
Most hits, inning, Mudcats .....	6, 3rd, 4/26, 8/29
Most hits, inning, opponent .....	6, 8th, 4/14 at WS
Most home runs, game, Mudcats .....	5, 5/31 at LYN
Most home runs, game, opponent .....	5, 8/23 at BC
Most doubles, game, Mudcats .....	5, 5/29 at LYN, 7/13 vs. LYN
Most doubles, game, opponent .....	6, 5/6 vs. DE, 7/20 vs. WS
Most triples, game, Mudcats .....	3, 7/4 vs. FRE
Most triples, game, opponent .....	1, 4/29 vs. BC, 5/6 vs. DE
Most stolen bases, game, Mudcats .....	3, 5/9, 5/11
Most stolen bases, game, opponent .....	6, 4/19, 4/20

### INDIVIDUAL BATTING...

Most runs, game .....	3, 11x, Multiple Players
Most hits, game .....	5, Hiura, 5/31 at LYN
Most doubles, game .....	3, Neuhaus, 4/14; Segovia, 6/7
Most triples, game .....	1, 33x, Multiple Players
Most HR, game .....	2, Multiple Players
Most RBIs, game .....	4, 9x, Multiple Players
Most stolen bases, game .....	2, 7x, Multiple Players
Most walks, game .....	3, 8x, Multiple Players
Most strikeouts, game .....	4, 10x, Multiple Players
Longest hitting streak .....	13, Wilson, 6/30-7/14

### RECORD WHEN...

Leading after 5 inn. ....	49-13
Tied after 5 inn. ....	7-5
Trailing after 5 inn. ....	9-55
Leading after 6 inn. ....	48-16
Tied after 6 inn. ....	9-5
Trailing after 6 inn. ....	8-50
Leading after 7 inn. ....	48-12
Tied after 7 inn. ....	10-6
Trailing after 7 inn. ....	7-53
Leading after 8 inn. ....	49-3
Tied after 8 inn. ....	8-8
Trailing after 8 inn. ....	3-54
In Extra Innings .....	10-6
In Doubleheaders .....	6-4
Day .....	16-14

### RECORD WHEN...

Scoring First .....	37-31
Scoring Last .....	33-19
1-Run Games: .....	26-21
Shutouts .....	10-9
Hitting a HR .....	30-27
Scoring 5 or more .....	39-12
Scoring 4 or fewer .....	26-61

### RECORD BY SERIES...

In 5-Game Series .....	2-0
In 4-Game Series ....	6-3-3
In 3-Game Series .....	7-18
Overall Series .....	15-21-3
By Sweeps .....	2-6

### TEAM PITCHING...

Most strikeouts, 9 innings, Mudcats .....	19, 5/31 at LYN
Most strikeouts, Mudcats, extra innings .....	13, 5/17 at DE
Most strikeouts, opponents .....	16, 8/22 at BC
Most strikeouts, opponents, extra inn. ....	13, 4/14 at WS
Most walks, Mudcats .....	12, 8/19, 8/23
Most walks, opponents .....	11, 9/1 vs. BC
Most walks, Mudcats, extra innings .....	6, 4/14 at WS
Most walks, opponents, extra innings .....	9, 7/19 vs. WS
Fewest walks, Mudcats .....	1, Several
Fewest walks, opponents .....	0, 4/26 (GM:1), 4/28, 5/27
Fewest hits allowed, game, Mudcats .....	2, 4/21, 4/26 GM:2
Fewest hits allowed, game, opponents .....	1, 5/26 vs. MB

### INDIVIDUAL PITCHING....

Most strikeouts, game .....	10, Diplan, Webb, Bettinger
Most strikeouts, game, opp .....	12, Weickel, 4/29 at DE
Most walks, game .....	6, Webb, 5/18 at BC
Most innings, game, starter .....	8.0 IP, Roegner, 6/10; Francis, 8/25
Most innings, game, opp starter .....	7.0 IP, Arredondo, DE
Fewest innings, game, starter .....	1.2 IP, Webb, 4/10/18
Most inn., game, 9 inn., reliever .....	7.0 IP, Diaz, 6/1 at WS
Most inn., game, ex. inn, reliever .....	3.0, Brown, 7/22 at LYN
Low-hit CG .....	4, Bettinger 6/16, Taugner 8/12
Most consecutive batters retired, game .....	14, Harber, 7/19 vs. WS

### TEAM MISCELLANEOUS...

Longest winning streak .....	5, 7/2-7/6
Longest losing streak .....	6, 4/26-5/2
Longest game, innings .....	11.0, 3x
Longest game, time, 9 innings .....	3:47, 6/8 vs. WS
Longest game, time, extra innings .....	3:56, 7/19 vs. WS
Shortest game, time, 9 innings .....	2:16, 7/26 vs. MB
Largest margin, victory .....	9, 5/31, 6/7, 8/12
Largest margin, loss .....	17, 7/20 vs. WS
Most left on base, 9 innings .....	13, 4/9, 4/10
Most left on base, extra innings .....	11, 4/14 at WS
Fewest left on base, game .....	1, 5/26 vs. MB
Most errors, game .....	5, 4/20 vs. BC

**WALK-OFF WINS (12)...**

**4/25 vs. MB (Hiura Single):** Keston Hiura broke a 1-1 tie in the ninth with a game winning, bases loaded single to right as the Mudcats defeated the Pelicans 2-1 in walk-off fashion on 4/25.

**5/5 vs. DE (Hiura - WP):** Keston Hiura scored the game-winning run on a wild pitch lost by reliever Locke St. John in the tenth as the Mudcats walked-off the visiting Wood Ducks 4-3 in 10 innings.

**5/23 vs. DE (Neuhaus Single):** Cooper Hummel came through with a game tying RBI single with two outs in the ninth and Tucker Neuhaus delivered a walk-off single with the bases loaded in the tenth as the Mudcats defeated the visiting Wood Ducks 2-1 in ten innings on 5/23.

**5/25 vs. MB (Hiura HR):** Keston Hiura delivered a walk-off, three-run home run in the tenth as the Mudcats defeated the Myrtle Beach Pelicans 4-1 in front of a crowd of 4,268 on 5/25.

**6/7 vs. DE (Aguilar - E6):** Cooper Hummel and Dallas Carroll combined to drive in two, two-out runs in the eighth to tie it at 2-2 and Max McDowell forced in Ryan Aguilar from second in the tenth as the Mudcats rallied back late to defeat the Wood Ducks 3-2 in ten innings on 6/7.

**7/19 vs. WS (McInerney BB):** Pat McInerney came through in the clutch with a bases loaded, walk-off walk with no-outs in the eleventh as the Mudcats defeated the Dash for the second straight game 6-5 in extras on 7/19. The home win gave Carolina a series win over the first place Dash.

**7/24 vs. MB G:1 (Hairston Single):** Devin Hairston hit a walk-off single with the bases loaded in the eighth inning in game one of a doubleheader versus Myrtle Beach on 7/24. Cooper Hummel originally tied the game with a two-out, two-run single to left in the seventh to force extras.

**7/25 vs. MB (McInerney Single):** Pat McInerney delivered the game-winning blow in the last of the ninth as the Mudcats walked-off the Pelicans 6-5 on 7/25. The walk-off win was Carolina's second in three games against the Pelicans and gave them a 2-1 lead in the series.

**8/4 vs. SAL (Henry Double):** Rob Henry went 2-for-2 with an eighth inning walk-off double while leading the Mudcats to a 3-2 win in game one, but the Mudcats struck out 13 times in game two and were shutout game two 3-0 while finishing with a split in a doubleheader on 8/4 versus Salem.

**8/8 vs. LYN (Rodriguez Force):** Cooper Hummel started the ninth with a double and went on to score from third moments later on a chopper to second from Nathan Rodriguez as the Mudcats walked-off for the tenth time this season, 5-4 versus the Hillcats on 8/8 at Five County Stadium.

**8/17 vs. POT (Carroll SF):** Dallas Carroll drove in Weston Wilson with a sacrifice fly in the tenth inning as the Mudcats walked off the Potomac Nationals 5-4 on 8/18 at Five County Stadium.

**8/28 vs. DE (Carroll BB):** Cooper Hummel walked with the bases loaded to bring in the tying run and Dallas Carroll walked with the bases loaded to win it in the ninth as the Mudcats walked off the Wood Ducks 4-3 with two bases loaded walks on Tuesday night at Five County Stadium in Zebulon.

**WALK-OFF LOSSES (8)...**

**4/12 at WS:** Pinch-runner Joel Booker stole home with two-outs and with the bases loaded in the tenth inning as the Dash walked-off 3-2 against the Mudcats on 4/12 in Winston-Salem.

**4/14 at WS:** The Dash defeated the Mudcats 6-5 in the tenth with a walk-off, suicide squeeze bunt from Joel Booker on 4/14 at BB&T Ballpark in Winston-Salem.

**4/27 at DE:** Alex Kowalczyk hit a walk-off single with two outs in the 9th inning, as the Wood Ducks topped the Mudcats 9-8 on 4/27. Down East trailed 8-4 entering the 9th before scoring five in the 9th.

**4/28 at DE:** Weston Wilson homered twice, including a game tying home run with two-outs in the ninth, but Brenden Davis of the Wood Ducks came through with a walk-off single in the bottom of the ninth as Down East defeated Carolina 5-4 on 4/28 at Grainger Stadium.

**5/1 at MB:** Chase Williams walked three in the ninth and gave up a 3-run walk-off hit to Jhonny Pereda as the Pelicans defeated the Mudcats 5-4 on 5/1 in Myrtle Beach.

**5/17 at DE:** The Mudcats were swept in Kinston for the second time this season as Alex Kowalczyk delivered a walk-off single in the 11th inning as the Wood Ducks defeated the Mudcats 6-5 at Grainger Stadium.

**7/21 at LYN:** The Mudcats had a 5-2 lead in the eighth, but the Hillcats rallied for four runs over the final two innings while defeating the Mudcats 6-5 in game one of a three game series in Lynchburg on 7/21.

**8/21 at BC:** Demi Orimoloye hit a two-run home run in the seventh and Trevor Morrison hit a game tying solo shot in the eighth, but the Astros answered back with a walk-off single in the tenth from J.J. Matijevic while defeating the Mudcats 5-4 in ten on 8/21 at Jim Perry Stadium.

# 2018 SEASON SCHEDULE AND RESULTS - FIRST HALF

DATE	G#	OPP	DAY	TIME	DEC	RES	REC	POS	GA	GB	WIN	LOSS	SAVE	ATT
4/5	1	WS	THU	7:00	W	6-5	1-0	1	1.0	-	Diplan, N	Thompson	Olczak	3,714
4/6	2	WS	FRI	7:00	L	6-3	1-1	t1	1.0	-	Flores	Brown	Ruiz	5,086
4/7	3	WS	SAT	PPD	-	-	-	-	-	-	-	-	-	-
4/8	3	WS	SUN	2:00	W	5-2	2-1	1	-	-	Diaz	Cease	Olczak	-
4/8	4	WS	SUN	TBD	W	2-0	3-1	1	1.0	-	Barker	Dopico	Brown	1,690
4/9	5	FRE	MON	7:00	W	5-0	4-1	1	2.0	-	Roegner	Gonzalez	-	490
4/10	6	FRE	TUE	7:00	L	12-1	4-2	1	1	-	Klimek	Webb	-	632
4/11	7	FRE	WED	11:00	W	3-2	5-2	1	1.0	-	Williams	Erwin	-	4,624
4/12	8	at WS	THU	7:00	L	3-2 (10)	5-3	t1	1.0	-	Morrison	Brown	-	5,977
4/13	9	at WS	FRI	7:00	L	8-1	5-4	t2	-	1.0	Cease	Kirby	-	5,160
4/14	10	at WS	SAT	6:00	L	6-5 (10)	5-5	t2	-	2.0	Kubat	Williams	-	5,457
4/15	11	at WS	SUN	2:00	W	6-2	6-5	t2	-	1.0	Webb	Lambert	Diplan, N	1,903
4/16	12	at WIL	MON	6:35	L	5-1	6-6	t2	-	1.0	Castillo	Diplan	-	2,029
4/17	13	at WIL	TUE	6:35	W	7-4	7-6	t2	-	1.0	Supak	Vines	Williams	2,274
4/18	14	at WIL	WED	10:35	W	9-7	8-6	t2	-	1.0	Diaz	Gomez	Williams	5,267
4/19	15	BC	THU	7:00	L	8-4	8-7	t3	-	2.0	LaRue	Diplan, N	-	1,154
4/20	16	BC	FRI	7:00	L	8-2	8-8	t3	-	3.0	Sierra	Webb	Martin	1,807
4/21	17	BC	SAT	5:00	W	3-0	9-8	3	-	2.0	Diplan, M	Alcala	Williams	5,946
4/22	18	BC	SUN	2:00	L	3-1	9-9	3	-	3.0	Balaguer	Beckman	Sierra	2,522
4/23	-	OFF	MON	-	-	-	-	-	-	-	-	-	-	-
4/24	19	MB	TUE	PPD	-	-	-	-	-	-	-	-	-	-
4/25	19	MB	WED	11:00	W	2-1	10-9	t2	-	3.5	Williams	Peyton	-	5,688
4/26	20	MB	THU	5:00	W	8-0	11-9	2	-	2.5	Roegner	Paulino	-	-
4/26	21	MB	THU	TBD	L	8-1	11-10	t2	-	3.0	Miller	Harber	-	842
4/27	22	at DE	FRI	7:00	L	9-8	11-11	3	-	4.0	Beras	Kenilvort	-	2,241
4/28	23	at DE	SAT	6:00	L	5-4	11-12	t3	-	5.0	Shortslef	Williams	-	2,659
4/29	24	at DE	SUN	2:00	L	6-3	11-13	3	-	5.0	Jones	Supak	-	1,840
4/30	-	OFF	MON	-	-	-	-	-	-	-	-	-	-	-
5/1	25	at MB	TUE	7:05	L	5-4	11-14	3	-	5.0	Minch	Williams	-	2,165
5/2	26	at MB	WED	7:05	L	3-0	11-15	t3	-	5.0	Miller	Roegner	-	1,845
5/3	27	at MB	THU	7:05	W	7-0	12-15	4	-	5.0	Brown	Hudson	-	2,882
5/4	28	DE	FRI	7:00	W	9-6	13-15	4	-	5.0	Sanchez	Matuella	Barker	5,464
5/5	29	DE	SAT	5:00	W	4-3 (10)	14-15	t3	-	4.0	Crawford	St. John	-	3,044
5/6	30	DE	SUN	2:00	L	9-3	14-16	4	-	4.0	Torres	Kirby	-	1,462
5/7	31	at BC	MON	7:00	W	5-0	15-16	t2	-	3.0	Roegner	Bailey	Sanchez	429
5/8	32	at BC	TUE	7:00	L	2-0	15-17	3	-	4.0	Adcock	Webb	Scheetz	308
5/9	33	at BC	WED	7:00	L	4-3	15-18	3	-	5.0	Balaguer	Kenilvort	McKee	326
5/10	34	WIL	THU	7:00	W	5-3	16-18	4	-	5.0	Supak	Gomez	Crawford	1,296
5/11	35	WIL	FRI	7:00	L	6-4	16-19	4	-	5.0	Tatum	Diaz	Brickhouse	4,136
5/12	36	WIL	SAT	5:00	W	5-1	17-19	4	-	5.0	Roegner	Hernandez	-	5,048
5/13	37	WIL	SUN	2:00	W	6-3	18-19	4	-	4.0	Harber	Castillo	Crawford	1,696
5/14	-	OFF	MON	-	-	-	-	-	-	-	-	-	-	-
5/15	38	at DE	TUE	7:00	L	2-0	18-20	4	-	5.0	Arredondo	Diplan	Pelham	1,265
5/16	39	at DE	WED	7:00	L	4-2	18-21	4	-	5.0	Fontenot	Brown	Lemoine	1,090
5/17	40	at DE	THU	7:00	L	6-5 (11)	18-22	4	-	5.5	Beras	Crawford	-	1,502
5/18	41	at BC	FRI	7:00	W	6-4	19-22	3	-	4.5	Webb	Valdez	Barker	332
5/19	42	at BC	SAT	6:00	W	6-3	20-22	4	-	4.0	Roegner	Adcock	-	417
5/20	43	at BC	SUN	2:00	W	9-1	21-22	3	-	4.0	Kenilvort	Bailey	-	363
5/21	44	DE	MON	7:00	W	4-2	22-22	4	-	3.0	Diplan	Martinez	Barker	821
5/22	45	DE	TUE	7:00	L	4-2	22-23	4	-	4.0	Arredondo	Kirby	Pelham	964
5/23	46	DE	WED	11:00	W	2-1	23-23	4	-	3.0	Barker	Lemoine	-	3,274
5/24	47	DE	THU	7:00	W	11-3	24-23	3	-	2.0	Roegner	Matuella	-	1,560
5/25	48	MB	FRI	7:00	W	4-1	25-23	3	-	2.0	Barker	Minch	-	4,268
5/26	49	MB	SAT	5:00	L	1-0	24-24	3	-	2.5	Thompson	Harber	Peyton	3,138
5/27	50	MB	SUN	6:00	L	6-3	25-25	4	-	4.0	Miller	Diaz	Short	5,259
5/28	51	MB	MON	12:00	PPD	-	-	-	-	-	-	-	-	-
5/29	51	at LYN	TUE	6:30	W	7-0	26-25	3	-	3.0	Webb	Hentges	-	1,340
5/30	52	at LYN	WED	6:30	L	7-5	26-26	4	-	4.0	Tati	Roegner	Karinchak	1,214
5/31	53	at LYN	THU	6:30	W	9-0	27-26	3	-	3.0	Diplan	Tully	-	1,552

DATE	G#	OPP	DAY	TIME	DEC	RES	REC	POS	GA	GB	WIN	LOSS	SAVE	ATT
6/1	54	at WS	FRI	7:00	Susp	-	-	-	-	-	-	-	-	-
6/2	54	at WS	SAT	5:00	L	2-1	27-27	4	-	3.5	Kubat	Diaz	Thompson	6,124
6/2	55	at WS	SAT	TBD	L	11-3	27-28	4	-	4.0	Banks	Kirby	-	5,375
6/3	56	at WS	SUN	2:00	L	5-1	27-29	t4	-	5.0	Cease	Webb	-	3,143
6/4	-	OFF	MON	-	-	-	-	-	-	-	-	-	-	-
6/5	57	DE	TUE	7:00	L	6-4	27-30	5	-	5.5	Gose	Roegner	Pelham	1,344
6/6	58	DE	WED	7:00	W	3-2(10)	28-30	5	-	4.5	Barker	Lemoine	-	1,253
6/7	59	DE	THU	7:00	W	13-4	29-30	5	-	3.5	Kirby	Torres	-	2,364
6/8	60	WS	FRI	7:00	L	7-4	29-31	5	-	4.5	Banks	Webb	Foster	3,836
6/9	61	WS	SAT	5:00	L	10-4	29-32	5	-	5.5	Cease	Diaz	Dopico	3,791
6/10	62	WS	SUN	2:00	L	2-1	29-33	5	-	6.5	Thompson	Barker	Foster	2,288
6/11	63	at BC	MON	6:00	PPD	-	-	-	-	-	-	-	-	-
6/12	63	at BC	TUE	2:00	W	9-4	30-33	5	-	6.0	Diplan, M	Adcock	-	-
6/12	64	at BC	TUE	TBD	L	2-1	30-34	5	-	7.0	Bailey	Harber	Blanco	331
6/13	65	at BC	WED	6:00	L	2-1	30-35	5	-	8.5	Javier	Williams	McKee	313
6/14	66	at MB	THU	7:05	W	4-1	31-35	5	-	8.5	Brown	Peyton	Barker	3,935
6/15	67	at MB	FRI	7:05	W	4-2	32-35	5	-	8.5	Diaz	Miller	Diplan	1,878
6/16	68	at MB	SAT	4:05	W	2-1	33-35	5	-	8.0	Kenilvort	Romero	Barker	-
6/16	69	at MB	SAT	TBD	L	2-0	33-36	5	-	8.0	Bloomquist	Bettinger	Peyton	2,431
6/17	70	at MB	SUN	6:05	W	3-2	34-36	t4	-	7.0	Harber	Hudson	Barker	4,153

# 2018 SEASON SCHEDULE AND RESULTS - SECOND HALF

DATE	G#	OPP	DAY	TIME	DEC	RES	REC	POS	GA	GB	WIN	LOSS	SAVE	ATT
6/21	71	at BC	THU	7:00	L	7-1	0-1	t2	-	1.0	Javier	Williams	Perez	390
6/22	72	at BC	FRI	7:00	W	7-2	1-1	-	-	1.0	Webb	Diplan	-	455
6/23	73	BC	SAT	5:00	L	7-3	1-2	3	-	2.0	Saldana	Diaz	-	4,044
6/24	74	BC	SUN	2:00	W	4-3	2-2	t2	-	1.0	Roegner	Bailey	Barker	1,144
6/25	-	OFF	MON	-	-	-	-	-	-	-	-	-	-	-
6/26	75	at SAL	TUE	7:05	W	5-4	3-2	2nd	-	0.5	Harber	Thompson	Barker	1,512
6/27	76	at SAL	WED	7:05	W	4-1	4-2	2	-	0.5	Webb	Houck	Brown	1,806
6/28	77	at SAL	THU	7:05	W	8-3	5-2	2	-	0.5	Bettinger	Hernandez	Diplan, N	3,357
6/29	78	at SAL	FRI	7:05	L	5-3	5-3	3	-	1.5	Oliver	Barker	Cosart	3,789
6/30	79	at BC	SAT	5:00	L	7-3	5-4	3	-	2.5	Blanco	Roegner	-	469
7/1	80	at BC	SUN	2:00	L	3-1	5-5	3	-	3.5	Adcock	Harber	-	248
7/2	81	BC	MON	7:00	W	3-2	6-5	3	-	2.5	Diplan, N	Javier	Barker	952
7/3	82	BC	TUE	7:00	W	4-2	7-5	3	-	1.5	Brown	Ivey	Barker	5,678
7/4	83	FRE	WED	7:00	W	5-3	8-5	3	-	1.5	Diaz	Dietz	Kenilvort	6,478
7/5	84	FRE	THU	7:00	W	8-2	9-5	3	-	1.5	Roegner	Humpal	-	1,028
7/6	85	FRE	FRI	7:00	W	4-3	10-5	3	-	1.5	Kirby	Klimek	Barker	1,642
7/7	86	FRE	SAT	5:00	L	4-1	10-6	3	-	1.5	Alvarado	Webb	Erwin	2,028
7/8	87	FRE	SUN	2:00	W	6-1	10-7	3	-	1.5	Harber	Wells	-	1,099
7/9	88	at MB	MON	7:05	W	3-1	12-6	3	-	1.0	Diaz	Lange	Barker	3,061
7/10	89	at MB	TUE	7:05	L	11-3	12-7	3	-	1.0	Uelmen	Roegner	-	4,003
7/11	90	at MB	WED	7:05	L	6-3	12-8	3	-	1.5	Lacy	Kirby	Paulino	3,124
7/12	91	at MB	THU	7:05	PPD	-	-	-	-	-	-	-	-	-
7/13	91	LYN	FRI	7:00	L	9-7	12-9	3	-	2.5	Robinson	Webb	Siri	4,612
7/14	92	LYN	SAT	5:00	W	3-2	13-9	3	-	2.0	Diplan, N	Krauth	Barker	3,309
7/15	93	LYN	SUN	2:00	L	6-5	13-10	3	-	2.5	Strode	Barker	Karinchak	1,874
7/16	94	LYN	MON	7:00	L	7-5	13-11	3	-	3.5	Kenilvort	Linares	Siri	1,066
7/17	-	OFF	TUE	-	-	-	-	-	-	-	-	-	-	-
7/18	95	WS	WED	7:00	W	5-3	14-11	3	-	2.5	Brown	Hasler	Barker	1,386
7/19	96	WS	THU	7:00	W	6-5 (11)	15-11	3	-	1.5	Diplan, N	Dopico	-	1,922
7/20	97	WS	FRI	7:00	L	17-0	15-12	3	-	2.5	Kubat	Diaz	-	3,783
7/21	98	at LYN	SAT	6:00	L	6-5	15-13	3	-	3.5	Karinchak	Diplan, N	-	3,062
7/22	99	at LYN	SUN	5:00	W	6-5 (10)	16-13	3	-	3.5	Brown	Siri	Barker	1,276
7/23	100	at LYN	MON	Susp.	-	-	-	-	-	-	-	-	-	-
7/24	101	MB	TUE	4:30	W	5-4 (8)	17-13	3	-	-	Barker	Peyton	-	-
7/24	102	MB	TUE	7:00	L	2-0	17-14	3	-	3.5	Leal	Harber	Paulino	3,712
7/25	103	MB	WED	11:00	W	6-5	18-14	3	-	2.5	Kenilvort	Bloomquist	-	3,076
7/26	104	MB	THU	7:00	W	1-0	19-14	3	-	1.5	Roegner	Rondon	Barker	1,776
7/27	105	at POT	FRE	7:05	L	8-6	19-15	3	-	2.5	Fuentes	Diplan, N	-	3,434
7/28	106	at POT	SAT	6:35	L	10-3	19-16	2	-	2.5	Braymer	Webb	-	6,812
7/29	107	at POT	SUN	1:05	L	10-1	19-17	3	-	2.5	Johnston	Bettinger	-	4,123
7/30	-	OFF	MON	-	-	-	-	-	-	-	-	-	-	-
7/31	108	at WS	TUE	7:00	L	3-1 (5)	19-18	3	-	3.5	Kubat	Diaz	-	3,409
8/1	-	at WS	THU	CANC.	-	-	-	-	-	-	-	-	-	-
8/2	-	at WS	THU	CANC.	-	-	-	-	-	-	-	-	-	-
8/3	109	SAL	FRI	PPD	-	-	-	-	-	-	-	-	-	-
8/4	109	SAL	SAT	3:30	W	3-2 (8)	20-18	3	-	-	Barker	Smith	-	4,209
8/4	110	SAL	SAT	TBD	L	3-0	20-19	3	-	4.5	Gonzalez	Ortega	-	-
8/5	111	SAL	SUN	2:00	L	7-5	20-20	3	-	4.5	Reyes	Williams, D	-	1,934
8/6	112	LYN	MON	7:00	L	3-2	20-21	3	-	5.5	Sandlin	Beckman	-	1,112
8/7	100	LYN	TUE	5:30	L	7-6 (11)	20-22	3	-	-	Miniard	Barker	-	607
8/7	113	LYN	TUE	7:00	L	4-3	20-23	3	-	7.0	Jimenez	Bettinger	Siri	1,987
8/8	114	LYN	WED	7:00	W	5-4	21-23	3	-	6.5	Beckman	Linares	-	856
8/9	-	OFF	THU	-	-	-	-	-	-	-	-	-	-	-
8/10	115	at SAL	FRI	7:05	L	11-2	21-24	3	-	7.5	McAvoy	Ortega	Martinez	4,738
8/11	116	at SAL	SAT	6:05	W	4-3	22-24	3	-	7.5	Kirby	Reyes	Barker	6,851
8/12	117	at SAL	SUN	4:05	W	9-0 (7)	23-24	3	-	7.5	Taugner	Thompson	-	1,250
8/13	118	at SAL	MON	7:05	L	7-4	23-25	3	-	8.0	Crawford	Bettinger	Feltman	2,031
8/14	119	at DE	TUE	7:00	L	8-0	23-26	3	-	8.0	Palumbo	Francis	Thomas	1,320
8/15	120	at DE	WED	7:00	L	6-2	23-27	3	-	8.0	Martinez	Ortega	-	1,145

DATE	G#	OPP	DAY	TIME	DEC	RES	REC	POS	GA	GB	WIN	LOSS	SAVE	ATT
8/16	121	at DE	THU	7:00	W	2-1	24-27	3	-	8.0	Diaz	Mendez	Barker	1,721
8/17	122	POT	FRI	7:00	W	5-4 (10)	25-27	3	-	7.0	Brown	Fuentes	-	4,202
8/18	123	POT	SAT	5:00	L	3-2	25-28	2	-	8.0	Howard	Benoit	Condra-Bogan	4,330
8/19	124	POT	SUN	2:00	W	4-2	25-29	3	-	9.5	Crownover	Francis	Braymer	3,222
8/20	-	OFF	MON	-	-	-	-	-	-	-	-	-	-	-
8/21	125	at BC	TUE	7:00	L	5-4 (10)	25-30	3	-	9.5	McKee	Brown	-	317
8/22	126	at BC	WED	7:00	L	12-7	25-31	3	-	10.5	Paredes	Taugner	-	369
8/23	127	BC	THU	7:00	L	9-1	25-32	2	-	11.0	LaRue	Beckman	-	6,295
8/24	128	at FRE	FRI	7:00	L	2-1	25-33	3	-	12.0	Wells	Bettinger	Trowbridge	5,664
8/25	129	at FRE	SAT	6:00	W	5-1	26-33	3	-	12.0	Francis	Bauman	-	8,735
8/26	130	at FRE	SUN	2:00	L	6-4	26-34	3	-	12.0	Dietz	Ortega	Klimek	5,717
8/27	131	DE	MON	7:00	W	3-2	27-34	3	-	11.0	Taugner	Mendez	Barker	898
8/28	132	DE	TUE	7:00	W	4-3	28-34	3	-	11.0	Brown	Eibner	-	688
8/29	133	DE	WED	7:00	W	10-9	29-34	3	-	10.0	Kenilvort	Torres	Barker	949
8/30	134	DE	THU	7:00	W	10-4	30-34	3	-	10.0	Francis	Topa	-	1,002
8/31	135	BC	FRI	7:00	L	14-1	30-35	3	-	11.0	Hernandez	Ortega	-	4,502
9/1	136	BC	SAT	6:00	W	7-5	31-35	3	-	11.0	Taugner	McKee	-	3,826
9/2	137	at BC	SUN	2:00	L	2-1	31-36	3	-	11.0	Ivey	Diaz	-	293
9/3	138	at BC	MON	11:00	L	6-3	31-37	3	-	12.0	LaRue	Bettinger	Sanabria	459

**JOE AYRAULT**

MANAGER



**2019  
FIELD STAFF**



# JOE AYRAULT

# MANAGER

**Full Name:** Joseph Allen Ayrault  
**Born:** October 8, 1971 in Rochester, MI  
**High School:** Sarasota High School (Sarasota, FL)  
**Mudcats Managerial Debut:** April 7, 2017



## MANAGING CAREER...

- Entering third consecutive season as Manager of the Carolina Mudcats
- Entering eighth consecutive and eighth overall season as Manager of Milwaukee's Class-A Advanced affiliate.
- Managed the Florida State League's Brevard County Manatees (Milwaukee's previous Class-A Advanced affiliate) and compiled a 297-379 (.439) record between 2012 and 2016.
- Began managerial career in 2007 in the Cincinnati Reds organization where he led the Sarasota Reds to the Florida State League playoffs and an 81-59 record.
- Managed in the Reds' system from 2007 through 2009 before joining the Brewers in 2010 as skipper of the Helena Brewers, Milwaukee's Rookie Level and Pioneer League affiliate.
- Earned Pioneer League Co-Manager of the Year honors in 2010 while leading Helena to a 41-34 record and the Pioneer League championship in his first season at the helm.
- Served as a coach with the GCL Rangers in 2001, Savannah Sand Gnats in 2002, Stockton Ports in 2003, GCL Reds in 2004, and Sarasota Reds in 2005 and 2006.

## YEAR-BY-YEAR MINOR LEAGUE MANAGERIAL RECORD...

YEAR	TEAM	LEAGUE	LVL	ORG	W	L	PCT	FINISH	PLAYOFFS
2007	Sarasota Reds	Florida State League	A+	CIN	81	59	.579	3rd	Lost in 1st Round
2008	Sarasota Reds	Florida State League	A+	CIN	60	78	.435	10th	-
2009	Sarasota Reds	Florida State League	A+	CIN	54	83	.394	12th	-
2010	Helena Brewers	Pioneer League	RK	MIL	41	34	.547	3rd	League Champs
2011	Helena Brewers	Pioneer League	RK	MIL	30	46	.395	7th	-
2012	Brevard County Manatees	Florida State League	A+	MIL	63	72	.467	8th	-
2013	Brevard County Manatees	Florida State League	A+	MIL	66	68	.493	7th	-
2014	Brevard County Manatees	Florida State League	A+	MIL	73	62	.541	6th	-
2015	Brevard County Manatees	Florida State League	A+	MIL	55	80	.407	12th	-
2016	Brevard County Manatees	Florida State League	A+	MIL	40	97	.292	12th	-
2017	Carolina Mudcats	Carolina League	A+	MIL	73	65	.529	3rd	-
2018	Carolina Mudcats	Carolina League	A+	MIL	65	73	.471	3rd	-
<b>TOTALS:</b>					<b>701</b>	<b>817</b>	<b>.462</b>		

## PLAYING CAREER NOTES...

**Draft:** Drafted by Atlanta in the 5th round of the 1990 MLB Draft.

**Position:** C | **MLB:** 1 Season | **MiLB:** 8 Seasons | **All Levels:** 8 Seasons

**MLB Debut:** September 1, 1996 vs. CHC: 0 AB, 0 H, 0 HR, 0 RBI, 0 SB

**Last Game:** September 29, 1996 vs. MON: 1 AB, 0 H, 0 HR, 0 RBI, 0 SB


## PLAYING CAREER STATISTICS...

YEAR	AGE	TEAM	LG	AFF	AVG	OBP	SLG	OPS	G	AB	R	H	2B	3B	HR	RBI	SB	CS	BB	SO	TB
1990	18	Braves	GCL	ATL	.276	.351	.345	.695	30	87	8	24	2	2	0	12	1	0	9	15	30
1991	19	Pulaski	APP	ATL	.257	.302	.361	.664	55	202	22	52	12	0	3	27	0	0	13	49	73
1992	20	Macon	SAL	ATL	.259	.322	.360	.682	90	297	24	77	12	0	6	24	1	1	24	68	107
1993	21	Durham	CAR	ATL	.254	.305	.354	.659	119	390	45	99	21	0	6	52	1	4	23	103	138
1994	22	Greenville	SOU	ATL	.229	.279	.349	.628	107	350	38	80	24	0	6	40	2	2	19	74	122
1995	23	Greenville	SOU	ATL	.245	.280	.381	.661	89	302	27	74	20	0	7	42	2	4	13	70	115
1996	24	Atlanta	NL	ATL	.200	.333	.200	.533	7	5	0	1	0	0	0	0	0	0	0	1	1
1996	24	Richmond	IL	ATL	.229	.291	.325	.616	98	314	23	72	15	0	5	34	1	1	26	57	102
1997	25	Richmond	IL	ATL	.286	.333	.482	.815	18	56	11	16	2	0	3	5	0	0	4	17	27
1997	25	Greenville	SOU	ATL	.242	.350	.485	.835	13	33	6	8	2	0	2	4	0	0	6	8	16
<b>Minors (8 seasons)</b>					<b>.247</b>	<b>.301</b>	<b>.359</b>	<b>.660</b>	<b>619</b>	<b>2031</b>	<b>204</b>	<b>502</b>	<b>110</b>	<b>2</b>	<b>38</b>	<b>240</b>	<b>8</b>	<b>12</b>	<b>137</b>	<b>461</b>	<b>730</b>
<b>Majors (1 season)</b>					<b>.200</b>	<b>.333</b>	<b>.200</b>	<b>.533</b>	<b>7</b>	<b>5</b>	<b>0</b>	<b>1</b>	<b>0</b>	<b>0</b>	<b>0</b>	<b>0</b>	<b>0</b>	<b>0</b>	<b>0</b>	<b>1</b>	<b>1</b>



## CAMERON CASTRO PITCHING COACH

**Born:** August 22, 1990 in Lorain, Ohio  
**College:** Lake Erie College (Painesville, Ohio)  
**High School:** Lorain Southview (Lorain, Ohio)



### COACHING CAREER...

- Entering first season as Pitching Coach of the Mudcats.
- Entering first season as a Pitching Coach in the Milwaukee organization.
- Was previously Head Coach of Lake Erie College Storm from 2016 through 2018.
- Led Storm to 28-65-1 overall record and 18-41 in Great Lakes Intercollegiate Athletic Conference games from 2016 through 2018.
- 2016-18: Head Coach - Lake Erie College Storm, NCAA Division-II
- 2016: Assistant Coach - Augustana University, NCAA Division-II
- 2015-16: Trainer - Driveline Baseball, Seattle WA
- 2012-15: Assistant Coach - The Defiance College, Defiance OH
- 2014: Bullpen/First Base Coach - Lakeshore Chinooks, Northwoods League
- 2012: JV Head Coach - Notre Dame Cathedral Latin (OH) High School
- 2011: Assistant Coach - Ontario Blue Jays, National Amateur Baseball Federation
- Originally played for Lake Erie from 2008 through 2011.



## BOBBY BELL

## HITTING COACH

Full Name: Robert "Bobby" Lawrence Bell

Born: September 16, 1963 in Lafayette, IN

College: Colorado Mesa University (Grand Junction, CO)

High School: Jefferson High School (Lafayette, IN)

Mudcats Hitting Coach Debut: April 5, 2018



### COACHING CAREER...

- Entering second consecutive season as Hitting Coach of the Mudcats.
- Entering second consecutive season as a Hitting Coach in the Milwaukee organization.
- Previously worked as a private hitting instructor before joining the Mudcats.
- Spent five seasons as a hitting coach in the Miami Marlins organization from 2009 through 2013.
- 2011-13: Hitting Coach, GCL Marlins, Gulf Coast League
- 2010: Hitting Coach, Jupiter Hammerheads, Florida State League
- 2009: Hitting Coach, Greensboro Grasshoppers, South Atlantic League
- 2008: Coach, Evansville Otters, Frontier League
- 2006: Hitting Coach, Schaumburg Flyers, Northern League
- 2004-05: Joliet Jackhammers, Northern League

YR	TEAM	AFF	LG	LVL	AVG	OBP	SLG	H	R	BB	HR	RBI
2009	Greensboro Grasshoppers	FLA	SAL	A	.258	.329	.399	1206	662	420	117	513
2010	Jupiter Hammerheads	FLA	FSL	A+	.229	.294	.325	1030	465	348	51	426
2011	GCL Marlins	FLA	GCL	RK	.272	.354	.364	488	291	197	15	239
2012	GCL Marlins	MIA	GCL	RK	.247	.327	.343	470	238	238	21	198
2013	GCL Marlins	MIA	GCL	RK	.213	.301	.300	387	182	179	20	157

### PLAYING CAREER NOTES...

**Draft:** Signed as a non-drafted free agent with the California Angels in 1986.

**Position:** C/3B | **MLB:** 3 Seasons

### PLAYING CAREER STATISTICS...

YEAR	AGE	TEAM	LG	AFF	AVG	OBP	SLG	OPS	G	AB	R	H	2B	3B	HR	RBI	SB	CS	BB	SO
1986	22	Quad Cities	MID	CAL	.234	.282	.286	.568	25	77	12	18	4	0	0	3	0	0	3	24
1986	22	Palm Springs	CAL	CAL	.153	.269	.260	.529	47	131	15	20	6	4	0	12	0	0	18	34
1987	23	Palm Springs	CAL	CAL	.153	.250	.212	.462	31	85	9	13	5	0	0	5	0	0	11	21
1988	24	Quad Cities	MID	CAL	.136	.375	.136	.511	9	22	4	3	0	0	0	2	2	0	9	6
1988	24	Palm Springs	CAL	CAL	.000	.167	.000	.167	6	14	0	0	0	0	0	1	0	0	3	5
All Levels (3 Seasons)					.164	.271	.234	.505	118	329	40	54	15	4	0	23	2	0	44	90

**FIDEL PEÑA****COACH****Full name:** Fidel Ernesto Pena**Born:** July 19, 1991 in Santo Domingo, Dominican Republic**Mudcats Coaching Debut:** April 2019, 1st season**CAREER...**

- Entering first season as Coach of the Mudcats.
- Entering third season as a Coach in the Milwaukee organization.
- Previously spent the last two seasons as a Coach with the Wisconsin Timber Rattlers.
- Former catcher, infield and outfielder; last played in Brewers system in 2016 (Brevard County Manatees, FSL).
- Originally signed as a non-drafted free agent with the Arizona Diamondbacks in 2009.
- Played seven seasons in the Arizona system before signing as a free agent with Milwaukee in 2016.

**PLAYING CAREER STATISTICS...**

YEAR	AGE	TEAM	LG	AFF	AVG	OBP	SLG	OPS	G	AB	R	H	2B	3B	HR	RBI	SB	CS	BB	SO
2009	17	Diamondbacks	DSL	ARI	.267	.356	.332	.688	51	202	38	54	6	2	1	26	5	3	26	33
2010	18	Missoula	PIO	ARI	.272	.336	.359	.696	33	103	12	28	2	2	1	16	1	2	9	15
2011	19	Missoula	PIO	ARI	.308	.369	.463	.822	61	240	35	74	10	6	5	34	12	2	16	50
2012	20	South Bend	MID	ARI	.261	.334	.345	.679	72	264	33	69	14	1	2	24	9	3	23	57
2013	21	South Bend	MID	ARI	.256	.296	.394	.690	129	540	73	138	33	6	10	75	18	7	29	93
2014	22	Visalia	CAL	ARI	.236	.271	.356	.627	64	233	36	55	5	1	7	27	10	2	10	39
2014	22	South Bend	MID	ARI	.260	.290	.396	.686	43	154	19	40	5	5	2	20	2	5	7	24
2015	23	Visalia	CAL	ARI	.275	.324	.404	.728	93	342	49	94	21	7	3	21	13	6	23	79
2016	24	Brevard County	FSL	MIL	.247	.291	.322	.614	88	304	31	75	7	2	4	32	3	6	19	67
<b>All Levels (8 Seasons)</b>					<b>.263</b>	<b>.315</b>	<b>.377</b>	<b>.692</b>	<b>634</b>	<b>2382</b>	<b>326</b>	<b>627</b>	<b>103</b>	<b>32</b>	<b>35</b>	<b>275</b>	<b>73</b>	<b>36</b>	<b>162</b>	<b>457</b>

**MATT DEAL** **ATHLETIC TRAINER**

Matt Deal is in his first year with the Mudcats and his fifth as a team athletic trainer in the Brewers system. Deal comes to Carolina after working the last two seasons with the Rookie Level Helena Brewers of the Pioneer League. A native of McFarland, WI, Deal graduated from Marquette University with a degree in Athletic Training in 2015. He was first hired by the Brewers in 2015 and spent his first season in the organization with the Dominican Summer League Brewers before joining the Arizona League Brewers in 2016.

**JONAH MERGEN** **STRENGTH & CONDITIONING SPECIALIST**

Jonah Mergen begins his third straight year with the Mudcats and ninth season in the Milwaukee organization, all of which with the club's Class-A Advanced club. A native of McFarland, WI, Mergen has also worked with the Greenville Astros and in the strength and conditioning departments at NC State University, UW-La Crosse and the National Strength and Conditioning Association World Headquarters. He first graduated from St. Ambrose University with a dual degree in exercise science and Spanish in 2007, before receiving his master's from the University of Wisconsin-La Crosse in human performance in 2009.

This image shows a single sheet of white paper with horizontal blue or grey ruling lines. The lines are evenly spaced and run across the width of the page. There are no margins, text, or other markings on the paper.

# WESTON WILSON

2018 CAROLINA LEAGUE PLAYER OF THE MONTH - JULY

2018 MILWAUKEE MILB PLAYER OF THE MONTH - JULY

2018 WILLIE DUKE AWARD RECIPIENT - MUDCATS MVP



**2019**  
**CAROLINA MUDCATS**



## RYAN AGUILAR

**INF/OF**
**Bats: Left | Throws: Left**
**Height: 6'2" | Weight: 168 lbs**
**Born: September 11, 1994 in Yorba Linda, CA**
**Acquired: Selected in the 31st round of the 2016 Draft.**
**College: University of Arizona (Tucson, AZ)**
**High School: Esperanza HS (Anaheim, CA)**

YEAR	TEAM	AVG	OBP	SLG	OPS	G	AB	R	H	2B	3B	HR	RBI	BB	SO	SB	CS
2016	Helena	.248	.370	.366	.735	40	145	30	36	11	0	2	14	28	37	6	2
2016	AZL Brewers	.278	.364	.333	.697	5	18	4	5	1	0	0	2	3	1	3	0
2017	Wisconsin	.206	.305	.269	.574	105	350	42	72	8	4	2	23	49	96	7	2
2018	Carolina	.223	.324	.370	.694	126	430	51	96	21	9	8	56	64	138	5	1
		.222	.325	.331	.656	276	943	127	209	41	13	12	95	144	272	21	5

**2018 CAR:** Was Carolina League Player of the Week (4/16-4/22) after leading CL in OPS (1.400), OBP (.667) & AVG (.533).

**2018 CAR:** Went 2-for-5 with a grand slam on 4/27/18 at DE (1 R, 1 HR, 4 RBI, 2 SO).

**2018 CAR:** Led the Mudcats and was tied for Carolina League lead in triples (9).

**2018 CAR:** Finished 2nd in Carolina League in strikeouts (138) and 3rd in the base on balls (64).

**2018 CAR:** Totaled season high hitting streak of nine straight games between 7/8-7/18.

**2018 CAR:** Hit .294/.424/.451 with .875 OPS over 17 games in April (15 H, 4 R, 3 2B, 1 3B, 1 HR, 13 RBI).

**2017 WIS:** vs. LHP: .310/.417/.356, 27 H, 10 R, 2 2B, 0 HR, 6 RBI, 16 BB, 22 SO

**2016 AZL/HEL (Combined):** .252/.369/.362, 45 G, 34 R, 41 H, 12 2B, 2 HR, 16 RBI, 31 BB, 38 SO

**2016 Univ. of Arizona:** .307/.381/.491, 72 G, 52 R, 87 H, 22 2B, 3 3B, 8 HR, 56 RBI, 12 SB, 34 BB, 48 SO

**2016 Awards:** CWS All-Tournament Team (1B), Pacific 12 Conference All-Conference Team (1B)

**2015 Univ. of Arizona:** .190/.340/.238, 26 G, 6 R, 8 H, 2 2B, 2 RBI, 3 SB, 8 BB, 10 SO

**2014 Santa Ana JuCo:** .353/.464/.473, 40 G, 42 R, 53 H, 11 2B, 2 3B, 1 HR, 32 RBI, 17 SB, 26 BB, 10 SO

**2013 Santa Ana JuCo:** .338/.402/.377, 35 G, 20 R, 51 H, 4 2B, 1 3B, 32 RBI, 5 BB, 13 SO

### SINGLE GAME CAREER HIGHS

**H:** 4 (7/29/16, 5/10/17) | **RBI:** 4 (4/27/18 at DE) | **BB:** 3 (7/25/18, 9/1/18)

**R:** 3 (Multiple) | **HR:** 1 (Multiple) | **SO:** 4 (6/28/17, 7/16/17, 6/30/18)



## CLAYTON ANDREWS

**LHP**
**Bats: Left | Throws: Left**
**Height: 5'6" | Weight: 160 lbs**
**Born: January 4, 1997 in Petaluma, CA**
**Acquired: Selected in the 17th round of the 2018 Draft.**
**College: Cabrillo College (Aptos, CA), Long Beach State**
**High School: Maria Carrillo High School (Santa Rosa, CA)**

YEAR	TEAM	W	L	SV	ERA	G	GS	GF	CG	SHO	IP	H	R	ER	HR	BB	SO	HBP	WHIP	BB/9	K/9
2018	Helena	0	0	0	6.00	5	0	3	0	0	6.0	9	4	4	0	2	12	0	1.83	3.0	18.0
2018	Wisconsin	6	1	0	1.33	14	0	5	0	0	27.0	14	6	4	3	5	42	3	0.70	1.7	14.0
		6	1	0	2.18	19	0	8	0	0	33.0	23	10	8	3	7	54	3	0.91	1.9	14.7

Enters 2019 season rated as No. 25 prospect in Brewers organization according to FanGraphs.com.

**2018 WIS:** Went 3-0 in July with 1.86 ERA & 17 SO over 9.2 IP after transfer to Wisconsin on 7/11/18.

**2018 WIS:** Totaled 31 SO and held right-handed batters to .161 average (10-for-62).

**2018 WIS:** Set career high with 6 SO over 2.2 IP (0 H, 0 ER, 1 BB) on 7/31/18 vs. Kane County.

**2018 HEL:** Totaled 3 SO in 1.0 inning (3 AB, 3 TBF) in professional debut on 6/20/18 at Missoula.

**2018 Long Beach:** 7-7, 1.99 ERA, 15 G, 15 GS, 1 CG, 99.2 IP, 78 H, 27 R, 22 ER, 4 HR, 17 BB, 118 SO, 0.95 WHIP

**2017 Cabrillo College:** 2-1-9, 0.91 ERA, 21 G, 0 GS, 39.2 IP, 21 H, 6 R, 4 ER, 2 BB, 69 SO, 0.58 WHIP

**2016 Cabrillo College:** 2-2-6, 4.19 ERA, 15 G, 0 GS, 19.0 IP, 16 H, 9 R, 9 ER, 8 BB, 37 SO, 1.24 WHIP

**2016 Cabrillo College:** Named 2016 Coast-Pacific Conference Player of the Year (.410 AVG, .461 OBP, 41 R, 17 SB)

**2016 Cabrillo College:** Was a 2016 ABCA/Rawlings Gold Glove winner as an outfielder.

**High School:** Named the 2015 All-Empire Large-School Player of the Year by the *Santa Rosa Press Democrat*; also 2015 North Bay League Player of the Year.

Originally selected by the Los Angeles Dodgers in the 40th round of the 2017 Draft.

### SINGLE GAME CAREER HIGHS

**IP:** 3.2 (9/2/18 at KC) | **R:** 2 (Multiple) | **BB:** 1 (Multiple)

**H:** 4 (6/25/18 at MIS) | **ER:** 2 (Multiple) | **SO:** 6 (7/31/18, 9/2/18)

**AARON ASHBY****LHP**

Bats: Right | Throws: Left

Height: 6'1" | Weight: 170 lbs

Born: May 24, 1998 in Kansas City, MO

Acquired: Selected in the 4th round of the 2018 Draft

College: Crowder College (Neosho, MO)

High School: Park Hill (Kansas City, MO)

YEAR	TEAM	W	L	SV	ERA	G	GS	GF	CG	SHO	IP	H	R	ER	HR	BB	SO	HBP	WHIP	BB/9	K/9
2018	Helena	1	2	1	6.20	6	3	1	0	0	20.1	18	15	14	3	8	19	2	1.28	3.5	8.4
2018	Wisconsin	1	1	0	2.17	7	7	0	0	0	37.1	40	9	9	1	9	47	0	1.31	2.2	11.3
		<b>2</b>	<b>3</b>	<b>1</b>	<b>3.59</b>	<b>13</b>	<b>10</b>	<b>1</b>	<b>0</b>	<b>0</b>	<b>57.2</b>	<b>58</b>	<b>24</b>	<b>23</b>	<b>4</b>	<b>17</b>	<b>66</b>	<b>2</b>	<b>1.30</b>	<b>2.7</b>	<b>10.3</b>

Enters 2019 season rated as No. 9 prospect in Brewers organization according to MLBpipeline.com.

Enters 2019 season rated as No. 16 prospect in Brewers organization according to Baseball America.

Enters 2019 season rated as No. 9 prospect in Brewers organization according to FanGraphs.com.

**2018 WIS:** Set career high 12 SO over 6.0 IP on 8/24/18 at Clinton (6.0 IP, 5 H, 1 ER, 1 BB, 12 SO).**2018 WIS:** Totaled 22 SO in back-to-back starts on 8/19/18 and 8/24/18 (12.0 IP, 9 H, 2 R, 3 BB, 22 SO).**2018 WIS:** Totaled 41 SO over 31.1 IP in August 2018; 2nd most strikeouts among Midwest League pitchers in August.**2018 HEL:** Went 0-1-1 with 13.50 ERA over 3 G in relief (6.2 IP, 10 H, 10 R, 10 ER, 2 BB, 9 SO)**2018 HEL:** Went 1-1 with 2.63 ERA over 3 G, 3 GS as a starter (13.2 IP, 8 H, 5 R, 4 ER, 6 BB, 10 SO).**2018 HEL:** Named Pioneer League Pitcher of the Week on 7/22/18 (7/16-7/22, 1 GS, 7.0 IP, 2 H, 0 R, 1 BB, 4 SO).**2018 Crowder College:** 11-2-1, 2.29 ERA, 15 G, 13 GS, 74.2 IP, 45 H, 26 R, 19 ER, 43 BB, 156 SO, 1.18 WHIP**2017 Crowder College:** 7-0-5, 4.09 ERA, 18 G, 11 GS, 66.0 IP, 46 H, 33 R, 30 ER, 56 BB, 93 SO, 1.55 WHIP

Originally selected by Texas in 25th round of the 2017 Draft.

Nephew of Andy Ashby (14 MLB Seasons: 98-110, 4.12 ERA, 309 G, 285 GS, 1,807.2 IP, 1,173 SO, 540 BB)

**SINGLE GAME CAREER HIGHS**

IP: 7.0 (7/21/18 vs. OGD) | R: 5 (7/14/18 at OGD) | BB: 4 (6/26/18, 8/14/18)

H: 6 (5/23/18 at QC) | ER: 5 (7/14/18 at OGD) | SO: 12 (8/24/18 at CL)

**CODY BECKMAN****LHP**

Bats: Right | Throws: Left

Height: 6'2" | Weight: 190 lbs

Born: November 11, 1994 in Bradenton, FL

Acquired: Selected in the 30th round of the 2017 MLB Draft

College: NC State University (Raleigh, NC)

High School: Bralulio Alonso High School (Tampa, FL)

YEAR	TEAM	W	L	SV	ERA	G	GS	GF	CG	SHO	IP	H	R	ER	HR	BB	SO	HBP	WHIP	BB/9	K/9
2017	AZL Brewers	0	0	0	0.00	3	0	1	0	0	3.0	2	0	0	0	1	3	0	1.00	3.0	9.0
2017	Helena	0	3	2	3.93	14	0	12	0	0	18.1	23	10	8	2	3	24	2	1.42	1.5	11.8
2018	Wisconsin	1	4	1	2.84	25	0	12	0	0	38.0	26	18	12	1	16	36	3	1.11	3.8	8.5
2018	Carolina	1	3	0	4.98	15	0	6	0	0	21.2	15	16	12	3	19	24	0	1.57	7.9	10.0
		<b>2</b>	<b>10</b>	<b>3</b>	<b>3.56</b>	<b>57</b>	<b>0</b>	<b>31</b>	<b>0</b>	<b>0</b>	<b>81.0</b>	<b>66</b>	<b>44</b>	<b>32</b>	<b>6</b>	<b>39</b>	<b>87</b>	<b>5</b>	<b>1.30</b>	<b>4.3</b>	<b>9.7</b>

**2018 CAR:** Held opponents to .190 average; including .087 w/RISP & .143 w/RISP/2outs.**2018 CAR:** Pitched with CAR from 4/12-4/22 (5 G) before transfer to WIS (4/28-7/28) and return to CAR (8/4-9/3).**2018 WIS:** Pitched to 1.42 ERA over 9 G in June (0-1-0, 12.1 IP, 5 BB, 11 SO).**2018 WIS:** Pitched to 0.69 ERA over 9 G in July (0-1-0, 13.0 IP, 4 BB, 12 SO).**2018 WIS:** Pitched to 0.75 ERA over 16 G between 6/8 & 7/28 (24.0 IP, 7 BB, 22 SO).**2018 CAR/WIS:** vs. Left w/CAR: .133, 4-for-30, 11 SO; vs. Left w/WIS: .155, 9-for-58, 19 SO.**2017 HEL:** Went 0-1-1 with 0.00 ERA over 6 G in July (7.2 IP, 5 H, 1 R, 0 ER, 9 SO)**2017 AZL/HEL:** Went 0-3-2 with 3.38 ERA over 17 G with AZL Brewers & Helena (21.1 IP, 4 BB, 27 SO).**2017 NC State:** 0-2-1, 4.85, 17 G, 1 GS, 26.0 IP, 27 H, 16 R, 14 ER, 1 HR, 22 BB, 23 SO, 1.88 WHIP**2016 NC State:** 2-0, 6.05, 16 G, 19.0 IP, 14 H, 14 R, 13 ER, 8 BB, 23 SO, 1.14 WHIP**2015 NC State:** Redshirt**2014 NC State:** 1-0-2, 5.06, 9 G, 10.2 IP, 11 H, 6 R, 6 ER, 1 HR, 7 BB, 11 SO

Attended Bralulio Alonso High School in Tampa, FL; the same high school as Jose Fernandez.

Went 2-3 with a 1.81 ERA as a HS senior (31.0 IP, 24 BB, 30 SO) and held opponents to a 2.23 average.

Originally drafted by the New York Mets in the 25th round of the 2016 MLB Draft from NC State.

**SINGLE GAME CAREER HIGHS**

IP: 4.0 (7/22/18 vs. BG) | R: 5 (5/23/18 at QC) | BB: 4 (8/23/18 vs. BC)

H: 6 (5/23/18 at QC) | ER: 5 (5/23/18 at QC) | SO: 4 (3x)



## RODRIGO BENOIT

**RHP**
**Bats: Right | Throws: Right**
**Height: 6'3" | Weight: 230 lbs**
**Born: February 23, 1994 in Santiago, Dominican Republic**
**Acquired: Signed as a non-drafted free agent on 7/23/13**

YEAR	TEAM	W	L	SV	ERA	G	GS	GF	CG	SHO	IP	H	R	ER	HR	BB	SO	HBP	WHIP	BB/9	K/9
2013	DSL Brewers	0	2	0	6.75	6	2	2	0	0	13.1	22	10	10	1	2	9	1	1.80	1.4	6.1
2014	DSL Brewers	1	3	0	4.73	8	7	1	0	0	26.2	36	25	14	3	4	16	2	1.50	1.4	5.4
2015	DSL Brewers	6	1	0	2.10	12	12	0	1	1	73.0	56	28	17	0	11	52	1	0.92	1.4	6.4
2016	Helena	0	3	1	7.23	16	8	4	0	0	56.0	96	52	45	13	9	35	5	1.88	1.4	5.6
2017	Wisconsin	0	0	0	6.57	6	0	3	0	0	12.1	14	10	9	3	3	13	0	1.38	2.2	9.5
2017	Helena	1	4	0	6.31	11	1	6	0	0	25.2	38	20	18	1	3	28	1	1.60	1.1	9.8
2018	Wisconsin	0	3	10	3.56	31	0	26	0	0	43.0	40	21	17	3	18	56	3	1.35	3.8	11.7
2018	Carolina	0	1	0	2.38	7	0	5	0	0	11.1	12	3	3	0	0	18	1	1.06	0.0	14.3
		<b>8</b>	<b>17</b>	<b>11</b>	<b>4.58</b>	<b>97</b>	<b>30</b>	<b>47</b>	<b>1</b>	<b>1</b>	<b>261.1</b>	<b>314</b>	<b>169</b>	<b>133</b>	<b>24</b>	<b>50</b>	<b>227</b>	<b>14</b>	<b>1.39</b>	<b>1.7</b>	<b>7.8</b>

**2018 CAR:** Struck out five straight and six overall over 2.0 innings in his Mudcats' debut (8/8 vs. LYN).

**2018 WIS:** Went 0-1 with 2.25 ERA and 5 saves in May (9 G, 12.0 IP, 3 BB, 20 SO).

**2018 WIS:** Totalled 7 saves in the 1st half; tied for 5th in the Midwest League.

**2017 HEL:** Totalled 20 Ks against 0 BB over 15.1 IP, but went 0-1 with 6.46 ERA in July.

**2016 HEL:** Allowed second most home runs in Pioneer League (13).

**2015 DSL:** Totalled 8 quality starts and pitched through the sixth eight times.

**2015 DSL:** Led the DSL Brewers in wins (6), innings (73.0) and strikeouts (52).

Went 7-6 with 3.27 ERA over three seasons in the DSL (26 G, 21 GS, 113.0 IP, 17 BB, 77 SO).

Was 4-0 with 1.55 ERA over final four appearances in the DSL in 2015 (29 IP, 15 H, 6 R, 5 ER, 4 BB, 17 SO).

### SINGLE GAME CAREER HIGHS

**IP:** 9.0 (8/5/15 at DSL RNG) | **R:** 9 (7/30/16 at MIS) | **BB:** 2 (Multiple)

**H:** 12 (8/31/16 vs. MIS) | **ER:** 9 (7/30/16 at MIS) | **SO:** 7 (7/1/15, 7/29/15)


## ALEC BETTINGER

**RHP**
**Bats: Right | Throws: Right**
**Height: 6'2" | Weight: 210 lbs**
**Born: July 13, 1995 in Alexandria, VA**
**Acquired: Selected in the 10th round of the 2017 Draft**
**College: University of Virginia (Charlottesville, VA)**
**High School: C. D. Hylton HS (Woodbridge, VA)**

YEAR	TEAM	W	L	SV	ERA	G	GS	GF	CG	SHO	IP	H	R	ER	HR	BB	SO	HBP	WHIP	BB/9	K/9
2017	Helena	3	3	0	4.97	15	0	0	0	0	50.2	52	30	28	1	23	39	2	1.48	4.1	6.9
2018	Wisconsin	5	4	0	3.73	12	11	1	0	0	62.2	59	28	26	6	17	50	2	1.21	2.4	7.2
2018	Carolina	1	6	0	6.91	13	12	0	1	0	54.2	70	43	42	10	17	56	1	1.59	2.8	9.2
		<b>9</b>	<b>13</b>	<b>0</b>	<b>5.14</b>	<b>40</b>	<b>32</b>	<b>1</b>	<b>1</b>	<b>0</b>	<b>168.0</b>	<b>181</b>	<b>101</b>	<b>96</b>	<b>17</b>	<b>57</b>	<b>145</b>	<b>5</b>	<b>1.42</b>	<b>3.1</b>	<b>7.8</b>

**2018 CAR:** Totalled a career high 10 SO in debut with Carolina on 6/16/18 (G:2) at MB (CG, 6.0 IP, 10 SO).

**2018 CAR:** Allowed 8 R/8 ER over 1.1 IP on 7/29/18 at Potomac (first pro start in hometown Woodbridge, VA).

**2018 CAR:** Went 0-5 with 11.30 ERA over final 7 GS (11 BB, 26); was 1-1 w/2.36 ERA over first 6 GS (6 BB, 30 SO).

**2018 WIS:** Totalled six quality starts and pitched through the 6th inning in six of 11 starts overall.

**2018 WIS:** Went 4-0 with a 1.57 ERA over 6 G and 5 GS in May (34.1 IP, 26 H, 7 R, 6 ER, 7 BB, 25 SO).

**2018 WIS:** Finished May 2018 2nd in the Midwest League in ERA (1.57) and 4th in WHIP (0.96).

**2017 HEL:** Pitched to a season high 80 game score on 9/2/17 vs. Billings (7.0 IP, 4 H, 0 R, 0 BB, 6 SO).

**2017 HEL:** Went 1-0 with a 2.77 ERA as a reliever (6 G, 13.0 IP, 10 H, 4 ER, 3 BB, 12 SO).

**2017 HEL:** Went 2-3 with a 5.73 ERA as a starter (9 GS, 37.2 IP, 42 H, 24 ER, 20 BB, 27 SO).

**2017 UVA:** 8-0, 2.43 ERA, 21 G, 0 GS, 1 SV, 63.0 IP, 38 H, 20 R, 17 ER, 31 BB, 71 SO, 1.10 WHIP, 10.14 K/9

**2016 UVA:** 3-5, 5.43 ERA, 23 G, 8 GS, 7 SV, 61.0 IP, 59 H, 39 R, 37 ER, 30 BB, 53 SO, 1.45 WHIP, 7.78 K/9

Was teammates with 2018 Mudcat LHP Nathan Kirby during 2014 and 2015 seasons at UVA.

**2015 UVA:** 5-5, 5.40 ERA, 27 G, 4 GS, 3 SV, 53.0 IP, 51 H, 35 R, 32 ER, 23 BB, 63 SO, 1.39 WHIP, 10.63 K/9

**2014 UVA:** 6-0, 1.23 ERA, 11 G, 6 GS, 0 SV, 36.2 IP, 24 H, 5 R, 5 ER, 15 BB, 32 SO, 1.06 WHIP, 7.85 K/9.

### SINGLE GAME CAREER HIGHS

**IP:** 7.0 (9/2/17 vs. BIL) | **R:** 8 (7/29/18 at POT) | **BB:** 4 (4/7/18 vs. BEL)

**H:** 11 (8/29/18 vs. DE) | **ER:** 8 (7/29/18 at POT) | **SO:** 10 (6/16/18 at MB)

**SAL BIASI****LHP**

Bats: Right | Throws: Left

Height: 6'1" | 170 lbs

Born: May 24, 1998 in Kansas City, MO

Acquired: Selected in the 4th round of the 2018 Draft

College: Crowder College (Neosho, MO)

High School: Park Hill (Kansas City, MO)

YEAR	TEAM	W	L	SV	ERA	G	GS	GF	CG	SHO	IP	H	R	ER	HR	BB	SO	HBP	WHIP	BB/9	K/9
2017	AZL Royals	1	0	0	2.31	4	1	0	0	0	11.2	9	8	3	1	8	15	1	1.46	6.2	11.6
2017	Burlington	3	2	0	2.44	9	7	0	0	0	44.1	29	14	12	3	15	39	4	0.99	3.0	7.9
2018	Lexington	3	3	3	5.06	27	0	15	0	0	42.2	42	27	24	9	17	46	8	1.38	3.6	9.7
2018	Wisconsin	0	0	0	2.03	6	0	0	0	0	13.1	10	3	3	1	8	11	2	1.35	5.4	7.4
		<b>7</b>	<b>5</b>	<b>3</b>	<b>3.38</b>	<b>46</b>	<b>8</b>	<b>15</b>	<b>0</b>	<b>0</b>	<b>112.0</b>	<b>90</b>	<b>52</b>	<b>42</b>	<b>14</b>	<b>48</b>	<b>111</b>	<b>15</b>	<b>1.23</b>	<b>3.9</b>	<b>8.9</b>

2018: Acquired by Milwaukee via trade from Kansas City for RHP Jon Perrin on 8/7/18.

2018 LEX: Totaled 12 SO over 12.1 IP and 7 G before trade to Milwaukee organization.

2018 LEX: Opened season going 1-1-2 wit 9.72 ERA over 6 G in April (8.1 IP, 8 H, 9 R, 9 ER, 7 BB, 13 SO).

2017 BUR: Totaled career high 7 SO over 5.0 IP on 8/18/17 at Princeton (5.0 IP, 0 H, 7 SO).

2017 BUR: Earned Appy League Pitcher of the week honors for week of 8/14-8/20/17 (W, 1 G, 5.0 IP, 0 H, 0 R, 0 BB, 7 SO).

2017 BUR: Named to Baseball America's Appy League Rookie All-Star team.

2017 Penn State: 5-5, 3.48 ERA, 14 G, 14 GS, 72.0 IP, 47 H, 34 R, 28 ER, 5 HR, 39 BB, 88 SO, 1.19 WHIP

2016 Penn State: 5-6, 3.74 ERA, 14 G, 13 GS, 67.0 IP, 62 H, 39 R, 28 ER, 5 HR, 32 BB, 66 SO, 1.40 WHIP

2015 Penn State: 0-2, 2.62 ERA, 18 G, 0 GS, 34.0 IP, 27 H, 13 R, 10 ER, 25 BB, 31 SO, 1.51 WHIP

Originally selected by Kansas City in the 11th round of the 2017 Draft.

**SINGLE GAME CAREER HIGHS**

IP: 5.0 (Multiple) | R: 5 (8/12/17 vs. DAN) | BB: 3 (Multiple)

H: 6 (7/31/17 vs. GRN) | ER: 5 (8/12/17 vs. DAN) | SO: 7 (8/18/17 at PRN)

**JESUS BREA****RHP**

Bats: Right | Throws: Right

Height: 6'3" | Weight: 194 lbs

Born: December 25, 1995 in Nizao, Dominican Republic

Acquired: Signed as a non-drafted free agent on 5/23/13

YEAR	TEAM	W	L	SV	ERA	G	GS	GF	CG	SHO	IP	H	R	ER	HR	BB	SO	HBP	WHIP	BB/9	K/9
2014	DSL Brewers	1	0	1	6.55	15	0	4	0	0	22.0	29	23	16	0	12	15	2	1.86	4.9	6.1
2015	DSL Brewers	2	3	2	5.06	17	0	12	0	0	26.2	29	18	15	0	17	25	0	1.73	5.7	8.4
2016	DSL Brewers	1	1	3	2.11	21	1	14	0	0	47.0	49	19	11	3	16	30	2	1.38	3.1	5.7
2017	DSL Brewers	2	4	10	2.43	24	0	20	0	0	40.2	34	19	11	3	15	36	2	1.21	3.3	8.0
2018	AZL Brewers	1	1	3	1.80	19	0	15	0	0	20.0	17	6	4	1	4	20	0	1.05	1.8	9.0
		<b>7</b>	<b>9</b>	<b>19</b>	<b>3.28</b>	<b>96</b>	<b>1</b>	<b>65</b>	<b>0</b>	<b>0</b>	<b>156.1</b>	<b>158</b>	<b>85</b>	<b>57</b>	<b>7</b>	<b>64</b>	<b>126</b>	<b>6</b>	<b>1.42</b>	<b>3.7</b>	<b>7.3</b>

2018 AZL: Finished 3rd in the Arizona League in games finished (15).

2017 DSL: Led the DSL Brewers with 10 saves.

2017 DSL: Went 1-0-4 with 1.32 ERA over 8 G in June (13.2 IP, 8 H, 5 R, 2 ER, 5 BB, 7 SO).

2017 DSL: Went 1-1-2 with 1.54 ERA over 7 G in August (11.2 IP, 13 H, 3 R, 2 ER, 5 BB, 11 SO).

2016 DSL: Went 0-0-2 with 1.57 ERA over 10 G on the road (23.0 IP, 8 R, 4 ER, 10 BB, 11 SO).

2016 DSL: Went 0-0-2 with 1.65 ERA over 7 G in July (16.1 IP, 21 H, 8 R, 3 ER, 2 HR, 5 BB, 11 SO).

2016 DSL: Went 0-0-1 with 1.20 ERA over 7 G/1 GS in August (15.0 IP, 17 H, 3 R, 2 ER, 3 BB, 9 SO).

2016 DSL: Totaled career high 5 SO over 3.0 IP vs. DSL Tigers on 7/6/16 (3.0 IP, 6 H, 4 R, 1 ER, 1 BB, 5 SO).

2015 DSL: Went 0-1-0 with 0.00 ERA over 7 G in June 2015 (8.0 IP, 5 H, 1 R, 0 ER, 5 BB, 10 SO).

**SINGLE GAME CAREER HIGHS**

IP: 5.0 (8/26/16 vs. DSL LAA) | R: 5 (Multiple) | BB: 4 (6/22/16, 7/10/17)

H: 7 (7/8/14, 7/14/15) | ER: 5 (Multiple) | SO: 5 (7/6/16 vs. DSL DET)



## DANIEL BROWN

**LHP**
**Bats: Left | Throws: Left**
**Height: 5'10" | Weight: 185 lbs**
**Born: March 22, 1995 in Northport, AL**
**Acquired: Selected in the 7th round of the 2016 Draft**
**Colleges: Mississippi State, Tyler Junior College (Tyler, TX)**
**High School: Mount Vernon HS (Mount Vernon, TX)**

YEAR	TEAM	W	L	SV	ERA	G	GS	GF	CG	SHO	IP	H	R	ER	HR	BB	SO	HBP	WHIP	BB/9	K/9
2016	AZL Brewers	0	0	0	6.23	3	1	0	0	0	4.1	5	3	3	0	1	5	0	1.39	2.1	10.4
2017	Wisconsin	6	3	6	3.00	37	0	19	0	0	72.0	67	27	24	3	35	74	4	1.42	4.4	9.3
2018	Carolina	7	4	2	4.20	39	0	13	0	0	64.1	57	34	30	3	34	61	5	1.42	4.8	8.5
		13	7	8	3.65	79	1	32	0	0	140.2	129	64	57	6	70	140	9	1.42	4.5	9.0

**2018 CAR:** Was selected to represent Milwaukee in 2018 Arizona Fall League.

**2018 CAR:** Went 1-1-0 with a 1.32 ERA over 8 G in May (13.2 IP, 5 BB, 11 SO).

**2018 CAR:** Totaled 22 SO over 17.0 IP and 8 G between 7/18-8/17 (3-0, 2.65 ERA, 7 BB, 11.65 SO/9).

**2018 CAR:** Matched a career high with 7 SO over 3.0 IP on 7/22/18 at Lynchburg (W, 3.0 IP, 0 H, 0 R, 7 SO).

**2018 CAR:** Allowed only six (6) of 28 inherited runners to score; w/Bases Loaded IR-IRS: 3-0, 3-0, 3-3.

**2017 WIS:** Totaled career high 7 SO over 4.0 IP on 7/23/17 vs. West Mich. (L, 5 H, 2 R, 1 ER).

**2017 WIS:** Went 4-2-2 while pitching to a 1.98 ERA over final 19 games (41.0 IP, 17 BB, 45 SO).

**2017 WIS:** Had to 5.91 ERA (12 G) between 4/8 & 5/22, before posting 1.78 ERA over next 25 G.

**2016 Miss. State:** 4-2, 3.62 ERA, 23 G, 6 GS, 54.2 IP, 54 H, 25 R, 22 ER, 18 BB, 54 SO, 1.32 WHIP.

**2015 Miss. State:** 1-0, 4.87 ERA, 16 G, 1 GS, 20.0 IP, 21 H, 18 R, 11 ER, 12 BB, 28 SO, 1.62 WHIP.

**2014 Tyler JC:** 10-1, 1.76 ERA, 15 G, 13 GS, 71.2 IP, 36 H, 16 R, 14 ER, 29 BB, 87 SO, 0.91 WHIP.


**2014 Tyler JC:** Named NJCAA DIII Pitcher of the Year (led nation with 10-1 record) and was a part of the NJCAA DIII national championship team.

**Mount Vernon HS (Texas):** Went 9-2 as a senior with a 0.51 ERA. Totaled 171 SO with 26 BB in 82.2 IP.

### SINGLE GAME CAREER HIGHS

**IP:** 4.0 (7/23/17 vs. WM) | **R:** 5 (5/22/17 at BEL) | **BB:** 4 (4/24/17 vs. KC)

**H:** 5 (7/17/17, 7/23/17) | **ER:** 5 (5/22/17 at BEL) | **SO:** 7 (7/22/18 at LYN, 7/23/17 vs. WM)



## DALLAS CARROLL

**INF**
**Bats: Right | Throws: Right**
**Height: 6'0" | Throws: 205 lbs**
**Born: May 18, 1994 in Taylorsville, Utah**
**Acquired: Selected in the 9th round of the 2017 Draft**
**College: University of Utah (Salt Lake City, UT)**
**High School: Taylorsville HS (Taylorsville, UT)**

YEAR	TEAM	AVG	OBP	SLG	OPS	G	AB	R	H	2B	3B	HR	RBI	BB	SO	SB	CS
2017	Helena	.336	.418	.525	.943	30	122	28	41	6	1	5	21	15	20	5	4
2017	Wisconsin	.261	.346	.405	.752	30	111	14	29	4	0	4	13	13	20	3	1
2018	Carolina	.224	.314	.317	.631	134	508	54	114	24	1	7	53	65	113	9	4
		.248	.336	.364	.700	194	741	96	184	34	2	16	87	93	153	17	9

**2018 CAR:** Hit a career best 2 HR & matched career high with 4 RBI on 9/1 vs. BC (2-for-4, 2 R, 2 HR, 4 RBI).

**2018 CAR:** Led the 2018 Mudcats in games (134), hits (114) and walks (65).

**2018 CAR:** Led the Carolina League in games (134) and was 2nd in base on balls (65).

**2018 CAR:** Totaled season high hitting streak of nine straight games between 5/3-5/11.

**2017 WIS:** Set career high for hits after going 4-for-4 with two runs, a double and a walk on 8/14/17 at BEL.

**2017 HEL:** Went 3-for-5 with 1 RBI in professional debut on 6/21/17 in GTF.

**2017 HEL:** Opened first professional season with seven game hitting streak (13-for-29, .448/.515/.448)

**2017 HEL:** Hit .373/.448/.784 with 13 R, 19 H, 4 2B, 5 HR, 12 RBI, 6 BB, 5 SO when batting first.

**2017 HEL:** Totaled 12 multi-hit games, including six 3-hit games out of 30 total games with Helena.

**2017 Utah:** .369/.465/.591, 51 G, 43 R, 73 H, 17 2B, 3 3B, 7 HR, 52 RBI, 12 SB, 35 BB, 19 SO... Ranked second in Pac-12 in SLG (.591) and OBP (.465) while ranking fourth in the league in RBI (52).

**Notes:** Identical twin brother Dalton pitched for the Utah from 2013-16 and was a 21st-round draft pick by Atlanta in 2016.

### SINGLE GAME CAREER HIGHS

**H:** 4 (8/14/17 at BEL) | **RBI:** 4 (5/4/18, 9/1/18) | **BB:** 3 (6/10/18 vs. WS)

**R:** 3 (6/23/17, 4/26/18) | **HR:** 2 (9/1/18 vs. BC) | **SO:** 3 (6/27/17, 7/2/18)

**ZACH CLARK****OF**

Bats: Right | Throws: Right  
 Height: 6'2" | Weight: 200 lbs  
 Born: December 5, 1995 in Springfield, LA  
 Acquired: Selected in the 19th round of the 2016 Draft  
 Colleges: Pearl River Community College, Southeastern Louisiana University, University of Alabama  
 High School: Springfield HS (Springfield, LA)

YEAR	TEAM	AVG	OBP	SLG	OPS	G	AB	R	H	2B	3B	HR	RBI	BB	SO	SB	CS
2016	AZL Brewers	.252	.314	.409	.724	30	127	19	32	6	4	2	16	8	35	6	2
2017	Helena	.263	.370	.432	.802	30	118	24	31	4	2	4	16	18	38	6	4
2017	Wisconsin	.176	.271	.341	.612	27	91	10	16	4	1	3	10	12	43	4	2
2018	Wisconsin	.246	.317	.390	.707	108	382	50	94	15	8	8	35	36	166	19	12
		.241	.319	.394	.713	195	718	103	173	29	15	17	77	74	282	35	20

2018 WIS: Led Wisconsin in stolen bases (19) and strikeouts (166).

2018 WIS: Finished tied for 3rd in Midwest League in triples (8) and 2nd in most strikeouts (166).

2018 WIS: Totaled career high 5 hits on 7/9/18 vs. Peoria (5-for-6, 1 2B, 1 3B, 3 R, 1 2B, 4 RBI).

2018 WIS: Hit .295/.357/.455 over 24 games in July (26 H, 12 R, 6 2B, 2 HR, 14 RBI, 5 SB).

2017 HEL: Hit safely in career high 14 straight games (6/25-7/12, .386/.462/.632, 1.093 OPS, 22 H, 14 R, 3 2B, 3 HR, 15 RBI).

2017 HEL: Named Pioneer Player of the Week for week of 7/2/17 (5 G, .409/.458/.955, 1.413 OPS, 9 H, 5 XBH, 3 HR, 12 RBI).

2016 AZL: Began career 6 game hitting streak (7/16-7/23, 6 G, .360/.385/.640, 1.025 OPS, 9 H, 5 R, 2 HR, 3 RBI).

2016 AZL: Hit safely in 8 straight games between 7/28-8/7 (8 G, .229/.289/.457, 8 H, 5 R, 2 2B, 3 3B, 2 RBI).

2016 AZL: Hit .277/.349/.457 vs. LHP & .182/.206/.273 vs. RHP.

2016: Signed a letter of intent with the University of Alabama.

2016 Pearl River CC: .325 AVG, 11 HR, 8 2B, 2 3B, 28 BB, 41 RBI, 23 SB.


2016 Pearl River CC: Led the (Pearl River CC) Wildcats with 11 home runs, 41 RBIs and 23 stolen bases.

2015 SE Louisiana: .111/.273/.111, 10 G, 1 H, 1 R, 1 RBI, 1 BB, 3 SO

**SINGLE GAME CAREER HIGHS**

H: 5 (7/9/18 vs. PEO) | RBI: 4 (6/28/17, 7/9/18) | BB: 3 (7/4/18 at CR)

R: 3 (Multiple) | HR: 1 (Multiple) | SO: 4 (Multiple)

**BRENT DIAZ****C**

Bats: Right | Throws: Right  
 Height: 6'1" | Weight: 205 lbs  
 Born: March 22, 1996 in Miami, FL  
 Acquired: Selected in the 29th round of the 2017 MLB Draft  
 College: Louisiana Tech University (Ruston, LA)  
 High School: Gulliver Prep (Coral Gables, FL)

YEAR	TEAM	AVG	OBP	SLG	OPS	G	AB	R	H	2B	3B	HR	RBI	BB	SO	SB	CS
2017	Helena	.267	.353	.333	.686	12	45	5	12	3	0	0	3	4	13	0	1
2017	AZL Brewers	.368	.478	.509	.987	18	57	15	21	6	1	0	9	9	11	4	0
2018	Wisconsin	.194	.310	.347	.658	26	72	9	14	2	0	3	13	12	22	0	0
		.270	.377	.397	.773	56	174	29	47	11	1	3	25	25	46	4	1

2018 WIS: Went 2-for-2 with 2 R and career high 3 RBI on 7/9/18 vs. Peoria.

2018 WIS: Totaled 5 CS and allowed 10 SB in 15 ATT (5 CS, 10 SB, .333).

2017 HEL/AZL: .324/.425/.431, 30 G, 33 H, 20 R, 9 2B, 1 3B, 12 RBI, 13 BB.

2017 AZL: Hit .414/.514/.517 over 9 away games (12 H, 10 R, 3 2B, 4 RBI, 4 BB).

2017 AZL: Hit safely in 7 consecutive games (8/15-8/31, .360/.407/.480, 9 H, 8 R, 3 2B, 4 RBI).

2017 Louisiana Tech: .332/.433/.581, 56 G, 72 H, 44 R, 19 2B, 4 3B, 9 HR, 48 RBI, 20 HBP

2017 Louisiana Tech: Named to Conference USA All-Conference Team.

2017 Louisiana Tech: Named to Conference USA All-Conference Team and was a Johnny Bench Award finalists.

2016 Louisiana Tech: .273/.341/.432, 60 G, 50 H, 28 R, 8 2B, 3 3B, 5 HR, 31 RBI

2015 Louisiana Tech: .233/.307/.358, 46 G, 37 H, 21 R, 4 2B, 2 3B, 4 HR, 24 RBI

**SINGLE GAME CAREER HIGHS**

H: 3 (Multiple) | RBI: 3 (7/9/18 vs. PEO) | BB: 2 (Multiple)

R: 3 (8/20/17 at AZL TEX) | HR: 1 (Multiple) | SO: 3 (7/16/17, 7/22/17)



## JAY FELICIANO

OF

Bats: Right | Throws: Right

Height: 6'2" | Weight: 225 lbs

Born: September 28, 1995 in Arecibo, Puerto Rico

Acquired: Signed as a non-drafted free agent on 7/15/15

College: Southeastern Iowa Community College, West Burlington Campus (West Burlington, IA)

YEAR	TEAM	AVG	OBP	SLG	OPS	G	AB	R	H	2B	3B	HR	RBI	BB	SO	SB	CS
2015	DSL Brewers	.301	.363	.507	.869	20	73	13	22	5	2	2	12	4	20	2	1
2016	DSL Brewers	.156	.308	.344	.651	9	32	6	5	3	0	1	3	3	13	2	0
2016	AZL Brewers	.263	.307	.454	.761	43	152	19	40	7	2	6	30	7	34	2	2
2017	Helena	.279	.336	.471	.807	63	244	43	68	8	0	13	51	17	53	4	2
2018	Wisconsin	.187	.267	.291	.558	69	230	26	43	12	0	4	29	20	62	0	1
		.244	.309	.409	.718	204	731	107	178	35	4	26	125	51	182	10	6

2018 WIS: Went 4-for-4 with 4 R, 2 2B and 2 RBI on 4/9/18 vs. Clinton (2nd game of 2018 season).

2017 HEL: Led Helena in home runs (13), RBI (51) and runs (43).

2017 HEL: Went 5-for-6 w/4 R, 2 HR (GS/3-run) &amp; 9 RBI on 9/4/17 vs. Missoula; set single game career highs in H, HR and RBI.

2017 HEL: Hit .323/.356/.438 over 24 G in August (31 H, 16 R, 2 2B, 3 HR, 18 RBI, 4 BB, 17 SO).

2017 HEL: Hit safely in 13 straight games between 8/18/17 &amp; 9/1/17 (.316/.339/.421, 13 G, 18 H, 10 R, 2 HR, 11 RBI).

2016 AZL: Led AZL Brewers in home runs (6) and RBI (30).

2016 AZL: 1st Half: .308/.356/.538, .895 OPS 25 G, 28 H, 13 R, 5 2B, 2 3B, 4 HR, 20 RBI. 2nd Half: .197/.231/.328, 12 H.

2015 DSL: Hit safely in 11 consecutive games between 8/10/15 &amp; 8/21/15 (.422/.469/.622, 19 H, 9 R, 5 2B, 2 3B, 9 RBI).

2014-15: Was named the 2015 ICCAC Player of the Year and First Team All-American by the NJCAA.

2014-15: .381 AVG (2nd on team), 18 2B, 79 RBI (2nd in NJCAA Division-II), 23 HR (1st in NJCAA Division-II).

2014-15: Set SCC Blackhawks single season record with 23 home runs (1st in NJCAA Division-II).

2014-15: Set SCC Blackhawks career records for doubles (49), hits (170) and RBI (137).

2013-14: Totaled a SCC Blackhawks school record with 31 2B during freshman season.

Committed to transferring to Cumberland University before signing with Milwaukee.

### SINGLE GAME CAREER HIGHS

H: 5 (9/4/17 vs. MIS) | RBI: 9 (9/4/17 vs. MIS) | BB: 2 (Multiple)

R: 4 (9/4/17, 4/9/18) | HR: 2 (9/4/17 vs. MIS) | SO: 5 (8/26/16 at AZL LAD)



## MARIO FELICIANO

C

Bats: Right | Throws: Right

Height: 6'1" | Weight: 200 lbs

Born: November 20, 1998 in Bayamon, Puerto Rico

Acquired: Selected in the Competitive Balance-B round of the 2016 MLB Draft.

High School: Carlos Beltran Baseball Academy.

YEAR	TEAM	AVG	OBP	SLG	OPS	G	AB	R	H	2B	3B	HR	RBI	BB	SO	SB	CS
2016	AZL Brewers	.265	.307	.359	.666	29	117	16	31	5	3	0	16	7	19	2	2
2017	Wisconsin	.251	.320	.331	.651	104	402	47	101	16	2	4	36	34	72	10	2
2018	Carolina	.205	.282	.329	.611	42	146	20	30	7	1	3	12	13	59	2	0
2018	AZL Brewers	.286	.375	.357	.732	4	14	0	4	1	0	0	2	2	3	0	1
		.244	.311	.336	.646	179	679	83	166	29	6	7	66	56	153	14	5

Enters 2019 season rated as No. 14 prospect in Brewers organization according to MLBpipeline.com.

Enters 2019 season rated as No. 22 prospect in Brewers organization according to Baseball America.

Enters 2019 season rated as No. 7 prospect in Brewers organization according to FanGraphs.com.

2018 CAR: Totaled a career high four hits on 7/28 in Potomac (4-for-5, R, RBI).

2018 CAR: Hit .278/.341/.472 with .814 OPS over 12 games in July (10 H, 6 R, 6 RBI, 4 BB, 14 SO).

2017 WIS: Hit safely in career best 10 straight games between 5/4/17 &amp; 5/15/17 (.366/.435/.463, 4 2B, 8 RBI).

2017 WIS: Led 2017 Timber Rattlers with 101 hits over 104 games.

2017 WIS: Opened 2017 batting .292/.347/.431 over 17 games in April (19 H, 4 2B, 1 3B, 1 HR, 9 RBI).

2017 WIS: Totaled 26 multi-hit games; including six 3-hit games.

2017 WIS: Allowed 69 stolen bases/caught 26 of 95 would be base stealers (.274).

2017 WIS: Selected to the Midwest League midseason All-Star team.

2016 AZL: Opened career batting .300/.311/.450 over 15 games in July (18 H, 3 2B, 3 3B, 9 RBI).

### SINGLE GAME CAREER HIGHS

H: 4 (7/28/18 at POT) | RBI: 3 (Multiple) | BB: 2 (Multiple)

R: 2 (Multiple) | HR: 1 (Multiple) | SO: 4 (8/14/18 at DE)

**DYLAN FILE****RHP**

Bats: Right | Throws: Right

Height: 6'1" | Weight: 180 lbs

Born: June 4, 1996 in Lake Havasu City, AZ

Acquired: Selected in the 21st round of the 2017 Draft

College: Dixie State College of Utah (St. George, UT)

High School: Desert Hills (St. George, UT)

YEAR	TEAM	W	L	SV	ERA	G	GS	GF	CG	SHO	IP	H	R	ER	HR	BB	SO	HBP	WHIP	BB/9	K/9
2017	Helena	1	2	0	4.02	12	7	2	0	0	47.0	51	32	21	7	13	37	3	1.36	2.5	7.1
2018	Wisconsin	8	10	0	3.96	25	25	0	0	0	136.1	152	68	60	15	28	114	4	1.32	1.8	7.5
		<b>9</b>	<b>12</b>	<b>0</b>	<b>3.98</b>	<b>37</b>	<b>32</b>	<b>2</b>	<b>0</b>	<b>0</b>	<b>183.1</b>	<b>203</b>	<b>100</b>	<b>81</b>	<b>22</b>	<b>41</b>	<b>151</b>	<b>7</b>	<b>1.33</b>	<b>2.0</b>	<b>7.4</b>

**2018 WIS:** Named mid-season Midwest League All-Star; First Half: 5-3, 3.67 ERA, 11 GS, 56.1 IP, 11 HR, 13 BB, 50 SO.**2018 WIS:** Went 3-2 with 2.51 ERA over 5 GS and 28.2 IP in May (27 H, 8 ER, 3 HR, 9 BB, 28 SO).**2018 WIS:** Totaled 10 SO (career high) in 8.0 IP on 5/11/18 vs. Great Lakes (W, 4 H, 0 R, 1 BB, 28 AB, 29 TBF).**2018 WIS:** Finished 10th in Midwest League in ERA (3.96), 5th in innings (136.1) and 2nd in K/BB (4.07).**2018 WIS:** Won four straight starts between 4/25 & 5/11 (1.75 ERA, 25.2 IP, 10 R, 5 ER, 3 HR, 6 BB, 23 SO, .253 AVG).**2017 HEL:** Finished season going 1-0 with 3.79 ERA over 5 G and 4 GS (24.1 IP, 5 HR, 6 BB, 19 SO) in 2nd Half.

Was 5th DSU baseball player to be drafted in program's 11-year NCAA era; 46th DSU overall selected in MLB Draft since 1976.

**Dixie State:** Set school records for career strikeouts (193), wins (20) and innings (245).**2017 DSU:** 8-2, 3.58 ERA, 15 G, 14 GS, 93.0 IP, 48 R, 37 ER, 37 BB, 75 SO, 1.20 WHIP; PacWest Conf. Co-Pitcher of the Year.**2016 Dixie State:** Earned third team all-PacWest honors after going 6-1 with a 2.99 ERA**2016 Dixie State:** Led the DSU pitching staff in starts (14), innings pitched (90.1) and strikeouts (74).**2015 Dixie State:** 6-1, 2.63 ERA, 12 G, 10 GS, 61.2 IP, 44 SO; was named PacWest Freshman of the Year.**2014 Desert Hills HS:** 7-2, 0.63 ERA, 66.2 IP, 123 SO; was named Utah 3A First Team All-State and Region 9 MVP

Born in Lake Havasu City, Arizona; hometown of Mudcats' pitching coach Bob Milacki.

**SINGLE GAME CAREER HIGHS**

IP: 8.0 (5/11/18 vs. GL, 7/14/18 at SB) | R: 8 (7/22/18 vs. BG) | BB: 3 (Multiple)

H: 10 (8/19/17, 7/3/18) | ER: 8 (7/22/18 vs. BG) | SO: 10 (5/11/18 vs. GL)

**BOWDEN FRANCIS****RHP**

Bats: Right | Throws: Right

Height: 6'5" | Weight: 240 lbs

Born: April 22, 1996 in Tallahassee, FL

Acquired: Selected in the 7th round of the 2017 Draft

College: Chipola College (Marianna, FL)

High School: Lawton Chiles (Tallahassee, FL)

TEAM	W	L	SV	ERA	G	GS	GF	CG	SHO	IP	H	R	ER	HR	BB	SO	HBP	WHIP	BB/9	K/9
2017	AZL Brewers	0	1	0	8.10	4	2	0	0	10.0	17	9	9	0	3	13	1	2.00	2.7	11.7
2018	Wisconsin	5	8	0	4.41	22	19	1	0	104.0	120	63	51	9	29	95	2	1.43	2.5	8.2
2018	Carolina	2	2	0	4.88	4	4	0	0	24.0	19	13	13	3	9	11	2	1.17	3.4	4.1
		<b>7</b>	<b>11</b>	<b>0</b>	<b>4.76</b>	<b>30</b>	<b>25</b>	<b>1</b>	<b>0</b>	<b>138.0</b>	<b>156</b>	<b>85</b>	<b>73</b>	<b>12</b>	<b>41</b>	<b>119</b>	<b>5</b>	<b>1.43</b>	<b>2.7</b>	<b>7.8</b>

**2018 CAR:** Pitched through 8.0 innings (matching career high) on 8/25 at FRE (W, 8.0 IP, 2 H, 1, 1 BB, 3 SO).**2018 WIS:** Opened season going 1-0 with 2.84 ERA in April (4 G, 3 GS, 19.0 IP, 1 BB, 20 SO).**2018 WIS:** Pitched to season best 84 game score (7.0 IP, 0 R) w/career best 10 SO on 6/25/18 vs. QC.**2018 WIS:** Pitched through career high 8.0 scoreless innings on 7/21 vs. BG (8.0 IP, 6 H, 0 R, 2 BB, 3 SO).**2018 WIS:** Went 4-2 with 2.50 ERA over 10 home starts and 1-6 with 6.80 ERA over 12 (9 GS) road games.**2017 AZL:** Was placed on the DL on 8/14/17 with a right elbow strain and missed the rest of the season.

Originally drafted by the Arizona Diamondbacks in the 18th round of the 2016 MLB June Draft.

Had agreed to sign with Florida State before Milwaukee selected him with the No. 204 overall pick in 2017.

Full name is Robert Bowden Francis; he is named after Florida State's Bobby Bowden.

**2017 Chipola:** 12-2, 2.88 ERA, 18 G, 14 GS, 2 CG, 81.0 IP, 65 H, 38 R, 26 ER, 7 HR, 20 BB, 79 SO, 1.05 WHIP**2016 Chipola:** 9-3, 3.74 ERA, 19 G, 12 GS, 2 CG, 79.0 IP, 78 H, 37 R, 33 ER, 14 HR, 21 BB, 75 SO, 1.25 WHIP**SINGLE GAME CAREER HIGHS**

IP: 8.0 (7/21/18 vs. BG, 8/25/18 at FRE) | R: 8 (5/25/18, 7/5/18) | BB: 4 (5/20/18 vs. BUR)

H: 9 (5/25/18 at KC) | ER: 8 (5/25/18 at KC) | SO: 10 (6/25/18 at QC)



## GABE FRIESE

**RHP**
**Bats: Left | Throws: Right**
**Height: 6'3" | 180 lbs**
**Born: May 5, 1995 in Marietta, GA**
**Acquired: Signed as a non-drafted free agent on 6/20/17**
**College: Kennesaw State University (Kennesaw, GA)**
**High School: Marietta (Marietta, GA)**

YEAR	TEAM	W	L	SV	ERA	G	GS	GF	CG	SHO	IP	H	R	ER	HR	BB	SO	HBP	WHIP	BB/9	K/9
2017	AZL Brewers	3	0	3	0.00	10	0	5	0	0	20.1	7	1	0	0	2	22	0	0.44	0.9	9.7
2017	Helena	3	1	0	3.82	7	6	1	0	0	33.0	39	15	14	4	3	26	0	1.27	0.8	7.1
2018	Wisconsin	3	5	6	4.70	35	0	21	0	0	61.1	66	32	32	6	17	37	4	1.35	2.5	5.4
		<b>9</b>	<b>6</b>	<b>9</b>	<b>3.61</b>	<b>52</b>	<b>6</b>	<b>27</b>	<b>0</b>	<b>0</b>	<b>114.2</b>	<b>112</b>	<b>48</b>	<b>46</b>	<b>10</b>	<b>22</b>	<b>85</b>	<b>4</b>	<b>1.17</b>	<b>1.7</b>	<b>6.7</b>

**2018 WIS:** vs. LHP .299 AVG, 29 H, 3 2B, 3 3B, 2 HR, 8 BB, 13 SO

**2018 WIS:** Closed season with three straight scoreless appearances (4.2 IP, 3 H, 0 R, 1 BB, 3 SO).

**2017 HEL:** Allowed career high 10 hits on 8/26/17 vs. Missoula (6.0 IP, 10 H, 3 ER, 1 BB, 2 SO).

**2017 AZL/HEL:** Closed season making six straight starts; began career making 11 consecutive relief app. between AZL/HEL (22.1, 2 BB, 24 SO).

**2017 AZL/HEL:** 6-1-3, 2.36 ERA, 17 G, 6 GS, 53.1 IP, 5 BB, 48 SO, .232 AVG.

**2017 AZL:** Was 1st in ERA (0.00), 4th in FIP (2.34) and tied for 4th in K/BB (11.00) among pitchers with minimum 20.0 IP.

**2017 AZL:** Allowed just one unearned run on 6/28/17 (2nd career appearance).

**Kennesaw State:** Set KSU records for career innings (267.2), career starts (39) and finished 2nd in wins (16) in KSU history.

**2017 Kennesaw State:** 3-3, 4.33 ERA, 18 G, 7 GS, 54.0 IP, 53 H, 29 R, 26 ER, 7 HR, 25 BB, 44 SO, 1.44 WHIP

**2016 Kennesaw State:** 6-2, 4.35 ERA, 13 G, 13 GS, 72.0 IP, 86 H, 44 R, 35 ER, 24 BB, 61 SO, 1.52 WHIP

**2015 Kennesaw State:** 5-5, 3.57 ERA, 14 G, 11 GS, 68.0 IP, 73 H, 40 R, 27 ER, 26 BB, 46 SO, 1.46 WHIP

**2014 Kennesaw State:** 2-2, 3.19 ERA, 17 G, 8 GS, 73.0 IP, 76 H, 32 R, 26 ER, 15 BB, 41 SO, 1.24 WHIP

**Marietta High School:** Named Ace of the Staff during senior season; also named All-State and Cobb County Pitcher of the Year.

### SINGLE GAME CAREER HIGHS

**IP:** 6.1 (8/31/17 vs. GTF) | **R:** 6 (8/16/17 vs. ORM) | **BB:** 2 (Multiple)

**H:** 10 (8/26/17 vs. MIS) | **ER:** 6 (8/16/17 vs. ORM) | **SO:** 7 (8/31/17 vs. GTF)


## DAVID FRY

**C/INF**
**Bats: Right | Throws: Right**
**Height: 6'0" | Weight: 195 lbs**
**Born: November 20, 1995 in Colleyville, TX**
**Acquired: Selected in the 7th round of the 2018 Draft**
**College: Northwestern State University of Louisiana (Natchitoches, LA)**
**High School: Grapevine High School (Grapevine, TX)**

YEAR	TEAM	AVG	OBP	SLG	OPS	G	AB	R	H	2B	3B	HR	RBI	BB	SO	SB	CS
2018	Helena	.315	.406	.563	.969	61	222	44	70	15	2	12	57	29	42	2	1
2018	Wisconsin	.222	.222	.222	.444	2	9	0	2	0	0	0	0	0	3	0	0
		<b>.312</b>	<b>.400</b>	<b>.550</b>	<b>.950</b>	<b>63</b>	<b>231</b>	<b>44</b>	<b>72</b>	<b>15</b>	<b>2</b>	<b>12</b>	<b>57</b>	<b>29</b>	<b>45</b>	<b>2</b>	<b>1</b>

**2018 HEL:** Named to 2018 mid-season and post-season Pioneer League All-Star teams.

**2018 HEL:** Led Helena Brewers in doubles (15), home runs (12), RBI (57), slugging (.563) and OPS (.969).

**2018 HEL:** Hit .341/.413/.569 over 32 second half games (42 H, 23 R, 8 2B, 1 3B, 6 HR, 35 RBI).

**2018 HEL:** Hit .340/.439/.534 over 29 home games (35 H, 19 R, 9 2B, 1 3B, 3 HR, 30 RBI).

**2018 HEL:** Totaled 16 game hitting streak between 7/26 & 8/13 (.400/.453/.600, 1.053 OPS, 26 H, 14 R, 4 2B, 3 HR, 15 RBI).

**2018 NSU:** .327/.440/.604, 1.044 OPS, 62 G, 49 R, 80 H, 26 2B, 3 3B, 12 HR, 55 RBI, 40 BB, 46 SO

**2018 NSU:** Named Southland Conference Player of the Year and Southland Conference Baseball Tournament MVP.

**2018 NSU:** Led 2018 NSU team in batting (.327), home runs (12) and RBI (55).

**2018 NSU:** Totaled second straight 20 2B & 20 HR season (26 2B/12 HR), only player with 20+ 2B & 20+ HR season in NSU history.

**2018 NSU:** Owns NSU records in at-bats (851), total bases (431) and doubles (74); shares school record for home runs (31).

**2017 NSU:** .340/.430/.591, 1.021 OPS, 53 G, 42 R, 69 H, 21 2B, 10 HR, 44 RBI, 24 BB, 47 SO

**2017 NSU:** Produced first 20 2B and 10 HR season in school history (21 2B/10 HR).

**2016 NSU:** .264/.348/.439, 787 OPS, 57 G, 38 R, 56 H, 16 2B, 7 HR, 27 RBI, 18 BB, 34 SO

**2015 NSU:** .267/.303/.366, .669 OPS, 49 G, 25 R, 51 H, 11 2B, 1 3B, 2 HR, 30 RBI, 7 SO, 20 SO

**Grapevine HS:** Helped Grapevine to 46-21 record and two district championships in his first two seasons.

### SINGLE GAME CAREER HIGHS

**H:** 3 (Multiple) | **RBI:** 4 (7/10/18 at IDF) | **BB:** 3 (7/8/18 vs. BIL)

**R:** 3 (8/30/18 vs. GTF) | **HR:** 2 (7/10/18 at IDF) | **SO:** 3 (8/11/18, 9/3/18)

**GABRIEL GARCIA****INF/OF****Bats:** Right | **Throws:** Right**Height:** 6'3" | **185 lbs****Born:** December 16, 1997 in Coamo, Puerto Rico**Draft:** Selected in the 14th round of the 2016 Draft**College:** Broward Community College (Fort Lauderdale, FL)**High School:** Montverde Academy (Kissimmee, FL)

YEAR	TEAM	AVG	OBP	SLG	OPS	G	AB	R	H	2B	3B	HR	RBI	BB	SO	SB	CS
2016	AZL Brewers	.300	.393	.500	.893	37	130	24	39	12	4	2	27	17	34	4	2
2017	Helena	.300	.420	.498	.918	64	233	39	70	17	1	9	45	39	69	6	2
2018	Wisconsin	.197	.302	.305	.606	106	325	41	64	16	2	5	35	43	115	5	4
		<b>.251</b>	<b>.360</b>	<b>.407</b>	<b>.767</b>	<b>207</b>	<b>688</b>	<b>104</b>	<b>173</b>	<b>45</b>	<b>7</b>	<b>16</b>	<b>107</b>	<b>99</b>	<b>218</b>	<b>15</b>	<b>8</b>

**2018 WIS:** Hit .316/.404/.474, 24 G, 11 R, 7 2B, 1 3B, 1 HR, 12 RBI, 10 BB, 21 SO.**2017 HEL:** Went 4-for-4 with 4 R, 1 2B and 2 RBI on 9/4/17 vs. Missoula; setting single game career highs in hits and runs.**2017 HEL:** Totaled career high 5 RBI on 8/29/17 at Great Falls (2-for-4, 1 R, 1 HR [GS], 5 RBI).**2017 HEL:** Hit safely in 9 straight games between 8/17 & 8/25/17 (.389/.463/.694, 14 H, 10 R, 5 2B, 2 HR, 8 RBI, 3 BB, 8 SO).**2017 HEL:** Finished season batting .387/.500/.516 over final 9 games (12 H, 6 R, 4 2B, 5 RBI, 5 BB, 8 SO).**2017 HEL:** vs. LHP: 46 AB, 8 R, 15 H, 3 2B, 2 HR, 7 RBI, 6 BB, 13 SO.**2016 AZL:** Hit .367 over first 17 G (22 H, 13 R, 7 2B, 3 3B, 2 HR, 14 RBI).**2016 AZL:** vs. LHP: 29 AB, 5 R, 13 H, 4 2B, 2 3B, 7 RBI, 5 BB, 5 SO.**2015-16 Broward:** .263/.387/.537, 52 G, 32 R, 46 H, 12 2B, 3 3B, 10 HR, 36 RBI, 31 BB, 47 SO.

Originally selected by the Baltimore in the 29th round of 2015 Draft.

**SINGLE GAME CAREER HIGHS****H:** 4 (9/4/17 vs. MIS) | **RBI:** 5 (8/29/17 at GTF) | **BB:** 3 (9/8/17 at BIL)**R:** 4 (9/4/17 vs. MIS) | **HR:** 1 (Multiple) | **SO:** 3 (Multiple)**DEVIN HAIRSTON****INF****Bats:** Right | **Throws:** Right**Height:** 5'8" | **Weight:** 175 lbs**Born:** April 7, 1996 in Lexington, KY**Acquired:** Selected in the 6th round of the 2017 Draft**College:** University of Louisville**High School:** Tates Creek High School (Lexington, Kentucky)


YEAR	TEAM	AVG	OBP	SLG	OPS	G	AB	R	H	2B	3B	HR	RBI	BB	SO	SB	CS
2017	Wisconsin	.210	.284	.268	.552	44	157	13	33	3	0	2	12	16	46	5	5
2018	Wisconsin	.218	.349	.266	.615	39	124	18	27	2	2	0	12	24	41	2	0
2018	Carolina	.195	.254	.256	.510	58	215	21	42	8	1	1	10	17	80	0	2
		<b>.206</b>	<b>.289</b>	<b>.262</b>	<b>.551</b>	<b>141</b>	<b>496</b>	<b>52</b>	<b>102</b>	<b>13</b>	<b>3</b>	<b>3</b>	<b>34</b>	<b>57</b>	<b>167</b>	<b>7</b>	<b>7</b>

**2018 CAR:** Hit safely in 11 straight games from 7/4 - 7/15 (.354/.392/.500, 17 H, 2 2B, 1 3B, 1 HR, 5 RBI 10 R).**2018 CAR:** Opened into three double plays on 8/10 in Salem.**2018 WIS:** Began the season in extended spring before joining Wisconsin on 4/27.**2018 WIS:** Opened season hitting safely in 13 of first 14 games (.294/.379/.314, 15 H, 7 R, 9 RBI, 7 BB).**2018 WIS:** Hit .333/.389/.333 vs. left-handed pitchers (11-for-33, 6 R, 5 RBI, 3 BB, 6 SO).**2017/18 WIS:** Hit safely in 14 straight games between 2017 and 2018 seasons (8/22/17-5/3/18)**2017 WIS:** Hit safely in 9 straight games between 8/5 and 8/17 (.333/.394/.467, 10 H, 1 2B, 1 HR, 3 RBI).**2017 Louisville:** .309/.356/.421, 65 G, 50 R, 80 H, 16 2B, 2 3B, 3 HR, 52 RBI, 3 SB, 18 BB, 34 SO**2017 Louisville:** Was the ACC Defensive Player of the Year as a junior at Louisville.**2016 Louisville:** .361/.415/.478, 64 G, 56 R, 90 H, 16 2B, 2 3B, 3 HR, 45 RBI, 3 SB, 21 BB, 32 SO**2016 Louisville:** Was teammates at Louisville with former Mudcats OF Corey Ray.**2015 Louisville:** .212/.274/.275, 60 G, 26 R, 40 H, 9 2B, 1 HR, 32 RBI, 2 SB, 19 BB, 39 SO

Was named Mr. Baseball in the state of Kentucky as a senior at Tates Creek (KC) HS.

Older brother Dorian Hairston played at University of Kentucky from 2013 through 2016.

**SINGLE GAME CAREER HIGHS****H:** 2 (Multiple) | **RBI:** 4 (4/29/18 vs. PEO) | **BB:** 3 (5/28/18 at KC)**R:** 3 (5/17/18 vs. BEL) | **HR:** 1 (7/4/17, 8/13/17) | **SO:** 4 (8/6/18 vs. LYN)



## MATT HARDY

**RHP**
**Bats: Left | Throws: Right**
**Height: 6'0" | Weight: 160 lbs**
**Born: July 15, 1995 in Plantation, FL**
**Acquired: Signed as a non-drafted free agent on 6/19/17**
**College: Nova Southeastern University (Fort Lauderdale, FL)**
**High School: West Broward High School (Pembroke Pines, FL)**

YEAR	TEAM	W	L	SV	ERA	G	GS	GF	CG	SHO	IP	H	R	ER	HR	BB	SO	HBP	WHIP	BB/9	K/9
2017	AZL Brewers	1	0	1	0.00	3	0	2	0	0	7.0	6	1	0	0	4	5	0	1.43	5.1	6.4
2017	Helena	1	0	1	7.53	15	0	4	0	0	28.2	37	27	24	5	6	27	3	1.50	1.9	8.5
2018	Wisconsin	5	1	0	5.72	36	0	20	0	0	50.1	49	33	32	5	17	45	5	1.31	3.0	8.0
		7	1	2	5.86	54	0	26	0	0	86.0	92	61	56	10	27	77	8	1.38	2.8	8.1

**2018 WIS:** Went 4-0 with 2.25 ERA over 9 G in August (12.0 IP, 6 H, 3 R, 3 ER, 4 BB, 12 SO, .150 AVG).

**2018 WIS:** Went 4-0 with 1.62 ERA over final 12 G of 2018 (7/27-9/2, 16.2 IP, 9 H, 3 R, 3 ER, 1 HR, 4 BB, 18 SO, .161 AVG).

**2018 WIS:** Went 3-0 with 2.37 ERA over 19 G when appearing in 1.0 IP or fewer (19.0 IP, 10 H, 5 R, 5 ER, 6 BB, 18 SO).

**2018 WIS:** Went 2-1 with 7.76 ERA over 17 G when appearing in 1.1 IP or more (31.1 IP, 39 H, 28 R, 27 ER, 11 BB, 27 SO).

**2017 AZL/HEL:** Combined to go 2-0 with 6.06 ERA, 18 G, 35.2 IP, 43 H, 28 R, 24 ER, 10 BB, 32 SO.

**2017 HEL:** Appeared in career high 3.1 IP on 8/30/17 at Great Falls (5 H, 1 R, 0 ER, 1 BB, 4 SO).

**2017 HEL:** Allowed career high 10 R (10 ER) & career high 8 H over 3.0 IP on 9/4/17 vs. Missoula.

**2017 AZL:** Pitched in 3.0 IP in career debut on 6/25/17 vs. AZL Diamondbacks (3.0 IP, 3 H, 1 R, 0 ER, 2 BB, 2 SO).

**2017 NSU:** 8-2, 4.39 ERA, 14 G, 14 GS, 82.0 IP, 98 H, 51 R, 40 ER, 13 HR, 21 BB, 81 SO

**2016 NSU:** 8-2, 4.55 ERA, 14 G, 12 GS, 65.0 IP, 61 H, 39 R, 33 ER, 5 HR, 31 BB, 39 SO

**2015 NSU:** 11-5, 3.86 ERA, 11 G, 5 GS, 32.2 IP, 31 H, 18 R, 14 ER, 2 HR, 18 BB, 24 SO

**2014 NSU:** 1-1, 10.03 ERA, 10 G, 1 GS, 11.2 IP, 18 H, 15 R, 13 ER, 8 BB, 11 SO

**West Broward High School:** Finished senior year with 0.78 WHIP, 1.07 ERA and 56 K SO.

### SINGLE GAME CAREER HIGHS

**IP:** 3.1 (8/30/17 at GTF) | **R:** 10 (9/4/17 vs. MIS) | **BB:** 2 (Multiple)

**H:** 8 (9/4/17, 7/20/18) | **ER:** 10 (9/4/17 vs. MIS) | **SO:** 5 (9/4/17 vs. MIS)


## PAYTON HENRY

**C**
**Bats: Right | Throws: Right**
**Height: 6'2" | Weight: 215 lbs**
**Born: June 24, 1997 in Pleasant Grove, UT**
**Acquired: Selected in the 6th round of the 2016 Draft**
**High School: Pleasant Grove HS (Pleasant Grove, UT)**

YEAR	TEAM	AVG	OBP	SLG	OPS	G	AB	R	H	2B	3B	HR	RBI	BB	SO	SB	CS
2016	AZL Brewers	.256	.333	.341	.675	24	82	15	21	7	0	0	17	6	19	0	1
2017	Helena	.242	.344	.435	.779	55	207	38	50	17	1	7	33	30	69	1	0
2018	Wisconsin	.234	.327	.380	.707	98	337	44	79	15	2	10	41	38	124	1	3
		.240	.334	.393	.727	177	626	97	150	39	3	17	91	74	212	2	4

**Enters 2019 season rated as No. 10 prospect in Brewers system per MLB Pipeline.com.**
**Enters 2019 season rated as No. 12 prospect in Brewers organization according to Baseball America.**
**Entered 2019 season rated as No. 11 prospect in Brewers organization according to FanGraphs.com.**
**2018 WIS:** Won 2018 MLB Rawlings Gold Glove Award at Catcher (.996 PCT, 3 E, 6 PB, 93 G, .438 PCT, 46 CS, 59 SB, 105 ATT).

**2018 WIS:** Named mid-season Midwest League All-Star; First Half: .286/.342/.452, 47 G, 48 H, 23 R, 9 2B, 2 3B, 5 HR, 23 RBI).

**2017 HEL:** Hit .346/.414/.513 with 27 hits over 22 games in May (16 R, 3 2B, 2 3B, 2 HR, 11 RBI, 7 BB, 22 SO).

**2018 WIS:** Hit safely in 10 straight games between 4/27 & 5/11 (.450/.465/.725, 1.190 OPS, 18 H, 12 R, 3 2B, 2 HR, 10 RBI).

**2018 WIS:** Hit just .145/.301/.229 over final 26 G of 2018 season (12 H, 9 R, 4 2B, 1 HR, 8 RBI, 15 BB, 37 SO).

**2017 HEL:** Totaled season high 20 hits in August (18 G, .278/.350/.417, 20 H, 10 R, 7 2B, 1 HR, 9 RBI, 8 BB, 20 SO).

**2017 HEL:** Totaled career high 5 RBI on 6/24/17 vs. Billings (1-for-3, HR (3-run), 5 RBI, 2 SO).

**2016 AZL:** Closed season in 6 game hitting streak 8/17-8/29 (.500/.545/.700, 1.245 OPS, 10 H, 7 R, 4 2B, 9 RBI).

**2016 AZL:** 1st Half: .183/.275/.233, 11 H, 8 R, 3 2B, 8 RBI | 2nd Half: 7 G, .455/.500/.636, 10 H, 7 R, 4 2B, 9 RBI

**Caught Stealing:** 2016 AZL: .194 PCT, 7 CS, 29 SB | 2017 HEL: .267 PCT, 16 CS, 42 SB | 2018 WIS: .438 PCT, 46 CS, 59 SB

**2016 Pleasant Grove:** Named first-team All-American by MaxPreps & Desert News Mr. Baseball. (.519 AVG, .682 OBP, 23 G, 27 H, 31 RBI).

**2015 Pleasant Grove:** Louisville Slugger High School All-American, Gatorade Utah Player of the Year, Provo Daily Herald's Valley Player of the Year.

**Grandfather is former Pleasant Grove HS wrestling coach and Utah Wrestling HoFer Darold Henry; Henry led PGHS to 65 state championships.**

### SINGLE GAME CAREER HIGHS

**H:** 4 (5/1/18, 5/14/18) | **RBI:** 5 (6/24/17 vs. BIL) | **BB:** 3 (Multiple)

**R:** 3 (Multiple) | **HR:** 1 (Multiple) | **SO:** 5 (9/8/17 at BIL)

**ROB HENRY****OF****Bats: Right | Throws: Right****Height: 6'1" | Weight: 205 lbs****Born: May 19, 1995 in Providence, RI****Acquired: Selected in the 39th round of the 2017 MLB Draft.****College: Brown University (Providence, RI)****High School: Bishop Hendricken (Warwick, RI)**

YEAR	TEAM	AVG	OBP	SLG	OPS	G	AB	R	H	2B	3B	HR	RBI	BB	SO	SB	CS
2017	AZL Brewers	.261	.421	.352	.773	43	142	32	37	4	3	1	17	33	30	17	5
2018	Wisconsin	.253	.350	.333	.683	26	87	12	22	3	2	0	10	11	19	8	2
2018	Carolina	.202	.371	.315	.686	48	124	15	25	6	1	2	15	31	40	6	1
		.238	.387	.334	.721	117	353	59	84	13	6	3	42	75	89	31	8

**2018 CAR:** Went 2-for-2 with walk-off RBI double in game one of a DH on 8/4 vs. Salem.**2018 CAR:** Started the season 0-for-6, but with a .533 OBP over first 6 games (7 BB, 1 HBP).**2018 CAR:** Hit .176/.400/.309 with .709 OPS (12 H, 3 2B, 2 HR, 10 RBI, 23 BB) over 30 first half games.**2017 WIS:** Totaled six multi-hit games over 26 games with Wisconsin.**2017 WIS:** Hit .293/.414/.414 with .828 OPS (19 G, 17 H, 3 2B, 2 3B, 7 RBI, 10 BB) in July.**2017 AZL:** Ranked fourth in the Arizona League with a .421 OBP and 5th with 17 steals.**2017 AZL:** Hit .321/.446/.453 over 15 G in July (17 H, 12 R, 2 2B, 1 3B, 1 HR, 10 RBI).**2017 Brown:** .317/.422/.428, 37 G, 44 H, 31 R, 4 2B, 5 3B, 3 HR, 13 RBI, 9 SB, 20 BB, 30 SO**2016 Brown:** .263/.345/.375, 39 G, 40 H, 20 R, 3 2B, 1 3B, 4 HR, 18 RBI, 3 SB, 17 BB, 25 SO**2015 Brown:** .363/.430/.531, 39 G, 58 H, 30 R, 17 2B, 2 3B, 2 HR, 21 RBI, 7 SB, 18 BB, 20 SO**2014 Brown:** .245/.318/.288, 37 G, 34 H, 20 R, 4 2B, 1 3B, 9 RBI, 2 SB, 9 BB, 25 SO

Graduated from Brown University with a degree in economics; was a two-time All-Ivy League player (2015/2017).

**SINGLE GAME CAREER HIGHS****H: 5 (Multiple) | RBI: 2 (Multiple) | BB: 5 (8/3/17 vs. WSX)****R: 2 (Multiple) | HR: 1 (7/9/17 vs. DOD) | SO: 4 (6/24/18 at CR)****NELSON HERNANDEZ****RHP****Bats: Right | Throws: Right****Height: 6'2" | Weight: 170 lbs****Born: March 13, 1997 in La Guaira, Venezuela****Acquired: Signed as a non-drafted free agent on 7/2/13**

YEAR	TEAM	W	L	SV	ERA	G	GS	GF	CG	SHO	IP	H	R	ER	HR	BB	SO	HBP	WHIP	BB/9	K/9
2014	DSL Brewers	1	6	0	7.81	11	11	0	0	0	55.1	83	51	48	4	8	33	5	1.65	1.3	5.4
2015	DSL Brewers	4	2	0	4.76	12	12	0	0	0	58.2	67	40	31	0	11	37	3	1.33	1.7	5.7
2016	AZL Brewers	1	5	0	4.29	14	6	1	0	0	56.2	65	33	27	6	8	44	1	1.29	1.3	7.0
2017	Helena	5	4	0	5.22	14	12	0	0	0	60.1	81	36	35	9	15	38	1	1.59	2.2	5.7
2018	Wisconsin	10	10	0	4.95	28	28	0	0	0	134.2	158	80	74	8	47	83	2	1.52	3.1	5.5
		21	27	0	5.29	79	69	1	0	0	365.2	454	240	215	27	89	235	12	1.49	2.2	5.8

**LH/RH Career Splits:** 2014: .333/.360 | 2015: .382/.243 | 2016: .266/.294 | 2017: .350/.292 | 2018: .341/.259 | OVR: .338/.285**2018 WIS:** Led Timber Rattlers in wins (10) and starts (28); finished tied for team high in losses (10).**2018 WIS:** Went 4-0 with 2.84 ERA over 6 G and 6 GS in May (38.0 IP, 27 H, 12 R, 12 ER, 12 BB, 27 SO, .199 AVG).**2017 HEL:** Led Helena in wins (5), starts (12), innings (60.1) and hits allowed (81).**2017 HEL:** Went 5-0 (5.40 ERA) over 8G/8GS in 1st half (40.0 IP, 25 R, 24 ER, 9 BB, 23 SO); went 0-4 (4.87 ERA) in 2nd half.**2017 HEL:** Named to mid-season and post-season Pioneer League All-Star teams.**2016 AZL:** Led AZL Brewers in ERA (4.29), hit-batters (14) and innings (56.2).**2015 DSL:** Went 3-0 with a 2.50 ERA over 7 G and 7 GS at home (39.2 IP, 33 H, 16 R, 11 ER, 4 BB, 25 SO).**SINGLE GAME CAREER HIGHS****IP: 8.0 (7/30 vs. DSL NYY2) | R: 12 (7/25/14 at DSL TEX) | BB: 4 (4/18/18, 5/26/18)****H: 15 (7/25/14 at DSL TEX) | ER: 11 (7/25/14 at DSL TEX) | SO: 9 (7/30/15 vs. DSL NYY2)**



## CARLOS HERRERA

**RHP**
**Bats: Right | Throws: Right**
**Height: 6'2" | Weight: 150 lbs**
**Born: October 26, 1997 in Esperanza, Dominican Republic**
**Acquired: Via Trade from Seattle, with RHP Daniel Missaki and RHP Freddy Peralta, in exchange for 1B Adam Lind on 12/9/15**

YEAR	TEAM	W	L	SV	ERA	G	GS	GF	CG	SHO	IP	H	R	ER	HR	BB	SO	HBP	WHIP	BB/9	K/9
2016	DSL SEA 1	4	2	0	3.26	14	14	0	0	0	80.0	68	37	29	4	13	73	6	1.01	1.5	8.2
2016	AZL Brewers	3	6	0	4.50	14	6	0	0	0	50.0	52	35	25	4	12	49	14	1.28	2.2	8.8
2017	Helena	2	0	0	4.29	4	4	0	0	0	21.0	16	10	10	5	5	26	5	1.00	2.1	11.1
2017	Wisconsin	3	2	0	3.79	9	5	0	1	1	38.0	24	17	16	4	17	26	5	1.08	4.0	6.2
2018	Wisconsin	3	6	1	5.46	28	10	6	0	0	85.2	95	54	52	5	48	60	10	1.67	5.0	6.3
		15	16	1	4.33	69	39	6	1	1	274.2	255	153	132	22	95	234	40	1.27	3.1	7.7

Enters 2019 season rated as No. 28 prospect in Brewers organization according to MLBpipeline.com.

**2018 WIS:** Went 1-2 with 1.74 ERA over 5 G and 2 GS between 5/27/18 & 6/17/18 (20.2 IP, 16 H, 5 R, 4 ER, 9 BB, 15 SO).

**2017 HEL/WIS:** Combined to go 3-6 with 5.46 ERA over 28 G and 10 GS (85.2 IP, 95 H, 54 R, 52 ER, 48 BB, 60 SO).

**2017 WIS:** 2-0 with 2.21 ERA over 4 G (1 GS) in July (CG, SHO, 20.1 IP, 9 H, 5 R, 5 ER, 3 HR, 10 BB, 12 SO, .136 AVG).

**2017 WIS:** 2-1 with 2.74 ERA as a starter (5 G, 5 GS, 23.0 IP, 14 H, 7 R, 7 ER, 5 BB, 20 SO), .177 AVG).

**2017 WIS:** Held left-handed hitters to .102 average (5-for-49, 8 BB, 9 SO); right-handers hit .226 (19-for-84).

**2016 AZL:** Led AZL Brewers in strikeouts (49). Also led AZL Brewers in runs allowed (35) and losses (6).

**2016 AZL:** Opened season going 0-5 w/5.40 ERA over first 7 G and 5 GS (21.2 IP, 22 H, 20 R, 13 ER, 3 HR, 8 BB, 6 SO, 20 SO).

**2016 AZL:** Finished season going 3-1 with 3.81 ERA over final 7 G and 1 GS (28.1 IP, 30 H, 15 R, 12 ER, 6 BB, 29 SO).

**2015 DSL SEA:** Finished season going 1-0 with 2.25 ERA over final three starts (20.0 IP, 14 H, 7 R, 5 ER, 4 BB, 20 SO).

Acquired by Milwaukee in trade with Seattle (Adam Lind to SEA) along with RHP Daniel Missaki and RHP Freddy Peralta.

### SINGLE GAME CAREER HIGHS

**IP:** 7.0 (Multiple) | **R:** 6 (5/8/18 vs. LAN) | **BB:** 6 (5/8/18 vs. LAN)

**H:** 10 (7/8/15 at DSL NYY1) | **ER:** 6 (5/8/18 vs. LAN) | **SO:** 11 (8/12/15 vs. DSL GSI)



## ADAM HILL

**RHP**
**Bats: Right | Throws: Right**
**Height: 6'6" | Weight: 185 lbs**
**Born: March 24, 1997 in Anderson, SC**
**Acquired: Via Trade from NY Mets, with RHP Bobby Wahl and 2B Felix Valerio in exchange for CF Keon Broxton on 1/5/19.**
**College: University of South Carolina (Columbia, SC)**
**High School: T. L. Hanna HS (Anderson, SC)**

YEAR	TEAM	W	L	SV	ERA	G	GS	GF	CG	SHO	IP	H	R	ER	HR	BB	SO	HBP	WHIP	BB/9	K/9
2018	Brooklyn	1	1	0	2.35	9	0	1	0	0	15.1	16	7	4	1	7	26	0	1.50	4.1	15.3
		1	1	0	2.35	9	0	1	0	0	15.1	16	7	4	1	7	26	0	1.50	4.1	15.3

Enters 2019 season rated as No. 27 prospect in Brewers organization according to MLBpipeline.com.

**2018 BKN:** Finished season pitching to 1.04 ERA over final 5 G in August (8.2 IP, 11 H, 3 R, 1 ER, 6 BB, 14 SO).

**2018 BKN:** Went 1-0 with 0.93 ERA in six away appearances (9.2 IP, 8 H, 2 R, 1 ER, 4 BB, 17 SO, .222 AVG).

**2018 BKN:** Finished with 15.26 K/9 and 38.2 K%; 5th and 10th among NY-Penn League pitchers with min. 10.0 IP.

**2018 USC:** 7-5-0, 4.12 ERA, 16 G, 16 GS, 83.0 IP, 55 H, 39 R, 38 ER, 5 HR, 55 BB, 101 SO, 1.33 WHIP

**2018 USC:** Totaled 14 SO vs. Charleston Southern on 2/23/18 (7.0 IP, 0 H, 0 BB); setting Founders Park single game record for SO.

**2018 USC:** Totaled 14 SO vs. Clemson on 3/2/18 (included streak of seven consecutive strikeouts); matching Founder Park record.

**2018 USC:** Named Collegiate Baseball National Player of the Week on March 5, 2018.

**2017 USC:** 3-6-0, 3.04 ERA, 14 G, 14 GS, 77.0 IP, 56 H, 29 R, 26 ER, 6 HR, 39 BB, 87 SO, 1.23 WHIP

**2016 USC:** 7-0-0, 3.53 ERA, 14 G, 14 GS, 66.0 IP, 49 H, 26 R, 26 ER, 5 HR, 28 BB, 72 SO, 1.16 WHIP

**2016 USA:** Earned Freshman All-America from Collegiate Baseball and Perfect Game (2016) Earned Freshman All-SEC honors (2016).

**2015 T.L. Hanna HS:** Went 9-2 with 1.13 ERA with 111 SO over 68 IP as a senior.

**2014 T.L. Hanna HS:** Went 9-0 with 1.02 ERA with 100 SO over 82.0 IP as a junior.

Helped lead T.L. Hanna HS to 2014 and 2015 Region I-AAAA titles

Originally drafted by the San Diego Padres in the 39th round of the 2015 MLB Draft.

Selected by the New York Mets in the 4th round of the 2018 MLB Draft.

### SINGLE GAME CAREER HIGHS

**IP:** 3.0 (8/30/18 vs. HV) | **R:** 3 (7/30/18 vs. TRI) | **BB:** 2 (Multiple)

**H:** 3 (Multiple) | **ER:** 2 (7/30/18 vs. TRI) | **SO:** 4 (Multiple)

**J.T. HINTZEN****RHP**

Bats: Right | Throws: Right  
 Height: 6'0" | Weight: 185 lbs  
 Born: June 1, 1996 in Greenwich, CT  
 Acquired: Selected in the 10th round of the 2018 Draft  
 College: Florida Southern College (Lakeland, FL)  
 High School: Greenwich High School (Greenwich, CT)

YEAR	TEAM	W	L	SV	ERA	G	GS	GF	CG	SHO	IP	H	R	ER	HR	BB	SO	HBP	WHIP	BB/9	K/9
2018	Helena	0	0	1	0.00	2	0	2	0	0	3.1	1	0	0	0	1	7	0	0.60	2.7	18.9
2018	Wisconsin	3	1	1	3.22	15	1	4	0	0	36.1	32	16	13	2	10	41	2	1.16	2.5	10.2
		3	1	2	2.95	17	1	6	0	0	39.2	33	16	13	2	11	48	2	1.11	2.5	10.9

**2018 HEL/WIS:** Combined to go 3-1 with 2.95 ERA over 17 G & 1 GS between Helena and Wisconsin (39.2 IP, 11 BB, 48 SO).

**2018 WIS:** Pitched through five consecutive scoreless outings between 7/18/18 & 8/5/18 (10 IP, 6 H, 0 ER, 1 HB, 1 BB 7 SO).

**2018 WIS:** Went 2-0 with 0.84 ERA over 5 G in July (10.2 IP, 7 H, 1 R, 1 ER, 2 BB, 9 SO, .194 AVG).

**2018 WIS:** Totaled 24 SO over 16.2 IP in August (12.96 SO/9ip, 7 G, 1 GS).

**2018 WIS:** Went 1-0-1 with 1.08 ERA over 6 G & 1 GS on the road (16.1 IP, 13 H, 3 R, 2 ER, 7 BB, 22 SO).

**2018 WIS:** Totaled career high 8.0 SO over 4.0 IP (career high) on 8/15/18 at Burlington (2 H, 0 R, 0 BB).

**2018 HEL:** Appeared in just two games (2 G, 0.00 ERA, 3.1 IP, 1 BB, 7 SO) with Helena before promotion to Low-A Wisconsin.

**Florida Southern:** Coached by Lance Niebro (nephew of Phil Niebro); went 45-11-1 in Florida Southern career.

**2018 Florida Southern:** 14-0-2, 1.96 ERA, 32 G, 2 GS, 96.2 IP, 63 H, 23 R, 21 ER, 7 HR, 13 BB, 114 SO, 0.79 WHIP.

**2018 Florida Southern:** Earned Perfect Game Brett Tomko Award honors (most outstanding pitcher at the Division II level).

**2017 Florida Southern:** 1-0-0, 2.56 ERA, 21 G, 0 GS, 31.2 IP, 27 H, 11 R, 9 ER, 1 HR, 9 BB, 53 SO, 1.14 WHIP.

**2016 Univ. of the South:** 1-8, 4.71 ERA, 13 G, 11 GS, 70.2 IP, 75 H, 45 R, 37 ER, 22 BB, 85 SO, 1.37 WHIP.

**Greenwich High School:** Batted over .400 totaled 120 SO vs. 18 BB over 93.0 IP in Greenwich High School career.

**GHS:** Earned All-Fairfield County Interscholastic Athletic Conf. First Team honors for GHS in 2014; played for three FCIAC Championship teams.

**Greenwich High School:** Won Frank Lloyd Wright Architect of the Year Award for an architecture class during junior year.

**Greenwich High School:** Studied to a cumulative 4.1 GPA at Greenwich High School.

**SINGLE GAME CAREER HIGHS**

IP: 4.0 (Multiple) | R: 4 (6/30/18, 8/20/18) | BB: 2 (Multiple)  
 H: 6 (6/30/18 vs. CL) | ER: 4 (6/30/18 vs. CL) | SO: 8 (8/15/18 at BUR)

**ROBBIE HITT****RHP**

Bats: Right | Throws: Right  
 Height: 6'2" | Weight: 185 lbs  
 Born: June 21, 1996 in United States  
 Acquired: Selected in the 24th round of the 2017 Draft  
 College: Quinnipiac College (Hamden, CT)  
 High School: Suffield HS (Suffield, CT)

YEAR	TEAM	W	L	SV	ERA	G	GS	GF	CG	SHO	IP	H	R	ER	HR	BB	SO	HBP	WHIP	BB/9	K/9
2017	Helena	0	0	0	4.88	13	0	3	0	0	24.0	30	17	13	2	10	24	3	1.67	3.8	9.0
2018	Wisconsin	2	4	9	4.04	39	0	18	0	0	62.1	69	30	28	0	23	58	4	1.48	3.3	8.4
		2	4	9	4.27	52	0	21	0	0	86.1	99	47	41	2	33	82	7	1.53	3.4	8.5

**2018 WIS:** Led Timber Rattlers in games (39) and finished second in saves (9).

**2018 WIS:** Went 1-1-3 with 1.29 ERA over 11 G in August (14.0 IP, 11 H, 3 R, 2 ER, 5 BB, 8 SO, .229 AVG).

**2018 WIS:** Went 1-2-2 with 5.46 ERA in 17 G in 1st Half; Finished season going 1-2-7 with 2.76 ERA in 22 G in 2nd Half.

**2018 WIS:** 10 straight scoreless appearances between 7/21/18 & 8/20/18 (0.00 ERA, 12.2 IP, 5 H, 6 BB, 9 SO .122 AVG).

**2018 WIS:** Totaled career high 5 SO over 2.1 IP on 6/21/18 at Cedar Rapids (1 H, 0 BB, 5 SO).

**2017 HEL:** Pitched to 2.31 ERA with 12 SO over 11.2 IP between 7/7/17 & 8/8/17 (10 H, 4 R, 3 ER, 7 BB).

**2017 Quinnipiac:** 2-5-0, 5.37 ERA, 11 G, 10 GS, 58.2 IP, 66 H, 38 R, 35 ER, 7 HR, 21 BB, 47 SO, 1.67 WHIP

**2016 Quinnipiac:** 2-4-8, 6.18 ERA, 24 G, 5 GS, 51.0 IP, 69 H, 37 R, 35 ER, 6 HR, 18 BB, 43 SO, 1.71 WHIP

**2015 Quinnipiac:** 6-4-1, 4.10 ERA, 21 G, 5 GS, 59.0 IP, 50 H, 32 R, 27 ER, 4 HR, 17 BB, 49 SO, 1.13 WHIP

**Suffield HS:** Two-sport athlete in baseball and basketball at Suffield High School (CT).

**Suffield HS:** Won four varsity letters in baseball; 2013 Zone 8 American Legion Pitcher of the Year; 2013/2014 team MVP.

**SINGLE GAME CAREER HIGHS**

IP: 3.0 (Multiple) | R: 6 (7/16/18 at SB) | BB: 3 (7/23/17 vs. IDF)  
 H: 9 (7/16/18 at SB) | ER: 6 (7/16/18 at SB) | SO: 5 (6/21/18 at CR)



## ALEC KENILVORT

**RHP**
**Bats: Right | Throws: Right**
**Height: 6'6" | Weight: 235 lbs**
**Born: January 7, 1993 in San Anselmo, CA**
**Acquired: Signed as a minor-league free agent on 7/11/17.**
**College: College of Marin, Solano County Community College**
**High School: Drake High School (San Anselmo, CA)**

YEAR	TEAM	W	L	SV	ERA	G	GS	GF	CG	SHO	IP	H	R	ER	HR	BB	SO	HBP	WHIP	BB/9	K/9
2014	Grand Junction	0	1	0	6.53	19	0	5	0	0	20.2	27	17	15	2	11	20	1	1.84	4.8	8.7
2015	Boise	1	2	0	5.4	22	0	6	0	0	38.1	37	25	23	2	20	31	3	1.49	4.7	7.3
2016	Asheville	3	1	0	5.63	22	0	6	0	0	24.0	29	18	15	5	17	24	0	1.92	6.4	9.0
2016	Boise	2	1	0	4.15	15	0	3	0	0	30.1	24	14	14	3	5	28	0	0.96	1.5	8.3
2017	Wisconsin	2	0	1	7.27	11	0	5	0	0	17.1	24	18	14	1	6	26	3	1.73	3.1	13.5
2017	Brewers	0	0	0	4.5	2	0	1	0	0	2.0	1	1	1	1	0	4	0	0.50	0.0	18.0
2017	Schaumburg	3	1	7	3.1	19	0	12	0	0	20.1	18	8	7	1	6	27	0	1.18	2.7	12.0
2018	Carolina	4	3	1	4.24	40	0	8	0	0	68.0	61	38	32	6	26	66	2	1.28	3.4	8.7
		<b>12</b>	<b>8</b>	<b>2</b>	<b>5.11</b>	<b>131</b>	<b>0</b>	<b>34</b>	<b>0</b>	<b>0</b>	<b>200.2</b>	<b>203</b>	<b>131</b>	<b>114</b>	<b>20</b>	<b>85</b>	<b>199</b>	<b>9</b>	<b>1.44</b>	<b>3.8</b>	<b>8.9</b>

**2018 CAR:** Totaled a career high 6 SO over 2.2 IP on 8/29 vs. Down East.

**2018 CAR:** Pitched to 2.60 ERA over 9 G in May (1-1-0, 17.1 IP, 4 BB, 15 SO).

**2018 CAR:** Pitched to 2.35 ERA over 11 G in July (15.1 IP, 7 BB, 16 SO).

**2018 CAR:** Pitched to 1.98 ERA over 10 G between 7/4 & 7/29 (1-1-1, 13.2 IP, 6 BB, 12 SO).

**2017:** Played for the Schaumburg Boomers of the Frontier League before signing with the Brewers on 7/11/17.

**2017 AZL/WIS:** Was 2-0 with 6.98 ERA over 13 G with AZL Brewers & Wisconsin (19.1 IP, 19 R, 15 ER, 6 BB, 30 SO).

**2016 ASH:** Was 1-1 with 3.31 ERA over 15 G and 16.1 IP in first half (9 R, 6 ER, 12 BB, 17 SO).

**2016 BOI:** Went 1-0 with 1.69 ERA over 6 G and 10.2 IP in July after transfer from Class A (12 SO, 1 BB).

**2015 BOI:** Went 1-1 with 1.65 ERA over 10 G and 16.1 IP in July 2015 (4 R, 3 ER, 6 BB, 11 SO).

**2014 Marin:** 7-4, 2.19, 15 G, 14 GS, 94.2 IP, 77 H, 33 R, 23 ER, 24 BB, 85 SO, 1.07 WHIP.

Attended Solano County Community College before transferring to College of Marin.

Originally selected by the Colorado Rockies in the 15th round of the 2014 Draft.

### SINGLE GAME CAREER HIGHS

**IP:** 3.1 (9/2/16 vs. EVE) | **R:** 7 (6/21/15, 8/2/15) | **BB:** 3 (8/25/15, 6/6/16)

**H:** 8 (6/21/15 vs. TRI) | **ER:** 7 (8/2/15 vs. VAN) | **SO:** 6 (8/29 vs. Down East)

**NATHAN KIRBY****LHP****Bats: Left | Throws: Left****Height: 6'2" | Weight: 210 lbs****Born: November 23, 1993 in Richmond, VA****Acquired: Selected in the 1st round (40th) of the 2015 Draft****College: University of Virginia (Charlottesville, VA)****High School: James River High School (Midlothian, VA)**

YEAR	TEAM	W	L	SV	ERA	G	GS	GF	CG	SHO	IP	H	R	ER	HR	BB	SO	HBP	WHIP	BB/9	K/9
2015	Wisconsin	0	1	0	5.68	5	2	2	0	0	12.2	15	9	8	0	7	7	1	1.74	5.0	5.0
2016	Did Not Play																				
2017	Did Not Play																				
2018	Carolina	3	5	0	4.82	27	11	0	0	0	71.0	70	39	38	7	46	75	4	1.63	5.8	9.5
		3	6	0	4.95	32	13	2	0	0	83.2	85	48	46	7	53	82	5	1.65	5.7	8.8

**2018 CAR:** Began season 0-4 with 6.39 ERA as a starter between 4/8 & 6/2 (11 GS, 25.1 IP, 18 BB, 25 SO).**2018 CAR:** Finished season at 3-1 with 3.94 ERA as a reliever between 6/7 & 9/3 (16 G, 45.2 IP, 28 BB, 50 SO).**2018 CAR:** Went 0-4 with a 6.39 ERA over 11 starts between 4/8 & 6/2 (25.1 IP, 25 H, 18 ER, 18 BB, 25 SO).**2018 CAR:** Went 3-1-0 with a 3.94 over 16 relief appearances (6/7-9/3, 45.2 IP, 45 H, 20 ER, 28 BB, 50 SO).**2018 CAR:** Pitched to 10.31 SO/9ip ratio over final 8 relief appearances (18.1 IP, 21 SO).**2018 CAR:** Held left-handed batters to a .180 average (16-for-89, 1 HR, 12 BB, 27 SO).**2015 WIS:** Went 5-2 with 5.68 ERA over 5 G and 2 GS (12.2 IP, 7 BB, 7 SO) before landing on DL on 8/20.**2015 WIS:** Placed on the DL on 8/20 and underwent "Tommy John" surgery on 9/1.**2015 UVA:** 5-3, 2.53, 12 G, 11 GS, 64.0 IP, 55 H, 21 R, 18 ER, 32 BB, 81 SO, 1.36 WHIP**2015 UVA:** Was named 1st Team College All-American & First Team All-ACC in his junior year

Pitched twice in 2015 CWS and earned the save in Game 3 vs. Vanderbilt to clinch Virginia's first National Title.

**2014 UVA:** 9-3, 2.06, 18 G, 18 GS, 113.0 IP, 68 H, 34 R, 26 ER, 33 BB, 112 SO, 0.89 WHIP**2014 UVA:** Struck out a career-high 18 in a no-hitter on 4/4/14 at Pittsburgh.**2014 UVA:** Was the ACC Co-Pitcher of the Year and First Team All-ACC honoree in his sophomore season.**2013 UVA:** 4-1, 6.06, 24 G, 2 GS, 32.2 IP, 43 H, 26 R, 22 ER, 13 BB, 37 SO, 1.71 WHIP**2012:** Played at James River High School and was named 2012 Virginia Player of the Year by Gatorade and ESPNHS.**SINGLE GAME CAREER HIGHS****IP:** 4.0 (Multiple) | **R:** 4 (Multiple) | **BB:** 4 (8/29/18 vs. DE)**H:** 6 (7/16/18, 7/22/18) | **ER:** 4 (Multiple) | **SO:** 7 (8/5/18 vs. SAL)



## TRISTEN LUTZ

OF

Bats: Right | Throws: Right

Height: 6'3" | Weight: 210 lbs

Born: August 22, 1998 in Arlington, TX

Acquired: Selected in the 1st round (34th) of the 2017 Draft

High School: James W. Martin HS (Arlington, TX)

YEAR	TEAM	AVG	OBP	SLG	OPS	G	AB	R	H	2B	3B	HR	RBI	BB	SO	SB	CS
2017	AZL Brewers	.279	.347	.559	.905	16	68	12	19	4	3	3	11	4	21	1	0
2017	Helena	.333	.432	.559	.992	24	93	23	31	1	1	6	16	12	21	2	4
2018	Wisconsin	.245	.321	.421	.742	119	444	63	109	33	3	13	63	46	139	9	3
		.263	.342	.458	.799	159	605	98	159	38	7	22	90	62	181	12	7

Enters 2019 season rated as No. 4 prospect in Brewers organization according to MLBpipeline.com.

Enters 2019 season rated as No. 7 prospect in Brewers organization according to Baseball America.

2018 WIS: Led Wisconsin in hits (109), runs (63), doubles (33), home runs (13), walks (46) and RBI (63).

2018 WIS: Began season batting just .181/.234/.306 over 18 G in April (13 H, 8 R, 3 2B, 2 HR, 5 RBI, 27 SO).

2018 WIS: Finished season tied for 2nd in Midwest League in doubles (33) and 3rd in extra-base hits (49).

2018 WIS: Hit .276/.336/.472 with .809 OPS with runners on base (55 H, 56 R, 17 2B, 2 3B, 6 HR, 56 RBI).

2018 WIS: Totaled .677 OPS over 58 G in 1st Half; totaled .802 OPS in 2nd Half (.263/.346/.456, 60 H, 21 2B, 7 HR, 39 RBI).

2018 WIS: Hit safely in 10 straight games between 6/12/18 &amp; 6/26/18 (11-for-39, 6 R, 5 2B, HR, 5 RBI, 4 BB, 14 SO).

2017 HEL: Hit 2 HR on 8/8/17 at Orem (3-for-4, 3 R, 2 HR, 2 RBI).

2017 HEL: Hit .370/.444/.565 with 1.010 OPS with runners on base (17-for-46, 20 R, 3 HR, 13 RBI).

2017 AZL/HEL: Hit .311/.398/.559 over 40 G between AZL Brewers and Helena (50 H, 35 R, 5 2B, 4 3B, 9 HR, 27 RBI).

2017 AZL/HEL: Hit safely in 11 straight games between 7/25/17-8/1/17 w/AZL and 8/3/17-8/6/17 w/HEL.

2017 AZL: Hit 2 HR in first professional game (7/10/17 at WSX, 2-for-5, 3 R, 5 RBI).

2017 AZL: Hit .361/.425/.667 with 1.092 OPS with runners on base (13-for-36, 11 R, 3 2B, 1 3B, 2 HR, 10 RBI).

Selected with Milwaukee's Competitive Balance Round A Draft pick; No. 34 overall.

Had committed to play for the University of Texas before signing with Milwaukee.

James Martin HS: Hit .432 (41-for-95) with 10 home runs during his senior season.

### SINGLE GAME CAREER HIGHS

H: 3 (Multiple) | RBI: 5 (7/10/17 at WSX) | BB: 3 (8/29/17, 7/9/18)

R: 4 (4/27/18 vs. PEO) | HR: 2 (7/10/17, 8/8/17) | SO: 4 (8/15/17 vs. ORM)



## FRANLY MALLEN

INF

Bats: Right | Throws: Right

Height: 6'1" | Weight: 160 lbs

Born: May 27, 1997 in Sabana Grande de Palenque, Dominican Republic

Acquired: Signed as a non-drafted free agent on 7/2/13

Pronunciation: lmy-ennl

YEAR	TEAM	AVG	OBP	SLG	OPS	G	AB	R	H	2B	3B	HR	RBI	BB	SO	SB	CS
2014	DSL Brewers	.235	.326	.292	.618	63	243	38	57	11	0	1	23	26	69	4	5
2015	AZL Brewers	.268	.351	.421	.772	60	235	33	63	20	2	4	28	25	64	5	4
2015	Helena	.500	.500	.600	1.100	3	10	2	5	1	0	0	1	0	2	1	0
2016	Helena	.279	.317	.391	.709	50	179	22	50	11	0	3	23	9	43	2	4
2017	Helena	.225	.296	.294	.590	48	187	19	42	7	0	2	19	12	46	1	2
2018	Wisconsin	.176	.243	.294	.537	11	34	5	6	2	1	0	1	3	11	0	0
		.251	.324	.350	.674	235	888	119	223	52	3	10	95	75	235	13	15

2017 HEL: Hit safely in 10 straight games between 6/21/17 &amp; 7/3/17 (.310/.370/.429, .798 OPS, 13 H).

2015 DSL/HEL: .278/.356/.429, .785 OPS, 63 G, 68 H, 35 R, 21 2B, 2 3B, 4 HR, 29 RBI, 6 SB

2015 DSL: Hit safely in 10 straight games between 8/1/15 &amp; 8/13/15 (.405/.522/.703, 15 H, 9 R, 7 RBI, 7 BB, 11 SO).

2015 DSL: Hit .310/.412/.517 with .929 OPS over 15 G in August (18 H, 10 R, 5 2B, 2 3B, 1 HR, 7 RBI, 8 BB, 18 SO)

2015 DSL: Totaled career high 5 RBI on 6/10/15 vs. DSL Florida (3-for-5, 2 R, 2 2B, 1 HR, 5 RBI)

### SINGLE GAME CAREER HIGHS

H: 3 (Multiple) | RBI: 5 (6/10/15 vs. DSL FLA) | BB: 2 (Multiple)

R: 3 (Multiple) | HR: 1 (Multiple) | SO: 4 (7/17/17 at OGD)

**JOEY MATULOVICH****RHP**

Bats: Right | Throws: Right

Height: 6'3" | Weight: 195 lbs

Born: July 6, 1997 in Walnut Creek, CA

Acquired: Selected in the 20th round of the 2018 Draft

College: University of California, Berkeley (Berkeley, CA)

High School: San Ramon Valley HS (Danville, CA)

YEAR	TEAM	W	L	SV	ERA	G	GS	GF	CG	SHO	IP	H	R	ER	HR	BB	SO	HBP	WHIP	BB/9	K/9
2018	Helena	3	2	0	2.75	12	2	5	0	0	36.0	27	14	11	1	14	49	2	1.14	3.5	12.3
		3	2	0	2.75	12	2	5	0	0	36.0	27	14	11	1	14	49	2	1.14	3.5	12.3

2018 HEL: 2-1 with 2.52 ERA over 10 relief appearances (25.0 IP, 18 H, 10 R, 7 ER, 12 BB, 33 SO, .200 AVG).

2018 HEL: 1-1 with 3.27 ERA over two starts (11.0 IP, 9 H, 4 R, 4 ER, 2 BB, 16 SO, .231 AVG).

2018 HEL: Totaled career high 10 SO on 8/21/18 vs. Orem (6.0 IP, 3 H, 1 R, 1 ER, 1 BB, 10 SO).

2018 CAL: 1-1, 3.47 ERA, 19 G, 5 GS, 46.2 IP, 41 H, 23 R, 18 ER, 5 HR, 25 BB, 45 SO, 1.41 WHIP

2017 CAL: 4-3, 4.76 ERA, 17 G, 12 GS, 73.2 IP, 77 H, 44 R, 39 ER, 8 HR, 18 BB, 45 SO, 1.29 WHIP

2017 CAL: Pitched through Cal's only CG of 2017 season on 3/12 at Pepperdine, totaled career best 10 SO.

2016 CAL: 1-1, 2.49 ERA, 21 G, 2 GS, 43.0 IP, 32 H, 13 R, 12 ER, 1 HR, 20 BB, 31 SO, 1.20 WHIP

Pitched with Wareham Gateman in Cape Cod League (2 Yrs: 4-2, 1.48 ERA, 12 G, 9 GS, 54.2 IP, 11 BB, 47 SO, 0.97 WHIP)

Was 9-1 with 110 strikeouts as a senior in 2015 for the San Ramon Valley Wolves (Danville, CA).

Totaled two no-hitters and three one-hitters during senior year at San Ramon Valley High School.

Was an All-State selection in 2015 as a senior and was named the East Bay League MVP

**SINGLE GAME CAREER HIGHS**

IP: 6.0 (8/21/18, 8/28/18) | R: 3 (Multiple) | BB: 3 (7/15/18, 8/4/18)

H: 6 (8/14/18 at ORM) | ER: 3 (8/14/18, 9/3/18) | SO: 10 (8/21/18 vs. ORM)

**CHAD McCLANAHAN****INF**

Bats: Left | Throws: Right

Height: 6'5" | Weight: 200 lbs

Born: December 22, 1997 in Phoenix, AZ

Acquired: Selected in the 11th round of the 2016 Draft

High School: Brophy College Preparatory (Phoenix, AZ)

YEAR	TEAM	AVG	OBP	SLG	OPS	G	AB	R	H	2B	3B	HR	RBI	BB	SO	SB	CS
2016	AZL Brewers	.208	.277	.333	.610	35	144	22	30	7	1	3	14	11	45	1	2
2017	Helena	.234	.339	.315	.654	63	235	33	55	8	1	3	30	39	78	5	5
2018	Helena	.301	.382	.541	.923	49	183	30	55	14	3	8	35	24	55	3	4
2018	Wisconsin	.171	.261	.237	.498	21	76	8	13	2	0	1	8	6	33	0	0
		.240	.329	.375	.703	168	638	93	153	31	5	15	87	80	211	9	11

Enters 2019 season rated as No. 24 prospect in Brewers organization according to MLBpipeline.com.

Enters 2019 season rated as No. 30 prospect in Brewers organization according to Baseball America.

2018 HEL/WIS: Combined to hit .263/.347/.452 over 70 G with HEL/WIS (.798 OPS, 117 H, 68 R, 16 2B, 3 3B, 9 HR, 43 RBI).

2018 WIS: Made first career appearance in LF on 8/14/18 at Beloit; went to play LF in 13 games in 2018 with Wisconsin.

2018 HEL: Opened season in 10 game hitting streak (.361/.439/.583, 1.022 OPS, 13 H, 7 R, 3 2B, 1 3B, 1 HR, 6 RBI).

2018 HEL: Slashed .324/.395/.579 (.975 OPS, 47 H, 6 HR, 29 RBI) vs. RHP; .211/.333/.395 (8 H, 2 HR) vs. LHP

2018 HEL: Slashed .310/.393/.556 with .949 OPS over 38 first half games (44 H, 11 2B, 3 3B, 6 HR, 25 RBI).

2018 HEL: Named to 2018 mid-season Pioneer League All-Star team.

2017 HEL: Went 4-for-6 with 2 R, 1 2B and 2 RBI on 9/4/17 vs. Missoula.

2017 HEL: Closed season slashing .307/.398/.387 over final 19 games (.784 OPS, 23 H, 11 R, 4 2B, 10 RBI, 12 BB).

2016 AZL: Began career/season going 2-for-4 with 2 R, 1 2B, 1 HR and 2 RBI on 7/7/16 vs. AZL White Sox.

Originally signed a letter of intent with Arizona State University.

**SINGLE GAME CAREER HIGHS**

H: 4 (9/4/17 vs. MIS) | RBI: 4 (7/8/17, 7/17/17) | BB: 2 (Multiple)

R: 3 (7/11/18 at IDF) | HR: 1 (Multiple) | SO: 3 (Multiple)



## PAT McINERNEY

INF

Bats: Right | Throws: Right

Height: 6'3" | Weight: 235 lbs

Born: September 14, 1994 in Downers Grove, IL

Acquired: Signed at a non-drafted free agent on 6/21/17.

College: University of Illinois (Champaign, IL)

High School: Benet Academy (Lisle, IL)

YEAR	TEAM	AVG	OBP	SLG	OPS	G	AB	R	H	2B	3B	HR	RBI	BB	SO	SB	CS
2017	AZL Brewers	.243	.378	.487	.865	50	189	38	46	19	0	9	36	34	65	8	0
2018	Wisconsin	.230	.362	.444	.806	56	187	32	43	8	1	10	25	37	68	5	3
2018	Carolina	.112	.241	.153	.394	33	98	6	11	4	0	0	5	17	38	0	0
		.211	.344	.401	.745	139	474	76	100	31	1	19	66	88	171	13	3

**2018 CAR:** Went 1-for-4 with walk-off single on 7/24/18 vs. Myrtle Beach.

**2018 CAR:** Went 0-for-0 (entered in 10th) with walk-off RBI walk on 7/19 vs. Winston-Salem.

**2018 WIS:** Was 2nd in Midwest League in Best HR/AB Ratio (1/18.70) in 1st Half.

**2018 WIS:** Finished 1st Half tied for 3rd in Midwest League in HR (10).

**2017 AZL:** Finished 2017 AZL tied for 1st in HR (9), 5th in RBI (36), tied for 2nd in 2B (19), 2nd in XBH (28), 4th in runs (38) and 4th in BB (34); & was a 2017 Arizona League Post-Season All-Star.

**2017 AZL:** Went 4-for-6 with 3 R, 2B, HR and 6 RBI on 7/19/17 at AZL Dodgers.

**2017 Illinois:** 51 G, .309/.416/.593, 60 H, 42 R, 10 2B, 15 HR, 44 RBI, 33 BB, 40 SO, 8 SB

**2016 Illinois:** 51 G, .301/.373/.456, 58 H, 28 R, 9 2B, 7 HR, 27 RBI, 19 BB, 38 SO

**2015 Illinois:** 55 G, .290/.374/.425, 54 H, 32 R, 10 2B, 5 HR, 34 RBI, 2 SB, 21 BB, 29 SO

**2014 Illinois:** 21 G, .203/.299/.288, 12 H, 8 R, 2 2B, 1 HR, 5 RBI, 7 BB, 10 SO

**High School:** Was teammates with Frank Kaminsky on Benet Academy basketball team.

**High School:** Played HS basketball against Jabari Parker, Anthony Davis, Jahlil Okafor, Ryan Boatright and Marcus Paige.

### SINGLE GAME CAREER HIGHS

H: 4 (7/9/17 vs. DOD) | RBI: 6 (7/9/17 vs. DOD) | BB: 4 (6/24/17 at DIA)

R: 3 (6/24/17, 7/9/17) | HR: 2 (4/17/18 at KC) | SO: 4 (7/17/17, 8/13/17)



## CHRISTIAN MEISTER

**RHP**
**Bats: Right | Throws: Right**
**Height: 6'3" | Weight: 210 lbs**
**Born: October 29, 1993 in Tacoma, WA**
**Acquired: Signed as minor league free agent on 6/28/18**
**College: Green River Community College (Auburn, WA)**
**High School: Decatur HS (Federal Way, WA)**

YEAR	TEAM	W	L	SV	ERA	G	GS	GF	CG	SHO	IP	H	R	ER	HR	BB	SO	HBP	WHIP	BB/9	K/9
2015	AZL Indians	2	1	0	0.98	8	0	1	0	0	18.1	15	2	2	0	4	17	2	1.04	2.0	8.3
2015	Mahoning Valley	0	0	0	5.87	2	1	0	0	0	7.2	6	6	5	0	5	4	3	1.44	5.9	4.7
2016	Lake County	2	2	1	4.92	32	0	12	0	0	53.0	60	34	29	4	40	37	5	1.89	6.8	6.3
2017	Did Not Pitch																				
2018	AZL Brewers	0	0	1	1.50	6	0	3	0	0	6.0	3	2	1	0	5	12	0	1.33	7.5	18.0
2018	Wisconsin	1	1	1	4.50	7	0	3	0	0	8.0	4	4	4	0	9	10	3	1.63	10.1	11.3
		<b>5</b>	<b>4</b>	<b>3</b>	<b>3.97</b>	<b>55</b>	<b>1</b>	<b>19</b>	<b>0</b>	<b>0</b>	<b>93.0</b>	<b>88</b>	<b>48</b>	<b>41</b>	<b>4</b>	<b>63</b>	<b>80</b>	<b>13</b>	<b>1.62</b>	<b>6.1</b>	<b>7.7</b>

**2018:** Signed with Evansville Otters on 4/27/18, but did not pitch; later released by Evansville on 5/9/18.

**2018 AZL/HEL:** Went 1-1-2 with 3.21 ERA between AZL Brewers & Helena (13 G, 0 GS, 14.0 IP, 7 H, 6 R, 5 ER, 14 BB, 22 SO).

**2017:** Pitched with Melbourne Aces in Australian Baseball League (0-1-1, 6.33 ERA, 14 G, 2 GS, 21.1 IP, 23 H, 19 R, 15 ER, 14 BB, 26 SO).

**2016 LC:** Went 0-0 with 1.74 ERA over 6 G in May (10.1 IP, 11 H, 3 R, 2 ER, 3 BB, 5 SO).

**2016 LC:** Went 0-0-1 with 3.28 ERA in first half (24.2 IP, 21 H, 16 BB, 17 SO); 2-2-0, 6.35 ERA in second half.

**2016 LC:** Began season allowing 5 ER over first 2 G/2.2 IP before going 1-1-1 with 1.88 ERA (16 BB, 22 SO) over next 18 G (4/14-7/14).

**2015 AZL CLE/MV:** Went 2-1 with 2.42 ERA over 10 G and 1 GS between AZL Indians & Mahoning Valley (26.0 IP, 9 BB, 21 SO).

**2015 AZL:** Went 1-0 with 0.69 ERA over five (5) second half games (5 G, 13.0 IP, 11 H, 1 R, 1 ER, 2 HB, 2 BB, 9 SO).

**2015 AZL:** Held right handed hitters to .111/.200/.133 slash against (5-for-45, 11 SO); vs. Left: .385/.407/.500, 10-for-26, 6 SO

**2015:** Selected by the Cleveland Indians in the 29th round of the 2015 Draft.

**2015:** Spent 2015 training at Driveline in Seattle, WA.

**2014 Green River CC:** 1-5, 6 G, 1 GS, 34.0 IP, 31 H, 21 R, 16 ER, 5 HR, 15 BB, 39 SO

**2013 Green River CC:** 1-8-0, 7.49 ERA, 13 G, 12 GS, 63.2 IP, 80 H, 72 R, 53 ER, 3 HR, 39 BB, 47 SO, 1.87 WHIP

### SINGLE GAME CAREER HIGHS

**IP:** 4.0 (8/30/15 vs. SC) | **R:** 5 (8/25/16 vs. BG) | **BB:** 4 (6/1/16, 8/17/16)

**H:** 4 (Multiple) | **ER:** 4 (Multiple) | **SO:** 4 (Multiple)



## JENRI MONTAS

**RHP**
**Bats: Right | Throws: Right**
**Height: 6'3" | Weight: 210 lbs**
**Born: October 29, 1993 in Tacoma, WA**
**Acquired: Signed as minor league free agent on 6/28/18**
**College: Green River Community College (Auburn, WA)**
**High School: Decatur HS (Federal Way, WA)**

YEAR	TEAM	W	L	SV	ERA	G	GS	GF	CG	SHO	IP	H	R	ER	HR	BB	SO	HBP	WHIP	BB/9	K/9
2016	DSL Brewers	2	7	0	5.24	12	10	0	0	0	46.1	50	37	27	1	22	37	7	1.55	4.3	7.2
2017	DSL Brewers	2	3	2	5.05	23	0	6	0	0	41.0	43	31	23	0	26	47	4	1.68	5.7	10.3
2018	Helena	2	0	0	6.92	16	0	3	0	0	26.0	39	24	20	4	10	13	6	1.89	3.5	4.5
2018	Wisconsin	0	0	0	8.22	5	0	0	0	0	7.2	10	7	7	0	9	5	0	2.48	10.6	5.9
		<b>6</b>	<b>10</b>	<b>2</b>	<b>5.73</b>	<b>56</b>	<b>10</b>	<b>9</b>	<b>0</b>	<b>0</b>	<b>121.0</b>	<b>142</b>	<b>99</b>	<b>77</b>	<b>5</b>	<b>67</b>	<b>102</b>	<b>17</b>	<b>1.73</b>	<b>5.0</b>	<b>7.6</b>

**2018 HEL/WIS:** Went 2-0 with 7.22 ERA over 21 between Helena and Wisconsin (33.2 IP, 49 H, 31 R, 27 ER, 19 BB, 18 SO).

**2018 HEL:** Went 0-0 with 3.60 ERA over 4 G in June (10.0 IP, 11 H, 6 R, 4 ER, 4 BB, 4 SO).

**2018 HEL:** Allowed opponents to bat .345 against him; including .471 average against for left-handed hitters (1.250 OPS).

**2017 DSL:** Totaled career high 7 SO on 8/22/17 vs. DSL Rangers 2 (3.0 IP, 2 H, 1 R, 0 ER, 0 BB, 7 SO, 12 AB, 12 TBF).

**2017 DSL:** Went 1-1-1 with 1.62 ERA over 8 G in July (16.2 IP, 15 H, 4 R, 3 ER, 9 BB, 11 SO).

**2017 DSL:** Went 1-1-1 with 1.45 ERA over 10 G and 18.2 IP between 6/27/17 - 7/31/17 (16 H, 7 R, 3 ER, 11 BB, 14 SO).

**2016 DSL:** Went 1-2-0 with 1.89 ERA over 4 G and 3 GS in August (19.0 IP, 15 H, 10 R, 4 ER, 7 BB, 15 SO, .214 AVG).

**2016 DSL:** Allowed 10 hits in back-to-back appearances on 7/13/16 & 7/20/16 (7.2 IP, 10.57 ERA, 20 H, 1 BB, 9 SO).

### SINGLE GAME CAREER HIGHS

**IP:** 6.0 (GS, 8/17/16 vs. DSL CAR) | **R:** 8 (7/13/16 at DSL NYY2) | **BB:** 4 (Multiple)

**H:** 10 (7/13/16 & 7/20/16) | **ER:** 6 (Multiple) | **SO:** 7 (8/22/17 vs. DSL RAN2)



## TREVER MORRISON

**INF**
**Bats: Left | Throws: Left**
**Height: 6'0" | Weight: 180 lbs**
**Born: April 21, 1995 in Kirkland, WA**
**Acquired: Selected in the 12th round of the 2016 MLB Draft.**
**College: Oregon State University**
**School: Archbishop Murphy High School (Everett, WA)**

YEAR	TEAM	AVG	OBP	SLG	OPS	G	AB	R	H	2B	3B	HR	RBI	BB	SO	SB	CS
2016	Helena	.265	.315	.288	.603	37	132	17	35	3	0	0	10	9	31	5	3
2017	Wisconsin	.204	.295	.324	.619	93	299	48	61	17	2	5	27	29	110	8	4
2018	Carolina	.194	.301	.323	.624	19	62	10	12	2	0	2	6	10	23	1	0
2018	Wisconsin	.253	.320	.293	.613	54	198	22	50	8	0	0	23	18	58	8	2
		.229	.306	.308	.615	203	691	97	158	30	2	7	66	66	222	22	9

**2018 CAR:** Promoted to High-A on 8/4; played with CAR from 8/4-8/31 before returning to Low-A Wisconsin.

**2018 CAR:** Homered on 8/12 in Salem and 8/21 at Buies Creek; totaled 2 HR over 19 games with CAR.

**2018 WIS:** Hit safely in career best 10 straight games between 7/12-7/23/18 (.351/.390/.432, 13 H, 3 2B, 6 RBI).

**2018 WIS:** Set career highs in runs and hits in a game on 7/9/18 (4-for-5, 4 R, 3 RBI) vs. Peoria.

**2018 WIS:** Started a 6-4-5-4-5-6 (played SS) triple play versus Quad Cities on 6/5/18.

Entered 2018 season with 53 career starts at 2B, 6 at 3B, 46 at SS, 1 in LF.

**2017 WIS:** Closed out 2017 in career best 8 game hit streak (8/27-9/4, .355/.429/.484, 11 H, 6 R, 4 2B).

**2016 Oregon State:** .284/.345/.402, .747 OPS, 54 G, 29 R, 55 H, 10 2B, 5 3B, 1 HR, 26 RBI, 15 BB, 38 SO

**2015 Oregon State:** .317/.412/.400, .812 OPS, 42 G, 24 R, 46 H, 5 2B, 2 3B, 1 HR, 18 RBI, 19 BB, 23 SO

**2014 Oregon State:** .225/.350/.289, .639 OPS, 59 G, 40 R, 46 H, 3 2B, 5 3B, 17 RBI, 8 SB, 34 BB, 50 SO

Played for the Kansas City Royals Area Code Team in 2012 while at Archbishop Murphy High School.

Was originally drafted by the Boston Red Sox in the 36th round of the 2013 Draft, but did not sign.

### SINGLE GAME CAREER HIGHS

**H:** 4 (7/9/18 at PEO) | **RBI:** 3 (Multiple) | **BB:** 3 (4/12/17 vs. BUR)

**R:** 4 (7/9/18 vs. PEO) | **HR:** 1 (Multiple) | **SO:** 4 (Multiple)



## TUCKER NEUHAUS

**INF/OF**
**Bats: Left • Throws: Right**
**Height: 6'3" | Weight: 190 lbs**
**Born: June 18, 1995 in Tampa, FL us**
**Draft: Selected in the 2nd round of the 2013 Draft**
**High School: Wharton High School (Tampa, FL)**

YEAR	TEAM	AVG	OBP	SLG	OPS	G	AB	R	H	2B	3B	HR	RBI	BB	SO	SB	CS
2013	AZL Brewers	.231	.311	.303	.613	51	195	29	45	12	1	0	24	23	56	6	3
2014	Helena	.233	.296	.328	.624	61	232	31	54	13	0	3	21	20	76	9	2
2015	Wisconsin	.249	.307	.355	.662	104	369	32	92	19	4	4	40	33	77	0	2
2016	Wisconsin	.370	.393	.519	.911	8	27	3	10	2	1	0	3	1	8	0	0
2016	AZL Brewers	.385	.500	.538	1.038	4	13	3	5	0	1	0	2	2	3	0	2
2017	Wisconsin	.245	.297	.452	.749	87	323	45	79	26	1	13	47	20	99	4	5
2018	Carolina	.232	.296	.402	.698	79	306	35	71	18	5	8	39	26	106	5	0
		.243	.305	.380	.684	394	1465	178	356	90	13	28	176	125	425	24	14

**2018 CAR:** Went 3-for-5 with three doubles and a RBI on 4/14 at WS.

**2018 CAR:** Began 2018 with seven game hit streak (.384/.393/.615, 10-for-26, 4 R, 2 HR, 6 RBI).

**2018 CAR:** Named to 2018 Carolina League, Southern Division Mid-Season All-Star team.

**2018 CAR:** Left in the 4th inning with injury on 7/6, placed on DL on 7/16 and missed remainder of season.

**2017 WIS:** Went 4-for-5 (2 R, 2 2B, 2 HR, 4 RBI) on 4/9/17 and 4-for-4 (3 R, 1 2B, 1 HR, 1 RBI) on 7/6/17.

**2017 WIS:** Totaled 29 extra-base hits including 19 2B, 1 3B and 9 HR over 62 first half games.

**2017 WIS:** Drove in career high 5 RBI on 6/30/17 at Beloit (2-for-5, 2 R, 2 HR, 5 RBI, 2 SO).

**2016-17 ABL:** Played for Sydney Blue Sox in Australian Baseball League (.275/.320/.352, 36 G, 39 H, 11 2B, 21 RBI)

**2016 WIS:** Hit .370/.393/.519 over first 8 G of 2016 before suffering broken wrist on 4/15/16 (did not return to WIS).

**2016 AZL:** Hit .385/.500/.538 over four games with AZL Brewers after returning from fractured wrist (4/15/16).

**2015 WIS:** Hit safely in 11 straight games between 4/29/15 & 5/13/15 (.341/.375/.545, 15 H, 2 2B, 2 3B, 1 HR).

**2014 PIO:** Hit safely in 16 straight games (.306/.328/.387, 19 H, 9 R, 2 BB).

### SINGLE GAME CAREER HIGHS

**H:** 4 (Multiple) | **RBI:** 5 (6/30/17 at BEL) | **BB:** 3 (6/20/13)

**R:** 3 (Multiple) | **HR:** 2 (7/23/16 vs. LC) | **SO:** 6 (7/8/17 vs. BUR)



## JORGE ORTEGA

**RHP**
**Bats: Right | Throws: Right**
**Height: 6'1" | Weight: 165 lbs**
**Born: June 20, 1993 in Caracas, Venezuela**
**Acquired: Originally signed as a non-drafted free agent on 4/9/11. Signed a two-year contract on 10/25/17**

YEAR	TEAM	W	L	SV	ERA	G	GS	GF	CG	SHO	IP	H	R	ER	HR	BB	SO	HBP	WHIP	BB/9	K/9
2011	DSL Brewers	4	6	0	3.16	13	11	0	2	1	74.0	69	30	26	5	12	45	6	1.10	1.5	5.5
2012	DSL Brewers	6	5	0	2.54	13	13	0	1	0	78.0	81	32	22	0	13	53	1	1.21	1.5	6.1
2013	AZL Brewers	2	5	0	4.15	14	5	2	0	0	56.1	61	38	26	5	10	41	2	1.26	1.6	6.6
2014	Helena	4	5	0	4.23	15	15	0	0	0	83.0	90	45	39	13	8	46	4	1.18	0.9	5.0
2015	Colorado Springs	1	0	0	1.50	1	1	0	0	0	6.0	8	1	1	0	1	3	0	1.50	1.5	4.5
2015	Brevard County	9	9	0	2.41	22	20	0	6	2	141.2	136	47	38	7	11	72	3	1.04	0.7	4.6
2016	Biloxi	1	9	0	4.99	18	18	0	0	0	97.1	112	62	54	10	15	54	6	1.31	1.4	5.0
2018	Carolina	0	5	0	8.88	8	6	0	0	0	24.1	40	30	24	4	4	7	3	1.81	1.5	2.6
2018	AZL Brewers	0	3	0	4.50	6	6	0	0	0	18.0	18	9	9	1	1	14	0	1.06	0.5	7.0
		<b>27</b>	<b>47</b>	<b>0</b>	<b>3.72</b>	<b>110</b>	<b>95</b>	<b>2</b>	<b>9</b>	<b>3</b>	<b>578.2</b>	<b>615</b>	<b>294</b>	<b>239</b>	<b>45</b>	<b>75</b>	<b>335</b>	<b>25</b>	<b>1.19</b>	<b>1.2</b>	<b>5.2</b>

**2017 AFL:** Played for the Salt River Rafters in the Arizona Fall League (6 G, 8.53 ERA, 6.1 IP, 6 ER, 3 BB, 2 SO).

**2016 BIL:** Underwent "Tommy John" surgery on 8/4/16 and missed the remainder of the season.

**2015 BRE:** Won the Florida State League ERA title (2.41 ERA).

**2015 BRE:** Led the FSL in CG (6), shutouts (2), lowest BB-IBB/9IP (0.68) & fewest baserunners/9IP (9.43).

**2015 BRE:** Was tied for 1st in FSL in WHIP (1.04), tied for 4th in innings (141.2) and 4th in average (.246).

**2015 BRE:** Was named both a Florida State League mid-season and postseason All-Star.

**2014 HEL:** Finished the season ranked 1st in the Pioneer League in innings pitched (83.0) and 5th in earned run average (4.23).

We also tied for 2nd in home runs allowed (13), 5th in lowest average against (.274), 1st in lowest BB-IBB/9ip ratio (0.87) and 2nd in fewest baserunners/9ip ratio (11.06).

### SINGLE GAME CAREER HIGHS

**IP:** 9.0 (4x) | **R:** 9 (7/22/13 vs. AZL Gila) | **BB:** 4 (8/25/13 at AZL ATL)

**H:** 10 (6x) | **ER:** 8 (7/16 vs. JAX) | **SO:** 11 (6/26/12 vs. DSL TIG)


## MICHAEL PETERSEN

**RHP**
**Bats: Right | Throws: Right**
**Height: 6'7" | Weight: 225 lbs**
**Born: May 16, 1994 in Middlesex, Great Britain**
**Acquired: Selected in the 17th round of the 2015 Draft**
**College: Riverside Community College (Riverside, CA)**
**High School: St. Francis High School (Mountain View, CA)**

YEAR	TEAM	W	L	SV	ERA	G	GS	GF	CG	SHO	IP	H	R	ER	HR	BB	SO	HBP	WHIP	BB/9	K/9
2015	AZL Brewers	1	0	0	1.35	4	3	0	0	0	6.2	3	2	1	0	2	5	1	0.75	2.7	6.8
2016	Helena	1	3	0	7.71	10	5	1	0	0	23.1	41	24	20	4	13	19	7	2.31	5.0	7.3
2017	Helena	1	3	0	6.41	15	9	1	0	0	46.1	51	36	33	5	31	48	8	1.77	6.0	9.3
2018	Wisconsin	2	1	4	3.46	32	0	9	0	0	67.2	61	28	26	5	25	62	7	1.27	3.3	8.2
		<b>5</b>	<b>7</b>	<b>4</b>	<b>5</b>	<b>61</b>	<b>17</b>	<b>11</b>	<b>0</b>	<b>0</b>	<b>144.0</b>	<b>156</b>	<b>90</b>	<b>80</b>	<b>14</b>	<b>71</b>	<b>134</b>	<b>23</b>	<b>1.58</b>	<b>4.4</b>	<b>8.4</b>

**2018 WIS:** Opened season going 0-0-1 with 0.00 ERA over 5 G (0 GS) in April (14.2 IP, 8 H, 0 R, 2 HB, 2 BB, 13 SO, .167 AVG).

**2018 WIS:** Pitched to 11.5 SO/9 and 12.4 SO/9 in July and August respectively; 11.9 SO/9 combined in July/August (25.2 IP, 34 SO).

**2018 WIS:** Went 1-0-2 with 2.23 ERA over 19 home starts (40.1 IP, 30 H, 11 R, 10 ER, 11 BB, 39 SO, .216 AVG).

**2018 WIS:** Totaled 7 SO over 3.0 innings in relief on 8/14/18 at Beloit (3.0 IP, 3 H, 1 R, 1 ER, 1 BB, 7 SO, 13 AB, 14 TBF).

**2017 HEL:** Named Pioneer League Pitcher of the Week for week of 6/25/17 (1 GS, 6.0 IP, 2 H, 0 R, 4 BB, 6 SO).

**2017 HEL:** Opened season with 12 SO over first two starts and 10.2 IP (1.69 ERA, 5 H, 2 R, 2 ER, 7 BB, 12 SO).

**2016 HEL:** Allowed opponents to bat .398 against him; including .455 average against left-handed hitters (20-for-44, 1.045 OPS).

**2015 AZL:** Went 0-0-0 with 0.00 ERA over 3 GS (5.2 IP, 3 H, 0 R, 1 BB, 3 SO, .167 AVG).

**2015:** Pitched for Battle Creek Bombers of Northwoods League (1-2-0, 2.45 ERA, 9 G, 1 GS, 14.2 IP, 7 BB, 17 SO, 0.99 WHIP).

**2014 Riverside CC:** Missed most of season due to injury (1 G, 1.0 IP, 1 BB, 2 SO).

**Drafted by the Pittsburgh Pirates in the 19th round of the 2012 MLB Draft from St. Francis HS (Mountain View, CA).**
**Drafted by the Texas Rangers in the 31st round of the 2013 MLB Draft from West Valley College (Saratoga, CA).**
**Drafted by the San Francisco Giants in the 24th round of the 2014 MLB Draft from Riverside Community College (Riverside, CA).**
**Born in United Kingdom, moved with his family to northern California when he was about a year old.**

### SINGLE GAME CAREER HIGHS

**IP:** 6.0 (6/22/17 at GTF) | **R:** 7 (7/18/17 at OGD) | **BB:** 5 (7/13/17 at IDF)

**H:** 8 (7/17/16 at OGD) | **ER:** 7 (7/18/17 at OGD) | **SO:** 7 (8/29/17, 8/14/18)



## NIC PIERRE

OF

Bats: Right | Throws: Right

Height: 6'3" | Weight: 170 lbs

Born: November 13, 1996 in San Pedro de Macoris, Dominican Republic

Acquired: Signed as a non-drafted free agent on 7/2/13

YEAR	TEAM	AVG	OBP	SLG	OPS	G	AB	R	H	2B	3B	HR	RBI	BB	SO	SB	CS
2014	DSL Brewers	.258	.314	.401	.715	60	252	36	65	14	2	6	27	13	58	9	5
2015	AZL Brewers	.200	.227	.234	.461	40	145	20	29	3	1	0	8	5	35	3	3
2016	DSL Brewers	.200	.300	.320	.620	8	25	3	5	3	0	0	2	4	5	3	0
2016	AZL Brewers	.237	.259	.316	.575	21	76	4	18	6	0	0	8	3	16	2	1
2017	Helena	.286	.335	.362	.697	52	185	20	53	6	1	2	16	11	34	0	2
2018	AZL Brewers	.333	.368	.611	.980	4	18	1	6	3	1	0	5	1	3	0	0
2018	Wisconsin	.174	.198	.217	.415	30	92	11	16	4	0	0	4	3	28	2	1
		.242	.286	.334	.620	215	793	95	192	39	5	8	70	40	179	19	12

2018 AZL/WIS: Combined to hit .200/.226/.282 over 34 G between AZL & WIS (22 H, 12 R, 7 2B, 9 RBI).

2018 AZL: Totaled career high four hits on 6/20/18 vs. AZL Reds (4-for-5, 1 R, 2 2B, 1 3B and 3 RBI).

2018 WIS: Hit just .097/.121/.161 over 11 G in August (3-for-31, 2 R, 2 2B, 1 RBI).

2017 HEL: Had 11 game hit streak, including streak of nine straight 2-hit games, between 7/8/17-7/26/17 (.465/.500/.605, 20 H, 1.105 OPS).

2017 HEL: Hit .436/.488/.487 vs. left-handed pitching (.976 OPS, 17 H, 2 2B, 2 RBI).

2017 HEL: Hit .356/.397/.493 over 21 first half games (26 H, 8 R, 4 2B, 2 HR, 9 RBI, 4 BB, 14 SO).

2017 HEL: Hit .367/.397/.517 over 16 G in July (.913 OPS, 22 H, 8 R, 3 2B, 2 HR, 6 RBI).

2016 DSL/AZL: Combined to hit .228/.270/.317 over 29 G between DSL & AZL (23 H, 7 R, 9 2B, 10 RBI, 5 SB).

2016 AZL: Hit .314/.350/.429 in 10 away games (11 H, 2 R, 4 2B, 6 RBI, 3 BB, 11 SO).

2014 DSL: Began career with nine game hitting streak; 5/31/14-6/10/14 (.318/.333/.455, 14 H, 6 R, 3 2B, 1 HR, 3 RBI, 0 BB, 9 SO).

2014 DSL: Hit safely in nine straight games from 7/30/14-8/12/14 (.351/.405/.703, 1.107 OPS, 13 H, 9 R, 4 2B, 3 HR, 12 RBI, 2 BB, 9 SO).

### SINGLE GAME CAREER HIGHS

H: 4 (6/20/18 vs. AZL Reds) | RBI: 3 (Multiple) | BB: 2 (Multiple)

R: 3 (Multiple) | HR: 1 (Multiple) | SO: 3 (Multiple)



## NATHAN RODRIGUEZ

C

Bats: Right | Throws: Right

Height: 6'0" | Weight: 205 lbs

Born: September 30, 1995 in Orange, CA

Acquired: Selected in the 21st round of the 2016 Draft

College: Cypress College (Cypress, CA)

High School: El Dorado HS (Placentia, CA)

YEAR	TEAM	AVG	OBP	SLG	OPS	G	AB	R	H	2B	3B	HR	RBI	BB	SO	SB	CS
2016	Wisconsin	.111	.158	.111	.269	4	18	0	2	0	0	0	1	1	3	0	0
2016	Helena	.272	.360	.395	.755	43	147	18	40	9	0	3	21	19	25	4	1
2017	Wisconsin	.221	.287	.276	.563	51	163	13	36	6	0	1	15	16	37	7	3
2018	Carolina	.202	.320	.288	.608	35	104	11	21	3	0	2	9	16	17	1	0
		.229	.316	.313	.628	133	432	42	99	18	0	6	46	52	82	12	4

2018 CAR: Went 1-for-3 with a 3-run HR (1st inning) in final game of 2018 on 9/3/18 at Buies Creek.

2017 WIS: Hit .281 (18 H, 14 RBI) with runners on base; .324 (11 H, 12 RBI) with runners in scoring position.

2017 WIS: Hit .290/.356/.376 at home (28 G, 27 H, 11 R, 5 2B, 1 HR, 9 RBI, 10 BB, 18 SO).

2016 HEL: Hit .318/.425/.455 over 27 first half games (28 H, 12 R, 6 2B, 2 HR, 13 RBI, 15 BB, 16 SO).

2016 HEL: Hit .342/.449/.521 at home (22 G, 25 H, 12 R, 7 2B, 2 HR, 14 RBI, 13 BB, 11 SO).

2016 HEL: Hit safely in 8 straight games between 8/4/16 & 8/15/16 (8 G, 10 H, 4 R, 3 2B, 4 RBI, 1 BB, 7 SO).

2016 Cypress: .311/.395/.402, 46 G, 51 H, 27 R, 7 2B, 1 3B, 2 HR, 31 RBI, 24 BB, 11 SO

Originally selected in the 39th round of the 2014 First-Year Player Draft by Colorado, but did not sign.

### SINGLE GAME CAREER HIGHS

H: 3 (7/22/16, 7/24/16) | RBI: 3 (Multiple) | BB: 2 (Multiple)

R: 2 (Multiple) | HR: 1 (Multiple) | SO: 2 (Multiple)

**WUILDER RODRIGUEZ****RHP**

Bats: Right | Throws: Right

Height: 6'2" | Weight: 180 lbs

Born: January 21, 1993 in Puerto Cabello, Venezuela

Acquired: Signed as a non-drafted free agent on 3/7/15

School: Instituto Universitario de Tecnología de Puerto Cabello



YEAR	TEAM	W	L	SV	ERA	G	GS	GF	CG	SHO	IP	H	R	ER	HR	BB	SO	HBP	WHIP	BB/9	K/9
2015	DSL Brewers	3	2	0	3.26	12	12	0	0	0	60.2	61	24	22	1	14	37	5	1.24	2.1	5.5
2016	Helena	5	4	1	4.48	17	7	5	0	0	60.1	65	39	30	11	11	41	11	1.26	1.6	6.1
2017	Col. Springs	0	0	0	6.00	1	1	0	0	0	3.0	3	2	2	1	2	3	0	1.67	6.0	9.0
2017	Biloxi	0	0	0	12.91	3	0	1	0	0	7.2	17	11	11	1	4	7	1	2.74	4.7	8.2
2017	Carolina	0	1	2	1.63	27	1	12	0	0	60.2	36	11	11	1	23	65	3	0.97	3.4	9.6
2018	Biloxi	2	1	0	4.19	11	1	5	0	0	19.1	22	10	9	1	8	14	2	1.55	3.7	6.5
2018	Carolina	0	0	0	5.28	16	0	5	0	0	30.2	38	22	18	5	14	18	0	1.70	4.1	5.3
		<b>10</b>	<b>8</b>	<b>3</b>	<b>3.83</b>	<b>87</b>	<b>22</b>	<b>28</b>	<b>0</b>	<b>0</b>	<b>242.1</b>	<b>242</b>	<b>119</b>	<b>103</b>	<b>21</b>	<b>76</b>	<b>185</b>	<b>22</b>	<b>1.31</b>	<b>2.8</b>	<b>6.9</b>

**2018 CAR:** Pitched to 1.88 ERA between 8/4 & 8/28 (14.1 IP, 7 BB, 12 SO).**2018:** Began season and appeared in 11 G (1 GS) w/Biloxi between 4/12 & 5/24 before transfer to Carolina.**2018:** Was placed on disabled list on 5/28; activated on 7/4 after missing all of June.**2017 CAR:** Led CL relievers in average against (.169); was also 3rd in Highest SO/9ip ratio (9.91).**2017 CAR:** Pitched to 0.54 ERA over 7 G in July (0-0, 16.2 IP, 8 H, 1 R, 1 ER, 4 BB, 12 SO).**2017 CAR:** Pitched to 0.00 ERA over 6 G from 6/28-7/18/17 (14.0 IP, 7 H, 2 BB, 13 SO).**2017 CAR:** Held right-handed hitters to .149 average (22-for-148, 15 BB, 46 SO).**2017 CAR:** Finished 2nd in CL with 1.63 ERA among pitchers with at least 60.0 IP (behind Corbin Burnes).**2017 BIL:** Totaled 4 SO and allowed 1 H over 1.2 IP in Double-A debut on 6/8/17 at Mississippi.**2016 HEL:** Went 2-2-1 with 2.84 ERA over 9 G and 5 GS at home (31.2 IP, 35 H, 15 R, 10 ER, 6 BB, 25 SO).**2016 HEL:** Went 2-2-0 with 3.00 ERA over 5 G and 4 GS in August (24.0 IP, 23 H, 11 R, 8 ER, 5 BB, 16 SO).**2016 HEL:** Went 4-0-1 with 1.93 ERA over 10 relief appearances (32.2 IP, 24 H, 12 R, 7 ER, 4 BB, 22 SO).**2015 DSL:** Went 0-0-0 with 1.42 ERA over 4 G and 4 GS in June (19.0 IP, 13 H, 3 R, 3 ER, 7 BB, 11 SO).**SINGLE GAME CAREER HIGHS**

IP: 7.0 (7/10/15 at DSL NYM) | R: 8 (7/15/16, 9/1/16) | BB: 4 (7/3/15, 8/2/17)

H: 12 (7/24/15 at DSL CHC) | ER: 8 (7/15/16 at IDJ) | SO: 5 (Multiple)

**ROBIE ROJAS****C**

Bats: Right | Throws: Right

Height: 6'3" | Weight: 235 lbs

Born: December 3, 1994 in Jersey Village, TX

Acquired: Selected in the 38th round of the 2017 Draft

College: Sam Houston State University (Huntsville, TX)

High School: Jersey Village (Houston, TX)



YEAR	TEAM	AVG	OBP	SLG	OPS	G	AB	R	H	2B	3B	HR	RBI	BB	SO	SB	CS
2017	AZL Brewers	.290	.422	.333	.756	30	93	16	27	4	0	0	10	19	16	5	0
2018	Colorado Springs	.083	.154	.083	.237	4	12	1	1	0	0	0	1	1	6	0	0
2018	Helena	.429	.556	.857	1.413	3	7	4	3	0	0	1	4	2	1	0	0
2018	Carolina	.351	.455	.405	.860	13	37	7	13	2	0	0	5	6	15	0	0
		<b>.295</b>	<b>.418</b>	<b>.356</b>	<b>.773</b>	<b>50</b>	<b>149</b>	<b>28</b>	<b>44</b>	<b>6</b>	<b>0</b>	<b>1</b>	<b>20</b>	<b>28</b>	<b>38</b>	<b>5</b>	<b>0</b>

**2018 CAR:** Hit safely in 10 of 13 games with Carolina; including seven of last 10 games.**2018 CAR:** Returned to Carolina on 8/5 and slashed .310/.412/.345 (9 H, 5 R, 4 RBI) over final 10 games.**2018:** Played with Carolina (4/8-4/15, 8/5-9/3), Col. Springs (4/21-4/25, 7/15) and Helena (6/17-6/22).**2017 AZL:** Opened first pro season with 5 GM hit streak (.533/.600/.533, 8 H, 5 R, 3 RBI, 4 BB, 1 SO).**2017 AZL:** Hit .364/.491/.386 over 14 G in July (16 H, 10 R, 1 2B, 5 RBI, 11 BB, 4 SO).

Also played at Oklahoma State (2014) and Blinn College (2015) before playing at Sam Houston State (2016/17).

**2017 Sam Houston:** .342/.408/.498, 67 G, 83 H, 46 R, 15 2B, 1 3B, 7 HR, 45 RBI, 7 SB, 22 BB, 32 SO**2016 Sam Houston:** .286/.333/.423, 62 G, 56 H, 27 R, 14 2B, 2 3B, 3 HR, 31 RBI, 7 SB, 5 BB, 19 SO**2015 Blinn College:** .257/.361/.426, 34 G, 26 H, 17 R, 6 2B, 1 3B, 3 HR, 21 RBI, 14 BB, 22 SO**2014 Oklahoma State:** .235/.381/.294, 20 G, 8 H, 6 R, 1 3B, 4 RBI, 7 BB, 5 SO**SINGLE GAME CAREER HIGHS**

H: 3 (Multiple) | RBI: 3 (8/14/17, 9/8/17) | BB: 3 (8/31/17 vs. GTF)

R: 3 (Multiple) | HR: 2 (8/14/17 at ORM) | SO: 4 (8/21/17 vs. GTF)



## NICK ROSCETTI

**INF**
**Bats: Right | Throws: Right**
**Height: 6'3" | Weight: 190 lbs**
**Born: November 6, 1993 in Springfield, IL**
**Acquired: Selected in the 26th round of the 2016 Draft**
**College: University of Iowa**
**High School: Williamsville High School (Williamsville, Illinois)**

YEAR	TEAM	AVG	OBP	SLG	OPS	G	AB	R	H	2B	3B	HR	RBI	BB	SO	SB	CS
2016	AZL Brewers	.277	.370	.340	.711	13	47	9	13	1	1	0	3	6	10	3	2
2017	Helena	.264	.290	.368	.657	45	174	30	46	9	3	1	17	7	33	5	1
2018	Wisconsin	.326	.347	.383	.730	39	141	19	46	6	1	0	19	5	25	5	3
2018	Carolina	.243	.337	.286	.623	47	140	9	34	4	1	0	10	19	32	2	1
		.277	.327	.347	.674	144	502	67	139	20	6	1	49	37	100	15	7

**2018 CAR:** Scored three runs and went 2-for-3 with a RBI single and 2-run doubles (3 RBI) on 8/30 vs. DE.

**2018 WIS:** Went 4-for-4 with a run and a RBI on 5/24/18 at Quad Cities.

**2018 WIS:** Hit .375/.380/.458 over 15 games in April (18 H, 3 R, 4 2B, 7 RBI).

**2016 AZL:** Was placed on the 7-day DL on 7/7 and his season was cut short due to a right foot fracture.

**2016 Iowa:** .305/.376/.386, 56 G, 72 H, 43 R, 10 2B, 3 HR, 39 RBI, 22 BB, 47 SO

**2015 Iowa:** .303/.358/.348, 56 G, 60 H, 27 R, 6 2B, 1 HR, 27 RBI, 12 BB, 35 SO

**2014 Iowa:** .246/.333/.316, 33 G, 14 H, 10 R, 2 2B, 1 3B, 4 RBI, 4 BB, 11 SO

**2013 Iowa:** .272/.345/.311, 37 G, 28 H, 10 R, 4 2B, 6 RBI, 10 BB, 28 SO

Was a First Team All-Big Ten selection in 2016

Was a Third Team All-Big Ten selection in 2015

Played both football and baseball at Williamsville High (IL)

Was named *State Journal Register* Area Male Athlete of the Year as a senior.

### SINGLE GAME CAREER HIGHS

**H:** 4 (5/24/18 at QC) | **RBI:** 3 (Multiple) | **BB:** 2 (Multiple)

**R:** 3 (6/29/16, 8/30/18) | **HR:** 1 (6/20/17 vs. GTF) | **SO:** 3 (Multiple)



## WILFRED SALAMAN

**LHP**
**Bats: Left | Throws: Left**
**Height: 5'11" | Weight: 210 lbs**
**Born: October 5, 1997 in Carolina, Puerto Rico**
**Acquired: Signed as a non-drafted free agent on 6/23/16**
**College: Carl Albert State College (Poteau, OK)**

YEAR	TEAM	W	L	SV	ERA	G	GS	GF	CG	SHO	IP	H	R	ER	HR	BB	SO	HBP	WHIP	BB/9	K/9
2016	DSL Brewers	0	0	0	2.60	9	0	0	0	0	17.1	18	12	5	2	13	15	0	1.79	6.8	7.8
2017	DSL Brewers	2	0	0	0.00	3	3	0	0	0	14.0	3	0	0	0	4	16	1	0.50	2.6	10.3
2017	AZL Brewers	3	3	0	5.23	14	5	1	0	0	51.2	65	36	30	3	21	35	0	1.67	3.7	6.1
2018	Helena	4	1	0	2.66	8	8	0	0	0	44.0	35	14	13	2	20	31	1	1.25	4.1	6.3
2018	Wisconsin	0	2	0	6.43	9	6	0	0	0	28.0	34	21	20	0	17	29	1	1.82	5.5	9.3
		9	6	0	3.95	43	22	1	0	0	155.0	155	83	68	7	75	126	3	1.48	4.4	7.3

Has totaled 0.40 HR/9ip in career; allowing just 7 HR over 155.0 IP, 42 G and 22 GS (2016-2018).

**2018 WIS/HEL:** Went 4-3-0 with 4.13 ERA w/WIS & HEL (17 G, 14 GS, 72.0 IP, 69 H, 35 R, 33 ER, 2 HR, 37 BB, 60 SO, .251 AVG).

**2018 WIS/HEL:** Began season with WIS in May (5/27-6/10), transferred to HEL in June (6/17-7/31), finished with WIS (8/10-9/2)

**2018 WIS:** Started season 0-1-0 with 6.75 ERA over 4 G and 1 GS w/WIS before transfer to HEL (8.0 IP, 10 H, 6 R, 5 BB, 9 SO).

**2018 HEL:** Named to 2018 mid-season Pioneer League All-Star team.

**2018 HEL:** Went 3-1-0 with 2.58 ERA over 7 G & 7 GS in first half (38.1 IP, 31 H, 12 R, 11 ER, 2 HR, 17 BB, 28 SO).

**2018 HEL:** Went 1-1-0 with 0.50 ERA over 3 G & 3 GS on the road (18.0 IP, 11 H, 2 R, 1 ER, 5 BB, 12 SO, .183 AVG).

**2018 HEL:** Tallied three quality starts out of eight starts overall with Helena.

**2017 DSL/AZL:** Went 5-3-0 with 4.11 ERA w/DSL & AZL (17 G, 8 GS, 65.2 IP, 68 H, 36 R, 30 ER, 25 BB, 51 SO, .272 AVG).

**2017 AZL:** Went 2-1-0 with 4.30 ERA over 9 G in relief (29.1 IP, 15 BB, 21 SO); 1-2 with 6.45 in 5 GS (22.1 IP, 6 BB, 14 SO).

**2016-2017 DSL:** Was 2-0 with 1.44 ERA over 12 G & 3 GS in DSL career in 2016/17 (31.1 IP, 21 H, 12 R, 5 ER, 17 BB, 31 SO, .196 AVG).

**2017 DSL:** Held left-handed hitters to .000 average against (0-for-14, 2 BB, 8 SO).

**2016 DSL:** Held left-handed hitters to .000 average against (0-for-17, 2 BB, 4 SO).

**2015-16 Carl Albert:** Went 2-3-0 with 6.29 ERA & 32 SO over 12 G & 9 GS at Carl Albert State College (NCAA Div. II).

### SINGLE GAME CAREER HIGHS

**IP:** 7.0 (6/29/18 at BIL) | **R:** 8 (7/13/16 at DSL NYY2) | **BB:** 5 (7/24/18, 8/10/18)

**H:** 8 (Multiple) | **ER:** 6 (Multiple) | **SO:** 7 (6/17/18 vs. GTF)

**JOANTGEL SEGOVIA****OF****Bats: Right | Throws: Right****Height: 6'1" | Weight: 175 lbs****Born: November 8, 1996 in Valera, Venezuela****Acquired: Signed as a non-drafted free agent on 7/14/13**

YEAR	TEAM	AVG	OBP	SLG	OPS	G	AB	R	H	2B	3B	HR	RBI	BB	SO	SB	CS
2014	DSL Brewers	.384	.457	.446	.903	58	224	40	86	6	4	0	21	24	19	6	8
2015	AZL Brewers	.368	.434	.389	.823	25	95	18	35	2	0	0	7	10	14	7	7
2015	Helena	.174	.208	.174	.382	6	23	1	4	0	0	0	0	0	4	3	1
2016	Helena	.294	.370	.327	.697	56	211	36	62	7	0	0	21	24	23	2	7
2017	Wisconsin	.220	.262	.254	.516	111	413	33	91	11	0	1	34	22	67	11	2
2018	Wisconsin	.347	.397	.441	.838	50	202	25	70	11	1	2	24	13	29	12	5
2018	Carolina	.232	.309	.285	.594	62	228	20	53	5	2	1	10	24	42	2	1
		.287	.349	.336	.685	368	1396	173	401	42	7	4	117	117	198	43	31

**2018 CAR:** Matched a career high with 3 doubles (5/3/18 at LC) on 6/7/18 vs. DE (3-for-4, R, 2 RBI).**2018 CAR:** Hit .421/.500/.842 w/1.342 OPS over first 5 G w/CAR (6/5-6/9, 8 H, 4 R, 3 2B, 3B, HR, 3 RBI).**2017 WIS:** Hit safely in 12 straight games, 6/27/17-7/10/17 (.333/.412/.378, 15 H, 5 R, 6 RBI, 5 BB).**2017 WIS:** Went 3-for-3 w/career high 5 RBI & first career HR on 5/11/17 at Lake County (1 2B, 3-run HR).**2016 HEL:** Hit .337/.427/.386 over 22 G in July (28 H, 13 R, 11 RBI, 12 BB, 7 SO).**2015 AZL:** Left AZL in league best 21 gm hit streak (began on 6/24/15); hit .360/.448/.360, 18 H, 11 R, w/8 BB during streak.**2014 DSL:** Hit safely in 10 straight games between 8/1/14 & 8/15/14 (.462/.517/.500, 24 H, 12 R, 6 BB, 2 SO).**2014 DSL:** Hit .347/.434/.418 over 25 G in July (34 H, 15 R, 15 RBI).**2014 DSL:** Closed season batting .441/.500/.475 over 16 G in August 2014 (26 H, 12 R, 7 BB).**2014 DSL:** Went 5-for-5 with 4 RBI and 1 R on 7/7/14 vs. DSL Blue Jays.**2014:** Led DSL with a .384 batting average; also ranked 3rd in OBP (.457) and 5th in hits (86).**SINGLE GAME CAREER HIGHS****H:** 5 (7/7/14 at DSL TOR) | **RBI:** 5 (3/11/17 at LC) | **BB:** 2 (Multiple)**R:** 3 (Multiple) | **HR:** 1 (5/11/17 at LC) | **SO:** 4 (6/12/18 at BC)**EDDIE SILVA****INF****Bats: Right | Throws: Right****Height: 6'0" | Weight: 218 lbs****Born: April 12, 1996 in Miramar, FL****Acquired: Signed as a non-drafted free agent on 6/28/18****School: Florida International University (Miami, FL)****High School: Archbishop McCarthy HS (FL)**

YEAR	TEAM	AVG	OBP	SLG	OPS	G	AB	R	H	2B	3B	HR	RBI	BB	SO	SB	CS
2018	Helena	.361	.410	.556	.966	20	72	14	26	11	0	1	17	2	12	2	2
2018	Wisconsin	.321	.359	.511	.871	33	131	16	42	8	1	5	20	7	23	3	3
		.335	.377	.527	.904	53	203	30	68	19	1	6	37	9	35	5	5

**2018 HEL/WIS:** Hit .335/.377/.527 with .904 OPS over 53 G between HEL and WIS (68 H, 30 R, 19 2B, 6 HR, 37 RBI, 9 BB, 35 SO).**2018 WIS:** Hit safely in 11 consecutive games from 8/4/18 through 8/14/18 (.477/.521/.636, 1.157 OPS, 21 H, 8 R, 4 2B, 1 HR, 7 RBI).**2018 WIS:** Finished season slashing .341/.378/.610 over final 10 G (.988 OPS, 14 H, 6 R, 2 2B, 3 HR, 7 RBI).**2018 HEL/WIS:** Hit .455/.455/.545 (5-for-11) vs. LHP with Helena; Hit .371/.405/.486 (13-for-35) vs. LHP with Wisconsin.**2018 HEL:** Totaled 11 2B between 6/28/18 (pro debut) and 7/29/18; his 11 2B were tied for Pioneer League lead in that same span.**2018 HEL:** Went 4-for-4 with 2 R, 1 2B, 1 HR (2-run HR) and 4 RBI on 7/24/18 vs. Ogdén.**2018 HEL:** Hit safely in six straight from 6/29/18 through 7/7/18; also hit safely in six straight from 7/21/18 and 7/29/18.**2018 HEL:** Totaled 1.468 with runners on/2-outs; 1.201 OPS with runners on base; 1.207 with RISP; 1.319 OPS with RISP/2-outs.**2018 FIU:** .321/.386/.686, 1.072 OPS, 43 G, 51 H, 28 R, 8 2B, 1 3B, 16 HR, 48 RBI, 11 BB, 32 SO**2018 FIU:** Named to Conference USA All-Conference Team; finished tied for C-USA lead in HR (17 HR), was 2nd in slugging (.686).**2018 FIU:** ABCA/Rawlings NCAAAD-1 Central All-Region Team. Collegiate Baseball National Player of the Week (4/30), C-USA Hitter of the Week (4/30).**2017 FIU:** Limited to 13 games played due to injury... .171/.256/.257, 6 H, 3 R, 1 HR, 3 RBI, 3 BB, 10 SO**2016 FIU:** .293/.354/.401, .755 OPS, 57 G, 65 H, 29 R, 18 2B, 2 HR, 29 RBI, 19 BB, 42 SO**2015 FIU:** .227/.281/.311, .592 OPS, 45 G, 27 H, 23 R, 5 2B, 1 3B, 1 HR, 11 RBI, 6 BB, 19 SO**2014 Archbishop McCarthy HS (FL):** Winner of Gold Glove and Hitter of the Year in 2014; hit .506 with 5 HR and 31 RBI.**SINGLE GAME CAREER HIGHS****H:** 4 (7/24/18 vs. OGD) | **RBI:** 5 (7/24/18 vs. OGD) | **BB:** 2 (8/5/18 at CLI)**R:** 3 (8/31/18 vs. BEL) | **HR:** 1 (Multiple) | **SO:** 3 (8/15/18 at BUR)



## SCOTTY SUNITSCH

**LHP**
**Bats: Left | Throws: Left**
**Height: 6'1" | Weight: 205 lbs**
**Born: June 16, 1996 in Tacoma, WA**
**Acquired: Selected in the 18th round of the 2018 Draft**
**College: Washington State University (Pullman, WA)**
**High School: Todd Beamer High School (Federal Way, WA)**

YEAR	TEAM	W	L	SV	ERA	G	GS	GF	CG	SHO	IP	H	R	ER	HR	BB	SO	HBP	WHIP	BB/9	K/9
2018	Helena	2	0	0	4.75	8	5	1	0	0	30.1	28	16	16	1	12	23	4	1.32	3.6	6.8
2018	Wisconsin	3	0	0	1.71	4	4	0	0	0	21.0	25	4	4	0	6	14	4	1.48	2.6	6.0
		<b>5</b>	<b>0</b>	<b>0</b>	<b>3.51</b>	<b>12</b>	<b>9</b>	<b>1</b>	<b>0</b>	<b>0</b>	<b>51.1</b>	<b>53</b>	<b>20</b>	<b>20</b>	<b>1</b>	<b>18</b>	<b>37</b>	<b>8</b>	<b>1.38</b>	<b>3.2</b>	<b>6.5</b>

**2018 HEL/WIS:** Went 5-0-0 with 3.51 ERA over 12 G & 9 GS between HEL & WIS (51.1 IP, 20 R, 20 ER, 18 BB, 37 SO).

**2018 WIS:** Totaled 7 SO over 5.0 IP on 8/22/18 vs. QC (5 H, 1 R, 1 ER, 1 HB, 1 BB).

**2018 HEL:** Was 2-0-0 with 2.77 ERA (26.0 IP, 4 BB, 22 SO) before allowing 8 ER over 4.1 IP on 8/3/18 vs. BIL.

**2018 HEL:** Totaled 7 SO over 4.1 IP on 7/14/18 at OGD (6 H, 3 R, 3 ER, 2 HB, 2 BB, 3 WP).

**2018 HEL:** Went 0-0-0 with 0.00 ERA in three (3) relief appearances (8.2 IP, 5 H, 0 R, 2 HB, 1 BB, 6 SO).

**2018 WSU:** 6-4-0, 3.74 ERA, 14 G, 14 GS, 84.0 IP, 85 H, 38 R, 35 ER, 9 HR, 27 BB, 74 SO, 1.33 WHIP

**2018 WSU:** Threw no-hitter on 4/8/18 at Oregon (9.0 IP, 2 BB, 9 SO); 25th no-hitter in school history.

**2017 WSU:** 2-4-8, 4.17 ERA, 28 G, 41.0 IP, 35 H, 19 R, 19 ER, 4 HR, 21 BB, 35 SO, 1.37 WHIP

**2016 WSU:** 4-2-1, 6.38 ERA, 19 G, 4 GS, 55.0 IP, 56 H, 40 R, 39 ER, 5 HR, 23 BB, 42 SO, 1.44 WHIP

**2015 WSU:** 0-3-0, 4.28 ERA, 24 G, 2 GS, 33.2 IP, 34 H, 20 R, 16 ER, 3 HR, 20 BB, 26 SO, 1.60 WHIP

### SINGLE GAME CAREER HIGHS

**IP:** 6.0 (7/1/18, 8/17/18) | **R:** 8 (8/3/18 vs. BIL) | **BB:** 3 (8/3/18, 9/1/18)  
**H:** 10 (8/17/18 at BUR) | **ER:** 8 (8/3/18 vs. BIL) | **SO:** 7 (7/14/18, 8/22/18)



## CHRISTIAN TAUGNER

**RHP**
**Bats: Right | Throws: Right**
**Height: 6'3" | Weight: 225 lbs**
**Born: May 14, 1995 in Elmhurst, IL**
**Acquired: Selected in the 37th round of the 2017 Draft**
**College: Brown University (Providence, RI)**
**High School: Lake Park High School (Roselle, IL)**

YEAR	TEAM	W	L	SV	ERA	G	GS	GF	CG	SHO	IP	H	R	ER	HR	BB	SO	HBP	WHIP	BB/9	K/9
2017	AZL Brewers	2	4	0	3.74	14	3	2	0	0	45.2	53	28	19	2	8	50	0	1.34	1.6	9.9
2018	Wisconsin	7	7	0	3.49	22	22	0	0	0	123.2	136	52	48	11	19	90	0	1.25	1.4	6.5
2018	Carolina	3	1	0	4.91	5	5	0	1	1	25.2	27	15	14	4	7	19	0	1.33	2.5	6.7
		<b>12</b>	<b>12</b>	<b>0</b>	<b>3.74</b>	<b>41</b>	<b>30</b>	<b>2</b>	<b>1</b>	<b>1</b>	<b>195.0</b>	<b>216</b>	<b>95</b>	<b>81</b>	<b>17</b>	<b>34</b>	<b>159</b>	<b>0</b>	<b>1.28</b>	<b>1.6</b>	<b>7.3</b>

**2018 WIS:** Went 4-0 with 2.05 ERA over 5 starts between 6/26 and 7/19 (30.2 IP, 3 HR, 8 BB, 16 SO).

**2018 WIS:** Totaled 10 quality starts and pitched through the sixth 11 times.

**2018 WIS:** Ranked 10th in Midwest League in ERA (3.49) before transfer to Carolina; was also 2nd in innings (123.2), 1st in lowest BB% (3.7%), 2nd in K/BB (4.74). Led Midwest League in K/BB (4.74).

**2017 AZL:** Led the Rookie Arizona Brewers with a 3.74 ERA (45.2 IP, 19 ER) and 50 strikeouts.

**2017 AZL:** Finished seventh in the Arizona League in ERA (3.74).

**2017 Brown:** 4-4, 2.70 ERA, 9 G, 9 GS, 60.0 IP, 62 H, 23 R, 18 ER, 12 BB, 35 SO, 1.23 WHIP

Taugner and Mudcats' teammate Rob Henry were both drafted by Milwaukee in 2017; marking the first time multiple Brown Bears were selected in the same year since 2005.

**2016 Brown:** 5-3, 2.79 ERA, 9 G, 9 GS, 58.0 IP, 53 H, 22 R, 18 ER, 7 BB, 39 SO, 1.03 WHIP

**2015 Brown:** Did Not Play - Tommy John Surgery

**2014 Brown:** 2-4, 2.56 ERA, 8 G, 8 GS, 52.2 IP, 52 H, 26 R, 15 ER, 9 BB, 49 SO, 1.16 WHIP

### SINGLE GAME CAREER HIGHS

**IP:** 7.0 (4x) | **R:** 5 (4x) | **BB:** 3 (3x)  
**H:** 10 (6/21/18, 7/25/18) | **ER:** 5 (3x) | **SO:** 7 (8/4/18)



## BRICE TURANG

**INF**
**Bats: Left | Throws: Right**
**Height: 6'1" | Weight: 165 lbs**
**Born: November 21, 1999 in Corona, CA**
**Acquired: Selected in the 1st round (21st) of the 2018 Draft**
**High School: Santiago High School (Corona, CA)**

YEAR	TEAM	AVG	OBP	SLG	OPS	G	AB	R	H	2B	3B	HR	RBI	BB	SO	SB	CS
2018	AZL Brewers	.319	.421	.362	.783	13	47	11	15	2	0	0	7	9	6	8	1
2018	Helena	.268	.385	.348	.733	29	112	26	30	4	1	1	11	22	28	6	1
		<b>.283</b>	<b>.396</b>	<b>.352</b>	<b>.748</b>	<b>42</b>	<b>159</b>	<b>37</b>	<b>45</b>	<b>6</b>	<b>1</b>	<b>1</b>	<b>18</b>	<b>31</b>	<b>34</b>	<b>14</b>	<b>2</b>

Selected by Milwaukee with 21st overall pick in 2018 June Draft from Santiago HS (Corona, CA).

Enters 2019 season rated as No. 3 prospect in Brewers organization according to MLBpipeline.com.

Enters 2019 season rated as No. 4 prospect in Brewers organization according to Baseball America.

Enters 2019 season rated as No. 4 prospect in Brewers organization according to FanGraphs.com.

**2018 AZL/HEL:** Hit .283/.396/.352 over 42 G w/AZL Brewers & Helena (.748 OPS, 45 H, 37 R, 6 2B, 1 3B, 1 HR, 18 RBI, 31 BB, 34 SO).

**2018 HEL:** Hit safely in eight straight games from 8/11/18 through 8/11/18 (.382/.475/.471, .946 OPS, 13 H, 12 R, 3 2B, 3 RBI).

**2018 HEL:** Hit .316/.429/.439 with .867 OPS over 15 home games (18 H, 16 R, 2 2B, 1 3B, 1 HR, 10 RBI, 12 BB, 10 SO).

**2018 AZL:** Opened season in six game hitting streak (.429/.500/.476, .976 OPS, 9 H, 4 BB, 2 SO).

**2018 AZL:** Totaled at least one at least one hit in 11 of 13 games with AZL Brewers.

**2018 AZL:** Went 4-for-4 with 1 R, 1 BB and 2 SB on 7/20/18 at AZL Royals.

Hit .352 with .464 OBP, 23 R, 5 HR, 21 RBI, 18 BB, 6 SO in 88 AB during senior year at Santiago High School (Corona, CA).

Hit .465 and totaled just 1 SO in 101 AB during junior year at Santiago High School (Corona, CA).

Father: Brian Turang, OF, Seattle Mariners, 1993-1994; Mother: Carrie Turang, P/OF, Long Beach State

Sisters: Brianna, Softball/Soccer, Oklahoma (CWS Title in 2013); Carissa, Softball, CSU Fullerton/Oklahoma City Univ.; Cabria, Soccer, Utah; Bailee, Volleyball, Southern Nazarene (Okla.)

Brian Turang (father) was originally drafted by Milwaukee in the 20th round of the 1987 draft, but opted to play at U. of Hartford.

### SINGLE GAME CAREER HIGHS

H: 4 (7/20/18 at AZL Royals) | RBI: 3 (8/17/18, 8/31/18) | BB: 2 (Multiple)

R: 3 (Multiple) | HR: 1 (8/31/18 vs. GTF) | SO: 3 (8/12/18, 9/5/18)



## JE'VON WARD

**OF**
**Bats: Left | Throws: Right**
**Height: 6'5" | Weight: 190 lbs**
**Born: October 25, 1999 in Cerritos, CA us**
**Acquired: Selected in the 12th round of the 2017 Draft**
**High School: Gahr High School (Cerritos, CA)**

YEAR	TEAM	AVG	OBP	SLG	OPS	G	AB	R	H	2B	3B	HR	RBI	BB	SO	SB	CS
2017	AZL Brewers	.276	.326	.325	.651	32	123	15	34	6	0	0	15	9	39	2	7
2018	Helena	.307	.391	.403	.795	64	238	40	73	13	2	2	21	32	57	13	5
		<b>.296</b>	<b>.370</b>	<b>.377</b>	<b>.746</b>	<b>96</b>	<b>361</b>	<b>55</b>	<b>107</b>	<b>19</b>	<b>2</b>	<b>2</b>	<b>36</b>	<b>41</b>	<b>96</b>	<b>15</b>	<b>12</b>

Enters 2019 season rated as No. 23 prospect in Brewers organization according to MLBpipeline.com.

Enters 2019 season rated as No. 25 prospect in Brewers organization according to Baseball America.

Enters 2019 season rated as No. 33 prospect in Brewers organization according to FanGraphs.com.

Finished 2018 rated at No. 16 prospect in Pioneer League by Baseball America.

**2018 HEL:** Named to Milwaukee Organization All-Star team by MiLB.com

**2018 HEL:** Hit safely in 11 straight games from 7/30/18 & 8/13/18 (.432/.537/.636, 1.173 OPS, 19 H, 10 R, 7 2B, 9 RBI).

**2018 HEL:** Totaled career high 4 H and scored career high 4 R while going 4-for-5 with 3 2B on 8/3/18 vs. Billings.

**2018 HEL:** Hit .370/.477/.489 with .967 OPS over 24 games in May (34 H, 21 R, 7 2B, 2 3B, 8 RBI, 18 BB, 24 SO).

**2018 HEL:** Hit .352/.451/.484 with .935 OPS in second half (32 G, 43 H, 24 R, 12 2B, 2 3B, 14 RBI, 21 BB, 29 SO).

**2018 HEL:** Hit .360/.492/.480 with .972 OPS with runners in scoring position (18 H, 18 RBI).

**2018 HEL:** Hit .516/.545/.677 with 1.223 OPS between 8/26/18 & 9/2/18 (7 G, 16 H, 9 R, 3 2B, 2 RBI, 2 BB, 4 SO).

**2017 AZL:** Hit .310/.375/.379 with .754 OPS vs. RHP; hit .194/.194/.194 with .389 OPS vs. LHP.

**2017 AZL:** Hit safely in seven consecutive games from 8/11/17 through 8/20/17 (9-for-26, 4 R, 1 2B, 4 RBI).

**2017 AZL:** Hit .362/.412/.426 with .837 OPS with runners in scoring position (17-for-47, 15 RBI).

Transferred to Gahr High School (Cerritos, CA) for senior season; previously attended Long Beach Poly HS (Long Beach, CA). Had committed to play at USC before signing with Milwaukee.

Nephew of former NFL safety Mark Carrier (College: USC; Chicago Bears 1990-96; Detroit Lions 1997-99; Washington 2000).

### SINGLE GAME CAREER HIGHS

H: 4 (8/3/18 vs. BIL) | RBI: 3 (8/6/17, 8/9/18) | BB: 2 (Multiple)

R: 4 (8/3/18 vs. BIL) | HR: 1 (7/1/18, 7/14/18) | SO: 3 (Multiple)



## CHAD WHITMER

**RHP**
**Bats: Right | Throws: Right**
**Height: 6'3" | Weight: 190 lbs**
**Born: May 11, 1995 in South Bend, IN**
**Acquired: Via trade from NYY, for future considerations on 6/15/18**
**Schools: Southern Illinois Univ. Carbondale, SIU Edwardsville**
**High School: Penn High School (Mishawaka, IN)**

YEAR	TEAM	W	L	SV	ERA	G	GS	GF	CG	SHO	IP	H	R	ER	HR	BB	SO	HBP	WHIP	BB/9	K/9
2017	GCL Yankees	3	0	1	3.79	14	0	7	0	0	19.0	24	11	8	2	2	22	0	1.37	0.9	10.4
2018	Helena	3	3	2	2.66	22	0	13	0	0	23.2	24	11	7	0	7	24	1	1.31	2.7	9.1
		6	3	3	3.16	36	0	20	0	0	42.2	48	22	15	2	9	46	1	1.34	1.9	9.7

**2018 HEL:** Went 1-1-1 with 0.82 ERA over 9 G on the road (11.0 IP, 9 H, 2 R, 1 ER, 2 BB, 11 SO).

**2018 HEL:** Went 1-1-1 with 1.59 ERA over 11 G in second half (11.1 IP, 11 H, 3 R, 2 ER, 1 BB, 9 SO).

**2018 HEL:** Went 1-0-1 with 1.93 ERA over 9 G in August (9.1 IP, 7 H, 2 R, 2 ER, 1 BB, 8 SO).

**2018 HEL:** Held right-handed batters to .197 AVG and .482 OPS (13-for-66, 18 SO); .458 AVG, 1.077 OPS vs. Left (11-for-24, 6 SO).

**2017 GCL:** Began career going 1-0-0 with 1.17 ERA over first 5 G (6/30/17-7/24/17, 7.2 IP, 6 H, 1 R, 1 ER, 1 BB, 11 SO, 11.0 K-BB).

**2017 GCL:** Went 2-0-1 with 1.04 ERA over 6 G on the road (8.2 IP, 8 H, 1 R, 1 ER, 0 BB, 11 SO).

**2017 SIU:** 6-3, 3.46 ERA, 15 G, 15 GS, 104.0 IP, 102 H, 47 R, 40 ER, 7 HR, 26 BB, 95 SO, 1.23 WHIP

**2017 SIU:** Was a two-time MVC Pitcher of the Week... Two-time second-team All-MVC (2016, 2017).

**2017 SIU:** Totaled 95 SO in 2017 (8th in SIU single-season history); 8th in SIU history with 224 SO in four-year career.

**2017 SIU:** Totaled 13 SO in a CG win at Indiana State on 4/14/17, earning MVC Pitcher of the Week honors.

**2016 SIU:** 7-4, 2.77 ERA, 15 G, 15 GS, 94.0 IP, 98 H, 39 R, 29 ER, 4 HR, 23 BB, 66 SO, 1.28 WHIP

**2015 SIU:** 0-6, 5.81 ERA, 18 G, 4 GS, 48.0 IP, 60 H, 36 R, 31 ER, 2 HR, 23 BB, 34 SO, 1.73 WHIP

**2014 SIU:** 2-0, 4.00 ERA, 16 G, 36.0 IP, 39 H, 21 R, 16 ER, 3 HR, 15 BB, 29 SO, 1.50 WHIP

**Penn HS (Mishawaka, Indiana):** As a senior went 7-1 with 1.94 ERA and 52 SO in 50.2 IP; as a junior went 5-4 with 1.44 ERA.

**Penn HS (Mishawaka, Indiana):** As a sophomore, went 6-2 and led the Northern Indiana Athletic Conference with a 1.50 ERA.

Acquired via trade from NYY for 2017-18 international bonus pool money on June 15, 2018.

### SINGLE GAME CAREER HIGHS

**IP:** 2.1 (6/29/18 at BIL) | **R:** 5 (8/8/17 vs. GCL DET) | **BB:** 2 (7/7/18, 7/24/18)

**H:** 6 (8/8/17 vs. GCL DET) | **ER:** 4 (8/8/17, 7/24/18) | **SO:** 6 (6/30/17 vs. GCL ATL)



## DEVIN WILLIAMS

**RHP**
**Bats: Right | Throws: Right**
**Height: 6'2" | Weight: 185 lbs**
**Born: September 21, 1994 in St. Louis, MO**
**Acquired: Selected in the 2nd round (No. 54) of the 2013 Draft**
**High School: Hazelwood High School (Hazelwood, MO)**

YEAR	TEAM	AVG	OBP	SLG	OPS	G	AB	R	H	2B	3B	HR	RBI	BB	SO	SB	CS
2016	Helena	.248	.370	.366	.735	40	145	30	36	11	0	2	14	28	37	6	2
2016	AZL Brewers	.278	.364	.333	.697	5	18	4	5	1	0	0	2	3	1	3	0
2017	Wisconsin	.206	.305	.269	.574	105	350	42	72	8	4	2	23	49	96	7	2
2018	Carolina	.223	.324	.370	.694	126	430	51	96	21	9	8	56	64	138	5	1
		.222	.325	.331	.656	276	943	127	209	41	13	12	95	144	272	21	5

**2017:** Missed the season due to "Tommy John" surgery performed by Dr. Raasch on 3/23/17.

**2016:** Entered season rated as #10 prospect in Brewers system by Baseball America.

**2016 WIS/BRE:** Combined to go 7-5 with a 3.79 ERA in 22 G/10 GS, between Wisconsin & Brevard County.

**2016 WIS:** Season debut delayed until 5/12/16 due to minor shoulder injury.

**2015 WIS:** Season debut delayed until 5/16/15 due to forearm flexor sprain.

**2015 WIS:** Went 2-1 with 1.95 ERA over 5 G and 5 GS in June (27.2 IP, 18 H, 8 R, 6 ER, 8 BB, 24 SO).

**2015:** Entered season rated as #9 prospect in Brewers system by Baseball America.

**2014:** Entered season rated as #9 prospect in Brewers system by Baseball America.

**2014 HEL:** Went 2-2 with 2.70 ERA over 7 G and 3 GS in second half (30.0 IP, 29 H, 12 R, 9 ER, 6 BB, 33 SO).

**2013 AZL:** Went 1-0-1 with 2.81 ERA over 6 G and 2 GS in August (16.0 IP, 13 H, 6 R, 5 ER, 8 BB, 21 SO).

**2013:** Committed to the University of Missouri before signing with the Brewers.

**2013:** Was First Team Rawlings/Perfect Game Preseason High School All-America selection at Hazelwood West HS.

### SINGLE GAME CAREER HIGHS

**IP:** 6.0 (Multiple) | **R:** 6 (7/9/14, 7/14/14) | **BB:** 5 (6/13/16 at QC)

**H:** 9 (7/9/14, 8/28/16) | **ER:** 6 (7/9/14 at ORM) | **SO:** 8 (7/2/15 at BEL)

**NOAH ZAVOLAS****RHP****Bats:** Right | **Throws:** Right**Height:** 6'1" | **Weight:** 190 lbs**Born:** May 11, 1996 in Beverly, MA**Acquired:** Via trade from Seattle with OF Ben Gamel for OF Domingo Santana**College:** Harvard University (Cambridge, MA)**High School:** Acton-Boxboro Regional (Acton, MA)

Year	Tm	W	L	SV	RA9	GS	GF	CG	SHO	SV	IP	H	R	ER	HR	BB	SO	HBP	WHIP	BB9	SO9
2018	Everett	4	2	2	3.89	0	5	0	0	2	34.2	29	15	13	3	9	37	4	1.10	2.3	9.6
2018	Modesto	1	0	0	0.00	0	2	0	0	0	4.0	2	0	0	0	2	4	0	1.00	4.5	9.0
		5	2	2	3.49	0	7	0	0	2	38.2	31	15	13	3	11	41	4	1.09	2.6	9.5

**2018 EVE/MOD:** Went 5-2-2 with 3.03 ERA between Everett and Modesto (19 G, 38.2 IP, 11 BB, 41 SO, 1.09 WHIP).**2018 EVE:** Went 1-1-1 with 2.95 ERA over 8 G in July (18.1 IP, 16 H, 6 R, 6 ER, 7 BB, 19 SO).**2018 EVE:** Went 3-0-0 with 1.80 ERA & 9.0 K-BB over 6 G between 7/22/18 & 8/26/18 (15.0 IP, 3 ER, 2 BB, 18 SO).**2018 EVE:** Went 3-1-2 with 1.85 ERA over 11 G played at night (24.1 IP, 17 H, 5 ER, 7 BB, 30 SO, .189 AVG).**2018 MOD:** Pitched with High-A Modesto from 8/12/18-8/17/18 before returning to SS Everett again in August (8/23/18-8/31/18).**2018 Harvard:** 6-1-0, 2.96 ERA, 11 G, 11 GS, 1 CG, 70.0 IP, 66 H, 33 R, 23 ER, 24 BB, 77 SO, 1.29 WHIP**2018 Harvard:** Threw no-hitter on 4/15/18 at Yale (CG, 0 H, 0 R, 1 BB, 12 SO); first Harvard no-hitter since 2001.**2018 Harvard:** Unanimous All-Ivy First Team Honoree; Ivy League Pitcher of the Year (ninth in Crimson history).**2017 Wareham Gateman - Cape Cod:** 0-1-0, 0.64 ERA, 9 G, 3 GS, 28.1 IP, 22 H, 4 R, 2 ER, 4 BB, 31 SO, 0.93 WHIP**2017 Harvard:** 3-6-0, 5.95 ERA, 9 G, 9 GS, 1 CG, 56.0 IP, 80 H, 46 R, 37 ER, 15 BB, 41 SO, 1.70 WHIP**2016 Harvard:** 0-0-0, 7.11 ERA, 6 G, 6.0 IP, 13 H, 6 R, 5 ER, 6 BB, 6 SO, 3.00 WHIP**2015 Harvard:** 0-0-0, 8.53 ERA, 7 G, 1 GS, 6.0 IP, 9 H, 6 R, 6 ER, 3 BB, 5 SO, 1.89 WHIP**Acton-Boxboro Regional HS (Acton, MA):** Named team MVP in 2013 and 2014; Two-year letterman at shortstop and pitcher.

Acquired via trade from Seattle with OF Ben Gamel for OF Domingo Santana on 12/21/18.

Milwaukee Brewers traded RF Domingo Santana to Seattle Mariners for LF Ben Gamel and RHP Noah Zavolas.

Originally selected by Seattle Mariners in 18th round of the 2018 Draft.

**SINGLE GAME CAREER HIGHS****IP:** 3.2 (8/26/18 at HIL) | **R:** 4 (6/24/18 vs. TRI) | **BB:** 3 (7/17/18 vs. SPO)**H:** 5 (7/30/18, 8/31/18) | **ER:** 3 (8/31/18 at VAN) | **SO:** 5 (7/30/18, 8/4/18)

This image shows a single sheet of white paper with horizontal blue ruling lines. The lines are evenly spaced and run across the width of the page. There are no margins, text, or other markings on the paper.

RND	PK	NAME	POS	TYPE	DRAFTED OUT OF
1	21	Brice Turang	SS	HS	Santiago HS (Corona, CA)
2	60	Joe Gray	OF	HS	Hattiesburg HS (Hattiesburg, MS)
2	73	Micah Bello	OF	HS	Hilo HS (Hilo, HI)
4	125	Aaron Ashby	LHP	JC	Crowder College (Neosho, MO)
5	155	Justin Jarvis	RHP	HS	Lake Norman HS (Mooresville, NC)
6	185	Drew Rasmussen	RHP	4Yr	Oregon State University (Corvallis, OR)
7	215	David Fry	C	4Yr	Northwestern State (Natchitoches, LA)
8	245	Luis Gonzalez	RHP	HS	PJ Education School (Carolina, Puerto Rico)
9	275	Arbert Cipion	CF	HS	Passaic County Tech. Institute (Wayne, NJ)
10	305	J.T. Hintzen	RHP	4Yr	Florida Southern College (Lakeland, FL)
11	335	Davis Daniel	RHP	4Yr	Auburn University (Auburn, AL)
12	365	Korry Howell	SS	JC	Kirkwood CC (Cedar Rapids, IA)
13	395	Reese Olson	RHP	HS	North Hall HS (Gainesville, GA)
14	425	Elijah Cabell	OF	HS	TNXL Academy (Altamonte Springs, FL)
15	455	Nick Trogrlic-Iverson	RHP	JC	Central Arizona College (Coolidge, AZ)
16	485	Alec Barger	RHP	JC	Polk CC (Winter Haven, FL)
17	515	Clayton Andrews	LHP	4Yr	Long Beach State (Long Beach, CA)
18	545	Scott Sunitsch	LHP	4Yr	Washington State Univ. (Pullman, WA)
19	575	Peyton Zabel	RHP	HS	T. F. Riggs HS (Pierre, SD)
20	605	Joey Matulovich	RHP	4Yr	Univ. of California, Berkeley (Berkeley, CA)
21	635	Steven Hajjar	LHP	HS	Central Catholic HS (Lawrence, MA)
22	665	Joe Baran	LHP	JC	Lackawanna College (Scranton, PA)
23	695	Jared Platero	RHP	HS	Beckman HS (Irvine, CA)
24	725	Wade Beasley	RHP	HS	Home School (Horatio, AR)
25	755	Pablo Garabitos	LHP	HS	Lakewood Ranch HS (Bradenton, FL)
26	785	Connor Sparks	P	HS	Marion M. Graham Collegiate HS (Saskatoon, SK)
27	815	Brady Schanuel	RHP	4Yr	University of Iowa (Iowa City, IA)
28	845	Kekai Rios	C	4Yr	University of Hawaii at Manoa (Honolulu, HI)
29	875	Nander De Sedas	SS	HS	Montverde Academy (Kissimmee, FL)
30	905	Basilio Pacheco	LHP	HS	Segerstrom HS (Santa Ana, CA)
31	935	Matt Dillard	LHP	HS	St. Pius X HS (Houston, TX)
32	965	Jonathan Cuevas	UT	HS	Palm Desert HS (Palm Desert, CA)
33	995	Brandon Hylton	1B	HS	Ridge HS (Basking Ridge, NJ)
34	1025	Michael Mediavilla	LHP	4Yr	University of Miami (Coral Gables, FL)
35	1055	Josh Watson	OF	4Yr	Texas Christian University (Fort Worth, TX)
36	1085	Brandon Williamson	P	4Yr	North Iowa Area CC (Mason City, IA)
37	1115	Franklin Hernandez	P	JC	Central Florida CC (Ocala, FL)
38	1145	Aidan Maldonado	P	HS	Rosemount HS (Rosemount, MN)
39	1175	Caleb Marquez	C	HS	Blue Springs HS (Blue Springs, MO)
40	1205	Wes Clarke	C	HS	Liberty Christian Academy (Lynchburg, VA)

# LUKE BARKER

2018 CAROLINA LEAGUE RELIEF PITCHER OF THE YEAR



**OPPONENTS**



**DOWN EAST WOOD DUCKS**

**Major League Affiliation:** Texas Rangers (AL West)  
**First Year of Affiliation:** 2017  
**Years in Carolina League:** 2  
**Stadium Name:** Grainger Stadium  
**2018 Overall Record:** 69-81  
**2018 First Half:** 35-35 (3rd, Southern)  
**2018 Second Half:** 24-46 (5th, Southern)

**TEAM INFORMATION**

**STADIUM NAME**  
Grainger Stadium

**YEAR BUILT**  
1949

**CAPACITY**  
4,100

**DIMENSIONS**  
LF: 335' CF: 390' RF: 335'

**STADIUM ADDRESS**  
400 East Grainger Avenue  
Kinston, NC 28501

**MAILING ADDRESS**  
400 East Grainger Avenue  
Kinston, NC 28501

**TELEPHONE**  
(252) 686-5006

**EMAIL**  
akay@woodducksbaseball.com

**WEBSITE**  
www.woodducksbaseball.com

**TWITTER**  
@GoWoodDucks

**MEDIA CONTACT**  
Matt Present

**PRESS BOX PHONE**  
N/A

**OWNERSHIP**  
Texas Rangers

**FIELD STAFF**

**Manager:** Corey Ragsdale  
**Pitching Coach:** Steve Mintz  
**Hitting Coach:** Chase Lambin  
**Coach:** Turtle Thomas  
**Athletic Trainer:** Luke Teeters  
**Strength & Conditioning:** Adam Noel

**MUDCATS VS. OPPONENT**

<b>All-Time Overall</b> .....	23-21	<b>2018 Overall</b> .....	12-11
<b>All-Time Home</b> .....	18-10	<b>2018 Home</b> .....	11-3
<b>All-Time Away</b> .....	5-11	<b>2018 Away</b> .....	1-8

**2019 SCHEDULE VS. OPPONENT**

4/4.....at.....DE	7/23.....at.....DE
4/5.....at.....DE	7/24.....at.....DE
4/6.....at.....DE	7/25.....at.....DE
4/7.....at.....DE	
	7/30.....vs.....DE
5/24.....vs.....DE	7/31.....vs.....DE
5/25.....vs.....DE	8/1.....vs.....DE
5/26.....vs.....DE	
5/27.....vs.....DE	8/6.....at.....DE
	8/7.....at.....DE
6/24.....vs.....DE	8/8.....at.....DE
6/25.....vs.....DE	
6/26.....vs.....DE	

**MEDIA INFORMATION**

<b>Flagship Radio:</b> WRNS AM 960	<b>Station Phone:</b> N/A
<b>Broadcaster:</b> Matt Present	<b>Newspaper:</b> Kinston Free Press
<b>No. of Games Broadcast:</b> All	<b>Beat Writer:</b> TBD
<b>Webcast Info:</b>	<b>Official Scorer:</b> Tommy Mattocks
woodducksbaseball.com	<b>PA Announcer:</b> Bryan Hanks



## FAYETTEVILLE WOODPECKERS

**Major League Affiliation:** Houston Astros (AL West)  
**First Year of Affiliation:** 2019  
**Years in Carolina League:** 0  
**Stadium Name:** SEGRA Stadium  
**2018 Overall Record:** 80-57 as Buies Creek Astros (2nd, Overall)  
**2018 First Half:** 37-32 as Buies Creek Astros (2nd, Southern)  
**2018 Second Half:** 43-25 as Buies Creek Astros (1st, Southern)

### TEAM INFORMATION

**STADIUM NAME**

SEGRA Stadium

**YEAR BUILT**

2019

**CAPACITY**

5,290

**DIMENSIONS**

LF: 319' CF: 400' RF: 330'

**STADIUM ADDRESS**

Hay Street  
 Fayetteville, NC 28301

**MAILING ADDRESS**

Hay Street  
 Fayetteville, NC 28301

**TELEPHONE**

(910) 339-1989

**EMAIL**

woodpeckers@astros.com

**WEBSITE**

www.fayettevillewoodpeckers.com

**TWITTER**

@WoodpeckersNC

**MEDIA CONTACT**

Ben Hughes

**PRESS BOX PHONE**

N/A

**OWNERSHIP**

Texas Rangers

### FIELD STAFF

**Manager:** Nate Shaver  
**Pitching Coach:** Thomas Whitsett  
**Hitting Coach:** Jason Kanzler  
**Coach:** N/A  
**Athletic Trainer:** N/A  
**Strength & Conditioning:** N/A

### MUDCATS VS. OPPONENT

<b>All-Time Overall</b> ..... 0-0	<b>2018 Overall</b> ..... 0-0
<b>All-Time Home</b> ..... 0-0	<b>2018 Home</b> ..... 0-0
<b>All-Time Away</b> ..... 0-0	<b>2018 Away</b> ..... 0-0

### 2019 SCHEDULE VS. OPPONENT

4/15.....vs.....FAY	5/17.....at.....FAY
4/16.....vs.....FAY	5/18.....at.....FAY
4/17.....vs.....FAY	5/19.....at.....FAY
4/18.....at.....FAY	7/26.....at.....FAY
4/19.....at.....FAY	7/27.....at.....FAY
4/20.....at.....FAY	7/28.....at.....FAY
4/21.....at.....FAY	
	8/26.....vs.....FAY
5/7.....vs.....FAY	8/27.....vs.....FAY
5/8.....vs.....FAY	8/28.....vs.....FAY
5/9.....vs.....FAY	8/29.....vs.....FAY

### MEDIA INFORMATION

Flagship Radio: Internet Only	Newspaper:
Broadcaster: Matt Sabados	The Fayetteville Observer
No. of Games Broadcast: 140	Beat Writer: Thomas Pope
Webcast Info:	Official Scorer:
fayettevillewoodpeckers.com	PA Announcer:



## FREDERICK KEYS

**Major League Affiliation:** Baltimore Orioles (AL East)

**First Year of Affiliation:** 1989

**Years in Carolina League:** 31

**Stadium Name:** Nymeo Field at Harry Grove Stadium

**2018 Overall Record:** 65-72

**2018 First Half:** 35-34 (2nd, Northern)

**2018 Second Half:** 30-38 (5th, Northern)

### TEAM INFORMATION

**STADIUM NAME**

Nymeo Field at  
Harry Grove Stadium

**YEAR BUILT**

1990

**CAPACITY**

5,400

**DIMENSIONS**

LF: 325' CF: 400' RF: 325'

**STADIUM ADDRESS**

21 Stadium Drive  
Frederick, MD 21703

**MAILING ADDRESS**

21 Stadium Drive  
Frederick, MD 21703

**TELEPHONE**

(301) 662-0013

**EMAIL**

info@frederickkeys.com

**WEBSITE**

www.frederickkeys.com

**TWITTER**

@FrederickKeys

**MEDIA CONTACT**

Geoff Arnold

**PRESS BOX PHONE**

(301) 662-0013

**OWNERSHIP**

Maryland Baseball Holdings, LLC

### FIELD STAFF

**Manager:** Ryan Minor

**Pitching Coach:** Justin Lord

**Hitting Coach:** Bobby Rose

**Coach:** Adam Bleday

**Strength & Conditioning:** Gene Escat

**Athletic Trainer:** Marty Brinker

### MUDCATS VS. OPPONENT

<b>All-Time Overall</b> .....	63-55	<b>2018 Overall</b> .....	7-4
<b>All-Time Home</b> .....	38-27	<b>2018 Home</b> .....	6-2
<b>All-Time Away</b> .....	25-28	<b>2018 Away</b> .....	1-2

### 2019 SCHEDULE VS. OPPONENT

6/2.....vs.....	FRE	7/10.....at.....	FRE
6/3.....vs.....	FRE	7/11.....at.....	FRE
6/4.....vs.....	FRE	7/12.....at.....	FRE

6/10.....at.....	FRE
6/11.....at.....	FRE
6/12.....at.....	FRE

7/4.....vs.....	FRE
7/5.....vs.....	FRE
7/6.....vs.....	FRE

### MEDIA INFORMATION

**Flagship Radio:**

TuneIn Radio/Frederickkeys.com

**Broadcaster(s):**

Geoff Arnold, Jack Keffer

**No. of Games Broadcast:** All

**Webcast Info:** frederickkeys.com

**Station Phone:** N/A

**Newspaper:** Frederick News-Post

**Beat Writer:** Greg Swatek

**Phone:** (301) 662-1177

**Official Scorer(s):** Jason Lee, Luke

Stillson, Dave Musil, Geoff Goynes,

Bob Roberson, Dennis Hetrick

**PA Announcer:** Andy Redmond



## LYNCHBURG HILLCATS

**Major League Affiliation:** Cleveland Indians (AL Central)  
**First Year of Affiliation:** 2015  
**Years in Carolina League:** 53  
**Stadium Name:** Lynchburg City Stadium  
**2018 Overall Record:** 71-66  
**2018 First Half:** 29-38 (5th, Northern)  
**2018 Second Half:** 42-28 (1st, Northern)

### TEAM INFORMATION

#### STADIUM NAME

Lynchburg City Stadium

#### YEAR BUILT

1939 / 2004

#### CAPACITY

4,000

#### DIMENSIONS

LF: 325' CF: 390' RF: 325'

#### STADIUM ADDRESS

3180 Fort Avenue  
 Lynchburg, VA 24501

#### MAILING ADDRESS

P.O. Box 10213  
 Lynchburg, VA 24506-0213

#### TELEPHONE

(434) 528-1144

#### EMAIL

info@lynchburg-hillcats.com

#### WEBSITE

www.lynchburg-hillcats.com

#### TWITTER

@LynHillcats

#### MEDIA CONTACT

Max Gunn

#### PRESS BOX PHONE

(434) 528-1144

#### OWNERSHIP

Lynchburg Baseball Corp.

### FIELD STAFF

**Manager:** Jim Pankovits  
**Pitching Coach:** Joe Torres  
**Hitting Coach:** Johnny Narron  
**Bench Coach:** Michael Mergenthaler  
**Athletic Trainer:** Jake Legan  
**Strength & Conditioning:** Eric Ortego

### MUDCATS VS. OPPONENT

<b>All-Time Overall</b> .....	48-59	<b>2017 Overall</b> .....	2-6
<b>All-Time Home</b> .....	22-34	<b>2017 Home</b> .....	0-5
<b>All-Time Away</b> .....	26-25	<b>2017 Away</b> .....	2-1

### 2019 SCHEDULE VS. OPPONENT

5/13.....at.....LYN	8/16.....at.....LYN
5/14.....at.....LYN	8/17.....at.....LYN
5/15.....at.....LYN	8/18.....at.....LYN
5/16.....at.....LYN	
	8/23.....vs.....LYN
5/20.....vs.....LYN	8/24.....vs.....LYN
5/21.....vs.....LYN	8/25.....vs.....LYN
5/22.....vs.....LYN	
5/23.....vs.....LYN	
7/7.....vs.....LYN	
7/8.....vs.....LYN	
7/9.....vs.....LYN	

### MEDIA INFORMATION

**Flagship Radio:** Tuneln  
**Broadcaster(s):**  
 Max Gun, Anders Jorstad  
**No. of Games Broadcast:** All  
**Webcast Info:**  
 www.lynchburg-hillcats.com

**Newspaper:**  
 The Lynchburg News and Advance  
**Beat Writer:** Emily Brown  
**Phone:** (434) 385-5400  
**Official Scorer:** Dan Fallen  
**PA Announcer:** Jeff Raymond



**MYRTLE BEACH PELICANS**

**Major League Affiliation:** Chicago Cubs (NL Central)  
**First Year of Affiliation:** 2015  
**Years in Carolina League:** 21  
**Stadium Name:** TicketReturn.Com Field  
**2018 Overall Record:** 61-78 (9th Overall)  
**2018 First Half:** 34-36 (t4th, Southern)  
**2018 Second Half:** 27-42 (3rd, Southern)

**TEAM INFORMATION**

**STADIUM NAME**  
TicketReturn.Com Field

**YEAR BUILT**  
1999

**CAPACITY**  
6,599

**DIMENSIONS**  
LF: 308' CF: 400' RF: 328'

**STADIUM ADDRESS**  
1251 21st Avenue North  
Myrtle Beach, SC 29577

**MAILING ADDRESS**  
1251 21st Avenue North  
Myrtle Beach, SC 29577

**TELEPHONE**  
(843) 918-6000

**EMAIL**  
info@myrtlebeachpelicans.com

**WEBSITE**  
www.myrtlebeachpelicans.com

**TWITTER**  
@Pelicanbaseball

**MEDIA CONTACT**  
Zach Bigley

**PRESS BOX PHONE**  
(843) 918-6052

**OWNERSHIP**  
Myrtle Beach Pelicans, LP

**FIELD STAFF**

**Manager:** Steve Lerud  
**Pitching Coach:** Brian Lawrence  
**Hitting Coach:** Ty Wright  
**Coach:** Osmin Melendez  
**Athletic Trainer:** Logan Severson  
**Strength & Conditioning:** Keegan Knoll

**MUDCATS VS. OPPONENT**

<b>All-Time Overall</b> .....	63-92	<b>2018 Overall</b> .....	12-9
<b>All-Time Home</b> .....	30-43	<b>2018 Home</b> .....	6-4
<b>All-Time Away</b> .....	33-49	<b>2018 Away</b> .....	6-5

**2019 SCHEDULE VS. OPPONENT**

4/23.....at .....	MB	7/17.....vs.....	MB
4/24.....at .....	MB	7/18.....vs.....	MB
4/25.....at .....	MB	7/19.....vs.....	MB
5/10.....vs.....	MB	8/20.....at .....	MB
5/11.....vs.....	MB	8/21.....at .....	MB
5/12.....vs.....	MB	8/22.....at .....	MB
7/1.....at .....	MB		
7/2.....at .....	MB		
7/3.....at .....	MB		

**MEDIA INFORMATION**

**Flagship Radio:** Tuneln  
**Broadcaster(s):**  
Zach Bigley, Noah Cloonan  
**No. of Games Broadcast:** All  
**Webcast Info:**  
www.myrtlebeachpelicans.com

**Newspaper:** The Sun News  
**Beat Writer:** Alan Blondin  
**Phone:** (843) 626-0371  
**Official Scorer:** Rick Bayless  
**PA Announcer:**  
Jarrod (DB) DuBose-Schmitt



## POTOMAC NATIONALS

**MLB Affiliation:** Washington Nationals

**First Year of Affiliation:** 2005

**Years in Carolina League:** 42

**Stadium Name:** Northwest Federal Field at Pfitzner Stadium

**2018 Overall Record:** 74-62 (3rd, Overall)

**2018 First Half:** 37-30 (1st, Northern)

**2018 Second Half:** 37-32 (2nd, Northern)

### TEAM INFORMATION

#### STADIUM NAME

G. Richard Pfitzner Stadium

#### YEAR BUILT

1984

#### CAPACITY

6,000

#### DIMENSIONS

LF: 315' CF: 400' RF: 315'

#### STADIUM ADDRESS

7 County Complex Court  
Woodbridge, VA 22192

#### MAILING ADDRESS

P.O. Box 2148  
Woodbridge, VA 22195

#### TELEPHONE

(703) 590-2311

#### EMAIL

info@potomacnationals.com

#### WEBSITE

WWW.POTOMACNATIONALS.COM

#### TWITTER

@PNats42

#### MEDIA CONTACT

Mike Weisman

#### PRESS BOX PHONE

(703) 586-6622

#### OWNERSHIP

Potomac Baseball, LLC

### FIELD STAFF

**Manager:** Tripp Keister

**Pitching Coach:** Sam Narron

**Hitting Coach:** Luis Ordaz

**Coach:** N/A

**Athletic Trainer:** Don Neidig

**Strength & Conditioning:** Shane Hill

### MUDCATS VS. OPPONENT

<b>All-Time Overall</b> .....	40-64	<b>2018 Overall</b> .....	1-5
<b>All-Time Home</b> .....	27-23	<b>2018 Home</b> .....	1-2
<b>All-Time Away</b> .....	13-41	<b>2018 Away</b> .....	0-3

### 2019 SCHEDULE VS. OPPONENT

4/8.....at .....	POT	6/27.....vs.....	POT
4/9.....at .....	POT	6/28.....vs.....	POT
4/10.....at .....	POT	6/29.....vs.....	POT
		6/30.....vs.....	POT
4/26.....vs.....	POT		
4/27.....vs.....	POT		
4/28.....vs.....	POT		
6/20.....at .....	POT		
6/21.....at .....	POT		
6/22.....at .....	POT		
6/23.....at .....	POT		

### MEDIA INFORMATION

**Flagship Radio:** TuneIn

**Broadcaster:** Mike Weisman

**No. of Games Broadcast:** All

**Webcast Info:**

www.potomacnationals.com

**Newspaper:** N/A

**Beat Writer:** N/A

**Phone:** N/A

**Official Scorer:** Ben Trittipoe

**PA Announcer:** Jeremy Whitham



**SALEM RED SOX**

**Major League Affiliation:** Boston Red Sox  
**First Year of Affiliation:** 2009  
**Years in Carolina League:** 51  
**Stadium Name:** Haley Toyota Field  
**2018 Overall Record:** 63-75 (8th Overall)  
**2018 First Half:** 32-36 (3rd, Northern)  
**2018 Second Half:** 31-39 (4th, Northern)

**TEAM INFORMATION**

**STADIUM NAME**  
Haley Toyota Field

**YEAR BUILT**  
1995

**CAPACITY**  
6,415

**DIMENSIONS**  
LF: 325' CF: 401' RF: 325'

**STADIUM ADDRESS**  
1004 Texas Street  
Salem, VA 24153

**MAILING ADDRESS**  
P.O. Box 842  
Salem, VA 24153

**TELEPHONE**  
(540) 389-3333

**EMAIL**  
info@salemsox.com

**WEBSITE**  
www.salemsox.com

**TWITTER**  
@salemredsox

**MEDIA CONTACT**  
Melanie Newman

**PRESS BOX PHONE**  
(540) 389-3333 ext. 124

**OWNERSHIP**  
Fenway Sports Group

**FIELD STAFF**

**Manager:** Corey Wimberly  
**Pitching Coach:** Lance Carter  
**Hitting Coach:** Lance Zawadzki  
**Coach:** N/A  
**Athletic Trainer:** Nick Kuchwara  
**Strength & Conditioning:** Joe Hudson

**MUDCATS VS. OPPONENT**

<b>All-Time Overall</b> .....	50-69	<b>2018 Overall</b> .....	6-5
<b>All-Time Home</b> .....	23-31	<b>2018 Home</b> .....	1-2
<b>All-Time Away</b> .....	27-38	<b>2018 Away</b> .....	5-3

**2019 SCHEDULE VS. OPPONENT**

4/29.....at .....	SAL	8/30.....at .....	SAL
4/30.....at .....	SAL	8/31.....at .....	SAL
5/1.....at .....	SAL	9/1.....at .....	SAL
5/2.....at .....	SAL	9/2.....at .....	SAL
6/6.....vs.....	SAL		
6/7.....vs.....	SAL		
6/8.....vs.....	SAL		
6/9.....vs.....	SAL		
8/9.....vs.....	SAL		
8/10.....vs.....	SAL		
8/11.....vs.....	SAL		

**MEDIA INFORMATION**

**Flagship Radio:**  
WGMN 1240 AM Roanoke,  
ESPN Blacksburg  
**Broadcaster(s):**  
Melanie Newman, Suzie Cool  
**No. of Games Broadcast:** All  
**Webcast Info:**  
www.salemsox.com

**Newspaper:**  
The Roanoke Times, Salem  
Times-Register  
**Beat Writer:**  
Brian Gardner, Brian Hoffman  
**Phone:** 540.302.0235  
**Official Scorer:** Billy Wells  
**PA Announcer:** Emile Brown



## WILMINGTON BLUE ROCKS

**MLB Affiliation:** Kansas City Royals  
**First Year of Affiliation:** 1993-2004, 2007  
**Years in Carolina League:** 27  
**Stadium Name:** Daniel S. Frawley Stadium  
**2018 Overall Record:** 68-72 (5th, Overall)  
**2018 First Half:** 31-39 (4th, Northern)  
**2018 Second Half:** 37-33 (3rd, Northern)

### TEAM INFORMATION

**STADIUM NAME**  
 Daniel S. Frawley Stadium

**YEAR BUILT**  
 1993

**CAPACITY**  
 6,532

**DIMENSIONS**  
 LF: 325' CF: 400' RF: 325'

**STADIUM ADDRESS**  
 801 Shipyard Drive  
 Wilmington, DE 19801

**MAILING ADDRESS**  
 801 Shipyard Drive  
 Wilmington, DE 19801

**TELEPHONE**  
 (302) 888-5352

**EMAIL**  
 info@bluerocks.com

**WEBSITE**  
 www.bluerocks.com

**TWITTER**  
 @WilmBlueRocks

**MEDIA CONTACT**  
 Matt Janus

**PRESS BOX PHONE**  
 (302) 888-5352

**OWNERSHIP**  
 Main Street Baseball, LLC

### FIELD STAFF

**Manager:** Scott Thorman  
**Pitching Coach:** Steve Luebber  
**Hitting Coach:** Larry Sutton  
**Coach:** N/A  
**Strength & Conditioning:** Saburo Hagihara  
**Athletic Trainer:** N/A

### MUDCATS VS. OPPONENT

<b>All-Time Overall</b> .....	59-57	<b>2018 Overall</b> .....	5-2
<b>All-Time Home</b> .....	25-31	<b>2018 Home</b> .....	3-1
<b>All-Time Away</b> .....	34-26	<b>2018 Away</b> .....	2-1

### 2019 SCHEDULE VS. OPPONENT

4/11 ..... vs..... WIL	7/20 ..... vs..... WIL
4/12 ..... vs..... WIL	7/21 ..... vs..... WIL
4/13 ..... vs..... WIL	7/22 ..... vs..... WIL
4/14 ..... vs..... WIL	
5/3 ..... at ..... WIL	
5/4 ..... at ..... WIL	
5/5 ..... at ..... WIL	
7/13 ..... at ..... WIL	
7/14 ..... at ..... WIL	
7/15 ..... at ..... WIL	

### MEDIA INFORMATION

<b>Flagship Radio:</b> WGLS 89.7 FM	<b>Newspaper:</b> News Journal
<b>Broadcaster(s):</b>	<b>Beat Writer:</b> TBD
Cory Nidoh, Matt Janus	<b>Phone:</b> (302) 324-2850
<b>No. of Games Broadcast:</b> All	<b>Official Scorer(s):</b>
<b>Webcast Info:</b>	Dick Shute, Jill Weigel
www.bluerocks.com	<b>PA Announcer:</b> Kevin P. Linton
<b>Station Phone:</b> N/A	



**WINSTON-SALEM DASH**

**Major League Affiliation:** Chicago White Sox  
**First Year of Affiliation:** 1997  
**Years in Carolina League:** 75  
**Stadium Name:** BB&T Ballpark  
**2018 Overall Record:** 84-54 (1st, Overall)  
**2018 First Half:** 41-29 (1st, Southern)  
**2018 Second Half:** 43-25 (1st, Southern)

**TEAM INFORMATION**

**STADIUM NAME**  
BB&T Ballpark

**YEAR BUILT**  
2010

**CAPACITY**  
5,500

**DIMENSIONS**  
LF: 315' CF: 399' RF: 323'

**STADIUM ADDRESS**  
951 Ballpark Way  
Winston-Salem, NC 27101

**MAILING ADDRESS**  
926 Brookstown Avenue  
Winston-Salem, NC 27101

**TELEPHONE**  
(336) 714-2287

**EMAIL**  
info@wsdash.com

**WEBSITE**  
www.wsdash.com

**TWITTER**  
@WSDashBaseball

**MEDIA CONTACT**  
Joe Weil

**PRESS BOX PHONE**  
(336) 714-6874

**OWNERSHIP**  
WS Dash, LLC

**FIELD STAFF**

**Manager:** Justin Jirschele  
**Pitching Coach:** Matt Zaleski  
**Hitting Coach:** Jamie Dismuke  
**Coach:** N/A  
**Strength & Conditioning:** George Timke  
**Athletic Trainer:** Hyeon Kim

**MUDCATS VS. OPPONENT**

<b>All-Time Overall</b> .....	75-69	<b>2018 Overall</b> .....	6-12
<b>All-Time Home</b> .....	45-27	<b>2018 Home</b> .....	5-5
<b>All-Time Away</b> .....	25-52	<b>2018 Away</b> .....	1-7

**2019 SCHEDULE VS. OPPONENT**

5/29.....at .....	WS	8/13.....vs.....	WS
5/30.....at .....	WS	8/14.....vs.....	WS
5/31.....at .....	WS	8/15.....vs.....	WS
6/1.....at .....	WS		
6/13.....vs.....	WS		
6/14.....vs.....	WS		
6/15.....vs.....	WS		
6/16.....vs.....	WS		
8/2.....at .....	WS		
8/3.....at .....	WS		
8/4.....at .....	WS		

**MEDIA INFORMATION**

**Radio:** TuneIn, The Triad Sports Hub - 101.5 FM & 600 AM (Thursday games only)  
**Television:** TBD  
**Broadcaster(s):** Joe Weil, Conor Clingen  
**No. of Games Broadcast:** All  
**Webcast Info:**  
www.wsdash.com/broadcast

**Newspaper:** Winston-Salem Journal  
**Beat Writers:** Jay Spivey, Ethan Joyce, Patrick Ferlise  
**Phone:** (336) 714-2287  
**Official Scorer:** John Brasier  
**PA Announcer:** Jeffrey Griffin



## CAROLINA LEAGUE

**Years League Active:** 1945-present

**Number of Games:** 140 | **Number of Teams:** 10

**2019 Opening Date:** Thursday, April 4

**2019 Closing Date:** Monday, September 2

**1st Half Ends:** June 16, 2019 | **2nd Half Begins:** June 20, 2019

**All-Star Game:** 6/18/19 at Nymeo Field, Frederick, MD

**Roster Limit:** 25 Active, 35 under control

### DIVISION STRUCTURE

#### NORTHERN DIVISION

TEAM	PARENT CLUB
Frederick Keys.....	Baltimore Orioles
Lynchburg Hillcats .....	Cleveland Indians
Potomac Nationals .....	Washington Nationals
Salem Red Sox.....	Boston Red Sox
Wilmington Blue Rocks.....	Kansas City Royals

#### SOUTHERN DIVISION

TEAM	PARENT CLUB
Carolina Mudcats.....	Milwaukee Brewers
Down East Wood Ducks.....	Texas Rangers
Fayetteville Woodpeckers .....	Houston Astros
Myrtle Beach Pelicans.....	Chicago Cubs
Winston-Salem Dash.....	Chicago White Sox

### INFORMATION

#### OFFICE ADDRESS

1806 Pembroke Road  
Suite 2-B  
Greensboro, NC 27408

#### MAILING ADDRESS

1806 Pembroke Road  
Suite 2-B  
Greensboro, NC 27408

#### TELEPHONE

(336) 691-9030

#### FAX

(336) 464-2737

#### EMAIL

office@carolinaleague.com

#### WEBSITE

www.carolinaleague.com

### LEAGUE STAFF

**President:** Geoff Lassiter

**Secretary:** Ken Young

**Executive Vice President:** Tim Zue

**Accountant:** John Schwarz

**Vice President:** Billy Prim

**Office Assistant:** Marnee Larkins

### LEAGUE DIRECTORS

D.G. Elmore (Lynchburg)

Dave Heller (Wilmington)

Tim Zue (Salem)

Billy Prim (Winston-Salem)

Chuck Greenberg (Myrtle Beach)

Art Silber (Potomac)

Tyler Barnes (Carolina)

Dave Ziedelis (Frederick).

### MILEAGE CHART

	CAR	DE	FAY	FRE	LYN	MB	POT	SAL	WIL	WS
Carolina	X	66	74	278	129	214	221	167	348	130
Down East	66	X	88	332	204	158	273	251	394	184
Fayetteville	74	88	X	356	204	121	300	204	434	122
Frederick	278	332	356	X	193	486	62	223	117	325
Lynchburg	129	204	204	193	X	300	180	58	286	128
Myrtle Beach	214	158	121	486	300	X	427	298	565	211
Potomac	221	273	300	62	180	427	X	231	141	309
Salem	167	251	204	223	58	298	231	X	342	107
Wilmington	348	394	434	117	286	565	141	342	X	447
Winston-Salem	130	184	122	325	128	211	309	107	447	X

**PLAYOFF PROCEDURES****POSTSEASON FORMAT**

Four clubs will qualify for the postseason: the winners of each half in each division. Should one club win both halves of a division, the club in the same division with the second-best second-half winning percentage will qualify as a "wild card."

**DIVISION SERIES**

Both Division Series will open on the second day following the conclusion of the scheduled regular season. They will continue on consecutive days until a champion is determined. The two half winners within each division will face each other in a best-of five series to determine the division champion. The first two games will be played on the grounds of the second half winner (or wild card), and the remaining necessary game(s) on the grounds of the first half winner.

**MILLS CUP CHAMPIOSHIP SERIES**

The Mills Cup Championship Series will open on the eighth day following the end of the scheduled regular season, unless delayed by called or postponed games in either Division Series. The opening of the Series will also be delayed if either competing club is required to travel 500 or more miles following a game the previous day. Once begun, the Series will continue on consecutive days until a champion is determined.

In odd-numbered years, the first two games will be in the city of the Northern Division Champion, with the remaining necessary games in the Southern Division Champion's city. This format will be reversed in even-numbered years.

**REGULAR SEASON TIEBREAKERS - FIRST HALF**

In case two or more clubs shall have the same percentage at the close of the first half of the championship season, the following tie-breakers will be used. The first tie-breaker is head-to-head first-half record. If that is also tied, the first meeting between the clubs in the second half will determine the first-half championship. If three clubs have identical percentages at the end of the first half and all have identical records against the other two, the first second-half game between any two of them would eliminate one club, and the next meeting of the other two clubs in the second half would determine the first half champion.

**REGULAR SEASON TIEBREAKERS - SECOND HALF**

In the event that two or more clubs finish with the same percentage in the second half championship (or "wild card" postseason berth), ties will be broken as follows: first by head-to-head second-half record. If that is tied, second by overall head-to-head record. If that is also tied, then by overall record.

# CAROLINA LEAGUE PAST CHAMPIONS

YEAR	CHAMPION	RUNNER-UP	YEAR	CHAMPION	RUNNER-UP
1945	Danville Leafs	Raleigh Capitals	1982	Alexandria Dukes	Durham Bulls
1946	Raleigh Capitals	Durham Bulls	1983	Lynchburg Mets	Winston-Salem Red Sox
1947	Raleigh Capitals	Durham Bulls	1984	Lynchburg Mets	Durham Bulls
1948	Martinsville Athletics	Burlington Bees	1985	Winston-Salem Spirits	Lynchburg Mets
1949	Burlington Bees	Raleigh Capitals	1986	Winston-Salem Spirits	Hagerstown Suns
1950	Winston-Salem Cards	Burlington Bees	1987	Salem Buccaneers	Kinston Indians
1951	Winston-Salem Cards	Reidsville Luckies	1988	Kinston Indians	Lynchburg Red Sox
1952	Reidsville Luckies	Durham Bulls	1989	Prince William Yankees	Durham Bulls
1953	Danville Leafs	Reidsville Luckies	1990	Frederick Keys	Kinston Indians
1954	Fayetteville Highlanders	Burlington Pirates	1991	Kinston Indians	Lynchburg Red Sox
1955	Danville Leafs	High Point-Thomasville	1992	Peninsula Pilots	Lynchburg Red Sox
1956	Fayetteville Highlanders	Danville Leafs	1993	Winston-Salem Spirits	Wilmington Blue Rocks
1957	Durham Bulls	High Point-Thomasville	1994	Wilmington Blue Rocks	Winston-Salem Spirits
1958	Burlington Indians	Greensboro Yankees	1995	Kinston Indians	Wilmington Blue Rocks
1959	Wilson Tobs	Raleigh Capitals	1996	Wilmington Blue Rocks	Kinston Indians
1960	Greensboro Yankees	Burlington Indians	1997	Lynchburg Hillcats	Kinston Indians
1961	Wilson Tobs		1998	Wilmington Blue Rocks	Winston-Salem Warthogs
1962	Kinston Eagles	Durham Bulls	1999	Wilmington/Myrtle Beach	
1963	Wilson Tobs	Greensboro Yankees	2000	Myrtle Beach Pelicans	Lynchburg Hillcats
1964	Winston-Salem Red Sox	Tidewater Tides	2001	Salem Avalanche	Wilmington Blue Rocks
1965	Tidewater Tides	Durham Bulls	2002	Lynchburg Hillcats	Kinston Indians
1966	Rocky Mount Leafs	Winston-Salem Red Sox	2003	Winston-Salem Warthogs	Lynchburg Hillcats
1967	Durham Bulls	Tidewater Tides	2004	Kinston Indians	Wilmington Blue Rocks
1968	High Point-Thomasville	Raleigh-Durham Mets	2005	Frederick Keys	Kinston Indians
1969	Raleigh-Durham Phillies	Burlington Senators	2006	Kinston Indians	Frederick Keys
1970	Winston-Salem Red Sox	Burlington Senators	2007	Frederick Keys	Salem Avalanche
1971	Peninsula Phillies	Kinston Eagles	2008	Potomac Nationals	Myrtle Beach Pelicans
1972	Salem Pirates	Burlington Rangers	2009	Lynchburg Hillcats	Salem Red Sox
1973	Winston-Salem Pirates	Lynchburg Twins	2010	Potomac Nationals	Winston-Salem Dash
1974	Salem Pirates		2011	Frederick Keys	Kinston Indians
1975	Rocky Mount Phillies		2012	Lynchburg Hillcats	Winston-Salem Dash
1976	Winston-Salem Red Sox		2013	Salem Red Sox	Potomac Nationals
1977	Peninsula Pilots	Lynchburg Mets	2014	Potomac Nationals	Myrtle Beach Pelicans
1978	Lynchburg Mets	Peninsula Pilots	2015	Myrtle Beach Pelicans	Wilmington Blue Rocks
1979	Winston-Salem Red Sox		2016	Myrtle Beach Pelicans	Lynchburg Hillcats
1980	Peninsula Pilots	Durham Bulls	2017	Down East/Lynchburg	
1981	Hagerstown Suns	Peninsula Pilots	2018	Buies Creek Astros	Potomac Nationals

# 2019 MUDCATS SEASON SCHEDULE

DATE	G#	OPPONENT	DAY	TIME	DATE	G#	OPPONENT	DAY	TIME
4/4	1	at Down East	THU	7:00 PM	5/24	49	Down East	FRI	7:00 PM
4/5	2	at Down East	FRI	7:00 PM	5/25	50	Down East	SAT	5:00 PM
4/6	3	at Down East	SAT	6:00 PM	5/26	51	Down East	SUN	6:00 PM
4/7	4	at Down East	SUN	1:00 PM	5/27	52	Down East	MON	12:00 PM
4/8	5	at Potomac	MON	7:05 PM	5/28	OFF	-	TUE	-
4/9	6	at Potomac	TUE	7:05 PM	5/29	53	at Winston-Salem	WED	7:00 PM
4/10	7	at Potomac	WED	7:05 PM	5/30	54	at Winston-Salem	THU	7:00 PM
4/11	8	Wilmington	THU	7:00 PM	5/31	55	at Winston-Salem	FRI	7:00 PM
4/12	9	Wilmington	FRI	7:00 PM	6/1	56	at Winston-Salem	SAT	6:00 PM
4/13	10	Wilmington	SAT	5:00 PM	6/2	57	Frederick	SUN	4:00 PM
4/14	11	Wilmington	SUN	2:00 PM	6/3	58	Frederick	MON	7:00 PM
4/15	12	Fayetteville	MON	7:00 PM	6/4	59	Frederick	TUE	7:00 PM
4/16	13	Fayetteville	TUE	7:00 PM	6/5	OFF	-	WED	-
4/17	14	Fayetteville	WED	11:00 AM	6/6	60	Salem	THU	7:00 PM
4/18	15	at Fayetteville	THU	7:00 PM	6/7	61	Salem	FRI	7:00 PM
4/19	16	at Fayetteville	FRI	7:00 PM	6/8	62	Salem	SAT	5:00 PM
4/20	17	at Fayetteville	SAT	5:00 PM	6/9	63	Salem	SUN	2:00 PM
4/21	18	at Fayetteville	SUN	2:00 PM	6/10	64	at Frederick	MON	7:00 PM
4/22	OFF	-	MON	-	6/11	65	at Frederick	TUE	7:00 PM
4/23	19	at Myrtle Beach	TUE	7:05 PM	6/12	66	at Frederick	WED	7:00 PM
4/24	20	at Myrtle Beach	WED	7:05 PM	6/13	67	Winston-Salem	THU	7:00 PM
4/25	21	at Myrtle Beach	THU	7:05 PM	6/14	68	Winston-Salem	FRI	7:00 PM
4/26	22	Potomac	FRI	7:00 PM	6/15	69	Winston-Salem	SAT	5:00 PM
4/27	23	Potomac	SAT	5:00 PM	6/16	70	Winston-Salem	SUN	2:00 PM
4/28	24	Potomac	SUN	2:00 PM					
4/29	25	at Salem	MON	7:05 PM	6/17	OFF	- MON	-	
4/30	26	at Salem	TUE	7:05 PM	6/18	OFF	- TUE	-	
5/1	27	at Salem	WED	11:05 AM	6/19	OFF	- WED	-	
5/2	28	at Salem	THU	7:05 PM					
5/3	29	at Wilmington	FRI	7:05 PM					
5/4	30	at Wilmington	SAT	6:05 PM					
5/5	31	at Wilmington	SUN	1:35 PM					
5/6	OFF	-	MON	-					
5/7	32	Fayetteville	TUE	7:00 PM					
5/8	33	Fayetteville	WED	11:00 AM					
5/9	34	Fayetteville	THU	7:00 PM					
5/10	35	Myrtle Beach	FRI	7:00 PM					
5/11	36	Myrtle Beach	SAT	5:00 PM					
5/12	37	Myrtle Beach	SUN	2:00 PM					
5/13	38	at Lynchburg	MON	6:30 PM					
5/14	39	at Lynchburg	TUE	6:30 PM					
5/15	40	at Lynchburg	WED	6:30 PM					
5/16	41	at Lynchburg	THU	6:30 PM					
5/17	42	at Fayetteville	FRI	7:00 PM					
5/18	43	at Fayetteville	SAT	5:00 PM					
5/19	44	at Fayetteville	SUN	2:00 PM					
5/20	45	Lynchburg	MON	7:00 PM					
5/21	46	Lynchburg	TUE	7:00 PM					
5/22	47	Lynchburg	WED	11:00 AM					
5/23	48	Lynchburg	THU	7:00 PM					

DATE	G#	OPPONENT	DAY	TIME	DATE	G#	OPPONENT	DAY	TIME
6/20	71	at Potomac	THU	7:05 PM	8/8	117	at Down East	THU	7:00 PM
6/21	72	at Potomac	FRI	7:05 PM	8/9	118	Salem	FRI	7:00 PM
6/22	73	at Potomac	SAT	6:35 PM	8/10	119	Salem	SAT	5:00 PM
6/23	74	at Potomac	SUN	1:05 PM	8/11	120	Salem	SUN	2:00 PM
6/24	75	Down East	MON	7:00 PM	8/12	OFF	-	MON	-
6/25	76	Down East	TUE	7:00 PM	8/13	121	Winston-Salem	TUE	7:00 PM
6/26	77	Down East	WED	11:00 AM	8/14	122	Winston-Salem	WED	11:00 AM
6/27	78	Potomac	THU	7:00 PM	8/15	123	Winston-Salem	THU	7:00 PM
6/28	79	Potomac	FRI	7:00 PM	8/16	124	at Lynchburg	FRI	7:00 PM
6/29	80	Potomac	SAT	5:00 PM	8/17	125	at Lynchburg	SAT	5:00 PM
6/30	81	Potomac	SUN	2:00 PM	8/18	126	at Lynchburg	SUN	2:00 PM
7/1	82	at Myrtle Beach	MON	7:05 PM	8/19	OFF	-	MON	-
7/2	83	at Myrtle Beach	TUE	7:05 PM	8/20	127	at Myrtle Beach	TUE	7:05 PM
7/3	84	at Myrtle Beach	WED	7:05 PM	8/21	128	at Myrtle Beach	WED	7:05 PM
7/4	85	Frederick	THU	7:00 PM	8/22	129	at Myrtle Beach	THU	7:05 PM
7/5	86	Frederick	FRI	7:00 PM	8/23	130	Lynchburg	FRI	7:00 PM
7/6	87	Frederick	SAT	6:00 PM	8/24	131	Lynchburg	SAT	5:00 PM
7/7	88	Lynchburg	SUN	2:00 PM	8/25	132	Lynchburg	SUN	2:00 PM
7/8	89	Lynchburg	MON	7:00 PM	8/26	133	Fayetteville	MON	7:00 PM
7/9	90	Lynchburg	TUE	12:00 PM	8/27	134	Fayetteville	TUE	7:00 PM
7/10	91	at Frederick	WED	7:00 PM	8/28	135	Fayetteville	WED	7:00 PM
7/11	92	at Frederick	THU	7:00 PM	8/29	136	Fayetteville	THU	7:00 PM
7/12	93	at Frederick	FRI	7:00 PM	8/30	137	at Salem	FRI	7:05 PM
7/13	94	at Wilmington	SAT	6:05 PM	8/31	138	at Salem	SAT	6:05 PM
7/14	95	at Wilmington	SUN	1:35 PM	9/1	139	at Salem	SUN	2:05 PM
7/15	96	at Wilmington	MON	6:35 PM	9/2	140	at Salem	MON	1:05 PM
7/16	OFF	-	TUE	-					
7/17	97	Myrtle Beach	WED	7:00 PM					
7/18	98	Myrtle Beach	THU	7:00 PM					
7/19	99	Myrtle Beach	FRI	7:00 PM					
7/20	100	Wilmington	SAT	5:00 PM					
7/21	101	Wilmington	SUN	2:00 PM					
7/22	102	Wilmington	MON	7:00 PM					
7/23	103	at Down East	TUE	7:00 PM					
7/24	104	at Down East	WED	11:00 AM					
7/25	105	at Down East	THU	7:00 PM					
7/26	106	at Fayetteville	FRI	7:00 PM					
7/27	107	at Fayetteville	SAT	6:00 PM					
7/28	108	at Fayetteville	SUN	6:00 PM					
7/29	OFF	-	MON	-					
7/30	109	Down East	TUE	7:00 PM					
7/31	110	Down East	WED	11:00 AM					
8/1	111	Down East	THU	7:00 PM					
8/2	112	at Winston-Salem	FRI	7:00 PM					
8/3	113	at Winston-Salem	SAT	6:00 PM					
8/4	114	at Winston-Salem	SUN	2:00 PM					
8/5	OFF	-	MON	-					
8/6	115	at Down East	TUE	7:00 PM					
8/7	116	at Down East	WED	7:00 PM					

# **CAM ROEGNER**

2018 MILB.COM ORGANIZATIONAL ALL-STAR

2018 CAROLINA LEAGUE MID-SEASON ALL-STAR

CAROLINA LEAGUE PITCHER OF THE WEEK: 5/13/18



**BREWERS  
ORGANIZATION**



## MILWAUKEE BREWERS

**Classification:** MLB  
**League:** National League (Central)  
**Seasons:** 49 (1969-2018)  
**Team Names:** Milwaukee Brewers (1970- ), Seattle Pilots (1969)  
**Stadium Name:** Miller Park  
**Location:** Milwaukee, WI  
**2018 Overall Record:** 96-67 (1st, NL Central)

### TEAM INFORMATION

**STADIUM NAME**  
 Miller Park

**YEAR OPENED**  
 2001

**CAPACITY**  
 41,900

**DIMENSIONS**  
 LF: 344' CF: 400' RF: 345'

**STADIUM ADDRESS**  
 One Brewers Way  
 Milwaukee, WI 53214

**MAILING ADDRESS**  
 One Brewers Way  
 Milwaukee, WI 53214

**TELEPHONE**  
 (414) 902-4400

**EMAIL**  
 info@brewers.com

**WEBSITE**  
 www.brewers.com

**TWITTER**  
 @brewers

**MEDIA CONTACT**  
 Ken Spindler\*

\*HANDLES CREDENTIAL REQUESTS

**MEDIA RELATIONS PHONE**  
 (414) 902-4500

**OWNERSHIP**  
 Milwaukee Brewers  
 Baseball Club, L.P.

### FIELD STAFF

**Manager:**..... Craig Counsell  
**Bench Coach:**..... Pat Murphy  
**Hitting Coach:**..... Andy Haines  
**Pitching Coach:**..... Chris Hook  
**First Base/Infield Coach:** .. Carlos Subero  
**Third Base Coach:**..... Ed Sedar  
**B bullpen Coach:**..... Steve Karsay  
**Assistant Hitting Coach:**..... Jason Lane  
**Bullpen Catcher:**..... Marcus Hanel  
**Bullpen Catcher:**..... Robinson Diaz



#30 - Craig Counsell

Season:.....Fifth  
 Overall Record:.....316-308  
 2018 Record/Place:.....96-67/1st  
 First Game:.....5/4/15  
 No. Brewers Manager:.....19th

### PLAYER DEVELOPMENT

**Assistant Director - Outfield and Baserunning Coordinator**..... Tony Diggs  
**Roving Outfield/Baserunning Coordinator**..... Quintin Berry Senior  
**Manager - Baseball Administration**..... Mark Mueller  
**Hitting Coordinator**..... Kenny Graham  
**Field Coordinator and Catching Instructor**..... Charlie Greene  
**Infield Coordinator**..... Bob Miscik  
**Athletic Training**..... Frank Neville  
**Pitching Coordinator**..... Mark Dewey  
**Pitching Coordinator/Skill Acquisition**..... Jake McKinley  
**Maryvale Clubhouse Manager**..... Travis Voss  
**Coordinator - Latin America Operations**..... Manuel Vargas  
**Education Coordinator**..... Adela Marquez

### COMMUNICATIONS DEPARTMENT

**Senior Vice President-Communications:**..... Tyler Barnes  
 E-mail: tyler.barnes@brewers.com | Office: 414-902-4468

**Senior Director - Media Relations:**..... Mike Vassallo  
 E-mail: mike.vassallo@brewers.com | Office: 414-902-4473

**Senior Manager - Media Relations:**..... Ken Spindler  
 E-mail: ken.spindler@brewers.com | Office: 414-902-4469

**Coordinator - Media Relations:**..... Matt Stein  
 E-mail: matt.stein@brewers.com | Office: 414-902-4470

**Director - New Media:**..... Caitlin Moyer  
 E-mail: caitlin.moyer@brewers.com | Office: 414-902-4596

**Translator/Media Relations Assistant:**..... Carlos Brizuela  
 E-mail: carlos.brizuela@brewers.com | Office: 414-902-4594



**CHAIRMAN AND PRINCIPAL OWNER...**

Mark Attanasio

**ADVISORY BOARD...**

Robert Beyer	David Lubar	Harris Turer
John Canning, Jr.	Richard Ressler	David Uihlein
Jean-Marc Chapus	Eric Siegel	
Kelly Grebe	Marc Stern	

**CLUB EXECUTIVES...**

President - Business Operations .....	Rick Schlesinger
President - Baseball Operations and General Manager .....	David Stearns
Vice President and Assistant General Manager .....	Matt Arnold
Senior Vice President - Communications and Affiliate Operations .....	Tyler Barnes
Senior Vice President - Stadium Operations .....	Steve Ethier
Chief Financial Officer .....	Daniel Fumai
Chief Revenue Officer .....	Jason Hartlund
Senior Vice President - Marketing and Fan Experience .....	Teddy Werner
General Counsel and Senior Vice President - Administration .....	Marti Wronski
Executive Assistant - Ownership Group .....	Samantha Ernest
Executive Assistant to the General Manager .....	Nichole Kinader
Executive Assistant - Paralegal .....	Kate Rock
Executive Assistant .....	Adela Reeve
Executive Assistant .....	Kate Stempski
Executive Assistant .....	Sonya Martinez

**BASEBALL OPERATIONS...**

Senior Advisor ..... Doug Melvin  
Vice President - Baseball ..... Gord Ash  
Vice President - Player Personnel ..... Karl Mueller  
Vice President and Special Assistant  
to the General Manager ..... Ray Montgomery  
Senior Advisor - Scouting ..... Marv Thompson  
Special Advisor - Baseball Operations/  
Player Development ..... Carlos Villanueva  
Special Assignment Scout ..... Scott Campbell  
Special Assistant to the General Manager/Pro Scouting/  
Player Personnel ..... Dick Groch  
Special Assistant - Baseball Strategy ..... Shawn Hoffman  
Farm Director ..... Tom Flanagan  
Assistant Farm Director ..... Eduardo Brizuela  
Director - Amateur Scouting ..... Tod Johnson  
Director - Baseball Operations ..... Matt Kleine  
Director - Baseball Systems ..... Will Hudgins  
Director - Baseball Research  
and Development ..... Dan Turkenkopf  
Director - International Scouting ..... Mike Groopman  
Assistant Director - Amateur Scouting ..... Tim McIlvaine  
Manager - Advance Scouting ..... Brian Powalish  
Manager - Baseball Research  
and Quantitative Analysis ..... Nick Davis  
Manager - Video Operations ..... Matt Kerls

Manager - Major League Strategy ..... Walker McKinven  
Senior Analyst - Baseball Research  
and Development ..... Andrew Fox  
Analyst - Baseball Research  
and Development ..... Austin Harcarik  
Analyst - Baseball Research  
and Development ..... Ethan Bein  
Analyst - Sports Science Baseball Research  
and Development ..... Inga Milo  
Analyst - Baseball Operations ..... August Fagerstrom  
Data Engineer ..... Josh Schaffer  
Data Architect ..... Matt Culhane  
Developer - Baseball Systems ..... Andy Acosta  
Developer - Baseball Systems ..... DJ Michalski  
Developer - Baseball Systems ..... Dan Yang  
Assistant - Baseball Operations/  
Spanish Translator ..... Carlos Brizuela  
Assistant - Baseball Operations ..... Eric Babitz  
Assistant - Baseball Operations ..... Kevin Ottosen  
Coordinator - Major League Video ..... August Sandri  
Coordinator - Minor League  
Video Operations ..... Zack Sorensen  
Coordinator - Scouting Operations ..... Oscar Garcia  
Coordinator - Scouting Operations ..... Adam Hayes  
Developmental Scout ..... Greg Goldstein  
Developmental Scout ..... Daniel Cho  
Developmental Scout ..... Kevin O'Sullivan



## SAN ANTONIO MISSIONS

**Classification:** Triple-A

**League:** Pacific Coast League

**Years in League:** 1st Season

**First Year of Affiliation:** 2019

**Stadium Name:** Nelson W. Wolff Municipal Stadium

**Location:** San Antonio, TX

**2018 Overall Record\*:** 73-66 (2nd, PCL Northern)

\*As Colorado Springs Sky Sox

### TEAM INFORMATION

#### STADIUM NAME

Nelson W. Wolff Municipal Stadium

#### YEAR BUILT

1994

#### CAPACITY

9,200

#### DIMENSIONS

LF: 310' CF: 402' RF: 340'

#### STADIUM ADDRESS

5757 US HWY 90 West  
San Antonio, TX 78227

#### MAILING ADDRESS

5757 US HWY 90 West  
San Antonio, TX 78227

#### TELEPHONE

210-675-7275

#### EMAIL

sainfo@samissions.com

#### WEBSITE

www.samissions.com

#### TWITTER

@missionsmilb

#### MEDIA CONTACT

Mark Meyers

#### PRESS BOX PHONE

210-675-7275

#### OWNERSHIP

Elmore Sports Group

### FIELD STAFF

**Manager:** Rick Sweet

**Pitching Coach:** Fred Dabney

**Hitting Coach:** Al LeBoeuf

**Coach:** Ned Yost IV

**Strength & Conditioning:** Andrew Emmick

**Athletic Trainer:** Aaron Hoback

### 2018 TEAM LEADERS (COLORADO SPRINGS)

#### BATTING LEADERS

<b>G:</b>	119 .....	Tyrone Taylor
<b>AB:</b>	446 .....	Tyrone Taylor
<b>R:</b>	73 .....	Tyrone Taylor
<b>H:</b>	124 .....	Tyrone Taylor
<b>2B:</b>	27 .....	Nate Orf
<b>3B:</b>	9 .....	Tyrone Taylor
<b>HR:</b>	20 .....	Tyrone Taylor
	20 ....	Christian Bethancourt
<b>RBI:</b>	80 .....	Tyrone Taylor
<b>BB:</b>	50 .....	Nate Orf
<b>SO:</b>	119 .....	Keon Broxton
<b>SB:</b>	27 .....	Keon Broxton
<b>AVG:</b>	.298 .....	Nate Orf
<b>OBP:</b>	.397 .....	Nate Orf
<b>SLG:</b>	.506 .....	C. Bethancourt
<b>OPS:</b>	.834 .....	C. Bethancourt

#### PITCHING LEADERS

<b>W:</b>	9 .....	Aaron Brooks
<b>L:</b>	6 .....	Erik Davis
<b>G:</b>	50 .....	Tristen Archer
<b>GS:</b>	17 .....	Brandon Woodruff
<b>SV:</b>	5 .....	Jorge Lopez
<b>IP:</b>	118.1 .....	Bubba Derby
<b>H:</b>	127 .....	Bubba Derby
<b>BB:</b>	50 .....	Bubba Derby
<b>SO:</b>	96 .....	Bubba Derby
<b>WHIP:</b>	1.59 .....	Bubba Derby
<b>ERA:</b>	4.49 .....	Bubba Derby

### MEDIA INFORMATION

**Flagship Radio:** KONO 860 AM

**Broadcaster(s):**

Mike Saeger, Stu Paul

**No. of Games Broadcast:** All

**Webcast Info:**

samissions.com, TuneIn Radio

**Station Phone:** 210-615-5400

**Newspaper(s):**


San Antonio Express-News

**Beat Writer:**

Jerry Briggs (SA Missions)

**Official Scorer(s):** David Humphrey

**PA Announcer:** Roland Ruiz



**BILOXI SHUCKERS**

**Classification:** Double-A  
**League:** Southern League  
**Years in League:** 5th Season  
**First Year of Affiliation:** 2015  
**Stadium Name:** MGM Park  
**Location:** Biloxi, MS  
**2018 Overall Record:** 81-59 (1st, Overall, South Division)

**TEAM INFORMATION**

**STADIUM NAME**  
MGM Park

**YEAR BUILT**  
2015

**CAPACITY**  
6,076

**DIMENSIONS**  
LF: 326' CF: 401' RF: 326'

**STADIUM ADDRESS**  
145 Caillavet St.  
Biloxi, MS 39530

**MAILING ADDRESS**  
PO Box 173  
Biloxi, MS 39533

**TELEPHONE**  
(228) 233-3465

**EMAIL**  
info@biloxishuckers.com

**WEBSITE**  
www.biloxishuckers.com

**TWITTER**  
@biloxishuckers

**MEDIA CONTACT**  
Garrett Greene

**PRESS BOX PHONE**  
N/A

**OWNERSHIP**  
Biloxi Baseball, LLC

**FIELD STAFF**

**Manager:** Mike Guerrero  
**Pitching Coach:** Bob Milacki  
**Hitting Coach:** Danny Santin  
**Coach:** Chuckie Caufield  
**Strength & Conditioning:** Nate Dine  
**Athletic Trainer:** Jeff Bodenhamer

**2018 TEAM LEADERS**

<u>BATTING LEADERS</u>		<u>PITCHING LEADERS</u>	
<b>G:</b>	135 ..... Corey Ray	<b>W:</b>	10 ..... Thomas Jankins
<b>AB:</b>	532 ..... Corey Ray		10 ..... Jon Olczak
<b>R:</b>	86 ..... Corey Ray	<b>L:</b>	9 ..... Thomas Jankins
<b>H:</b>	127 ..... Corey Ray	<b>G:</b>	51 ..... Nate Griep
<b>2B:</b>	32 ..... Corey Ray	<b>GS:</b>	21 ..... Thomas Jankins
<b>3B:</b>	7 ..... Corey Ray		21 ..... Zack Brown
<b>HR:</b>	27 ..... Corey Ray	<b>SV:</b>	34 ..... Nate Griep
<b>RBI:</b>	74 ..... Corey Ray	<b>IP:</b>	130.1 ..... Thomas Jankins
<b>BB:</b>	65 ..... Troy Stokes Jr.	<b>H:</b>	130 ..... Thomas Jankins
<b>SO:</b>	176 ..... Corey Ray	<b>BB:</b>	45 ..... Kodi Medeiros
<b>SB:</b>	37 ..... Corey Ray	<b>SO:</b>	116 ..... Zack Brown
<b>AVG:</b>	.248 ..... Lucas Erceg	<b>WHIP:</b>	1.04 ..... Zack Brown
<b>OBP:</b>	.343 ..... Troy Stokes Jr.	<b>ERA:</b>	2.44 ..... Zack Brown
<b>SLG:</b>	.477 ..... Corey Ray		
<b>OPS:</b>	.801 ..... Corey Ray		

**MEDIA INFORMATION**

**Flagship Radio:**  
WGCM-AM 1240 (FM 100.9)

**Newspaper(s):**  
Sun Herald, Biloxi D'Iberville Press,  
The Gazebo Gazette

**Broadcaster(s):**  
Garrett Greene, Andrew Chapman

**No. of Games Broadcast:**  
All

**Official Scorer:** Scotty Berkowitz

**Webcast Info:**  
www.biloxishuckers.com

**PA Announcer:** Kyle Curley



## WISCONSIN TIMBER RATTTLERS

**Classification:** Single A  
**League:** Midwest League  
**Years in League:** 25th Season  
**First Year of Affiliation:** 2009  
**Stadium Name:** Fox Cities Stadium  
**Location:** Appleton, WI  
**2018 Overall Record:** 68-71 (7th, Midwest League Western)

### TEAM INFORMATION

**STADIUM NAME**  
 Fox Cities Stadium

**YEAR BUILT**  
 1995

**CAPACITY**  
 5,000

**DIMENSIONS**  
 LF: 325' CF: 400' RF: 325'

**STADIUM ADDRESS**  
 2400 North Casaloma Drive  
 Appleton, WI 54912

**MAILING ADDRESS**  
 PO Box 7464  
 Appleton, WI 54912

**TELEPHONE**  
 (920) 733-4152

**EMAIL**  
 info@timberrattlers.com

**WEBSITE**  
 www.timberrattlers.com

**TWITTER**  
 @TimberRattlers

**MEDIA CONTACT**  
 Chris Mehring

**PRESS BOX PHONE**  
 (920) 733-4152

**OWNERSHIP**  
 Appleton Baseball Club, Inc.

### FIELD STAFF

**Manager:** Matt Erickson  
**Pitching Coach:** Jim Henderson  
**Hitting Coach:** Dave Joppie  
**Coach:** TBD  
**Strength & Conditioning:** Connor McCarthy  
**Athletic Trainer:** Jeff Paxson

### 2018 TEAM LEADERS

#### BATTING LEADERS

**G:** 119 ..... Tristen Lutz  
**AB:** 444 ..... Tristen Lutz  
**R:** 63 ..... Tristen Lutz  
**H:** 109 ..... Tristen Lutz  
**2B:** 33 ..... Tristen Lutz  
**3B:** 8 ..... Zach Clark  
**HR:** 13 ..... Tristen Lutz  
**RBI:** 63 ..... Tristen Lutz  
**BB:** 46 ..... Tristen Lutz  
**SO:** 166 ..... Zach Clark  
**SB:** 19 ..... Zach Clark  
**AVG:** .249 ..... Gilbert Lara  
**OBP:** .327 ..... Payton Henry  
**SLG:** .421 ..... Tristen Lutz  
**OPS:** .742 ..... Tristen Lutz


#### PITCHING LEADERS

**W:** 10 ..... Nelson Hernandez  
**L:** 10 ..... Nelson Hernandez  
 10 ..... Dylan File  
**G:** 39 ..... Robbie Hitt  
**GS:** 28 ..... Nelson Hernandez  
**SV:** 10 ..... Rodrigo Benoit  
**IP:** 136.1 ..... Dylan File  
**H:** 158 ..... Nelson Hernandez  
**BB:** 48 ..... Carlos Herrera  
**SO:** 114 ..... Dylan File  
**WHIP:** 1.25 ..... Christian Taugner  
**ERA:** 3.49 ..... Christian Taugner

### MEDIA INFORMATION

**Flagship Radio:** 1280, WNAM  
**Broadcaster(s):** Chris Mehring  
**No. of Games Broadcast:** All  
**Webcast Info:** TuneIn Radio,  
 timberrattlers.com  
**Station Phone:** (920) 426-3239

**Newspaper(s):** The Post-Crescent  
**Beat Writer:** N/A  
**Official Scorer(s):** Jay Grusznski  
**PA Announcer:** Joey D



**ROCKY MOUNTAIN VIBES**

**Classification:** Rookie  
**League:** Pioneer League  
**Years in League:** 1st Season  
**First Year of Affiliation:** 2019 (1987-2000, 2003 as Helena Brewers)  
**Stadium Name:** Security Service Field  
**Location:** Colorado Springs, CO  
**2018 Overall Record\*:** 36-40 (3rd, North Division)  
**\*As Helena Brewers**

**TEAM INFORMATION**

**STADIUM NAME**  
Security Service Field

**YEAR BUILT**  
1988

**CAPACITY**  
8,500

**DIMENSIONS**  
LF: 350' CF: 410' RF: 385'

**STADIUM ADDRESS**  
4385 Tutt Boulevard  
Colorado Springs, CO 80922

**MAILING ADDRESS**  
4385 Tutt Boulevard  
Colorado Springs, CO 80922

**TELEPHONE**  
(719) 597-1449

**EMAIL**  
info@skysox.com

**WEBSITE**  
www.skysox.com

**TWITTER**  
@skysox

**MEDIA CONTACT**  
Shane Phillips

**PRESS BOX PHONE**  
(719) 597-1449

**OWNERSHIP**  
Elmore Sports Group

**FIELD STAFF**

**Manager:** Nestor Corredor  
**Pitching Coach:** TBA  
**Hitting Coach:** Nick Stanley  
**Coach:** TBA  
**Athletic Trainer:** Josie Harding  
**Strength & Conditioning:** Lucas Weitzel

**2018 TEAM LEADERS (HELENA BREWERS)**

<u>BATTING LEADERS</u>		<u>PITCHING LEADERS</u>	
<b>G:</b>	68 ..... Yeison Coca	<b>W:</b>	4 ..... Wilfred Salaman
<b>AB:</b>	281 ..... Yeison Coca	<b>L:</b>	6 ..... Victor Castaneda
<b>R:</b>	49 ..... Yeison Coca	<b>G:</b>	22 ..... Chad Witmer
<b>H:</b>	79 ..... Yeison Coca	<b>GS:</b>	14 ..... Max Lazar
<b>2B:</b>	15 ..... David Fry	<b>SV:</b>	4 ..... Michael Mediavilla
<b>3B:</b>	7 ..... Yeison Coca	<b>IP:</b>	68.0 ..... Max Lazar
<b>HR:</b>	12 ..... David Fry	<b>H:</b>	74 ..... Max Lazar
<b>RBI:</b>	57 ..... David Fry	<b>BB:</b>	23 ..... Justin Bullock
<b>BB:</b>	32 ..... Je'Von Ward	<b>SO:</b>	66 ..... Justin Bullock
<b>SO:</b>	66 ..... Yeison Coca	<b>WHIP:</b>	1.31 ..... Max Lazar
<b>SB:</b>	16 ..... Yeison Coca	<b>ERA:</b>	4.37 ..... Max Lazar
<b>AVG:</b>	.315 ..... David Fry		
<b>OBP:</b>	.406 ..... David Fry		
<b>SLG:</b>	.563 ..... David Fry		
<b>OPS:</b>	.969 ..... David Fry		

**MEDIA INFORMATION**

**Flagship Radio:** N/A  
**Radio Announcer:** Garrett Greene  
**No. of Games Broadcast:** All  
**Webcast Info:**  
[www.helenabrewers.net](http://www.helenabrewers.net)  
**Station Phone:** N/A

**Newspaper:** TBD  
**Beat Writer:** TBD  
**Official Scorer:** N/A  
**PA Announcer:** N/A



**ARIZONA BREWERS BLUE / ARIZONA BREWERS GOLD**

**Classification:** Rookie  
**League:** Arizona League  
**Years in League:** 13  
**Stadium Name:** American Family Fields of Phoenix  
**Location:** Phoenix, AZ  
**2018 Overall Record\*:** 22-33 (5th, Central)  
 \*As Arizona League Brewers

**TEAM INFORMATION**

**Stadium Address:**  
 3600 N. 51st Avenue  
 Phoenix, AZ 85031  
**Telephone:** (623) 245-5500 | **Fax:** N/A  
**Email:** TBD  
**Website:** www.milb.com/index.jsp?sid=t406

**Stadium Name:** American Family Fields of Phoenix  
**Year Built:** 1998  
**Capacity:** 7,000  
**Dimensions:** LF: 350' CF: 400' RF: 340'  
**Ownership:** Milwaukee Brewers Baseball Club, L.P.

**FIELD STAFF**

**AZL BREWERS BLUE**

**Manager:** Rafael Neda  
**Pitching coach:** Hiram Burgos  
**Hitting coach:** Brenton Del Chiaro  
**Special Assistant:** Tony Diggs  
**Athletic trainer:** Yusnier Borrego  
**Strength and Conditioning:** Hector Sanchez

**AZL BREWERS GOLD**

**Manager:** Liu Rodriguez  
**Pitching coach:** Steve Cline  
**Hitting coach:** Bobby Spain  
**Special Assistant:** Tony Diggs  
**Athletic trainer:** Benny Arroyo  
**Strength and Conditioning:** Richie Flores



**DSL BREWERS / DSL INDIANS/BREWERS**

**Classification:** Rookie  
**League:** Dominican Summer League  
**Stadium Name:** Dominican Republic Academy  
**Location:** San Pedro de Macoris, Dominican Republic  
**2018 Overall Record\*:** 22-33 (5th, Central)  
 \*Dominican Summer League Brewers

**TEAM INFORMATION**

**Stadium Address:**  
 Dominican Republic Academy  
 Carretera San Pedro - Ramon Santana #24  
 Seccion Monte Cristi, San Pedro de Macoris, DR

**Dominican Republic-Based Staff:**

**Coordinator, Latin America Operations:**  
 Manuel Vargas  
**Assistant Coordinator, Administration/Video:**  
 Juan De Leon  
**DSL Operations Manager:** Jose Felix  
**Equipment Manager/Assistant Coach:** Joan Abreu

**FIELD STAFF**

**DSL BREWERS**

**Manager:** Victor Estevez  
**Pitching Coach:** Victor Moreno  
**Hitting Coach:** Luis De Los Santos  
**Coach:** Natanuel Mejia  
**Athletic Trainer:** Jay Williams  
**Strength and Conditioning:** Luis Rios

**DSL INDIANS/BREWERS**

**Manager:** Alcides Melendez  
**Pitching Coach:** Jesus Hernandez  
**Hitting Coach:** Jose Pena  
**Athletic Trainer:** Jennefer Torres  
**Strength and Conditioning:** Tyron Carrasquillo

YEAR	AAA	AA	A+	A	SS	ROOKIE	FOREIGN ROOKIE
2019	San Antonio	Biloxi	Carolina	Wisconsin		Rocky Mountain, AZL Brewers Blue/Gold	DSL Brewers, DSL Indians/Brewers
2018	Colorado Springs	Biloxi	Carolina	Wisconsin		Helena, AZL Brewers	DSL Brewers, DSL Indians/Brewers
2017	Colorado Springs	Biloxi	Carolina	Wisconsin		Helena, AZL Brewers	DSL Brewers, DSL Indians/Brewers
2016	Colorado Springs	Biloxi	Brevard County	Wisconsin		Helena, AZL Brewers	DSL Brewers
2015	Colorado Springs	Biloxi	Brevard County	Wisconsin		Helena, AZL Brewers	DSL Brewers
2014	Nashville	Huntsville	Brevard County	Wisconsin		Helena, AZL Brewers	DSL Brewers
2013	Nashville	Huntsville	Brevard County	Wisconsin		Helena, AZL Brewers	DSL Brewers
2012	Nashville	Huntsville	Brevard County	Wisconsin		Helena, AZL Brewers	DSL Brewers
2011	Nashville	Huntsville	Brevard County	Wisconsin		Helena, AZL Brewers	DSL Brewers
2010	Nashville	Huntsville	Brevard County	Wisconsin		Helena, AZL Brewers	DSL Brewers
2009	Nashville	Huntsville	Brevard County	Wisconsin		Helena, AZL Brewers	DSL Orioles/Brewers
2008	Nashville	Huntsville	Brevard County	West Virginia		Helena, AZL Brewers	
2007	Nashville	Huntsville	Brevard County	West Virginia		Helena, AZL Brewers	
2006	Nashville	Huntsville	Brevard County	West Virginia		Helena, AZL Brewers	
2005	Nashville	Huntsville	Brevard County	West Virginia		Helena, AZL Brewers	
2004	Indianapolis	Huntsville	High Desert	Beloit		Helena, AZL Brewers	
2003	Indianapolis	Huntsville	High Desert	Beloit		Helena, AZL Brewers	Cagua, DSL Brewers
2002	Indianapolis	Huntsville	High Desert	Beloit		Ogden, AZL Brewers	Ciudad Alianza, DSL
<b>Brewers</b>							
2001	Indianapolis	Huntsville	High Desert	Beloit		Ogden, AZL Brewers	DSL Brewers
2000	Indianapolis	Huntsville	Mudville	Beloit		Helena, Ogden	DSL Brewers
1999	Louisville	Huntsville	Stockton	Beloit		Helena, Ogden	DSL Brewers
1998	Louisville	El Paso	Stockton	Beloit		Helena, Ogden	DSL Brewers
1997	Tucson	El Paso	Stockton	Beloit		Helena, Ogden	DSL Brewers
1996	New Orleans	El Paso	Stockton	Beloit		Helena, Ogden	DSL Brewers/White Sox
1995	New Orleans	El Paso	Stockton	Beloit		Helena, AZL Brewers	DSL Astros/Brewers
1994	New Orleans	El Paso	Stockton	Beloit		Helena, AZL Brewers	DSL Astros/Brewers
1993	New Orleans	El Paso	Stockton	Beloit		Helena, AZL Brewers	DSL Brewers
1992	Denver	El Paso	Stockton	Beloit		Helena, AZL Brewers	DSL Brewers
1991	Denver	El Paso	Stockton	Beloit		Helena, AZL Brewers	
1990	Denver	El Paso	Stockton	Beloit		Helena, AZL Brewers	
1989	Denver	El Paso		Stockton, Beloit		Helena, AZL Brewers	
1988	Denver	El Paso		Stockton, Beloit		Helena, AZL Brewers	
1987	Denver	El Paso		Stockton, Beloit		Helena	
1986	Vancouver	El Paso		Stockton, Beloit		Helena	
1985	Vancouver	El Paso		Stockton, Beloit		Helena	
1984	Vancouver	El Paso		Stockton, Beloit		Paintsville	
1983	Vancouver	El Paso		Stockton, Beloit		Paintsville	
1982	Vancouver	El Paso		Stockton, Beloit		Pikeville	
1981	Vancouver	El Paso		Stockton, Burlington		Butte	
1980	Vancouver	Holyoke		Stockton, Burlington		Butte	
1979	Vancouver	Holyoke		Stockton, Burlington		Butte	
1978	Spokane	Holyoke		Burlington	Newark		
1977	Spokane	Holyoke		Burlington	Newark		
1976	Spokane	Berkshire		Burlington	Newark		
1975	Sacramento	Thetford Mines		Burlington	Newark		
1974	Sacramento	Shreveport		Danville	Newark		
1973	Evansville	Shreveport		Danville	Newark		
1972	Evansville	San Antonio		Danville	Newark		
1971	Evansville			Danville	Newark		
1970	Portland			Clinton	Newark		
1969				Clinton	Newark	Billings	

## BREWERS MINOR LEAGUE SINGLE-SEASON RECORDS

### BATTING

### PITCHING

CATEGORY	RECORD	PLAYER/TEAM	YEAR	CATEGORY	RECORD	PLAYER/TEAM	YEAR
Average	.395	LaVell Freeman - El Paso	1987	Wins	22	Mark Bombback - Vancouver	1979
Hits	208	Lavell Freeman - El Paso	1987	ERA (Starter)	1.30	Bill Wegman - Stockton	1983
Doubles	47	Darrell Nicholas - El Paso	1997	Innings Pitched	246.0	Mark Bombback - Vancouver	1979
Triples	19	David Green - Holyoke	1979	Games	62	Michael Ignasiak - Denver	1992
Home Runs	51	Gorman Thomas - Sacramento	1974			Jamie Cangemi - Stockton	1990
Runs	121	John Jaha - El Paso	1991	Complete Games	16	Mark Bombback - Vancouver	1979
RBI	134	John Jaha - El Paso	1991	Shutouts	5	Mark Bombback - Vancouver	1979
Stolen Bases	92	Mike Felder - Stockton	1982	Strikeouts	188	Yovani Gallardo - B. County/Huntsville	2006
				Saves	38	Sean Maloney - El Paso	1996

# **FIVE COUNTY STADIUM OPENER**

FIRST GAME AT FIVE COUNTY STADIUM JULY 3, 1991

GREENVILLE BRAVES AT CAROLINA MUDCATS

PHOTO COURTESY: CHARLIE FRANKS



**FRANCHISE  
HISTORY**



## SEASON BY SEASON RECORDS

YEAR	REC.	PCT.	GA/GB	MANAGER	1ST HALF	2ND HALF	HOME	AWAY
1991	66-76	.465	-21	Marc Bombard	37-35	29-41	37-36	29-40
1992	52-92	.361	-48.5	Don Werner	24-48	28-44	26-45	26-47
1993	74-67	.525	-3.5	John Wockenfuss	37-33	37-34	35-35	39-32
1994	74-66	.529	-8	Bobby Meacham	44-26	30-40	44-25	30-41
1995*	89-55	.618	5.5	Trent Jewett	45-27	44-28	46-26	43-29
1996	70-69	.504	11	Marc Hill	37-32	33-37	35-36	35-33
1997	55-82	.401	-21	Marc Hill/Jeff Bannister	26-42	29-40	25-44	30-38
1998	59-80	.424	-26.5	Jeff Bannister	31-39	28-41	39-30	20-50
1999	60-80	.429	-27	Jay Loviglio	31-39	29-41	32-40	28-40
2000	64-75	.460	-16.5	Ron Gideon	34-36	30-39	34-35	30-40
2001	62-76	.449	-20.5	Ron Gideon	31-39	31-37	32-38	30-38
2002	65-71	.478	-10.5	P.J. Carey	40-30	25-41	27-39	38-32
2003*	80-58	.580	5	Tracy Woodson	42-26	38-32	42-24	38-34
2004	73-66	.525	-13.5	Ron Hassey	37-33	36-33	36-33	37-33
2005	77-57	.575	-3.5	Gary Allenson	41-27	36-30	42-25	35-32
2006	61-79	.436	-25	Luis Dorante	32-38	29-41	40-30	21-49
2007	60-80	.429	-21	Brandon Hyde	28-42	32-38	36-34	24-46
2008	80-60	.571	4.5	Matt Raleigh	38-32	42-28	43-27	37-33
2009	65-74	.468	-27	David Bell	37-32	28-42	35-35	30-39
2010	58-79	.423	-27	David Bell	30-39	28-40	29-40	29-39
2011	53-86	.381	-29.5	David Bell	23-47	30-39	28-42	25-44
2012	63-77	.450	-25	Edwin Rodriguez	32-28	31-39	39-31	24-46
2013	57-83	.407	-20.5	David Wallace	22-48	35-35	31-39	26-44
2014	62-74	.456	-19	Scooter Tucker	29-38	33-36	28-40	34-34
2015	71-68	.511	-9	Luis Salazar	34-35	37-33	42-29	29-39
2016	52-87	.374	-35	Rocket Wheeler	29-41	23-46	32-38	20-49
2017	73-65	.529	-13.5	Joe Ayrault	36-32	37-33	40-33	33-32
2018	65-73	.471	-19.0	Joe Ayrault	34-36	31-37	40-30	25-43

\*Southern League Championship Season

	WINS	LOSSES	PCT.
<b>All-Time Overall</b>	1840	2055	.472
<b>Southern League</b>	1397	1528	.478
<b>Carolina League</b>	443	527	.457

<b>Overall Home:</b>	995	959	.509
<b>Overall Road:</b>	845	1096	.435

AFFILIATE	W	L	PCT.	YRS
Pittsburgh (91-98)	539	587	.479	8
Colorado (99-02)	251	302	.454	4
Florida (03-08)	431	400	.519	6
Cincinnati (09-11)	176	239	.424	3
Cleveland (12-14)	182	234	.438	3
Atlanta (15-16)	123	155	.442	2
Milwaukee (17-Present)	138	138	.500	2

**DAVID BELL**



**ALL-TIME MANAGERIAL RECORDS**

MANAGER	W	L	PCT	G	SEASONS	MANAGER	W	L	PCT	G	SEASONS
David Bell	176	239	.424	415	2009-11 (3)	Luis Salazar	71	68	.511	139	2015 (1)
Joe Ayrault	138	138	.500	276	2017- (2)	Marc Bombard	66	76	.465	142	1991 (1)
Ron Gideon	126	151	.455	277	2000-01 (2)	PJ Carey	65	71	.478	136	2002 (1)
Marc Hill	96	111	.464	207	1996-97 (2)	Edwin Rodriguez	63	77	.450	140	2012 (1)
Trent Jewett	89	55	.618	144	1995 (1)	Scooter Tucker	62	74	.456	136	2014 (1)
Jeff Banister	88	120	.423	208	1997-98 (2)	Luis Dorante	61	79	.436	140	2006 (1)
Matt Raleigh	80	60	.571	140	2008 (1)	Brandon Hyde	60	80	.429	140	2007 (1)
Tracy Woodson	80	58	.580	138	2003 (1)	Jay Loviglio	60	80	.429	140	1999 (1)
Gary Allenson	77	57	.575	134	2005 (1)	David Wallace	57	83	.407	140	2013 (1)
John Wockenfuss	74	67	.525	141	1994 (1)	Don Werner	52	92	.361	144	1992 (1)
Bobby Meacham	74	66	.529	140	1993 (1)	Rocket Wheeler	52	87	.374	139	2016 (1)
Ron Hassey	73	66	.525	139	2004 (1)						

**ALL-TIME COACHES ROSTER**

YEAR	MANAGER	PITCHING COACH	HITTING COACH	COACH
1991	Marc Bombard	Spin Williams		
1992	Donald Werner	Rich Chiles	Tom Dettore	
1993	John Wockenfuss	Spin Williams	Jeff Banister	
1994	Bob Meacham	Wayne Garland		
1995	Trent Jewett	Dave Rajsich	Donald Werner	
1996	Marc Hill	Bruce Tanner		
1997	Marc Hill / Jeff Banister	Bruce Tanner	Tracy Woodson	
1998	Jeff Banister	Dave Rajsich	Curtis Wilkerson	
1999	Jay Loviglio	Jerry Cram	Theron Todd	
2000	Ronnie Gideon	Jerry Cram	Theron Todd	
2001	Ronnie Gideon	Bryn Smith	Theron Todd	
2002	P.J. Carey	Bryn Smith	Theron Todd	
2003	Tracy Woodson	Reid Cornelius	Paul Sanagorski	
2004	Ron Hassey	Gil Lopez	Edwin Rodriguez	
2005	Gary Allenson	Steve Phillips	Wayne Rosenthal	
2006	Luis Dorante	Rich Gale	Paul Sanagorski	
2007	Brandon Hyde	Scott Mitchell	Paul Sanagorski	
2008	Matt Raleigh	Scott Mitchell	Theron Todd	
2009	David Bell	Rigo Beltran	Ryan Jackson	
2010	David Bell	Tom Brown	Ryan Jackson	
2011	David Bell	Tom Brown	Ryan Jackson	
2012	Edwin Rodriguez	Scott Erickson	Scooter Tucker	
2013	David Wallace	Jeff Harris	Rouglas Odor	
2014	Scooter Tucker	Steve Karsay	Anthony Mansolino	
2015	Luis Salazar	Derrick Lewis	Carlos Mendez	
2016	Rocket Wheeler	Derrick Lewis	Carlos Mendez	Barrett Kleinknecht
2017	Joe Ayrault	David Chavarria	Dave Joppie	Edwin Maysonet
2018	Joe Ayrault	Bob Milacki	Bobby Bell	Edwin Maysonet

**Classification:** Double-A**Affiliation:** Pittsburgh Pirates (NL)**League:** Southern League (East Division)**Record:** 66-76, 1st: 37-35, 2nd: 29-41**Playoffs:** Did not qualify**Manager:** Marc Bombard**Pitching Coach:** Spin Williams**Hitting Coach:** N/A

## CAROLINA MUDCATS TEAM BATTING

PLAYER	AVG	OBP	SLG	OPS	G	AB	R	H	2B	3B	HR	RBI	SB	CS	BB	SO	TB	HBP	SH	SF
Steve Adams	.000	.500	.000	.500	8	1	1	0	0	0	0	0	0	0	0	0	0	1	0	0
Felix Antigua	.091	.091	.091	.182	3	11	1	1	0	0	0	0	0	0	0	2	1	0	0	0
Steve Buckholz	.091	.091	.091	.182	21	11	2	1	0	0	0	0	0	0	0	2	1	0	0	0
Victor Cole#	.000	.000	.000	.000	20	1	0	0	0	0	0	0	0	0	0	1	0	0	0	0
Steve Cooke	.000	.000	.000	.000	9	8	0	0	0	0	0	0	0	0	0	6	0	0	0	0
Terry Crowley#	.264	.331	.362	.693	132	469	60	124	15	5	7	45	5	10	44	55	170	4	3	3
Greg Edge#	.220	.297	.269	.566	102	350	43	77	10	2	1	22	13	10	36	22	94	3	8	1
Chris Estep	.243	.322	.353	.675	97	300	34	73	17	2	4	34	4	6	33	111	106	4	1	5
Hector Fajardo	.167	.286	.167	.452	10	6	0	1	0	0	0	2	0	0	0	2	1	1	1	0
Stan Fansler	.000	.111	.000	.111	19	16	0	0	0	0	0	0	0	0	2	7	0	0	0	0
Tom Green	.198	.260	.279	.540	64	197	15	39	10	0	2	16	0	0	16	52	55	1	1	1
Carl Hamilton*	.000	.000	.000	.000	10	2	0	0	0	0	0	0	0	0	0	0	0	0	0	0
Lee Hancock*	.000	.000	.000	.000	38	10	1	0	0	0	0	0	0	0	0	2	0	0	0	0
Tim Hines*	.204	.262	.255	.517	34	98	8	20	2	0	1	7	0	0	6	21	25	2	1	1
Mike Huyler	.210	.260	.262	.522	81	229	22	48	4	4	0	28	4	4	15	46	60	2	5	4
Lou List	.150	.150	.250	.400	7	20	1	3	0	1	0	2	0	0	0	6	5	0	0	0
Tom Magrann	.222	.263	.222	.485	5	18	1	4	0	0	0	2	0	0	1	2	4	0	0	0
Paul Miller	.250	.333	.375	.708	16	8	0	2	1	0	0	1	0	0	1	4	3	0	1	0
Blas Minor	.000	.000	.000	.000	4	3	0	0	0	0	0	0	0	0	0	0	0	0	1	0
Pete Murphy*	.000	.222	.000	.222	35	6	1	0	0	0	0	1	0	0	2	2	0	0	0	1
Keith Osik	.302	.375	.419	.794	17	43	9	13	3	1	0	5	0	0	5	5	18	0	0	0
Darwin Penny	.257	.302	.365	.667	122	455	53	117	20	7	5	43	19	8	23	85	166	7	5	2
Will Pennyfeather	.275	.310	.309	.619	42	149	13	41	5	0	0	9	3	2	7	17	46	1	1	1
Daryl Ratliff	.215	.263	.247	.510	24	93	10	20	3	0	0	9	8	3	6	16	23	0	1	0
Mike Roesler	.000	.000	.000	.000	20	1	0	0	0	0	0	0	0	0	0	0	0	0	0	0
Mandy Romero#	.217	.313	.282	.594	98	323	29	70	12	0	3	31	1	2	45	53	91	1	2	2
Bruce Schreiber	.243	.289	.292	.582	108	325	25	79	11	1	1	22	4	4	21	64	95	1	3	2
Ben Shelton	.231	.355	.331	.686	55	169	19	39	8	3	1	19	2	1	29	57	56	4	0	1
Greg Sparks*	.273	.379	.386	.765	69	220	19	60	10	0	5	35	0	2	39	55	85	1	0	4
David Tellers	.000	.000	.000	.000	11	1	0	0	0	0	0	0	0	0	0	0	0	0	0	0
Jessie Torres	.067	.293	.067	.359	14	30	3	2	0	0	0	1	0	0	10	12	2	0	0	1
Jim Tracy	.200	.200	.200	.400	16	5	1	1	0	0	0	0	0	0	0	2	1	0	2	0
Tim Wakefield	.133	.316	.200	.516	26	15	2	2	1	0	0	0	0	0	4	6	3	0	1	0
Bob Walk	.000	.000	.000	.000	1	2	0	0	0	0	0	0	0	0	0	0	0	0	0	0
Ben Webb	.000	.000	.000	.000	37	2	0	0	0	0	0	0	0	0	0	2	0	0	1	0
John Wehner	.265	.332	.333	.665	61	234	30	62	5	1	3	21	17	5	24	32	78	2	3	5
Ed Yacopino#	.224	.318	.252	.569	42	147	19	33	2	1	0	14	3	1	21	26	37	0	0	2
Kevin Young	.342	.394	.494	.888	75	263	36	90	19	6	3	33	9	3	15	38	130	8	0	1
Eddie Zambrano	.253	.311	.372	.683	83	269	28	68	17	3	3	39	4	2	22	56	100	4	2	7
<b>39 Players</b>	<b>.242</b>	<b>.311</b>	<b>.323</b>	<b>.634</b>	<b>142</b>	<b>4510</b>	<b>486</b>	<b>1090</b>	<b>175</b>	<b>37</b>	<b>39</b>	<b>441</b>	<b>96</b>	<b>63</b>	<b>427</b>	<b>869</b>	<b>1456</b>	<b>47</b>	<b>43</b>	<b>44</b>

## SOUTHERN LEAGUE STANDINGS


EAST DIVISION	AFF	W	L	PCT	GB	WEST DIVISION	AFF	W	L	PCT	GB
Greenville Braves	ATL	88	56	.611	--	Birmingham Barons	CHW	77	66	.538	--
Orlando Sun Rays	MIN	77	67	.535	11.0	Chattanooga Lookouts	CIN	73	71	.507	4.5
Jacksonville Suns	SEA	74	69	.517	13.5	Knoxville Blue Jays	TOR	67	77	.465	10.5
Charlotte Knights	CHC	74	70	.514	14.0	Huntsville Stars	OAK	61	83	.424	16.5
Carolina Mudcats	PIT	66	76	.465	21.0	Memphis Chicks	KCR	61	83	.424	16.5

## PLAYERS WHO PLAYED IN MAJOR LEAGUE BASEBALL

Joe Ausanio, Victor Cole, Steve Cooke, Hector Fajardo, Stan Fansler, Lee Hancock, Tom Magrann, Paul Miller, Blas Minor, Keith Osik, Will Pennyfeather, Mike Roesler, Mandy Romero, Ben Shelton, Tim Wakefield, Bob Walk, John Wehner, Kevin Young, Eddie Zambrano

## CAROLINA MUDCATS TEAM PITCHING

PLAYER	W	L	ERA	G	GS	GF	CG	SHO	SV	IP	H	R	ER	HR	BB	SO	HBP	WP	WHIP
Steve Adams	2	2	3.92	8	1	5	0	0	3	20.2	25	11	9	3	6	10	2	0	1.50
Joe Ausanio	0	0	0.00	3	0	3	0	0	2	3.0	0	0	0	0	2	0	0	0	0.00
Steve Buckholz	7	10	4.66	21	21	0	3	0	0	133.1	135	74	69	11	53	85	9	20	1.41
Victor Cole	0	2	1.91	20	0	17	0	0	12	28.1	13	8	6	1	19	32	2	3	1.13
Steve Cooke*	3	3	2.26	9	9	0	1	1	0	55.2	39	21	14	2	19	46	4	5	1.04
Chip Duncan	0	0	9.00	6	0	6	0	0	1	8.0	17	8	8	1	4	9	1	1	2.63
Hector Fajardo	3	4	4.13	10	10	0	1	0	0	61.0	55	32	28	4	24	53	0	3	1.30
Stan Fansler	6	6	3.50	19	17	1	0	0	0	90.0	77	42	35	4	28	78	11	6	1.17
Carl Hamilton*	3	4	3.47	10	10	0	1	1	0	62.1	58	27	24	2	21	46	3	4	1.27
Lee Hancock*	4	7	3.77	37	11	10	0	0	4	98.0	93	48	41	3	42	66	2	8	1.38
Paul Miller	7	2	2.42	15	15	0	1	0	0	89.1	69	29	24	4	35	69	3	5	1.16
Blas Minor	0	0	2.84	3	2	1	0	0	0	12.2	9	4	4	0	7	18	0	1	1.26
Pete Murphy	6	9	3.41	32	7	9	1	0	0	97.2	96	44	37	3	35	49	6	4	1.34
Jeff Neely	0	0	6.75	5	0	4	0	0	0	4.0	5	4	3	2	4	5	0	0	2.25
Mike Roesler	2	4	4.91	20	0	14	0	0	6	25.2	20	15	14	4	15	31	1	1	1.36
Dennis Tafoya	1	3	1.99	40	0	20	0	0	6	63.1	51	17	14	3	22	35	2	2	1.15
David Tellers	0	2	4.73	11	0	9	0	0	1	13.1	18	8	7	1	6	9	0	1	1.80
Jim Tracy	6	3	2.45	16	12	3	2	0	1	88.1	80	30	24	3	21	72	4	2	1.14
Tim Wakefield	15	8	2.90	26	25	1	8	1	0	183.0	155	68	59	13	51	120	9	2	1.13
Bob Walk	0	1	1.80	1	1	0	0	0	0	5.0	5	1	1	0	2	3	0	0	1.40
Ben Webb	1	6	3.15	37	1	21	0	0	3	68.2	61	35	24	2	30	38	10	3	1.33
<b>21 Players</b>	<b>66</b>	<b>76</b>	<b>3.31</b>	<b>142</b>	<b>142</b>	<b>124</b>	<b>18</b>	<b>14</b>	<b>39</b>	<b>1211.1</b>	<b>1081</b>	<b>526</b>	<b>445</b>	<b>66</b>	<b>444</b>	<b>876</b>	<b>69</b>	<b>71</b>	<b>1.26</b>



**STANLEY ROBERT (STAN) FANSLER**  
— PITCHER —  
HT: 5'11" WT: 185  
Bats: R Throws: R  
Born: 2/12/65 in  
Elkins, W. VA  
Resides: Elkins, W. VA

**DENNIS TAFOYA**  
— PITCHER —  
HT: 6'3" WT: 190  
Bats: R Throws: R  
Born: 7/20/66 in  
Los Angeles, CA  
Resides: Stockton, CA

**Classification:** Double-A**Affiliation:** Pittsburgh Pirates (NL)**League:** Southern League (East Division)**Record:** 52-92, 1st: 24-48, 2nd: 28-44**Playoffs:** Did not qualify**Manager:** Don Werner**Pitching Coach:** Tom Dettore**Hitting Coach:** Rich Chiles**CAROLINA MUDCATS TEAM BATTING**

PLAYER	AVG	OBP	SLG	OPS	G	AB	R	H	2B	3B	HR	RBI	SB	CS	BB	SO	TB	HBP	SH	SF
Rich Aude	.200	.238	.550	.788	6	20	4	4	1	0	2	3	0	0	1	3	11	0	0	0
Brett Backlund	.000	.000	.000	.000	3	3	0	0	0	0	0	0	0	0	0	1	0	0	0	0
Tony Beasley	.259	.293	.348	.642	49	158	12	41	5	3	1	13	13	8	8	33	55	0	1	1
Pete Beeler	.198	.240	.293	.533	36	116	7	23	5	0	2	18	0	0	7	14	34	0	0	2
Dave Bird	.111	.111	.111	.222	28	18	2	2	0	0	0	0	0	0	0	5	2	0	0	0
Steve Buckholz	.200	.200	.200	.400	20	5	0	1	0	0	0	1	0	0	0	2	1	0	0	0
Jason Bullard	.000	.000	.000	.000	19	2	0	0	0	0	0	0	0	0	0	1	0	0	0	0
Scott Bullett*	.270	.316	.375	.691	132	518	59	140	20	5	8	45	29	21	28	98	194	10	2	7
Steve Cooke	.000	.000	.000	.000	6	2	0	0	0	0	0	0	0	0	0	2	0	0	0	0
Al De Los Santos	.262	.293	.324	.617	108	355	34	93	9	5	1	24	17	9	17	46	115	0	0	3
Eddie Dixon	.000	.000	.000	.000	25	1	0	0	0	0	0	0	0	0	0	0	0	0	0	0
Greg Edge#	.235	.295	.263	.557	75	251	21	59	7	0	0	9	12	13	22	19	66	0	3	2
Tim Edge	.111	.273	.111	.384	4	9	1	1	0	0	0	0	0	0	2	5	1	0	0	0
Chris Estep	.241	.375	.291	.668	28	79	7	19	2	1	0	7	3	2	16	18	23	1	0	0
Stan Fansler	.083	.083	.083	.167	25	12	0	1	0	0	0	0	0	0	0	4	1	0	0	0
Tom Green	.129	.280	.145	.425	21	62	3	8	1	0	0	3	0	3	13	17	9	0	2	0
Bobby Hunter#	.000	.500	.000	.500	32	1	0	0	0	0	0	0	0	0	1	0	0	0	0	0
Mark Johnson*	.232	.333	.334	.668	122	383	40	89	16	1	7	45	16	11	55	94	128	3	1	0
Lou List	.208	.296	.250	.546	9	24	3	5	1	0	0	1	0	0	3	3	6	0	0	0
Austin Manahan	.221	.290	.353	.642	107	340	44	75	18	6	5	33	7	6	29	101	120	4	1	0
Keith Osik	.259	.357	.339	.696	129	425	41	110	17	1	5	45	2	9	52	69	144	15	0	4
Will Pennyfeather	.337	.360	.503	.863	51	199	28	67	13	1	6	25	7	6	9	34	100	0	0	3
Kevin Polcovich	.171	.293	.171	.464	13	35	1	6	0	0	0	1	0	2	4	4	6	2	0	0
Daryl Ratliff	.240	.306	.286	.591	124	413	45	99	13	3	0	26	25	11	41	50	118	0	5	4
Rich Robertson*	.250	.316	.250	.566	20	16	0	4	0	0	0	2	0	1	2	3	4	0	0	1
Roman Rodriguez	.209	.263	.244	.507	28	86	7	18	3	0	0	9	1	0	6	19	21	1	1	2
Mandy Romero#	.216	.292	.309	.601	80	269	28	58	16	0	3	27	0	3	29	39	83	1	1	2
Bruce Schreiber	.266	.291	.316	.607	81	256	14	68	5	4	0	15	5	7	10	39	81	0	4	2
Ben Shelton	.234	.362	.361	.724	115	368	57	86	17	0	10	51	4	3	68	117	133	8	0	3
Brian Shouse*	.000	.000	.000	.000	59	2	0	0	0	0	0	0	0	0	0	1	0	0	0	0
Dennis Tafoya	.000	.333	.000	.333	41	2	1	0	0	0	0	0	0	0	1	0	0	0	1	0
David Tellers	.000	.000	.000	.000	16	1	0	0	0	0	0	0	0	0	0	0	0	0	0	0
Keith Thomas#	.295	.353	.577	.930	22	78	13	23	2	4	4	15	9	1	7	23	45	0	0	0
Jessie Torres	.203	.282	.284	.566	26	74	10	15	3	0	1	9	0	0	9	22	21	0	1	2
Paul Wagner	.231	.231	.231	.462	19	13	1	3	0	0	0	0	0	0	2	3	0	0	0	0
Ben Webb	.000	.000	.000	.000	30	2	0	0	0	0	0	0	0	0	0	2	0	0	0	0
Rick White	.000	.000	.000	.000	10	6	0	0	0	0	0	0	0	0	0	2	0	0	0	0
Mike Zimmerman	.357	.438	.429	.866	27	14	0	5	1	0	0	1	1	0	2	3	6	0	1	0
<b>38 Players</b>	<b>.243</b>	<b>.313</b>	<b>.332</b>	<b>.645</b>	<b>145</b>	<b>4618</b>	<b>483</b>	<b>1123</b>	<b>175</b>	<b>34</b>	<b>55</b>	<b>428</b>	<b>151</b>	<b>116</b>	<b>442</b>	<b>895</b>	<b>1531</b>	<b>45</b>	<b>26</b>	<b>38</b>

## SOUTHERN LEAGUE STANDINGS


EAST DIVISION	AFF	W	L	PCT	GB	WEST DIVISION	AFF	W	L	PCT	GB
Greenville Braves	ATL	100	43	.699	--	Chattanooga Lookouts	CIN	90	53	.629	--
Charlotte Knights	CHC	70	73	.490	30.0	Huntsville Stars	OAK	81	63	.563	9.5
Jacksonville Suns	SEA	68	75	.476	32.0	Memphis Chicks	KCR	71	73	.493	19.5
Orlando Sun Rays	MIN	60	82	.423	39.5	Birmingham Barons	CHW	68	74	.479	21.5
Carolina Mudcats	PIT	52	92	.361	48.5	Knoxville Blue Jays	TOR	56	88	.389	34.5

## PLAYERS WHO PLAYED IN MAJOR LEAGUE BASEBALL

Rich Aude, Scott Bullett, Steve Cooke, Stan Fansler, Lee Hancock, Mark Johnson, Keith Osik, Will Pennyfeather, Kevin Polcovich, Rich Robertson, Mandy Romero, Ben Shelton, Brian Shouse, Freddie Toliver, Paul Wagner, Rick White

## CAROLINA MUDCATS TEAM PITCHING

PLAYER	W	L	ERA	G	GS	GF	CG	SHO	SV	IP	H	R	ER	HR	BB	SO	HBP	WP	WHIP
Brett Backlund	1	1	1.89	3	3	0	0	0	0	19.0	11	6	4	0	3	17	0	0	0.74
Dave Bird*	5	11	4.41	27	23	1	1	1	0	132.2	149	75	65	9	41	89	4	1	1.43
Steve Buckholz	1	4	7.38	20	4	2	0	0	0	46.1	62	47	38	4	26	32	3	8	1.90
Jason Bullard	0	2	7.40	19	0	10	0	0	3	24.1	37	25	20	3	11	23	2	3	1.97
Steve Cooke*	2	2	3.00	6	6	0	0	0	0	36.0	31	13	12	1	12	38	3	1	1.19
Eddie Dixon	2	2	3.21	25	0	20	0	0	4	28.0	25	14	10	0	3	17	2	0	1.00
Stan Fansler	7	12	4.17	25	24	0	2	0	0	140.1	127	73	65	17	54	107	13	6	1.29
Lee Hancock*	1	1	2.23	23	1	6	0	0	0	40.1	32	13	10	2	12	40	0	6	1.09
Bobby Hunter	4	4	2.54	32	5	10	0	0	0	63.2	58	27	18	0	21	31	1	3	1.24
Keith Osik	0	0	0.00	2	0	2	0	0	0	2.2	2	0	0	0	0	3	0	0	0.75
Rich Robertson*	6	7	3.03	20	20	0	1	1	0	124.2	127	51	42	7	41	107	4	4	1.35
Brian Shouse*	5	6	2.44	59	0	33	0	0	4	77.1	71	31	21	3	28	79	2	4	1.28
Dennis Tafoya	3	5	3.11	41	2	17	0	0	2	75.1	72	32	26	2	17	51	5	3	1.18
David Tellers	2	1	3.55	16	0	6	0	0	2	25.1	23	11	10	2	9	23	2	1	1.26
Freddie Toliver	1	2	4.19	15	0	10	0	0	3	19.1	22	11	9	2	10	24	2	2	1.66
Paul Wagner	6	6	3.03	19	19	0	2	1	0	121.2	104	52	41	3	47	101	3	6	1.24
Ben Webb	1	4	4.34	30	1	19	0	0	4	47.2	47	27	23	3	21	23	2	3	1.43
Rick White	1	7	4.21	10	10	0	1	0	0	57.2	59	32	27	8	18	45	3	6	1.34
Mike Zimmerman	4	15	3.82	27	27	0	1	0	0	153.0	141	82	65	10	75	107	7	13	1.41
<b>19 Players</b>	<b>52</b>	<b>92</b>	<b>3.69</b>	<b>145</b>	<b>145</b>	<b>137</b>	<b>8</b>	<b>7</b>	<b>22</b>	<b>1235.1</b>	<b>1200</b>	<b>622</b>	<b>506</b>	<b>76</b>	<b>449</b>	<b>957</b>	<b>58</b>	<b>70</b>	<b>1.34</b>

	<b>WAKEFIELD, Timothy Stephen (Tim), Pos: RHP, Height: 6' 1", Weight: 185 lbs, Bats: R, Throws: R, Born: 8/2/66, Melbourne, FL, Obtained: Pirates' eighth selection in June, 1988 Free Agent Draft.</b>														
	Year	Club	League	Ave.	G	AB	R	H	2B	3B	HR	RBI	BB	SO	SB
	1988	Watertown	NYP	.189	54	159	24	30	6	2	3	20	25	57	3

**Classification:** Double-A**Affiliation:** Pittsburgh Pirates (NL)**League:** Southern League (East Division)**Record:** 74-67, 1st: 37-33, 2nd: 35-35**Playoffs:** Did not qualify**Manager:** John Wockenfuss**Pitching Coach:** Spin Williams**Hitting Coach:** Jeff Banister**CAROLINA MUDCATS TEAM BATTING**

PLAYER	AVG	OBP	SLG	OPS	G	AB	R	H	2B	3B	HR	RBI	SB	CS	BB	SO	TB	HBP	SH	SF
Rich Aude	.289	.376	.491	.866	120	422	66	122	25	3	18	73	8	4	50	79	207	12	1	6
Brett Backlund	.400	.471	.600	1.071	21	15	2	6	0	0	1	7	0	0	2	3	9	0	2	0
Jeff Banister	.333	.412	.400	.812	8	15	2	5	1	0	0	4	0	0	1	0	6	1	0	0
Tony Beasley	.202	.268	.302	.570	82	252	39	51	7	3	4	13	11	6	23	52	76	0	3	1
Blaine Beatty*	.091	.083	.091	.174	18	11	1	1	0	0	0	1	0	0	0	2	1	0	1	1
Jose Cecena	.000	.000	.000	.000	14	1	0	0	0	0	0	0	0	0	0	0	0	0	0	0
Victor Cole#	.000	.000	.000	.000	27	1	0	0	0	0	0	0	0	0	0	0	0	0	0	0
Midre Cummings*	.295	.337	.460	.797	63	237	33	70	17	2	6	26	5	3	14	23	109	1	2	0
Al De Los Santos	.223	.258	.297	.555	47	148	17	33	5	3	0	10	4	3	5	18	44	2	2	0
Mariano De Los Santos	.000	.200	.000	.200	8	4	0	0	0	0	0	0	0	0	1	1	0	0	0	0
Tim Edge	.219	.273	.325	.598	46	160	12	35	8	0	3	16	1	2	11	41	52	1	2	0
Alejandro Garza	.000	.000	.000	.000	35	4	0	0	0	0	0	0	0	0	0	2	0	0	1	0
Tom Green	.238	.321	.357	.678	98	311	42	74	14	4	5	48	4	7	32	66	111	8	2	4
Lee Hancock*	.500	.455	.600	1.055	25	10	3	5	1	0	0	3	0	0	0	2	6	0	1	1
Doug Harrah	.000	.000	.000	.000	6	2	0	0	0	0	0	0	0	0	0	1	0	0	0	0
John Hope	.000	.083	.000	.083	21	11	1	0	0	0	0	0	0	0	1	6	0	0	3	0
Bobby Hunter#	.000	.000	.000	.000	46	2	0	0	0	0	0	0	0	0	0	1	0	0	0	0
Mark Johnson*	.233	.344	.404	.747	125	399	48	93	18	4	14	52	6	2	66	93	161	3	2	3
Dan Jones	.250	.250	.250	.500	11	8	0	2	0	0	0	0	0	0	0	4	2	0	0	0
Jim Krevokuch	.253	.361	.337	.698	125	395	58	100	15	3	4	30	4	3	53	38	133	15	3	2
Dave Leiper*	.000	.000	.000	.000	8	3	0	0	0	0	0	0	0	0	0	2	0	0	0	0
Tim Leiper*	.258	.319	.311	.630	44	132	11	34	4	0	1	11	0	1	10	6	41	2	1	0
Jon Lieber*	.000	.000	.000	.000	6	3	0	0	0	0	0	0	0	0	0	2	0	0	0	0
Esteban Loaiza	.000	.000	.000	.000	7	7	0	0	0	0	0	0	0	0	0	1	0	0	2	0
Jeff McCurry	.000	.000	.000	.000	23	1	0	0	0	0	0	0	0	0	0	1	0	0	0	0
Paul Miller	.111	.200	.111	.311	6	9	1	1	0	0	0	0	0	0	1	5	1	0	1	0
Marty Neff	.222	.222	.270	.492	20	63	2	14	3	0	0	5	0	1	0	18	17	0	0	0
Javier Ortiz	.339	.419	.587	1.006	33	109	17	37	10	1	5	24	1	1	15	18	64	2	0	3
Keith Osik	.280	.348	.429	.777	103	371	47	104	21	2	10	47	0	2	30	46	159	9	4	1
Kevin Polcovich	.273	.333	.273	.606	4	11	1	3	0	0	0	1	0	0	1	1	3	0	2	0
Alan Purdy	.268	.328	.357	.685	18	56	9	15	3	1	0	9	0	0	3	11	20	2	2	0
Daryl Ratliff	.284	.335	.335	.669	121	454	59	129	15	4	0	47	29	13	35	58	152	2	14	5
Roman Rodriguez	.182	.182	.182	.364	4	11	0	2	0	0	0	0	0	0	0	3	2	0	0	0
Bruce Schreiber	.260	.308	.338	.646	94	296	42	77	11	3	2	28	1	2	20	50	100	2	9	3
Joe Sondrini	.222	.280	.265	.545	60	185	21	41	8	0	0	13	2	3	13	33	49	2	8	0
Dennis Tafoya	.250	.250	.500	.750	49	8	0	2	0	1	0	1	0	0	0	4	4	0	1	0
Keith Thomas#	.238	.286	.411	.696	94	336	40	80	9	2	15	52	12	8	22	110	138	2	1	4
Randy Tomlin*	.000	.000	.000	.000	2	2	0	0	0	0	0	0	0	0	0	0	0	0	0	0
Andy Van Slyke*	.000	.200	.000	.200	2	4	0	0	0	0	0	1	0	0	1	3	0	0	0	0
Tim Wakefield	.143	.143	.143	.286	9	7	0	1	0	0	0	2	0	0	0	3	1	0	0	0
Rick White	.111	.111	.111	.222	12	9	0	1	0	0	0	1	0	0	0	1	1	0	1	0
Tony Womack*	.304	.346	.348	.694	60	247	41	75	7	2	0	23	21	6	17	34	86	1	4	4
Mike Zimmerman	.000	.000	.000	.000	33	1	0	0	0	0	0	0	0	0	0	0	0	0	1	0
<b>43 Players</b>	<b>.256</b>	<b>.324</b>	<b>.371</b>	<b>.695</b>	<b>141</b>	<b>4733</b>	<b>615</b>	<b>1213</b>	<b>202</b>	<b>38</b>	<b>88</b>	<b>548</b>	<b>109</b>	<b>67</b>	<b>427</b>	<b>842</b>	<b>1755</b>	<b>67</b>	<b>76</b>	<b>38</b>

## SOUTHERN LEAGUE STANDINGS

EAST DIVISION					WEST DIVISION						
AFF	W	L	PCT	GB	AFF	W	L	PCT	GB		
Greenville Braves	ATL	75	67	.528	--	Birmingham Barons	CHW	78	64	.549	--
<b>Carolina Mudcats</b>	<b>PIT</b>	<b>74</b>	<b>67</b>	<b>.525</b>	<b>0.5</b>	Chattanooga Lookouts	CIN	72	69	.511	5.5
Orlando Cubs	CHC	71	70	.504	3.5	Nashville Xpress	MIN	72	70	.507	6.0
Knoxville Smokies	TOR	71	71	.500	4.0	Huntsville Stars	OAK	71	70	.504	6.5
Jacksonville Suns	SEA	59	81	.421	15.0	Memphis Chicks	KCR	63	77	.450	14.0

## PLAYERS WHO PLAYED IN MAJOR LEAGUE BASEBALL

Rich Aude, Jeff Banister, Blaine Beatty, Jose Cecena, Jason Christiansen, Victor Cole, Midre Cummings, Lee Hancock, John Hope, Mark Johnson, Dave Leiper, Jon Lieber, Esteban Loaiza, Jeff McCurry, Dan Miceli, Paul Miller, Javier Ortiz, Keith Osik, Doug Piatt, Kevin Polcovich, Zane Smith, Freddie Toliver, Randy Tomlin, Andy Van Slyke, Tim Wakefield, Rick White, Tony Womack

## CAROLINA MUDCATS TEAM PITCHING

PLAYER	W	L	ERA	G	GS	GF	CG	SHO	SV	IP	H	R	ER	HR	BB	SO	HBP	WP	WHIP
Brett Backlund	7	5	4.58	20	20	0	0	0	0	106.0	115	66	54	22	28	94	2	7	1.35
Blaine Beatty*	7	3	2.85	18	13	2	2	0	0	94.2	68	42	30	8	35	67	2	4	1.09
Jose Cecena	3	3	2.20	14	0	5	0	0	0	16.1	10	4	4	1	6	21	0	1	0.98
Jason Christiansen*	0	0	0.00	2	0	1	0	0	0	2.2	3	0	0	0	1	2	0	0	1.50
Victor Cole	0	4	5.93	27	0	13	0	0	8	41.0	39	30	27	5	31	35	2	6	1.71
Mariano De Los Santos	1	2	4.73	8	8	0	0	0	0	40.0	49	24	21	1	15	34	4	2	1.60
Alejandro Garza	4	3	3.69	35	4	5	0	0	1	68.1	63	34	28	2	24	45	5	4	1.27
Lee Hancock*	7	3	2.53	25	11	3	0	0	0	99.2	87	42	28	3	32	85	4	5	1.19
Doug Harrah	1	4	9.47	6	6	0	1	0	0	25.2	40	28	27	3	9	17	3	0	1.91
John Hope	9	4	4.37	21	20	0	0	0	0	111.1	123	69	54	7	29	66	8	10	1.37
Bobby Hunter	5	3	1.01	46	0	21	0	0	7	71.0	54	11	8	1	35	53	3	1	1.25
Dan Jones	0	5	4.82	11	9	1	0	0	1	52.1	63	30	28	4	21	34	4	7	1.61
Dave Leiper*	2	1	1.48	8	4	0	2	1	0	30.1	26	6	5	1	5	16	1	0	1.02
Jon Lieber	4	2	3.97	6	6	0	0	0	0	34.0	39	15	15	3	10	28	1	3	1.44
Esteban Loaiza	2	1	3.77	7	7	0	1	0	0	43.0	39	18	18	5	12	40	0	3	1.19
Jeff McCurry	2	1	2.79	23	0	5	0	0	0	29.0	24	11	9	1	14	14	0	2	1.31
Dan Miceli	0	2	5.11	13	0	12	0	0	10	12.1	11	8	7	2	4	19	0	0	1.22
Paul Miller	2	2	2.82	6	6	0	0	0	0	38.1	31	15	12	3	12	33	0	4	1.12
Eric Parkinson	0	0	2.08	2	0	0	0	0	0	4.1	4	2	1	0	1	2	0	0	1.15
Doug Piatt	0	0	14.73	3	0	1	0	0	0	3.2	10	6	6	1	1	3	0	0	3.00
Zane Smith*	1	2	3.05	4	4	0	0	0	0	20.2	20	10	7	1	5	13	1	1	1.21
Dennis Tafoya	5	4	3.09	49	0	17	0	0	0	81.2	87	35	28	3	21	55	5	1	1.32
Freddie Toliver	2	2	3.15	33	0	24	0	0	12	40.0	32	16	14	3	24	48	3	3	1.40
Randy Tomlin*	1	0	0.75	2	2	0	0	0	0	12.0	7	1	1	1	1	9	0	0	0.67
Tim Wakefield	3	5	6.99	9	9	0	1	0	0	56.2	68	48	44	5	22	36	5	3	1.59
Rick White	4	3	3.50	12	12	0	1	0	0	69.1	59	29	27	5	12	52	4	4	1.02
Mike Zimmerman	2	3	3.60	33	0	23	0	0	9	45.0	40	26	18	2	21	30	4	2	1.36
<b>27 Players</b>	<b>74</b>	<b>67</b>	<b>3.75</b>	<b>141</b>	<b>141</b>	<b>133</b>	<b>8</b>	<b>6</b>	<b>48</b>	<b>1249.1</b>	<b>1211</b>	<b>626</b>	<b>521</b>	<b>93</b>	<b>431</b>	<b>951</b>	<b>61</b>	<b>73</b>	<b>1.31</b>

**Classification:** Double-A**Affiliation:** Pittsburgh Pirates (NL)**League:** Southern League (East Division)**Record:** 74-66, 1st: 44-26, 2nd: 30-40**Playoffs:** Lost in Finals**Manager:** Bob Meacham**Pitching Coach:** Wayne Garland**Hitting Coach:** N/A

## CAROLINA MUDCATS TEAM BATTING

PLAYER	AVG	OBP	SLG	OPS	G	AB	R	H	2B	3B	HR	RBI	SB	CS	BB	SO	TB	HBP	SH	SF
Jermaine Allensworth	.241	.315	.341	.656	118	452	63	109	26	8	1	34	16	14	39	79	154	11	5	3
Brett Backlund	.091	.091	.136	.227	25	22	2	2	1	0	0	0	0	0	10	3	0	3	0	
Trey Beamon*	.323	.375	.440	.815	112	434	69	140	18	9	5	47	24	9	33	53	191	5	4	3
Ken Bonifay*	.221	.305	.369	.674	95	290	36	64	21	2	6	28	3	1	32	58	107	4	2	2
Mike Brown*	.249	.333	.379	.712	117	377	49	94	24	2	7	45	3	1	44	94	143	3	1	0
Stanton Cameron	.312	.376	.517	.893	88	327	58	102	28	3	11	56	10	2	34	74	169	2	0	4
Jay Cranford	.186	.265	.237	.502	17	59	9	11	3	0	0	5	0	0	6	15	14	1	1	2
Mariano De Los Santos	.222	.222	.222	.444	14	9	0	2	0	0	0	0	0	0	2	2	0	0	2	0
Tim Edge	.150	.190	.200	.390	6	20	1	3	1	0	0	2	0	0	1	9	4	0	0	0
Angelo Encarnacion	.291	.324	.405	.729	67	227	26	66	17	0	3	32	2	2	11	28	92	2	0	4
John Ericks	.125	.125	.250	.375	11	8	0	1	1	0	0	2	0	0	1	2	0	0	0	0
Ramon Espinosa	.268	.293	.364	.657	82	291	44	78	16	3	2	40	12	10	11	38	106	1	2	4
Terry Farrar#	1.000	1.000	1.000	2.000	3	1	0	1	0	0	0	0	0	0	0	0	1	0	0	0
Mark Johnson*	.276	.384	.515	.900	111	388	69	107	20	2	23	85	6	6	67	89	200	4	0	4
Jason Kendall	.234	.294	.277	.571	13	47	6	11	2	0	0	6	0	0	2	3	13	2	0	0
Dennis Konuszewski	.000	.000	.000	.000	51	4	0	0	0	0	0	0	0	0	3	0	0	0	2	0
Jim Krevokuch	.239	.289	.331	.620	107	335	35	80	17	1	4	41	2	3	22	42	111	4	2	6
Michel Laplante	.125	.125	.125	.250	28	16	1	2	0	0	0	0	0	0	3	2	0	2	0	0
Esteban Loaiza	.053	.053	.053	.105	24	19	1	1	0	0	0	0	0	0	5	1	0	5	0	0
Tim Marx	.297	.347	.448	.795	77	239	32	71	11	2	7	42	1	3	20	29	107	1	2	5
Jeff McCurry	.000	.000	.000	.000	48	2	0	0	0	0	0	0	0	0	0	0	0	0	0	0
Mark Mesewicz*	.000	.000	.000	.000	55	2	0	0	0	0	0	0	0	0	1	0	0	0	0	0
Omer Munoz	.314	.342	.425	.767	79	287	30	90	15	1	5	38	2	4	12	29	122	2	3	3
Marc Pisciotta	.000	.000	.000	.000	26	1	0	0	0	0	0	0	0	0	1	0	0	0	0	0
Kevin Polcovich	.234	.311	.293	.604	125	406	46	95	14	2	2	33	9	4	38	70	119	11	10	8
Roberto Ramirez*	.000	.000	.000	.000	6	6	0	0	0	0	0	0	0	0	0	0	0	0	0	0
Daryl Ratliff	.277	.333	.320	.653	78	253	38	70	7	2	0	29	11	4	23	34	81	1	1	5
Matt Ruebel*	.000	.000	.000	.000	6	1	0	0	0	0	0	0	0	0	1	0	0	0	0	0
Kevin Rychel	.000	.000	.000	.000	37	4	0	0	0	0	0	0	0	0	2	0	0	1	0	0
Bruce Schreiber	.356	.420	.511	.931	14	45	7	16	7	0	0	6	0	1	5	5	23	0	0	0
William Suero	.325	.395	.416	.811	18	77	15	25	4	0	1	7	3	3	6	14	32	3	0	0
Gary Wilson	.250	.250	.250	.500	22	24	0	6	0	0	0	0	0	0	3	6	0	2	0	0
Ramon Zapata	.262	.286	.410	.696	21	61	5	16	2	2	1	7	0	1	2	13	25	0	1	0
33 Players	.267	.329	.387	.716	140	4734	642	1263	255	39	78	585	104	68	408	808	1830	57	51	53

## SOUTHERN LEAGUE STANDINGS

EAST DIVISION	AFF	W	L	PCT	GB	WEST DIVISION	AFF	W	L	PCT	GB
Greenville Braves	ATL	73	63	.537	--	Huntsville Stars	OAK	81	57	.587	--
<b>Carolina Mudcats</b>	<b>PIT</b>	<b>74</b>	<b>66</b>	<b>.529</b>	<b>1.0</b>	Memphis Chicks	KCR	75	62	.547	5.5
Knoxville Smokies	TOR	64	76	.457	11.0	Nashville Xpress	MIN	74	66	.529	8.0
Jacksonville Suns	SEA	60	77	.438	13.5	Chattanooga Lookouts	CIN	67	73	.479	15.0
Orlando Cubs	CHC	59	78	.431	14.5	Birmingham Barons	CHW	65	74	.468	16.5

## PLAYERS WHO PLAYED IN MAJOR LEAGUE BASEBALL

Jermaine Allensworth, Trey Beamon, Jason Christiansen, Angelo Encarnacion, John Ericks, Mark Johnson, Jason Kendall, Garland Kiser, Dennis Konuszewski, Jon Lieber, Esteban Loaiza, Jeff McCurry, Jimmy Myers, Marc Pisciotta, Kevin Polcovich, Roberto Ramirez, Matt Ruebel, William Suero, Gary Wilson

## CAROLINA MUDCATS TEAM PITCHING

PLAYER	W	L	ERA	G	GS	GF	CG	SHO	SV	IP	H	R	ER	HR	BB	SO	HBP	WP	WHIP
Brett Backlund	5	13	3.61	25	25	0	4	0	0	147.0	147	81	59	14	47	86	7	7	1.32
Jason Christiansen*	2	1	2.09	28	0	9	0	0	2	38.2	30	10	9	2	14	43	1	2	1.14
Mariano De Los Santos	7	2	3.66	14	14	0	1	1	0	76.1	77	34	31	7	24	57	8	2	1.32
John Ericks	2	4	2.68	11	11	0	0	0	0	57.0	42	22	17	2	19	64	3	5	1.07
Terry Farrar*	1	0	6.00	3	1	1	0	0	0	6.0	7	7	4	0	9	5	0	1	2.67
Garland Kiser*	0	0	11.57	2	0	0	0	0	0	2.1	5	3	3	0	0	1	0	0	2.14
Dennis Konuszewski	6	5	3.59	51	0	19	0	0	1	77.2	81	39	31	5	31	53	2	6	1.44
Michel Laplante	7	12	4.91	28	26	0	3	0	0	163.0	180	110	89	20	41	110	6	5	1.36
Jon Lieber	2	0	1.29	3	3	0	1	1	0	21.0	13	4	3	0	2	21	0	0	0.71
Esteban Loaiza	10	5	3.79	24	24	0	3	0	0	154.1	169	69	65	15	30	115	5	1	1.29
Jeff McCurry	6	5	3.21	48	2	32	0	0	11	81.1	74	35	29	7	30	60	6	9	1.28
Mark Mesewicz*	6	2	4.25	55	0	12	0	0	0	72.0	74	41	34	5	17	52	7	5	1.26
Jimmy Myers	1	1	2.31	11	0	5	0	0	4	11.2	7	3	3	0	7	7	3	1	1.20
Marc Pisciotta	3	4	5.61	26	0	17	0	0	5	25.2	32	21	16	2	15	21	3	1	1.83
Roberto Ramirez*	0	1	5.27	6	6	0	0	0	0	27.1	38	19	16	2	8	21	1	1	1.68
Matt Ruebel*	1	1	6.61	6	3	0	0	0	0	16.1	28	15	12	3	3	14	1	0	1.90
Kevin Rychel	5	3	4.70	36	3	11	0	0	1	74.2	69	45	39	5	42	52	8	12	1.49
Gary Wilson	8	5	2.56	22	22	0	7	2	0	161.2	144	55	46	11	37	97	10	2	1.12
Mike Zimmerman	2	2	2.76	16	0	15	0	0	9	16.1	13	6	5	1	8	9	1	2	1.29
<b>19 Players</b>	<b>74</b>	<b>66</b>	<b>3.74</b>	<b>140</b>	<b>140</b>	<b>121</b>	<b>19</b>	<b>8</b>	<b>33</b>	<b>1230.1</b>	<b>1230</b>	<b>619</b>	<b>511</b>	<b>101</b>	<b>384</b>	<b>888</b>	<b>72</b>	<b>62</b>	<b>1.31</b>

# 95 Wins in '95!

**Classification:** Double-A**Affiliation:** Pittsburgh Pirates (NL)**League:** Southern League (East Division)**Record:** 89-55, 1st: 45-27, 2nd: 44-28**Playoffs:** League Champions**Manager:** Trent Jewett**Pitching Coach:** Dave Rajsich**Hitting Coach:** Donald Werner

## CAROLINA MUDCATS TEAM BATTING

PLAYER	AVG	OBP	SLG	OPS	G	AB	R	H	2B	3B	HR	RBI	SB	CS	BB	SO	TB	HBP	SH	SF
Jermaine Allensworth	.269	.357	.365	.723	56	219	37	59	14	2	1	14	13	8	25	34	80	5	2	0
Jake Austin#	.236	.273	.335	.608	102	352	29	83	19	2	4	40	5	3	17	51	118	2	2	3
Brett Backlund	.333	.333	.500	.833	22	12	2	4	2	0	0	2	0	0	2	6	0	0	0	0
Tony Beasley	.281	.343	.370	.713	105	335	59	94	16	4	2	34	20	4	31	44	124	4	4	6
Chris Bennett	.333	.333	.333	.667	18	3	0	1	0	0	0	0	0	0	0	1	1	0	0	0
Mike Brown*	.238	.328	.413	.741	60	223	29	53	13	1	8	33	0	3	28	62	92	2	0	0
Jacob Brumfield	.417	.462	.917	1.378	3	12	2	5	0	0	2	2	0	2	1	2	11	0	0	0
George Canale*	.287	.349	.503	.852	130	487	71	140	30	6	21	102	1	3	46	83	245	4	0	8
Jeff Conger*	.289	.378	.375	.753	39	128	15	37	6	1	1	17	8	2	18	31	48	1	2	1
Jay Cranford	.229	.348	.330	.677	93	288	30	66	12	1	5	42	3	4	52	67	95	4	2	7
Elmer Dessens	.313	.313	.375	.688	27	16	0	5	1	0	0	2	0	0	0	5	6	0	3	0
Tim Edge	.214	.270	.349	.619	45	126	15	27	5	0	4	19	0	0	10	33	44	0	0	1
Ramon Espinosa	.286	.316	.370	.687	134	489	69	140	28	2	3	48	14	6	17	64	181	5	8	1
Sean Evans	.000	.000	.000	.000	29	1	0	0	0	0	0	0	0	0	0	0	0	0	0	0
Jon Farrell	.220	.262	.357	.619	94	314	34	69	13	0	10	47	3	4	15	82	112	4	3	3
Marcus Hanel	.183	.242	.200	.442	21	60	1	11	1	0	0	3	0	1	4	18	12	1	1	1
Milt Hill	.091	.091	.091	.182	10	11	0	1	0	0	0	0	0	0	0	2	1	0	1	0
Jason Kendall	.326	.414	.448	.862	117	429	87	140	26	1	8	71	10	7	56	22	192	14	1	8
Jim Krevokuch	.282	.342	.374	.716	70	174	20	49	13	0	1	11	1	1	12	20	65	5	4	2
Sean Lawrence*	.000	.000	.000	.000	12	1	0	0	0	0	0	0	0	0	0	1	0	0	0	0
Bob Leary*	.305	.405	.461	.866	67	243	38	74	14	3	6	42	3	3	40	38	112	3	0	3
Ramon Morel	.000	.000	.000	.000	10	12	1	0	0	0	0	0	0	0	0	2	0	0	0	0
Omer Munoz	.265	.287	.342	.629	67	234	29	62	10	1	2	25	2	0	5	23	80	3	5	2
Steve Parris	.083	.083	.083	.167	14	12	1	1	0	0	0	0	0	0	0	3	1	0	3	0
Chris Peters*	.000	.000	.000	.000	2	2	0	0	0	0	0	0	0	0	0	1	0	0	1	0
Charles Peterson	.329	.415	.400	.815	20	70	13	23	3	1	0	7	2	1	9	15	28	2	0	1
Marc Pisciotta	.000	.000	.000	.000	56	2	0	0	0	0	0	0	0	0	0	1	0	0	0	0
Kevin Polcovich	.317	.369	.394	.763	64	221	27	70	8	0	3	18	10	5	14	29	87	5	3	1
Curtis Ralph	.000	.000	.000	.000	18	1	0	0	0	0	0	0	0	0	0	1	0	0	0	0
Daryl Ratliff	.286	.366	.397	.763	16	63	10	18	4	0	1	5	2	1	8	10	25	0	2	0
Raul Rodarte	.370	.469	.500	.969	16	54	8	20	5	1	0	11	2	2	10	14	27	0	2	0
Matt Ruebel*	.130	.167	.130	.297	27	23	1	3	0	0	0	1	0	0	1	10	3	0	1	0
Matt Ryan	.000	.000	.000	.000	44	1	0	0	0	0	0	0	0	0	0	1	0	0	0	0
Kevin Rychel	.000	.000	.000	.000	40	3	0	0	0	0	0	0	0	0	0	1	0	0	1	0
Chance Sanford*	.278	.381	.667	1.048	16	36	6	10	3	1	3	10	3	1	5	7	24	1	0	0
Brian Shouse*	.250	.250	.313	.563	22	16	2	4	1	0	0	1	0	1	0	3	5	0	4	0
Don Slaught	.250	.250	.333	.583	3	12	1	3	1	0	0	1	0	0	0	3	4	0	0	0
Kevin Tolar	1.000	1.000	1.000	2.000	12	1	0	1	0	0	0	1	0	0	0	0	1	0	0	0
George Tsamis	-	1.000	-	-	12	0	0	0	0	0	0	0	0	0	1	0	0	0	0	0
Marc Wilkins	.000	.167	.000	.167	37	5	0	0	0	0	0	1	0	0	1	4	0	0	1	0
Tony Womack*	.256	.300	.316	.617	82	332	52	85	9	4	1	19	27	10	19	36	105	2	11	0
<b>41 Players</b>	<b>.270</b>	<b>.335</b>	<b>.385</b>	<b>.720</b>	<b>144</b>	<b>5023</b>	<b>689</b>	<b>1358</b>	<b>257</b>	<b>31</b>	<b>86</b>	<b>629</b>	<b>129</b>	<b>72</b>	<b>445</b>	<b>826</b>	<b>1935</b>	<b>67</b>	<b>67</b>	<b>48</b>

## SOUTHERN LEAGUE STANDINGS


EAST DIVISION					WEST DIVISION						
AFF	W	L	PCT	GB	AFF	W	L	PCT	GB		
Carolina Mudcats	PIT	89	55	.618	--	Chattanooga Lookouts	CIN	83	60	.580	--
Orlando Cubs	CHC	76	67	.531	12.5	Birmingham Barons	CHW	80	64	.556	3.5
Jacksonville Suns	DET	75	69	.521	14	Huntsville Stars	OAK	70	74	.486	13.5
Port City Roosters	SEA	62	80	.437	26	Memphis Chicks	SDP	68	74	.479	14.5
Greenville Braves	ATL	59	83	.415	29	Knoxville Smokies	TOR	54	90	.375	29.5

## PLAYERS WHO PLAYED IN MAJOR LEAGUE BASEBALL

Jermaine Allensworth, Jacob Brumfield, George Canale, Steve Cooke, Elmer Dessens, Milt Hill, Jason Kendall, Dennis Konuszewski, Sean Lawrence, Ramon Morel, Steve Parris, Chris Peters, Marc Pisciotta, Kevin Polcovich, Matt Ruebel, Chance Sanford, Brian Shouse, Don Slaught, Kevin Tolar, George Tsamis, Marc Wilkins, Gary Wilson, Tony Womack

## CAROLINA MUDCATS TEAM PITCHING

PLAYER	W	L	ERA	G	GS	GF	CG	SHO	SV	IP	H	R	ER	HR	BB	SO	HBP	WP	WHIP
Brett Backlund	5	6	3.58	22	14	1	0	0	0	93.0	81	46	37	10	35	80	5	2	1.25
Chris Bennett	0	1	6.67	18	0	5	0	0	1	27.0	42	22	20	2	9	13	0	3	1.89
Steve Cooke*	0	0	7.20	1	1	0	0	0	0	5.0	5	4	4	0	5	4	0	1	2.00
Mariano De Los Santos	1	0	3.62	21	0	3	0	0	0	27.1	28	16	11	5	14	20	2	1	1.54
Elmer Dessens	15	8	2.49	27	27	0	1	0	0	152.0	170	62	42	10	21	68	3	7	1.26
Sean Evans	5	2	5.33	29	2	10	0	0	0	49.0	47	35	29	1	25	44	3	5	1.47
Fernando Figueroa*	0	0	3.38	6	0	1	0	0	0	8.0	12	5	3	2	2	4	0	1	1.75
Bill Flynt*	0	0	0.00	4	0	1	0	0	0	3.2	3	0	0	0	2	6	0	0	1.36
Milt Hill	2	2	4.02	10	10	0	0	0	0	56.0	53	27	25	6	6	46	2	0	1.05
Dennis Konuszewski	7	7	3.65	48	0	18	0	0	2	61.2	63	33	25	3	26	48	1	5	1.44
Sean Lawrence*	0	2	5.48	12	3	3	0	0	0	21.1	27	13	13	2	8	19	1	0	1.64
Ramon Morel	3	3	3.52	10	10	0	0	0	0	69.0	71	31	27	4	10	34	2	2	1.17
Andy Nezelek	1	0	5.14	6	0	1	0	0	1	14.0	16	9	8	3	3	14	0	0	1.36
Steve Parris	9	1	2.51	14	14	0	2	2	0	89.2	61	25	25	2	16	86	4	3	0.86
Chris Peters*	2	0	1.29	2	2	0	0	0	0	14.0	9	2	2	0	2	7	0	2	0.79
Marc Pisciotta	6	4	4.15	56	0	27	0	0	9	69.1	60	37	32	2	45	57	6	4	1.51
Curtis Ralph	1	1	2.42	18	1	2	0	0	1	26.0	23	8	7	3	10	17	0	1	1.27
Lino Rivera	0	0	6.00	4	0	1	0	0	0	6.0	10	6	4	0	3	4	0	0	2.17
Matt Ruebel*	13	5	2.76	27	27	0	4	3	0	169.1	150	68	52	7	45	136	7	7	1.15
Matt Ryan	2	1	1.57	44	0	38	0	0	26	46.0	33	10	8	0	19	23	2	3	1.13
Kevin Rychel	3	2	3.33	40	0	14	0	0	1	51.1	35	21	19	1	24	60	6	8	1.15
Brian Shouse*	7	6	4.47	21	20	0	0	0	0	114.2	126	64	57	14	19	76	4	1	1.27
Kevin Tolar*	1	0	3.65	12	0	3	0	0	0	12.1	16	5	5	0	7	9	0	2	1.87
George Tsamis*	0	0	4.09	12	0	2	0	0	0	11.0	12	5	5	1	5	7	1	2	1.55
Marc Wilkins	5	3	3.99	37	12	1	0	0	0	99.1	91	47	44	8	44	80	11	9	1.36
Travis Willis	1	1	2.91	16	0	6	0	0	3	21.2	23	10	7	0	10	12	3	2	1.52
Gary Wilson	0	0	0.00	1	1	0	0	0	0	4.2	0	0	0	0	3	5	0	0	0.64
<b>27 Players</b>	<b>89</b>	<b>55</b>	<b>3.48</b>	<b>144</b>	<b>144</b>	<b>137</b>	<b>7</b>	<b>14</b>	<b>44</b>	<b>1322.1</b>	<b>1267</b>	<b>611</b>	<b>511</b>	<b>86</b>	<b>418</b>	<b>979</b>	<b>63</b>	<b>71</b>	<b>1.27</b>

**Classification:** Double-A**Affiliation:** Pittsburgh Pirates (NL)**League:** Southern League (East Division)**Record:** 70-69, 1st: 37-32, 2nd: 33-37**Playoffs:** Lost in Semi-Finals**Manager:** Marc Hill**Pitching Coach:** Bruce Tanner**Hitting Coach:** N/A

## CAROLINA MUDCATS TEAM BATTING

PLAYER	AVG	OBP	SLG	OPS	G	AB	R	H	2B	3B	HR	RBI	SB	CS	BB	SO	TB	HBP	SH	SF
Jimmy Anderson*	.111	.111	.111	.222	17	9	0	1	0	0	0	0	0	0	0	3	1	0	0	0
Brett Backlund	.143	.143	.143	.286	26	7	1	1	0	0	0	0	0	0	0	3	1	0	0	0
Tony Beasley	.312	.380	.457	.838	96	269	40	84	17	5	4	30	10	9	30	33	123	2	2	4
Blaine Beatty*	.273	.304	.455	.759	23	22	3	6	1	0	1	3	0	1	1	1	10	0	2	0
Ken Bonifay*	.243	.350	.390	.740	95	272	33	66	18	2	6	42	4	3	41	68	106	4	2	0
D.J. Boston*	.280	.377	.430	.807	93	321	47	90	16	4	8	48	5	3	49	61	138	3	0	4
Adrian Brown#	.296	.345	.372	.718	84	341	48	101	11	3	3	25	27	11	25	40	127	1	5	1
Rafael Chaves	.000	.000	.000	.000	19	1	0	0	0	0	0	0	0	0	0	0	0	0	0	0
Lou Collier	.280	.355	.359	.714	119	443	76	124	20	3	3	49	29	9	48	73	159	7	2	6
Jeff Conger*	.230	.308	.331	.640	66	178	19	41	7	1	3	17	12	4	17	52	59	3	4	0
Steve Cooke	.375	.444	.375	.819	12	8	1	3	0	0	0	1	0	0	1	1	3	0	0	0
Jay Cranford	.269	.380	.362	.742	90	268	34	72	15	2	2	37	6	4	47	68	97	3	0	3
Mariano De Los Santos	.000	.000	.000	.000	52	1	0	0	0	0	0	0	0	0	0	1	0	0	0	0
Elmer Dessens	-	-	-	-	5	0	0	0	0	0	0	0	0	0	0	0	0	0	1	0
Tim Edge	.242	.320	.386	.705	53	153	18	37	10	0	4	21	1	0	16	44	59	2	1	1
Jon Farrell	.216	.317	.275	.591	22	51	6	11	3	0	0	3	0	0	6	22	14	2	0	1
Marcus Hanel	.178	.228	.286	.515	101	332	22	59	19	1	5	36	2	2	16	57	95	7	3	4
Dennis Konuszewski	.000	.000	.000	.000	32	5	0	0	0	0	0	0	0	0	0	2	0	0	1	0
Sean Lawrence*	.167	.286	.167	.452	37	6	0	1	0	0	0	0	0	0	1	4	1	0	0	0
Bob Leary*	.183	.331	.349	.679	32	109	13	20	4	1	4	12	2	2	22	31	38	2	0	0
Dan Miceli	.000	.000	.000	.000	3	3	0	0	0	0	0	0	0	0	0	2	0	0	0	0
Ramon Morel	.400	.400	.400	.800	11	10	1	4	0	0	0	0	0	0	0	1	4	0	4	0
Omer Munoz	1.000	1.000	1.000	2.000	1	1	0	1	0	0	0	0	0	0	0	0	1	0	0	0
Steve Parris	.000	.000	.000	.000	5	5	0	0	0	0	0	0	0	0	0	2	0	0	0	0
Chris Peters*	.125	.125	.188	.313	14	16	0	2	1	0	0	1	1	0	0	2	3	0	2	0
Charles Peterson	.275	.345	.381	.726	125	462	71	127	24	2	7	63	33	10	50	104	176	0	3	1
Steve Phoenix	.000	.000	.000	.000	20	1	0	0	0	0	0	0	0	0	0	0	0	0	0	0
Matt Pontbriant*	.500	.500	.500	1.000	45	2	0	1	0	0	0	0	0	0	0	0	1	0	0	0
Daryl Ratliff	.274	.333	.315	.648	82	270	39	74	11	0	0	36	13	8	25	50	85	0	4	2
Chance Reynolds#	.167	.167	.167	.333	4	6	0	1	0	0	0	1	0	0	0	2	1	0	0	0
Raul Rodarte	.209	.393	.233	.625	20	43	6	9	1	0	0	6	2	1	12	12	10	1	1	0
Kevin Rychel	.000	.000	.000	.000	27	1	0	0	0	0	0	0	0	0	0	1	0	0	0	0
Chance Sanford*	.245	.341	.360	.700	131	470	62	115	16	13	4	56	11	11	72	108	169	0	2	7
T.J. Staton*	.308	.403	.503	.906	112	386	72	119	24	3	15	57	17	7	58	99	194	6	0	4
Jon Sweet*	.100	.100	.150	.250	20	40	2	4	2	0	0	1	0	0	0	3	6	0	2	0
Scott Taylor	.091	.160	.091	.251	29	22	2	2	0	0	0	1	0	0	1	10	2	1	2	1
Marc Wilkins	.000	.000	.000	.000	11	2	0	0	0	0	0	0	0	0	0	1	0	0	0	0
Ron Wright	.143	.250	.143	.393	4	14	1	2	0	0	0	0	0	1	2	7	2	0	0	0
<b>38 Players</b>	<b>.259</b>	<b>.341</b>	<b>.370</b>	<b>.711</b>	<b>139</b>	<b>4550</b>	<b>617</b>	<b>1178</b>	<b>220</b>	<b>40</b>	<b>69</b>	<b>546</b>	<b>175</b>	<b>86</b>	<b>540</b>	<b>968</b>	<b>1685</b>	<b>44</b>	<b>43</b>	<b>39</b>

## SOUTHERN LEAGUE STANDINGS

EAST DIVISION	AFF	W	L	PCT	GB	WEST DIVISION	AFF	W	L	PCT	GB
Jacksonville Suns	DET	75	63	.543	--	Memphis Chicks	SDP	81	58	.583	--
<b>Carolina Mudcats</b>	<b>PIT</b>	<b>70</b>	<b>69</b>	<b>.504</b>	<b>5.5</b>	Chattanooga Lookouts	CIN	81	59	.579	0.5
Orlando Cubs	CHC	61	78	.439	14.5	Knoxville Smokies	TOR	75	65	.536	6.5
Greenville Braves	ATL	58	82	.414	18.0	Birmingham Barons	CHW	74	65	.532	7.0
Port City Roosters	SEA	56	84	.400	20.0	Huntsville Stars	OAK	66	74	.471	15.5

## PLAYERS WHO PLAYED IN MAJOR LEAGUE BASEBALL

Jimmy Anderson, Blaine Beatty, Joe Boever, Adrian Brown, Lou Collier, Steve Cooke, Elmer Dessens, Gene Harris, Shawn Holman, Dennis Konuszcwski, Sean Lawrence, Dan Miceli, Ramon Morel, Steve Parris, Chris Peters, Steve Phoenix, Chance Sanford, Scott Taylor, Dave Wainhouse, Rick White, Marc Wilkins, Ron Wright

## CAROLINA MUDCATS TEAM PITCHING

PLAYER	W	L	ERA	G	GS	GF	CG	SHO	SV	IP	H	R	ER	HR	BB	SO	HBP	WP	WHIP
Jimmy Anderson*	8	3	3.34	17	16	0	0	0	0	97.0	92	40	36	3	44	79	3	13	1.40
Brett Backlund	4	6	5.13	26	9	3	0	0	0	80.2	77	47	46	14	28	84	5	3	1.30
Tony Beasley	1	0	0.00	2	0	2	0	0	0	2.1	1	0	0	0	0	1	0	0	0.43
Blaine Beatty*	11	5	3.29	23	22	0	1	1	0	145.0	135	58	53	15	34	117	4	3	1.17
Joe Boever	0	0	0.00	1	0	1	0	0	0	1.0	0	0	0	0	0	1	0	0	0.00
Rafael Chaves	1	2	1.37	19	0	9	0	0	0	26.1	21	5	4	1	8	15	0	2	1.10
Steve Cooke*	1	5	4.53	12	12	0	0	0	0	53.2	56	34	27	3	26	45	3	3	1.53
Mariano De Los Santos	3	5	3.53	52	0	15	0	0	1	66.1	67	28	26	1	23	79	10	3	1.36
Elmer Dessens	0	1	5.40	5	1	2	0	0	0	11.2	15	8	7	1	4	7	1	0	1.63
Bryan Farson*	0	0	16.20	4	0	1	0	0	0	5.0	9	10	9	3	4	3	0	0	2.60
Gene Harris	0	2	16.20	4	0	2	0	0	0	3.1	6	6	6	2	3	7	0	0	2.70
Shawn Holman	1	0	3.12	5	1	1	0	0	0	8.2	11	4	3	0	6	6	1	0	1.96
Dennis Konuszcwski	2	8	6.30	32	10	8	0	0	0	80.0	103	61	56	12	36	59	6	3	1.74
Sean Lawrence*	3	5	3.95	37	9	13	0	0	2	82.0	80	40	36	11	36	81	3	0	1.42
Dan Miceli	1	0	1.00	3	0	2	0	0	1	9.0	4	1	1	0	1	17	0	0	0.56
Ramon Morel	2	5	5.09	11	11	0	0	0	0	63.2	75	42	36	3	16	44	5	4	1.43
Steve Parris	2	0	3.04	5	5	0	0	0	0	26.2	24	11	9	1	6	22	0	2	1.13
Chris Peters*	7	3	2.64	14	14	0	0	0	0	92.0	73	37	27	4	34	69	0	4	1.16
Steve Phoenix	2	2	4.98	20	0	15	0	0	5	21.2	31	12	12	3	6	16	1	4	1.71
Matt Pontbriant*	2	2	5.95	45	0	12	0	0	0	56.0	73	40	37	5	25	36	2	3	1.75
Kevin Rychel	1	1	4.46	26	0	8	0	0	1	36.1	32	21	18	2	11	21	6	7	1.18
Scott Taylor	11	7	4.61	29	25	1	0	0	0	158.0	170	94	81	16	62	100	6	10	1.47
Dave Wainhouse	5	3	3.16	45	0	40	0	0	25	51.1	43	22	18	3	31	34	4	2	1.44
Rick White	0	1	11.37	2	1	0	0	0	0	6.1	9	8	8	2	1	7	1	0	1.58
Marc Wilkins	2	3	4.01	11	3	3	0	0	0	24.2	19	12	11	1	11	19	2	0	1.22
<b>25 Players</b>	<b>70</b>	<b>69</b>	<b>4.18</b>	<b>139</b>	<b>139</b>	<b>138</b>	<b>1</b>	<b>10</b>	<b>35</b>	<b>1208.2</b>	<b>1226</b>	<b>641</b>	<b>562</b>	<b>106</b>	<b>456</b>	<b>969</b>	<b>63</b>	<b>66</b>	<b>1.39</b>

**Classification:** Double-A**Affiliation:** Pittsburgh Pirates (NL)**League:** Southern League (East Division)**Record:** 55-82, 1st: 26-42, 2nd: 29-40**Playoffs:** Did not qualify**Manager:** Marc Hill/Jeff Banister**Hitting Coach:** Curtis Wilkerson**Pitching Coach:** Dave Rajsich

## CAROLINA MUDCATS TEAM BATTING

PLAYER	AVG	OBP	SLG	OPS	G	AB	R	H	2B	3B	HR	RBI	SB	CS	BB	SO	TB	HBP	SH	SF
Jimmy Anderson*	.000	.000	.000	.000	4	4	0	0	0	0	0	0	0	0	0	1	0	0	0	0
Mike Asche	.214	.283	.286	.568	15	42	2	9	1	1	0	2	0	0	4	6	12	0	1	0
Tony Beasley	.274	.317	.316	.634	31	117	15	32	5	0	0	12	2	1	7	16	37	1	0	1
Blaine Beatty*	.455	.538	.636	1.175	20	11	1	5	0	1	0	0	0	2	1	7	0	2	0	0
Kris Benson	.000	.000	.000	.000	14	9	0	0	0	0	0	1	0	0	0	2	0	0	2	0
Ken Bonifay*	.176	.341	.309	.650	22	68	11	12	4	1	1	7	1	0	17	23	21	0	0	0
Kary Bridges*	.336	.354	.435	.788	66	283	43	95	17	1	3	29	9	5	9	10	123	0	3	2
Adrian Brown#	.303	.388	.428	.815	37	145	29	44	4	4	2	15	9	5	18	12	62	2	3	0
Jason Christiansen	.000	.000	.000	.000	8	2	0	0	0	0	0	0	0	0	0	0	0	0	0	0
Jeff Conger*	.196	.302	.312	.613	58	138	15	27	5	1	3	12	4	0	19	53	43	2	2	0
Carlos Crawford	.200	.200	.200	.400	29	5	0	1	0	0	0	0	0	0	0	2	1	0	0	0
Brandon Cromer*	.228	.326	.394	.720	55	193	23	44	12	4	4	14	1	5	29	50	76	0	4	2
Kane Davis	.200	.333	.200	.533	6	5	0	1	0	0	0	0	1	0	1	3	1	0	1	0
John Dillinger	.000	.000	.000	.000	23	13	0	0	0	0	0	0	0	0	0	6	0	0	0	0
Ramon Espinosa	.278	.307	.375	.682	19	72	10	20	2	1	1	10	0	2	3	15	27	0	0	0
Freddy Garcia	.291	.342	.582	.923	73	282	47	82	17	4	19	57	0	1	18	56	164	6	0	4
Mike Halperin*	.250	.250	.250	.500	17	12	0	3	0	0	0	0	0	0	0	2	3	0	1	0
Marcus Hanel	.237	.283	.301	.583	56	173	15	41	5	0	2	12	0	0	9	39	52	2	3	0
Steve Hazlett	.235	.316	.359	.675	45	153	22	36	7	3	2	17	1	6	14	31	55	4	0	0
Chad Hermansen	.275	.373	.478	.851	129	487	87	134	31	4	20	70	18	6	69	136	233	10	0	5
Elvin Hernandez	.000	.067	.000	.067	17	14	2	0	0	0	0	0	0	0	1	5	0	0	3	0
Rickey Holifield*	.216	.274	.416	.690	51	185	27	40	12	5	5	23	8	3	14	59	77	1	1	1
Jason Johnson	.182	.182	.273	.455	9	11	0	2	1	0	0	2	0	0	0	2	3	0	0	0
Ricky Jordan	.314	.343	.495	.838	52	188	25	59	9	2	7	33	0	0	8	25	93	2	0	3
Jeff Kelly*	.250	.250	.250	.500	31	20	2	5	0	0	0	0	0	0	0	11	5	0	0	0
Al Martin*	.111	.111	.111	.222	3	9	0	1	0	0	0	0	0	0	0	1	0	0	0	0
Del Mathews*	.125	.125	.125	.250	21	8	1	1	0	0	0	0	0	0	0	1	1	0	0	0
Sergio Mendez	.233	.278	.356	.635	49	146	17	34	10	1	2	12	1	1	6	33	52	4	0	2
Tony Mitchell#	.091	.167	.091	.258	4	11	0	1	0	0	0	1	0	0	1	4	1	0	0	0
Chris Miyake	.000	.000	.000	.000	5	9	1	0	0	0	0	0	0	0	0	4	0	0	1	0
Abraham Nunez#	.328	.385	.384	.768	47	198	31	65	6	1	1	14	10	5	20	28	76	0	2	3
Charles Peterson	.251	.318	.376	.694	126	442	59	111	26	4	7	68	20	11	40	105	166	4	1	1
Jose Pett	.067	.125	.067	.192	14	15	1	1	0	0	0	0	0	0	1	8	1	0	0	0
Jason Phillips	.000	.200	.000	.200	4	4	0	0	0	0	0	0	0	0	1	3	0	0	1	0
Kevin Pickford*	.667	.750	1.000	1.750	21	3	0	2	1	0	0	1	0	0	1	0	3	0	0	0
Kevin Polcovich	.320	.452	.600	1.052	17	50	13	16	5	0	3	7	4	2	10	4	30	2	2	0
Matt Ryan	.500	.500	1.000	1.500	48	2	0	1	1	0	0	0	0	0	0	0	2	0	0	0
Tracy Sanders*	.271	.397	.505	.902	116	376	77	102	23	1	21	78	7	6	74	88	190	6	1	3
Chance Sanford*	.262	.349	.537	.885	44	149	30	39	10	2	9	36	3	1	20	39	80	2	2	4
Curtis Shaw*	.000	.000	.000	.000	27	2	0	0	0	0	0	0	0	0	0	1	0	0	2	0
Mark Smith	.417	.417	1.250	1.667	3	12	5	5	1	0	3	4	0	0	0	1	15	0	0	0
T.J. Staton*	.290	.341	.449	.790	58	207	33	60	11	2	6	33	8	4	12	60	93	5	3	2
Jon Sweet*	.245	.286	.319	.605	82	273	22	67	15	1	1	27	1	1	15	20	87	1	1	1
Steve Thobe	.293	.352	.464	.816	53	181	21	53	10	0	7	32	4	1	13	52	84	4	1	1
Paul Wagner	.000	.000	.000	.000	12	1	0	0	0	0	0	0	0	0	0	1	0	0	0	0
Jeff Wallace*	.500	.500	.500	1.000	38	2	0	1	0	0	0	0	0	0	0	1	1	0	0	0
Darrell Whitmore*	.333	.333	.556	.889	2	9	1	3	2	0	0	2	0	0	0	2	5	0	0	0
Gary Wilson	.000	.000	.000	.000	7	4	0	0	0	0	0	0	0	0	0	3	0	0	0	0
<b>48 Players</b>	<b>.264</b>	<b>.334</b>	<b>.418</b>	<b>.752</b>	<b>137</b>	<b>4745</b>	<b>688</b>	<b>1255</b>	<b>253</b>	<b>44</b>	<b>129</b>	<b>631</b>	<b>112</b>	<b>66</b>	<b>456</b>	<b>1024</b>	<b>1983</b>	<b>58</b>	<b>43</b>	<b>35</b>

## SOUTHERN LEAGUE STANDINGS

EAST DIVISION	AFF	W	L	PCT	GB	WEST DIVISION	AFF	W	L	PCT	GB
Knoxville Smokies	TOR	75	63	.543	--	Huntsville Stars	OAK	77	62	.554	--
Greenville Braves	ATL	74	66	.529	2.0	Birmingham Barons	CHW	76	62	.551	0.5
Jacksonville Suns	DET	66	73	.475	9.5	Chattanooga Lookouts	CIN	70	69	.504	7.0
Orlando Rays	CHC	63	75	.457	12.0	Mobile BayBears	SDP	69	68	.504	7.0
Carolina Mudcats	PIT	55	82	.401	19.5	Memphis Chicks	SEA	67	72	.482	10.0

## PLAYERS WHO PLAYED IN MAJOR LEAGUE BASEBALL

Jimmy Anderson, Blaine Beatty, Kris Benson, Adrian Brown, Jason Christiansen, Carlos Crawford, Kane Davis, Scott Fredrickson, Freddy Garcia, Chad Hermansen, Jason Johnson, Ricky Jordan, Dennis Konuszewski, Al Martin, Abraham Nunez, Jason Phillips, Kevin Pickford, Kevin Polcovich, Chance Sanford, Mark Smith, Paul Wagner, Jeff Wallace, Darrell Whitmore, Gary Wilson

## CAROLINA MUDCATS TEAM PITCHING

PLAYER	W	L	ERA	G	GS	GF	CG	SHO	SV	IP	H	R	ER	HR	BB	SO	HBP	WP	WHIP
Jimmy Anderson*	2	1	1.46	4	4	0	0	0	0	24.2	16	6	4	1	9	23	2	1	1.01
Blaine Beatty*	0	5	5.38	19	9	5	0	0	0	82.0	104	61	49	12	27	41	3	4	1.60
Kris Benson	3	5	4.98	14	14	0	0	0	0	68.2	81	49	38	11	32	66	2	2	1.65
Mike Brown*	0	0	18.00	1	0	0	0	0	0	2.0	5	5	4	0	1	2	0	1	3.00
John Carter	0	0	54.00	1	0	0	0	0	0	1.0	4	6	6	1	2	0	0	0	6.00
Rafael Chaves	0	2	8.59	5	0	4	0	0	0	7.1	12	8	7	1	4	6	0	0	2.18
Jason Christiansen*	0	1	4.20	8	1	3	0	0	1	15.0	17	7	7	1	5	25	0	0	1.47
O.J. Cook	0	0	20.25	1	0	0	0	0	0	1.1	5	3	3	1	1	2	0	0	4.50
Carlos Crawford	3	2	4.19	29	3	10	0	0	4	62.1	62	34	29	4	25	39	2	4	1.40
Kane Davis	0	3	3.77	6	6	0	0	0	0	28.2	22	17	12	2	16	23	3	2	1.33
John Dillinger	6	4	6.00	23	11	3	0	0	0	81.0	88	66	54	8	52	64	5	7	1.73
Scott Fredrickson	0	3	6.08	19	0	8	0	0	1	23.2	22	21	16	3	19	17	3	0	1.73
Mike Freitas	1	0	13.50	6	0	4	0	0	1	5.1	8	8	8	1	4	2	2	0	2.25
Hal Garrett	1	2	8.78	6	0	2	0	0	0	13.1	19	14	13	6	6	7	0	2	1.88
Mike Halperin*	6	7	3.87	17	17	0	0	0	0	93.0	102	54	40	8	40	66	8	8	1.53
Steve Hazlett	0	0	9.00	1	0	1	0	0	0	1.0	4	1	1	0	0	1	0	0	4.00
Elvin Hernandez	2	7	5.73	17	17	0	0	0	0	92.2	104	67	59	11	26	66	3	4	1.40
Jason Johnson	3	3	4.08	9	9	0	1	0	0	57.1	56	31	26	6	16	63	1	1	1.26
Jeff Kelly*	6	11	4.65	31	19	3	0	0	0	127.2	134	79	66	7	85	83	12	7	1.72
Dennis Konuszewski	1	0	4.43	15	0	5	0	0	0	22.1	20	12	11	3	15	21	1	2	1.57
Joe Maskivish	0	1	6.19	15	0	9	0	0	0	16.0	20	11	11	2	4	7	1	0	1.50
Del Mathews*	5	2	3.04	21	1	5	0	0	1	50.1	53	25	17	5	20	51	1	2	1.45
Rick Paugh*	0	0	5.63	5	0	2	0	0	0	8.0	8	5	5	2	1	3	0	0	1.13
Jose Pett	4	4	3.51	14	14	0	0	0	0	74.1	76	37	29	5	25	39	1	1	1.36
Jason Phillips	1	2	2.32	4	4	0	2	1	0	31.0	21	8	8	1	9	22	4	2	0.97
Kevin Pickford*	1	2	7.36	21	1	7	0	0	1	29.1	48	29	24	3	15	24	3	0	2.15
Matt Ryan	4	3	2.22	48	0	39	0	0	14	52.2	32	18	13	2	21	43	12	9	1.01
Curtis Shaw*	1	1	2.81	27	0	6	0	0	0	41.2	30	23	13	1	28	46	1	9	1.39
Paul Wagner	0	1	10.13	12	3	1	0	0	0	16.0	25	20	18	3	16	20	1	3	2.56
Jeff Wallace*	4	8	5.40	38	0	15	0	0	3	43.1	43	37	26	3	36	39	1	9	1.82
Jeff Williams	0	0	10.80	3	0	1	0	0	0	3.1	6	5	4	1	4	3	0	0	3.00
Gary Wilson	1	2	5.65	7	4	1	0	0	1	28.2	34	19	18	1	5	19	1	0	1.36
<b>32 Players</b>	<b>55</b>	<b>82</b>	<b>4.77</b>	<b>137</b>	<b>137</b>	<b>134</b>	<b>3</b>	<b>3</b>	<b>27</b>	<b>1205.0</b>	<b>1281</b>	<b>786</b>	<b>639</b>	<b>116</b>	<b>569</b>	<b>933</b>	<b>73</b>	<b>80</b>	<b>1.54</b>

## BRONSON ARROYO

**Classification:** Double-A**Affiliation:** Pittsburgh Pirates (NL)**League:** Southern League (East Division)**Record:** 59-80, 1st: 31-39, 2nd: 28-41**Playoffs:** Did not qualify**Manager:** Jeff Banister**Pitching Coach:** Dave Rajsich**Hitting Coach:** Curtis Wilkerson

## CAROLINA MUDCATS TEAM BATTING

PLAYER	AVG	OBP	SLG	OPS	G	AB	R	H	2B	3B	HR	RBI	SB	CS	BB	SO	TB	HBP	SH	SF
Paul Ah Yat	.000	.182	.000	.182	13	9	0	0	0	0	0	0	0	0	2	4	0	0	1	0
Bronson Arroyo	.200	.250	.333	.583	23	15	1	3	2	0	1	0	0	1	8	5	0	1	0	0
Mike Asche	.259	.375	.406	.781	65	212	44	55	14	4	3	26	15	6	37	45	86	3	1	1
Tony Beasley	.286	.375	.429	.804	6	7	2	2	1	0	0	1	0	0	1	2	3	0	0	0
Luis Brito#	.292	.292	.333	.625	7	24	4	7	1	0	0	1	1	0	0	3	8	0	0	0
Chad Brown*	.000	.000	.000	.000	24	1	0	0	0	0	0	0	0	0	0	0	0	0	0	0
Emil Brown	.330	.401	.496	.897	123	466	89	154	31	2	14	67	24	7	50	71	231	11	0	9
Randy Brown	.292	.357	.490	.847	80	257	39	75	18	6	7	35	9	5	22	77	126	5	3	2
Gino Caruso*	-	1.000	-	-	3	0	1	0	0	0	0	0	0	0	1	0	0	0	0	0
Chris Corn	.143	.400	.143	.543	8	7	2	1	0	0	0	2	0	0	3	4	1	0	3	0
Dave Daniels	.000	.000	.000	.000	35	1	0	0	0	0	0	0	0	0	0	1	0	0	0	0
Kane Davis	.200	.273	.200	.473	18	10	0	2	0	0	0	1	0	0	1	8	2	0	1	0
Mariano De Los Santos	.000	.000	.000	.000	10	1	0	0	0	0	0	0	0	0	0	1	0	0	0	0
Roger Doman	.000	.000	.000	.000	10	5	0	0	0	0	0	0	0	0	0	3	0	0	0	0
Dave Evans	.000	.000	.000	.000	26	6	0	0	0	0	0	0	0	0	0	4	0	0	2	0
Mark Farris*	.273	.344	.375	.719	111	373	49	102	18	1	6	38	3	3	38	74	140	3	0	2
Luis Figueroa#	.249	.376	.291	.668	117	350	54	87	9	3	0	24	6	5	71	46	102	2	10	2
Eddy Furniss*	.136	.200	.159	.359	16	44	1	6	1	0	0	3	0	0	4	13	7	0	0	2
Ken Giard	.000	.000	.000	.000	42	1	0	0	0	0	0	0	0	0	0	0	0	0	0	0
Kevin Grijak*	.349	.427	.589	1.016	46	146	29	51	8	0	9	33	1	0	18	15	86	4	0	3
Kevin Haverbusch	.375	.429	.488	.917	46	168	28	63	10	0	3	29	1	3	13	20	82	3	0	0
Jason Haynie*	.000	.111	.000	.111	17	8	0	0	0	0	0	0	0	0	1	5	0	0	1	0
Alex Hernandez*	.259	.317	.392	.708	115	452	62	117	22	7	8	48	11	4	41	81	177	0	5	6
Elvin Hernandez	.154	.154	.154	.308	27	13	0	2	0	0	0	1	0	0	0	5	2	0	0	0
Elinton Jasco	.240	.296	.400	.696	8	25	3	6	0	2	0	2	0	1	2	4	10	0	0	0
Garrett Long	.296	.373	.327	.699	28	98	14	29	3	0	0	8	1	0	11	27	32	1	0	0
Del Mathews*	.500	.500	1.000	1.500	22	2	0	1	1	0	0	1	0	0	0	1	2	0	0	0
Sam McConnell*	.000	.500	.000	.500	2	1	0	0	0	0	0	0	0	0	1	0	0	0	0	0
Warren Morris*	.331	.419	.523	.942	44	151	28	50	8	3	5	30	5	2	24	34	79	1	0	3
Brian O'Connor*	.143	.200	.143	.343	14	14	3	2	0	0	0	1	0	0	1	8	2	0	0	0
Miguel Ojeda	.155	.210	.241	.451	18	58	4	9	2	0	1	4	0	0	3	12	14	1	2	0
Charles Peterson	.267	.321	.412	.733	86	296	41	79	17	1	8	40	16	9	24	53	122	0	2	1
Jason Phillips	.118	.211	.118	.328	25	17	2	2	0	0	0	2	0	0	2	4	2	0	6	0
Kevin Pickford*	.444	.444	.889	1.333	13	9	3	4	1	0	1	2	0	0	0	1	8	0	0	0
Jose Reyes	.189	.211	.405	.616	11	37	5	7	0	1	2	7	1	1	1	9	15	0	0	0
Tony Runion	1.000	1.000	2.000	3.000	7	1	1	1	1	0	0	1	0	0	0	0	2	0	0	0
Tracy Sanders*	.234	.404	.491	.895	113	342	69	80	18	2	22	70	3	4	97	86	168	5	0	7
T.J. Staton*	.300	.375	.480	.855	63	223	37	67	17	1	7	48	6	4	25	52	107	3	0	2
Doug Strange#	.357	.438	.357	.795	4	14	4	5	0	0	0	0	0	0	2	1	5	0	0	0
Jon Sweet*	.227	.297	.307	.603	77	238	24	54	11	1	2	44	1	2	20	18	73	7	4	8
Jason Temple	.000	.000	.000	.000	20	1	0	0	0	0	0	0	0	0	0	1	0	0	0	0
Steve Thobe	.156	.257	.240	.497	52	154	15	24	7	0	2	15	2	1	20	45	37	2	0	3
Kevin Tolar	.000	.000	.000	.000	43	3	0	0	0	0	0	0	0	0	0	1	0	0	0	0
Craig Wilson	.331	.399	.507	.906	45	148	20	49	11	0	5	21	4	1	14	32	75	4	0	2
Chris Wimmer	.271	.335	.326	.660	59	218	28	59	7	1	1	20	15	8	20	32	71	4	1	6
45 Players	.271	.355	.407	.761	139	4626	706	1255	239	35	106	626	125	66	571	911	1882	59	43	59

EAST DIVISION	AFF	W	L	PCT	GB	WEST DIVISION	AFF	W	L	PCT	GB
Jacksonville Suns	DET	86	54	.614	--	Mobile BayBears	SDP	86	54	.614	--
Knoxville Smokies	TOR	71	69	.507	15.0	Huntsville Stars	OAK	72	68	.514	14.0
Orlando Rays	SEA	67	71	.486	18.0	Chattanooga Lookouts	CIN	65	73	.471	20.0
Greenville Braves	ATL	67	72	.482	18.5	West Tenn Diamond Jaxx	CHC	66	74	.471	20.0
Carolina Mudcats	PIT	59	80	.424	26.5	Birmingham Barons	CHW	58	82	.414	28.0

### PLAYERS WHO PLAYED IN MAJOR LEAGUE BASEBALL

Played in the Majors: Bronson Arroyo, Emil Brown, Carlos Crawford, Kane Davis, Luis Figueroa, Alex Hernandez, Sam McConnell, Warren Morris, Brian O'Connor, Miguel Ojeda, Jason Phillips, Kevin Pickford, Ricardo Rincon, Doug Strange, Kevin Tolar, Marc Wilkins, Craig Wilson

### CAROLINA MUDCATS TEAM PITCHING

PLAYER	W	L	ERA	G	GS	GF	CG	SHO	SV	IP	H	R	ER	HR	BB	SO	HBP	WP	WHIP
Paul Ah Yat*	5	5	3.63	13	13	0	1	0	0	84.1	84	43	34	10	21	60	2	6	1.25
Bronson Arroyo	9	8	5.46	23	22	0	1	0	0	127.0	158	91	77	18	51	90	3	7	1.65
Tony Beasley	0	0	9.00	1	0	1	0	0	0	1.0	3	1	1	0	0	0	0	0	3.00
Chad Brown*	0	2	3.66	24	0	10	0	0	0	32.0	30	13	13	0	17	21	4	3	1.47
Todd Bussa	0	2	11.74	6	0	5	0	0	0	7.2	11	12	10	0	7	6	2	1	2.35
Gino Caruso*	0	1	11.12	3	0	2	0	0	0	5.2	10	8	7	0	2	8	1	0	2.12
Chris Corn	2	2	5.48	8	7	1	0	0	0	46.0	61	31	28	8	14	26	2	4	1.63
Carlos Crawford	0	0	6.55	6	0	2	0	0	0	11.0	17	8	8	1	3	9	2	1	1.82
Dave Daniels	4	3	2.97	35	0	32	0	0	16	39.1	34	15	13	0	16	37	2	2	1.27
Kane Davis	1	11	9.24	18	16	0	0	0	0	74.0	102	84	76	12	38	39	7	10	1.89
Mariano De Los Santos	1	2	5.59	10	1	4	0	0	1	19.1	13	12	12	0	12	15	1	3	1.29
John Dillinger	0	1	14.29	4	0	0	0	0	0	5.2	11	9	9	4	4	4	2	0	2.65
Roger Doman	0	1	7.40	10	1	2	0	0	0	20.2	29	20	17	5	8	12	0	1	1.79
Dave Evans	5	4	5.24	26	3	6	0	0	0	56.2	56	36	33	8	30	52	0	8	1.52
Ken Giard	6	5	2.62	42	0	25	0	0	6	58.1	33	24	17	4	37	56	3	4	1.20
Kevin Grijak	0	0	27.00	1	0	1	0	0	0	1.0	4	3	3	1	1	1	0	0	5.00
Mike Halperin*	0	0	0.00	1	0	0	0	0	0	0.2	1	0	0	0	1	0	0	0	3.00
Jason Haynie*	5	3	3.50	17	15	0	0	0	0	79.2	82	37	31	8	28	44	4	3	1.38
Elvin Hernandez	3	6	5.72	27	13	2	0	0	0	102.1	127	73	65	14	31	67	2	5	1.54
Jeff Kelly*	0	0	0.00	1	0	0	0	0	0	1.0	1	0	0	0	0	0	1	0	1.00
Del Mathews*	2	0	2.34	22	0	8	0	0	1	42.1	36	14	11	2	17	36	3	1	1.25
Sam McConnell*	0	1	4.50	2	1	0	0	0	0	12.0	15	7	6	2	3	5	0	0	1.50
Brian O'Connor*	2	4	8.25	14	13	0	0	0	0	64.1	86	65	59	11	53	41	3	12	2.16
Jason Phillips	7	13	4.71	25	25	0	1	1	0	151.0	161	89	79	14	52	114	9	10	1.41
Kevin Pickford*	5	1	3.90	13	8	2	1	0	0	57.2	48	26	25	7	15	43	3	2	1.09
Ricardo Rincon*	0	0	6.00	2	0	2	0	0	0	3.0	5	2	2	1	2	1	0	0	2.33
Tony Runion	1	2	4.82	7	0	6	0	0	0	9.1	11	7	5	0	7	11	0	1	1.93
Curtis Shaw*	0	1	9.95	3	1	2	0	0	0	6.1	10	8	7	0	6	2	0	0	2.53
Jason Temple	0	0	10.27	20	0	6	0	0	0	23.2	23	29	27	4	36	11	4	6	2.49
Kevin Tolar*	1	2	2.22	42	0	15	0	0	1	48.2	35	12	12	1	33	48	2	1	1.40
Marc Wilkins	0	0	4.50	2	0	1	0	0	0	2.0	1	1	1	1	0	4	0	0	0.50
<b>31 Players</b>	<b>59</b>	<b>80</b>	<b>5.19</b>	<b>139</b>	<b>139</b>	<b>135</b>	<b>4</b>	<b>6</b>	<b>25</b>	<b>1193.2</b>	<b>1298</b>	<b>780</b>	<b>688</b>	<b>136</b>	<b>545</b>	<b>863</b>	<b>62</b>	<b>91</b>	<b>1.54</b>

**Classification:** Double-A**Affiliation:** Colorado Rockies (NL)**League:** Southern League (East Division)**Record:** 60-80, 1st: 31-39, 2nd: 29-41**Playoffs:** Did not qualify**Manager:** Jay Loviglio**Pitching Coach:** Jerry Cram**Hitting Coach:** Theron Todd

## CAROLINA MUDCATS TEAM BATTING

PLAYER	AVG	OBP	SLG	OPS	G	AB	R	H	2B	3B	HR	RBI	SB	CS	BB	SO	TB	HBP	SH	SF
Brian Anthony*	.222	.270	.409	.680	64	171	20	38	9	1	7	20	1	2	11	39	70	1	0	2
Roger Bailey	.000	.000	.000	.000	4	4	0	0	0	0	0	0	0	0	0	1	0	0	1	0
Rod Bair	.303	.358	.483	.841	125	472	70	143	34	6	13	81	14	12	28	78	228	16	0	6
Blake Barthol	.280	.356	.429	.785	96	322	41	90	18	3	8	27	0	1	32	62	138	7	5	1
Mike Berry	.242	.303	.392	.695	90	306	36	74	15	2	9	38	0	2	26	61	120	2	0	3
Bobby Bevel*	.000	.000	.000	.000	49	2	1	0	0	0	0	0	0	0	0	0	0	0	1	0
Jason Brester*	.000	.000	.000	.000	11	10	0	0	0	0	0	0	0	0	0	5	0	0	1	0
Tarrick Brock*	.248	.363	.399	.762	66	218	40	54	10	1	7	23	7	4	39	67	87	1	1	1
John Cotton	.282	.328	.521	.849	42	163	27	46	9	0	10	21	0	1	10	48	85	1	0	0
Scott DeWitt	.500	.500	.500	1.000	45	2	0	1	0	0	0	0	0	0	0	0	1	0	0	0
Dave Feuerstein	.220	.271	.282	.553	101	287	27	63	9	3	1	18	6	2	18	43	81	3	1	2
Luther Hackman	.133	.222	.267	.489	11	15	1	2	2	0	0	2	0	0	2	5	4	0	0	1
Chad Hartvigson*	.000	.000	.000	.000	30	1	0	0	0	0	0	0	0	0	0	0	0	0	0	0
Ryan Jacobs	.167	.167	.222	.389	28	18	1	3	1	0	0	1	0	0	0	5	4	0	1	0
Brian Keck	.200	.368	.333	.702	5	15	0	3	0	1	0	2	2	1	4	3	5	0	0	0
Chris Kirgan	.222	.309	.369	.678	133	474	55	105	27	2	13	84	1	0	60	115	175	2	0	4
Tal Light	.185	.251	.359	.610	80	259	26	48	18	0	9	30	0	3	16	121	93	7	1	1
Doug Livingston	.202	.276	.261	.537	43	119	11	24	2	1	1	9	4	2	13	24	31	0	3	2
Jose Malave	.274	.349	.562	.911	44	146	21	40	10	1	10	26	0	1	16	28	82	2	0	2
Chandler Martin	.122	.143	.146	.289	27	41	1	5	1	0	0	0	0	0	1	12	6	0	3	0
Elvis Pena#	.301	.391	.419	.809	110	356	57	107	24	6	2	31	21	6	48	64	149	6	8	2
Ben Petrick	.309	.388	.588	.976	20	68	18	21	5	1	4	22	3	1	9	15	40	1	0	2
Matt Raleigh	.209	.345	.383	.728	48	115	13	24	8	0	4	12	0	0	23	60	44	1	1	0
Scott Randall	.133	.133	.133	.267	16	15	2	2	0	0	0	0	0	0	0	5	2	0	3	0
Kevin Rawitzer*	.500	.667	.500	1.167	33	2	1	1	0	0	0	0	0	0	1	0	1	0	2	0
Chris Roberts	.182	.182	.182	.364	44	11	2	2	0	0	0	1	0	0	0	5	2	0	2	0
Rich Robertson*	.167	.167	.167	.333	11	12	2	2	0	0	0	0	0	0	0	2	2	0	0	0
Mike Rossiter	.000	.000	.000	.000	16	1	0	0	0	0	0	0	0	0	0	1	0	0	0	0
Juan Sosa	.276	.318	.384	.701	125	490	70	135	22	5	7	42	38	15	31	65	188	2	5	6
Mike Vavrek*	.000	.200	.000	.200	10	4	1	0	0	0	0	0	0	0	1	0	0	0	2	0
Gilbert Vidal	.240	.288	.349	.637	45	129	10	31	8	0	2	12	0	0	8	30	45	1	3	1
Doug Walls*	.480	.464	.520	.984	26	25	4	12	1	0	0	5	0	0	1	3	13	0	2	2
Pat Watkins	.298	.357	.420	.776	88	312	38	93	27	1	3	40	6	5	24	49	131	6	1	3
Mark Zamarripa	.000	.333	.000	.333	5	2	1	0	0	0	0	0	0	0	1	1	0	0	0	0
<b>34 Players</b>	<b>.255</b>	<b>.323</b>	<b>.398</b>	<b>.721</b>	<b>140</b>	<b>4587</b>	<b>597</b>	<b>1169</b>	<b>260</b>	<b>34</b>	<b>110</b>	<b>547</b>	<b>103</b>	<b>58</b>	<b>423</b>	<b>1017</b>	<b>1827</b>	<b>59</b>	<b>47</b>	<b>41</b>

## SOUTHERN LEAGUE STANDINGS

EAST DIVISION					WEST DIVISION						
AFF	W	L	PCT	GB	AFF	W	L	PCT	GB		
Jacksonville Suns	DET	75	66	.532	--	West Tenn Diamond Jaxx	CHC	84	57	.596	--
Knoxville Smokies	TOR	71	69	.507	3.5	Chattanooga Lookouts	CIN	78	62	.557	5.5
Orlando Rays	TBD	70	68	.507	3.5	Birmingham Barons	CHW	73	67	.521	10.5
<b>Carolina Mudcats</b>	<b>COL</b>	<b>60</b>	<b>80</b>	<b>.429</b>	<b>14.5</b>	Mobile BayBears	SDP	66	73	.475	17.0
Greenville Braves	ATL	58	80	.420	15.5	Huntsville Stars	MIL	64	77	.454	20.0

## PLAYERS WHO PLAYED IN MAJOR LEAGUE BASEBALL

Roger Bailey, Tarrik Brock, Lariel Gonzalez, Luther Hackman, David Lee, Jose Malave, Elvis Pena, Ben Petrick, Scott Randall, Rich Robertson, Juan Sosa, Pat Watkins

## CAROLINA MUDCATS TEAM PITCHING

PLAYER	W	L	ERA	G	GS	GF	CG	SHO	SV	IP	H	R	ER	HR	BB	SO	HBP	WP	WHIP
Roger Bailey	0	3	7.00	4	4	0	0	0	0	18.0	21	16	14	2	10	14	2	2	1.72
Bobby Bevel*	3	7	4.43	48	0	22	0	0	7	67.0	70	37	33	7	27	58	2	9	1.45
Jason Brester*	2	6	5.76	11	11	0	0	0	0	59.1	71	45	38	8	26	44	2	3	1.64
Anthony Briggs	0	1	11.25	4	0	1	0	0	0	4.0	7	5	5	0	4	4	0	0	2.75
Luis Colmenares	0	0	8.10	8	0	1	0	0	0	10.0	16	9	9	2	8	10	0	1	2.40
Scott DeWitt*	1	2	3.92	45	0	15	0	0	2	66.2	84	34	29	2	21	65	4	6	1.58
Lariel Gonzalez	2	1	5.29	30	0	24	0	0	14	34.0	39	27	20	4	22	41	1	8	1.79
Luther Hackman	4	3	4.04	11	10	0	0	0	0	62.1	53	33	28	4	28	50	4	4	1.30
Chad Hartvigson*	0	5	6.28	30	0	17	0	0	1	43.0	48	35	30	6	11	32	0	1	1.37
Ryan Jacobs*	6	12	5.29	28	21	2	1	0	0	114.0	120	76	67	10	68	89	8	5	1.65
David Lee	0	0	1.04	16	0	15	0	0	10	17.1	8	3	2	1	3	16	1	0	0.64
Chandler Martin	13	8	3.78	27	27	0	2	1	0	164.1	153	82	69	14	63	130	14	11	1.31
Scott Randall	5	8	3.43	16	16	0	3	1	0	99.2	101	52	38	6	34	102	8	3	1.36
Kevin Rawitzer*	3	2	3.60	33	4	8	0	0	1	70.0	73	33	28	5	26	54	4	3	1.41
Chris Roberts*	5	4	3.78	43	1	17	0	0	1	81.0	76	46	34	10	36	52	6	3	1.38
Rich Robertson*	3	2	3.21	11	7	2	0	0	0	47.2	48	20	17	3	16	42	4	2	1.34
Mike Rossiter	0	1	2.08	16	0	8	0	0	2	21.2	11	5	5	0	9	24	1	2	0.92
Mike Vavrek*	1	5	7.38	10	9	0	0	0	0	46.1	71	42	38	11	19	41	0	8	1.94
Doug Walls	10	9	3.65	26	26	0	2	1	0	150.1	159	74	61	14	44	140	4	6	1.35
Mark Zamarripa	2	1	4.43	5	4	0	0	0	0	20.1	20	11	10	0	14	12	2	1	1.67
<b>20 Players</b>	<b>60</b>	<b>80</b>	<b>4.32</b>	<b>140</b>	<b>140</b>	<b>132</b>	<b>8</b>	<b>7</b>	<b>38</b>	<b>1197.0</b>	<b>1249</b>	<b>685</b>	<b>575</b>	<b>109</b>	<b>489</b>	<b>1020</b>	<b>67</b>	<b>78</b>	<b>1.45</b>



**Classification:** Double-A

**Affiliation:** Colorado Rockies (NL)

**League:** Southern League (East Division)

**Record:** 64-75, 1st: 34-36, 2nd: 30-39

**Playoffs:** Did not qualify

**Manager:** Ron Gideon

**Pitching Coach:** Jerry Cram

**Hitting Coach:** Theron Todd

**CAROLINA MUDCATS TEAM BATTING**

PLAYER	AVG	OBP	SLG	OPS	G	AB	R	H	2B	3B	HR	RBI	SB	CS	BB	SO	TB	HBP	SH	SF
Robert Averette	.000	.200	.000	.200	5	4	0	0	0	0	0	0	0	0	1	1	0	0	0	0
Rod Bair	.169	.299	.270	.569	27	89	13	15	6	0	1	6	1	2	12	16	24	5	0	1
Heath Bost	.500	.500	.500	1.000	6	2	1	1	0	0	0	0	0	0	0	0	1	0	0	0
Shawn Chacon	.217	.280	.391	.671	28	23	4	5	1	0	1	2	0	0	2	5	9	0	2	0
Javier Colina	.217	.292	.263	.555	130	429	34	93	12	1	2	35	5	2	44	81	113	3	10	4
Jason Dewey	.226	.311	.387	.698	96	318	29	72	24	0	9	44	1	3	34	101	123	6	6	2
Scott DeWitt	.333	.333	.333	.667	34	3	0	1	0	0	0	0	0	0	0	0	1	0	1	0
Mark DiFelice	.056	.150	.111	.261	23	18	2	1	1	0	0	1	0	0	2	11	2	0	0	0
Randey Dorame*	1.000	1.000	1.000	2.000	2	1	0	1	0	0	0	0	0	0	0	0	1	0	0	0
Jamie Emiliano	.500	.500	.500	1.000	47	2	0	1	0	0	0	0	0	0	0	1	1	0	1	0
Jody Gerut*	.285	.405	.414	.819	109	362	48	103	32	3	3	57	18	11	76	54	150	2	1	7
Kevin Gibbs#	1.000	1.000	1.000	2.000	1	1	0	1	0	0	0	0	0	0	0	0	1	0	0	0
Steve Goodell	.258	.406	.467	.873	76	229	39	59	13	1	11	42	2	1	48	48	107	10	0	1
Craig House	.000	.000	.000	.000	18	1	0	0	0	0	0	0	0	0	0	0	0	0	0	0
Norm Hutchins#	.242	.306	.359	.666	77	281	31	68	13	4	4	29	19	6	21	69	101	6	3	2
Jason Jennings*	.143	.143	.143	.286	6	7	0	1	0	0	0	0	0	0	0	0	1	0	1	0
Josh Kalinowski*	.000	.000	.000	.000	6	5	0	0	0	0	0	0	0	0	0	4	0	0	0	0
Brian Keck	.261	.326	.365	.691	63	203	22	53	10	1	3	28	9	5	18	44	74	3	6	3
Mac Mackiewitz*	.267	.353	.300	.653	10	30	2	8	1	0	0	1	0	0	3	5	9	1	0	0
Chandler Martin	.000	.250	.000	.250	4	3	0	0	0	0	0	0	0	0	1	1	0	0	0	0
Belvani Martinez	.249	.277	.335	.612	115	406	50	101	18	4	3	36	25	10	11	63	136	5	6	0
Justin Mashore	.233	.327	.372	.699	17	43	4	10	1	1	1	4	2	1	4	8	16	2	0	0
Steve Matcuk	.000	.000	.000	.000	5	2	0	0	0	0	0	0	0	0	0	0	0	0	0	0
Walt McKeel	.225	.336	.396	.732	72	227	29	51	15	0	8	26	3	3	31	45	90	8	2	2
Mike Meggers	.178	.244	.357	.601	47	157	12	28	7	0	7	19	0	0	13	51	56	1	1	1
David Moraga*	.000	.000	.000	.000	8	7	0	0	0	0	0	0	0	0	0	2	0	0	0	0
Elvis Pena#	.300	.399	.382	.780	126	477	92	143	16	7	3	37	48	13	69	76	182	10	4	1
Juan Pierre*	.326	.376	.380	.757	107	439	63	143	16	4	0	32	46	12	33	26	167	5	8	4
Mike Porzio*	.000	.063	.000	.063	20	15	0	0	0	0	0	0	0	0	1	8	0	0	0	0
Ryan Price	.077	.077	.077	.154	20	13	0	1	0	0	0	0	0	0	0	10	1	0	3	0
Dan Ramirez	.257	.285	.304	.589	110	382	40	98	8	2	2	39	17	13	14	89	116	3	11	4
Mike Saipe	.000	.000	.000	.000	4	2	0	0	0	0	0	0	0	0	0	0	0	0	0	0
Todd Sears	.301	.434	.492	.926	86	299	54	90	21	0	12	72	12	3	72	76	147	2	0	5
Ryan Seifert	.000	.000	.000	.000	32	5	0	0	0	0	0	0	0	0	0	3	0	0	0	0
Jeff Sexton	.000	.000	.000	.000	17	7	0	0	0	0	0	0	0	0	0	3	0	0	1	0
Jim Stoops	.000	.000	.000	.000	33	2	0	0	0	0	0	0	0	0	0	1	0	0	0	0
Gilbert Vidal	.071	.188	.071	.259	9	14	1	1	0	0	0	0	0	0	2	5	1	0	0	0
37 Players	.255	.338	.362	.699	139	4508	570	1149	215	28	70	510	208	85	512	907	1630	72	67	37

## SOUTHERN LEAGUE STANDINGS

EAST DIVISION					WEST DIVISION						
AFF	W	L	PCT	GB	AFF	W	L	PCT	GB		
Tennessee Smokies	TOR	71	69	.507	--	West Tenn Diamond Jaxx	CHC	80	58	.580	--
Jacksonville Suns	DET	69	71	.493	2	Birmingham Barons	CHW	77	63	.550	4
Greenville Braves	ATL	68	71	.489	2.5	Chattanooga Lookouts	CIN	70	68	.507	10
Orlando Rays	TBD	65	71	.478	4	Mobile BayBears	SDP	66	73	.475	14.5
Carolina Mudcats	COL	64	75	.460	6.5	Huntsville Stars	MIL	64	75	.460	16.5

## PLAYERS WHO PLAYED IN MAJOR LEAGUE BASEBALL

Shawn Chacon, Tim Christman, Mark DiFelice, Jody Gerut, Craig House, Jason Jennings, Walt McKeel, David Moraga, Elvis Pena, Juan Pierre, Mike Porzio, Mike Saipe, Todd Sears, Jim Stoops, Jeff Tabaka

## CAROLINA MUDCATS TEAM PITCHING

PLAYER	W	L	ERA	G	GS	GF	CG	SHO	SV	IP	H	R	ER	HR	BB	SO	HBP	WP	WHIP
Robert Averette	1	3	3.19	5	5	0	0	0	0	31.0	25	12	11	3	10	29	1	2	1.13
Heath Bost	1	0	1.00	6	0	1	0	0	0	9.0	6	2	1	1	2	10	0	0	0.89
Brian Brantley	0	0	13.50	1	0	0	0	0	0	4.0	7	6	6	0	4	4	0	1	2.75
Shawn Chacon	10	10	3.16	27	27	0	4	3	0	173.2	151	71	61	10	85	172	9	16	1.36
Tim Christman*	0	0	2.53	8	0	3	0	0	0	10.2	6	3	3	0	7	13	2	0	1.22
Scott DeWitt*	5	2	3.16	34	0	12	0	0	1	51.1	44	22	18	5	19	36	7	4	1.23
Mark DiFelice	7	5	3.59	23	22	0	2	0	0	133.0	152	58	53	15	19	98	0	2	1.29
Randey Dorame*	0	2	5.06	2	2	0	0	0	0	10.2	7	6	6	3	4	9	2	0	1.03
Jamie Emiliano	3	4	2.64	47	0	11	0	0	2	58.0	52	27	17	1	23	37	4	3	1.29
Craig House	0	2	3.80	18	0	14	0	0	9	21.1	14	11	9	0	15	28	0	6	1.36
Jason Jennings	1	3	3.44	6	6	0	0	0	0	36.2	32	19	14	4	11	33	0	1	1.17
Josh Kalinowski*	1	3	6.23	6	6	0	0	0	0	26.0	30	22	18	0	12	27	1	2	1.62
Chandler Martin	0	3	3.91	4	4	0	1	0	0	23.0	27	10	10	1	11	10	1	1	1.65
Steve Matcuk	1	0	7.00	5	1	1	0	0	0	18.0	25	14	14	1	10	6	4	2	1.94
David Moraga*	3	3	1.06	8	8	0	3	0	0	59.1	52	18	7	3	11	53	3	2	1.06
Mike Porzio*	7	4	3.41	20	18	2	1	1	0	121.1	111	53	46	11	31	90	5	5	1.17
Ryan Price	6	7	6.17	20	18	1	0	0	0	86.0	86	69	59	5	76	67	8	25	1.88
Mike Saipe	1	3	5.47	4	4	0	1	0	0	26.1	29	17	16	2	12	13	1	1	1.56
Ryan Seifert	3	6	4.05	32	9	8	0	0	0	97.2	97	49	44	6	37	95	4	3	1.37
Jeff Sexton	5	4	5.08	17	9	5	0	0	1	67.1	78	41	38	3	31	58	2	4	1.62
Jim Stoops	5	3	2.75	33	0	15	0	0	2	52.1	37	20	16	3	33	47	5	4	1.34
Jeff Tabaka*	0	0	1.93	9	0	4	0	0	0	9.1	7	2	2	0	1	7	0	1	0.86
Jeff Taglienti	1	1	1.46	10	0	9	0	0	0	12.1	9	4	2	1	3	7	0	0	0.97
Travis Thompson	3	7	6.33	50	0	41	0	0	17	58.1	70	44	41	8	30	43	7	4	1.71
Mike Vavrek*	0	0	16.88	1	0	0	0	0	0	2.2	8	5	5	1	3	0	0	0	4.13
<b>25 Players</b>	<b>64</b>	<b>75</b>	<b>3.86</b>	<b>139</b>	<b>139</b>	<b>127</b>	<b>12</b>	<b>6</b>	<b>32</b>	<b>1199.1</b>	<b>1162</b>	<b>605</b>	<b>515</b>	<b>87</b>	<b>500</b>	<b>992</b>	<b>66</b>	<b>89</b>	<b>1.39</b>



**Classification:** Double-A  
**Affiliation:** Colorado Rockies (NL)  
**League:** Southern League (East Division)  
**Record:** 62-76, 1st: 31-39, 2nd: 31-37

**Playoffs:** Did not qualify  
**Manager:** Ron Gideon  
**Pitching Coach:** Bryn Smith  
**Hitting Coach:** Theron Todd

CAROLINA MUDCATS TEAM BATTING																					
PLAYER	AVG	OBP	SLG	OPS	G	AB	R	H	2B	3B	HR	RBI	SB	CS	BB	SO	TB	HBP	SH	SF	
Rod Bair	.253	.290	.377	.667	72	273	25	69	13	0	7	31	5	6	10	49	103	6	4	4	
Josh Bard#	.258	.359	.387	.746	35	124	14	32	13	0	1	24	0	1	19	23	48	1	1	1	
Brian Brantley	.000	.000	.000	.000	14	1	0	0	0	0	0	0	0	0	1	0	0	0	0	0	
Kevin Burford*	.289	.377	.419	.796	101	363	51	105	21	4	6	35	4	1	45	79	152	8	0	3	
Ryan Cameron	.000	.133	.000	.133	18	13	1	0	0	0	0	0	0	0	2	6	0	0	3	0	
Bubba Carpenter*	.230	.342	.330	.672	32	100	12	23	7	0	1	12	3	1	16	17	33	1	0	0	
Javier Colina	.042	.042	.042	.083	7	24	0	1	0	0	0	2	0	1	0	10	1	0	1	0	
Chuck Crowder*	.053	.182	.053	.234	33	19	3	1	0	0	0	1	0	0	3	12	1	0	2	0	
Jason Dewey	.239	.307	.387	.694	71	243	24	58	21	0	5	27	1	0	23	78	94	2	1	2	
Scott DeWitt	.375	.375	.375	.750	43	8	1	3	0	0	0	0	0	0	2	3	0	1	0	0	
Mark DiFelice	.400	.500	.500	1.000	19	10	2	4	1	0	0	1	0	0	3	2	5	0	5	1	
Randey Dorame*	.000	.000	.000	.000	5	5	0	0	0	0	0	0	0	0	0	3	0	0	1	0	
Jamie Emiliano	.000	.250	.000	.250	50	3	1	0	0	0	0	0	0	0	1	3	0	0	1	0	
Chone Figgins#	.220	.306	.310	.616	86	332	41	73	14	5	2	25	27	8	40	73	103	2	6	2	
Luke Hudson	.143	.172	.286	.458	29	28	2	4	1	0	1	4	0	0	1	8	8	0	3	0	
Jason Jennings*	.222	.222	.333	.556	4	9	1	2	1	0	0	0	0	0	0	1	3	0	0	0	
Josh Kalinowski*	.222	.276	.296	.572	25	27	2	6	2	0	0	2	0	0	1	10	8	1	1	0	
Brian Keck	.263	.307	.352	.659	100	327	35	86	15	1	4	41	12	5	22	46	115	1	7	5	
Ryan Kibler	.250	.333	.500	.833	8	12	1	3	0	0	1	3	0	0	2	5	6	0	1	1	
Hector Kuilan	.186	.239	.302	.541	12	43	3	8	2	0	1	3	0	0	3	6	13	0	0	0	
David Lamb#	.272	.361	.380	.740	82	287	32	78	16	0	5	32	2	3	37	39	109	4	11	2	
Luis Landaeta*	.282	.327	.373	.700	66	241	27	68	11	4	1	23	8	6	16	27	90	1	2	2	
Belvani Martinez	.260	.287	.377	.663	115	430	46	112	21	7	5	37	29	13	7	59	162	10	11	3	
Justin Mashore	.250	.296	.390	.685	57	172	21	43	12	0	4	23	4	3	11	42	67	1	1	2	
Walt McKeel	.221	.384	.382	.766	24	68	11	15	2	0	3	9	0	0	14	14	26	4	3	0	
Mike Murphy	.263	.368	.366	.734	114	410	57	108	19	1	7	43	21	5	62	114	150	8	1	4	
Jimmy Osting	1.000	1.000	1.000	2.000	1	1	2	1	0	0	0	0	0	0	1	0	1	0	0	0	
Ryan Owens	.268	.378	.390	.769	111	392	66	105	20	2	8	47	12	4	63	107	153	8	1	2	
J.R. Phillips*	.294	.364	.563	.927	31	119	18	35	8	0	8	23	0	1	12	33	67	1	0	0	
Jeff Powers*	.190	.253	.238	.491	30	84	5	16	2	1	0	5	0	1	6	12	20	1	3	0	
Scott Randall	.000	.000	.000	.000	1	2	0	0	0	0	0	0	0	0	0	0	0	0	0	0	
Scott Seal*	.204	.332	.317	.649	70	186	24	38	7	1	4	26	2	2	33	34	59	4	4	3	
Ryan Seifert	.250	.250	.300	.550	34	20	0	5	1	0	0	0	0	0	0	9	6	0	1	0	
Mike Stoner	.265	.343	.387	.730	45	155	25	41	7	3	2	27	0	0	14	19	60	5	2	1	
Doug Thompson	.333	.333	.333	.667	26	3	0	1	0	0	0	0	0	0	0	2	1	0	0	0	
Mark Thompson	.200	.250	.267	.517	10	15	0	3	1	0	0	0	0	0	0	6	4	1	1	0	
Travis Thompson	.250	.250	.250	.500	28	4	0	1	0	0	0	0	0	0	0	1	0	0	0	0	
Juan Uribe	.231	.231	.308	.538	3	13	1	3	1	0	0	1	1	0	0	4	4	0	0	0	
Jase Wrigley	.333	.750	.333	1.083	47	3	1	1	0	0	0	0	0	0	5	2	1	0	0	0	
39 Players	.252	.329	.367	.696	138	4569	555	1152	239	29	76	507	131	61	472	957	1677	70	79	38	

## SOUTHERN LEAGUE STANDINGS

EAST DIVISION	AFF	W	L	PCT	GB	WEST DIVISION	AFF	W	L	PCT	GB
Jacksonville Suns	LAD	83	56	.597	--	Birmingham Barons	CHW	80	60	.571	--
Chattanooga Lookouts	CIN	72	67	.518	11	Tennessee Smokies	TOR	80	60	.571	--
<b>Carolina Mudcats</b>	<b>COL</b>	<b>62</b>	<b>76</b>	<b>.449</b>	<b>20.5</b>	Huntsville Stars	MIL	75	63	.543	4
Greenville Braves	ATL	60	79	.432	23	Mobile BayBears	SDP	65	73	.471	14
Orlando Rays	TBD	59	81	.421	24.5	West Tenn Diamond Jaxx	CHC	59	80	.424	20.5

## PLAYERS WHO PLAYED IN MAJOR LEAGUE BASEBALL

Josh Bard, Bubba Carpenter, Mark DiFelice, Chone Figgins, Luke Hudson, Jason Jennings, David Lamb, Walt McKeel, Jimmy Osting, J.R. Phillips, Scott Randall, Mark Thompson, Juan Uribe

## CAROLINA MUDCATS TEAM PITCHING

PLAYER	W	L	ERA	G	GS	GF	CG	SHO	SV	IP	H	R	ER	HR	BB	SO	HBP	WP	WHIP
Brian Brantley	0	2	7.36	14	0	11	0	0	0	22.0	31	19	18	1	16	23	0	3	2.14
Ryan Cameron	7	6	5.22	18	13	1	0	0	0	89.2	112	64	52	10	45	74	4	4	1.75
Chuck Crowder*	6	6	5.35	32	14	3	0	0	0	101.0	126	64	60	7	63	71	7	8	1.87
Scott DeWitt*	2	6	3.57	43	1	17	0	0	1	63.0	66	36	25	5	28	52	7	1	1.49
Mark DiFelice	6	4	3.15	19	18	0	2	1	0	123.0	108	47	43	13	23	98	3	1	1.07
Randey Dorame*	0	4	4.82	5	5	0	0	0	0	28.0	33	17	15	3	6	17	0	1	1.39
Jamie Emiliano	3	6	3.34	50	0	25	0	0	2	64.2	56	29	24	4	30	38	6	1	1.33
Cam Esslinger	1	1	4.93	40	0	29	0	0	16	42.0	32	26	23	0	31	51	2	8	1.50
Luke Hudson	7	12	4.20	29	28	0	1	0	0	165.0	159	90	77	19	68	145	15	18	1.38
Jason Jennings	2	0	2.88	4	4	0	0	0	0	25.0	25	9	8	1	8	24	1	0	1.32
Josh Kalinowski*	7	8	4.06	25	25	0	0	0	0	137.1	151	76	62	15	65	116	5	5	1.57
Ryan Kibler	4	1	2.11	8	8	0	1	1	0	47.0	38	17	11	0	19	41	1	6	1.21
Jimmy Osting*	1	0	1.80	1	1	0	0	0	0	5.0	3	1	1	1	3	3	0	0	1.20
Scott Randall	0	0	0.00	1	1	0	0	0	0	6.0	5	0	0	0	0	3	0	0	0.83
Ryan Seifert	4	6	3.14	33	12	9	1	1	1	103.1	103	42	36	10	28	88	3	2	1.27
Doug Thompson	2	5	3.76	26	0	8	0	0	1	38.1	33	16	16	2	19	33	5	2	1.36
Mark Thompson	3	2	5.06	8	8	0	1	1	0	48.0	43	29	27	4	15	38	8	0	1.21
Travis Thompson	1	1	4.58	28	0	13	0	0	5	37.1	39	20	19	6	13	28	4	5	1.39
Jase Wrigley	6	6	6.30	47	0	16	0	0	2	64.1	93	53	45	4	28	33	2	2	1.88
<b>19 Players</b>	<b>62</b>	<b>76</b>	<b>4.18</b>	<b>138</b>	<b>138</b>	<b>132</b>	<b>6</b>	<b>11</b>	<b>28</b>	<b>1210.0</b>	<b>1256</b>	<b>655</b>	<b>562</b>	<b>105</b>	<b>508</b>	<b>976</b>	<b>73</b>	<b>67</b>	<b>1.46</b>



**Classification:** Double-A  
**Affiliation:** Colorado Rockies (NL)  
**League:** Southern League (East Division)  
**Record:** 65-71, 1st: 40-30, 2nd: 25-41

**Playoffs:** Lost in Semi-Finals  
**Manager:** P.J. Carey  
**Pitching Coach:** Bryn Smith  
**Hitting Coach:** Theron Todd

CAROLINA MUDCATS TEAM BATTING																					
PLAYER	AVG	OBP	SLG	OPS	G	AB	R	H	2B	3B	HR	RBI	SB	CS	BB	SO	TB	HBP	SH	SF	
Garrett Atkins	.271	.345	.406	.751	128	510	71	138	27	3	12	61	6	6	59	77	207	2	0	6	
Robert Averette	.000	.091	.000	.091	11	10	1	0	0	0	0	0	0	0	1	6	0	0	1	0	
Clint Barnes	.272	.329	.436	.765	103	438	62	119	23	2	15	60	15	11	31	72	191	9	2	5	
Ryan Bradley	.000	.000	.000	.000	5	1	0	0	0	0	0	0	0	0	0	1	0	0	0	0	
Brian Brantley	.000	.000	.000	.000	17	1	0	0	0	0	0	0	0	0	0	1	0	0	0	0	
Dean Brueggemann*	.000	.000	.000	.000	34	2	0	0	0	0	0	0	0	0	0	0	0	0	0	0	
Kevin Burford*	.282	.397	.410	.807	77	266	44	75	23	1	3	33	2	6	48	51	109	4	2	2	
Ryan Cameron	.192	.222	.192	.415	37	26	0	5	0	0	0	4	0	0	1	14	5	0	1	0	
Troy Cameron#	.232	.282	.442	.724	28	95	11	22	3	1	5	17	0	0	7	24	42	0	0	1	
Rick Cery	.000	.000	.000	.000	47	2	0	0	0	0	0	1	0	0	0	2	0	0	0	1	
Bobby Chouinard	.000	.000	.000	.000	5	2	0	0	0	0	0	0	0	0	0	1	0	0	0	0	
JD Closser#	.283	.369	.498	.868	95	315	43	89	27	1	13	62	9	3	44	69	157	0	0	1	
Javier Colina	.272	.310	.353	.663	35	136	17	37	6	1	1	17	4	3	7	21	48	1	2	1	
Aaron Cook	.160	.154	.160	.314	14	25	1	4	0	0	0	2	0	0	0	4	4	0	1	1	
Chuck Crowder*	1.000	1.000	1.000	2.000	11	1	0	1	0	0	0	1	0	0	0	0	1	0	2	0	
Jason Dewey	.259	.322	.451	.773	73	255	42	66	22	0	9	44	5	4	24	75	115	1	1	3	
Ashley Freeman	.667	.750	.833	1.583	2	6	2	4	1	0	0	1	2	0	1	1	5	1	0	0	
Choo Freeman	.291	.400	.444	.844	124	430	81	125	18	6	12	64	15	13	64	101	191	15	4	1	
Matt Holliday	.276	.375	.391	.766	130	463	79	128	19	2	10	64	16	2	67	102	181	7	1	1	
Justin Huisman	.000	.000	.000	.000	18	3	0	0	0	0	0	0	0	0	0	2	0	0	1	0	
Brian Keck	.129	.250	.177	.427	24	62	6	8	3	0	0	3	4	0	9	8	11	1	2	0	
Ryan Kibler	.280	.321	.320	.641	25	25	2	7	1	0	0	4	0	0	2	7	8	0	2	1	
Casey Lambert	.200	.333	.300	.633	3	10	1	2	1	0	0	3	0	0	2	3	3	0	0	0	
Chandler Martin	.130	.200	.174	.374	19	23	1	3	1	0	0	1	0	0	2	4	4	0	1	0	
Ryan Owens	.255	.393	.464	.856	39	110	18	28	11	0	4	14	0	1	21	35	51	4	0	0	
Dan Phillips	.220	.269	.310	.580	86	287	27	63	10	5	2	24	9	7	13	70	89	7	2	1	
Rene Reyes#	.292	.339	.475	.813	123	455	64	133	33	4	14	54	10	11	29	69	216	5	2	4	
Matt Roney	.167	.167	.333	.500	13	6	0	1	1	0	0	0	0	0	0	3	2	0	0	0	
Tino Sanchez#	.283	.379	.382	.761	89	272	32	77	16	1	3	27	11	4	43	28	104	0	4	2	
Kevin Sullivan	.182	.250	.182	.432	5	11	0	2	0	0	0	2	0	0	1	2	2	0	0	0	
Seth Taylor	.261	.324	.404	.728	49	161	19	42	14	0	3	27	1	1	14	33	65	1	0	0	
Mike Tejada#	.250	.250	.250	.500	2	8	1	2	0	0	0	0	0	0	2	2	0	0	0	0	
Hector Tena	.125	.125	.125	.250	2	8	0	1	0	0	0	0	0	0	0	3	1	0	0	0	
Doug Thompson	.000	.000	.000	.000	51	4	0	0	0	0	0	1	0	0	0	4	0	0	0	1	
Cory Vance*	.290	.371	.419	.791	27	31	6	9	1	0	1	1	0	0	4	10	13	0	1	0	
Chris Warren#	.215	.299	.356	.655	65	205	31	44	6	1	7	23	2	2	23	60	73	3	5	3	
Jase Wrigley	.000	.333	.000	.333	44	2	1	0	0	0	0	0	0	0	1	2	0	0	0	0	
Colin Young*	1.000	1.000	1.000	2.000	15	1	1	1	0	0	0	0	0	0	0	0	1	0	0	0	
Jason Young	.261	.292	.304	.596	14	23	2	6	1	0	0	3	0	0	1	8	7	0	1	0	
39 Players	.265	.343	.407	.750	136	4691	666	1242	268	28	114	618	111	74	519	975	1908	61	38	35	

## SOUTHERN LEAGUE STANDINGS

EAST DIVISION	AFF	W	L	PCT	GB	WEST DIVISION	AFF	W	L	PCT	GB
Jacksonville Suns	LAD	77	62	.554	--	Birmingham Barons	CHW	79	61	.564	--
Tennessee Smokies	TOR	69	71	.493	8.5	Mobile BayBears	SDP	76	63	.547	2.5
Greenville Braves	ATL	65	69	.485	9.5	West Tenn Diamond Jaxx	CHC	73	67	.521	6.0
Carolina Mudcats	COL	65	71	.478	10.5	Huntsville Stars	MIL	70	69	.504	8.5
Orlando Rays	TBD	58	79	.423	18.0	Chattanooga Lookouts	CIN	60	80	.429	19.0

## PLAYERS WHO PLAYED IN MAJOR LEAGUE BASEBALL

Garrett Atkins, Clint Barmes, Ryan Bradley, Bobby Chouinard, JD Closser, Aaron Cook, Choo Freeman, Matt Holliday, Justin Huisman, Rene Reyes, Matt Roney, Cory Vance, Jason Young

## CAROLINA MUDCATS TEAM PITCHING

PLAYER	W	L	ERA	G	GS	GF	CG	SHO	SV	IP	H	R	ER	HR	BB	SO	HBP	WP	WHIP
Robert Averette	1	6	7.15	11	11	0	1	0	0	61.2	90	58	49	6	22	33	1	1	1.82
Ryan Bradley	1	2	12.38	5	0	1	0	0	0	8.0	13	14	11	2	6	7	1	2	2.38
Brian Brantley	2	3	4.56	17	0	2	0	0	0	23.2	25	12	12	1	12	11	0	3	1.56
Dean Brueggemann*	0	3	6.97	34	0	7	0	0	0	51.2	61	49	40	4	33	36	4	6	1.82
Ryan Cameron	5	7	3.26	37	15	6	0	0	0	118.2	84	55	43	9	55	139	6	9	1.17
Rick Cercy	3	4	5.12	47	0	12	0	0	1	65.0	70	55	37	5	47	75	10	14	1.80
Bobby Chouinard	0	0	0.00	5	0	3	0	0	1	7.0	4	3	0	0	3	10	0	0	1.00
Aaron Cook	7	2	1.42	14	14	0	2	2	0	95.0	73	24	15	4	19	58	5	5	0.97
Chuck Crowder*	2	0	12.27	11	0	3	0	0	1	14.2	18	22	20	2	16	9	1	0	2.32
Fernando De La Cruz	2	5	5.45	31	0	26	0	0	6	33.0	39	25	20	1	15	15	2	6	1.64
Cam Esslinger	0	1	2.57	6	0	5	0	0	2	7.0	6	2	2	0	3	6	3	0	1.29
Justin Huisman	0	3	6.66	18	0	10	0	0	2	24.1	30	22	18	4	12	10	1	2	1.73
Ryan Kibler	7	8	4.91	25	25	0	0	0	0	143.0	158	98	78	6	64	59	15	18	1.55
Chandler Martin	7	4	3.18	19	19	0	1	0	0	113.1	109	48	40	8	34	82	7	7	1.26
Matt Roney	3	6	6.11	13	13	0	0	0	0	70.2	73	52	48	6	33	61	2	2	1.50
Doug Thompson	6	2	4.09	50	0	22	0	0	6	70.1	62	39	32	5	25	68	4	4	1.24
Cory Vance*	10	8	3.77	25	25	0	1	0	0	150.1	142	73	63	8	76	114	2	5	1.45
Jase Wrigley	2	2	2.18	44	0	28	0	0	10	57.2	48	15	14	1	28	31	2	4	1.32
Colin Young*	0	1	1.98	15	0	5	0	0	0	13.2	14	5	3	0	10	14	1	1	1.76
Jason Young	7	4	2.64	14	14	0	1	1	0	88.2	71	30	26	1	30	76	3	0	1.14
<b>20 Players</b>	<b>65</b>	<b>71</b>	<b>4.22</b>	<b>136</b>	<b>136</b>	<b>130</b>	<b>6</b>	<b>7</b>	<b>29</b>	<b>1217.1</b>	<b>1190</b>	<b>701</b>	<b>571</b>	<b>73</b>	<b>543</b>	<b>914</b>	<b>70</b>	<b>89</b>	<b>1.42</b>



**Classification:** Double-A  
**Affiliation:** Florida Marlins (NL)  
**League:** Southern League (East Division)  
**Record:** 80-58, 1st: 42-26, 2nd: 38-42

**Playoffs:** League Champions  
**Manager:** Tracy Woodson  
**Pitching Coach:** Reid Cornelius  
**Hitting Coach:** Paul Sanagorski

CAROLINA MUDCATS TEAM BATTING																						
PLAYER	AVG	OBP	SLG	OPS	G	AB	R	H	2B	3B	HR	RBI	SB	CS	BB	SO	TB	HBP	SH	SF		
Chris Aguila	.320	.384	.499	.883	93	337	58	108	21	3	11	55	6	2	36	67	168	2	2	5		
Chip Ambres	.258	.376	.439	.816	127	380	75	98	23	8	10	55	9	6	72	81	167	2	0	3		
Dennis Anderson#	.282	.364	.436	.800	15	39	2	11	6	0	0	8	1	0	4	5	17	1	1	0		
Chris Ashby	.263	.284	.371	.655	72	240	21	63	12	1	4	31	4	2	6	34	89	2	2	2		
Ryan Baker	.333	.333	.333	.667	44	9	2	3	0	0	0	1	0	0	0	2	3	0	0	0		
Marty Barnett	.000	.000	.000	.000	5	3	0	0	0	0	0	0	0	0	0	1	0	0	1	0		
Denny Bautista	.267	.267	.333	.600	11	15	0	4	1	0	0	3	0	0	0	5	5	0	0	0		
Josh Beckett	-	1.000	-	-	1	0	0	0	0	0	0	0	0	0	1	0	0	0	0	0		
Tommy Bost*	.214	.309	.325	.634	47	126	15	27	2	3	2	11	2	1	17	31	41	2	2	4		
Donnie Bridges	.377	.421	.528	.949	44	53	4	20	8	0	0	7	0	0	4	14	28	0	2	0		
Miguel Cabrera	.365	.429	.609	1.038	69	266	46	97	29	3	10	59	9	4	31	49	162	2	0	4		
Kris Clute	.143	.400	.143	.543	4	7	1	1	0	0	0	0	0	0	3	2	1	0	0	0		
Jose Cueto	.000	.000	.000	.000	39	5	1	0	0	0	0	0	0	1	0	3	0	0	3	0		
Sean Fesh*	.250	.400	.250	.650	49	4	0	1	0	0	0	0	0	1	1	2	1	0	1	0		
Mike Flannery	.000	.000	.000	.000	56	2	0	0	0	0	0	0	0	0	0	2	0	0	0	0		
Jerrold Fuell	.500	.500	1.000	1.500	6	2	0	1	1	0	0	0	0	0	0	1	2	0	0	0		
Adrian Gonzalez*	.307	.368	.409	.777	36	137	15	42	9	1	1	16	1	1	14	25	56	0	0	1		
Frank Gracesqui#	.667	.667	.833	1.500	44	6	3	4	1	0	0	0	0	0	0	0	5	0	0	0		
Billy Hall#	.245	.313	.313	.626	114	367	59	90	10	3	3	33	45	4	34	47	115	3	6	2		
Brandon Harper	.241	.327	.333	.661	67	195	18	47	12	0	2	20	2	0	24	34	65	2	1	2		
Craig House	.500	.500	.500	1.000	8	2	0	1	0	0	0	0	0	0	0	0	1	0	0	0		
Trevor Hutchinson	.000	.250	.000	.250	8	6	1	0	0	0	0	0	0	0	2	6	0	0	0	0		
Ryan Jorgensen	.242	.337	.403	.740	67	211	28	51	16	0	6	34	1	0	30	53	85	2	0	3		
Steven Kent#	.300	.300	.300	.600	39	10	2	3	0	0	0	0	0	0	0	1	3	0	0	0		
Pat Magness*	.227	.350	.348	.698	52	132	10	30	7	0	3	18	0	1	24	36	46	2	0	2		
Marty McLeary	.200	.429	.400	.829	11	5	0	1	1	0	0	1	0	0	2	3	2	0	1	0		
Jesus Medrano	.251	.356	.351	.706	73	251	36	63	15	2	2	28	18	6	41	48	88	2	3	4		
Randy Messenger	.069	.100	.069	.169	29	29	1	2	0	0	0	1	0	0	1	10	2	0	1	0		
Todd Moser*	.107	.107	.143	.250	18	28	0	3	1	0	0	1	0	0	0	7	4	0	4	0		
Drew Niles#	.262	.329	.344	.673	118	390	64	102	17	3	3	37	1	3	38	79	134	2	8	1		
Omar Ortiz#	.000	.000	.000	.000	8	2	0	0	0	0	0	0	0	0	0	1	0	0	0	0		
Matt Padgett*	.277	.337	.455	.792	129	462	65	128	29	1	17	76	2	3	43	104	210	3	0	8		
Kevin Polcovich	.143	.163	.143	.306	13	42	4	6	0	0	0	5	2	1	0	7	6	1	4	0		
Aaron Small	.111	.111	.111	.222	8	9	0	1	0	0	0	0	0	0	0	2	1	0	1	0		
Will Smith*	.293	.346	.374	.720	34	123	23	36	5	1	1	13	1	0	11	23	46	0	0	2		
Ryan Snare*	.077	.074	.077	.151	18	26	1	2	0	0	0	2	0	0	0	6	2	0	1	1		
Clint Sodowsky*	.125	.125	.125	.250	5	8	0	1	0	0	0	0	0	0	0	4	1	0	1	0		
Nic Ungs	.083	.154	.083	.237	10	12	1	1	0	0	0	0	0	0	1	4	1	0	0	0		
Wilson Valdez	.313	.373	.382	.755	37	144	28	45	6	2	0	14	16	5	15	17	55	0	7	2		
Josh Willingham	.299	.434	.582	1.016	22	67	15	20	2	1	5	14	0	0	13	20	39	3	0	0		
Dontrelle Willis*	.200	.273	.200	.473	6	10	2	2	0	0	0	0	0	0	1	0	2	0	0	0		
Josh Wilson	.253	.294	.371	.665	118	434	53	110	30	6	3	58	6	5	27	70	161	2	2	10		
42 Players	.267	.339	.395	.733	138	4596	654	1225	264	38	83	601	126	46	496	906	1814	33	54	56		

**SOUTHERN LEAGUE STANDINGS**

EAST DIVISION					WEST DIVISION						
AFF	W	L	PCT	GB	AFF	W	L	PCT	GB		
Carolina Mudcats	FLA	80	58	.580	--	Huntsville Stars	MIL	75	63	.543	--
Tennessee Smokies	STL	72	67	.518	8.5	Birmingham Barons	CHW	73	64	.533	1.5
Greenville Braves	ATL	68	70	.493	12.0	Chattanooga Lookouts	CIN	66	74	.471	10.0
Jacksonville Suns	LAD	66	73	.475	14.5	West Tenn Diamond Jaxx	CHC	65	73	.471	10.0
Orlando Rays	TBD	65	72	.474	14.5	Mobile BayBears	SDP	61	77	.442	14.0

**PLAYERS WHO PLAYED IN MAJOR LEAGUE BASEBALL**

Chris Aguila, Chip Ambres, Danny Bautista, Josh Beckett, Miguel Cabrera, Adrian Gonzalez, Frank Gracesqui, Brandon Harper, Craig House, Ryan Jorgensen, Steven Kent, Marty McLeary, Randy Messenger, Kevin Polcovich, Aaron Small, Ryan Snare, Clint Sodowsky, Wilson Valdez, Josh Willingham, Dontrelle Willis, Josh Wilson

**CAROLINA MUDCATS TEAM PITCHING**

PLAYER	W	L	ERA	G	GS	GF	CG	SHO	SV	IP	H	R	ER	HR	BB	SO	HBP	WP	WHIP
Chris Ashby	0	1	2.21	9	0	9	0	0	0	20.1	15	6	5	1	11	12	1	1	1.28
Ryan Baker	5	2	2.95	44	1	17	0	0	4	64.0	54	28	21	1	38	56	1	4	1.44
Marty Barnett	0	2	5.68	5	5	0	0	0	0	19.0	29	20	12	4	5	12	2	0	1.79
Denny Bautista	4	5	3.71	11	11	0	0	0	0	53.1	45	33	22	5	35	61	1	8	1.50
Josh Beckett	0	0	4.50	1	1	0	0	0	0	4.0	4	2	2	1	0	7	0	0	1.00
Donnie Bridges	10	2	2.81	31	19	3	1	1	0	134.2	85	47	42	6	70	109	11	11	1.15
Jose Cueto	5	3	3.22	35	2	3	0	0	1	58.2	49	23	21	2	35	43	5	6	1.43
Sean Fesh*	9	1	1.87	49	0	20	0	0	7	77.0	58	20	16	1	21	71	4	2	1.03
Mike Flannery	7	3	2.31	56	0	46	0	0	23	58.1	42	20	15	1	26	50	2	2	1.17
Jerrold Fuell	1	0	3.38	6	0	3	0	0	0	10.2	12	4	4	0	2	7	3	0	1.31
Frank Gracesqui*	3	3	2.48	44	0	14	0	0	5	58.0	44	19	16	0	43	75	2	11	1.50
Craig House	1	1	4.35	8	0	3	0	0	1	10.1	7	5	5	0	6	8	0	3	1.26
Trevor Hutchinson	3	3	3.86	8	6	1	0	0	0	35.0	32	21	15	1	13	18	3	1	1.29
Steven Kent*	4	5	5.37	37	2	10	0	0	0	58.2	58	36	35	3	36	30	4	3	1.60
Chris Key*	0	0	0.00	1	0	1	0	0	0	2.0	3	0	0	0	0	1	1	0	1.50
David Marchbanks*	0	1	3.00	1	1	0	1	0	0	6.0	4	2	2	0	5	3	1	2	1.50
Marty McLeary	1	1	1.80	11	2	1	0	0	0	30.0	22	8	6	1	15	22	3	3	1.23
Mike McNutt	0	1	9.00	1	1	0	0	0	0	5.0	8	5	5	1	2	6	0	0	2.00
Randy Messenger	5	7	5.46	29	23	3	0	0	0	113.2	137	83	69	7	51	78	3	9	1.65
Todd Moser*	6	4	3.41	18	18	0	0	0	0	97.2	107	42	37	8	29	78	5	1	1.39
Drew Niles	0	0	0.00	1	0	1	0	0	0	1.0	1	0	0	0	1	0	0	0	2.00
Omar Ortiz	0	1	6.08	8	0	1	0	0	0	13.1	16	9	9	1	8	12	2	2	1.80
Matthew Saucedo	0	0	0.00	1	0	0	0	0	0	2.0	1	0	0	0	0	1	2	0	0.50
Aaron Small	3	4	4.83	8	7	0	0	0	0	41.0	47	23	22	5	14	24	2	1	1.49
Ryan Snare*	5	4	3.67	18	18	0	0	0	0	103.0	98	46	42	4	37	77	7	4	1.31
Clint Sodowsky	1	0	2.70	5	5	0	0	0	0	26.2	22	8	8	1	4	27	1	1	0.98
Nic Ungs	3	4	3.53	10	10	0	0	0	0	58.2	61	30	23	4	8	37	4	0	1.18
Dontrelle Willis*	4	0	1.49	6	6	0	0	0	0	36.1	24	6	6	2	9	32	0	1	0.91
<b>28 Players</b>	<b>80</b>	<b>58</b>	<b>3.45</b>	<b>138</b>	<b>138</b>	<b>136</b>	<b>2</b>	<b>12</b>	<b>41</b>	<b>1198.1</b>	<b>1085</b>	<b>546</b>	<b>460</b>	<b>60</b>	<b>524</b>	<b>957</b>	<b>70</b>	<b>76</b>	<b>1.34</b>

**DONTRELLE WILLIS**



Dontrelle Willis made his final start with the Mudcats on 5/3/03 in Jacksonville where he struck out four and allowed two runs on three hits over 8.0 innings. Willis went 4-0 with a 1.49 ERA in his last six Southern League starts before being promoted directly to the Florida Marlins where he would become the 2003 NL Rookie of the Year.



**Classification:** Double-A  
**Affiliation:** Florida Marlins (NL)  
**League:** Southern League (East Division)  
**Record:** 73-66, 1st: 37-33, 2nd: 36-33

**Playoffs:** Did not qualify  
**Manager:** Ron Hassey  
**Pitching Coach:** Gil Lopez  
**Hitting Coach:** Edwin Rodriguez

CAROLINA MUDCATS TEAM BATTING																								
PLAYER	AVG	OBP	SLG	OPS	G	AB	R	H	2B	3B	HR	RBI	SB	CS	BB	SO	TB	HBP	SH	SF				
Eliezer Alfonzo	.000	.000	.000	.000	4	4	0	0	0	0	0	0	0	0	0	4	0	0	0	0				
Chip Ambres	.241	.352	.449	.802	137	452	81	109	28	3	20	62	26	9	76	117	203	6	4	8				
Dennis Anderson#	.231	.315	.312	.627	91	221	15	51	10	1	2	29	1	1	27	44	69	2	2	4				
Tony Americh	.000	.000	.000	.000	1	2	0	0	0	0	0	0	0	0	0	2	0	0	0	0				
Ryan Baker	.167	.286	.167	.452	40	6	0	1	0	0	0	0	0	0	1	2	1	0	0	0				
Peter Bauer*	.079	.167	.079	.246	27	38	0	3	0	0	0	0	0	0	4	19	3	0	3	0				
Ronald Belisario	.227	.261	.318	.579	15	22	0	5	2	0	0	2	0	1	1	7	7	0	1	0				
Greg Brown	.000	.333	.000	.333	3	2	0	0	0	0	0	0	0	0	1	1	0	0	0	0				
Matt DeMarco*	.273	.319	.384	.703	106	359	47	98	24	2	4	45	1	5	20	51	138	7	12	6				
Joe Dillon	.342	.426	.684	1.110	33	117	26	40	13	0	9	31	3	2	14	29	80	4	0	1				
Mike Flannery	.500	.500	.500	1.000	25	2	0	1	0	0	0	0	0	0	0	1	1	0	0	0				
Pat Flury	.000	.000	.000	.000	42	7	0	0	0	0	0	0	0	0	0	4	0	0	0	0				
Charlie Frazier	.179	.214	.254	.468	24	67	5	12	2	0	1	4	3	2	1	19	17	2	2	0				
Jerrold Fuell	.000	.000	.000	.000	17	1	0	0	0	0	0	0	0	0	0	1	0	0	0	0				
Jeff Fulchino	.069	.129	.207	.336	17	29	1	2	1	0	1	1	0	0	2	19	6	0	6	0				
Bryan Gaal	.000	.000	.000	.000	24	2	0	0	0	0	0	0	0	0	0	2	0	0	0	0				
Jim Goelz	.188	.233	.240	.473	56	154	14	29	5	0	1	10	1	1	9	34	37	0	4	0				
Casey Grzecka	.300	.343	.400	.743	15	30	2	9	3	0	0	3	0	0	3	3	12	0	1	2				
Billy Hall#	.300	.375	.409	.783	95	350	53	105	18	4	4	30	40	15	42	46	143	1	2	2				
Trevor Hutchinson	.194	.219	.226	.445	24	31	1	6	1	0	0	2	0	0	1	10	7	0	2	0				
Jay Iehl	.000	.000	.000	.000	4	3	0	0	0	0	0	0	0	0	0	2	0	0	1	0				
Jeff Inglin	.289	.389	.422	.811	80	263	46	76	17	0	6	35	1	2	39	30	111	6	2	3				
Jim Kavourias	.111	.155	.185	.340	18	54	3	6	1	0	1	3	0	0	3	26	10	0	0	1				
Ruddy Lugo	.333	.500	.333	.833	9	3	1	1	0	0	0	0	0	0	1	1	1	0	1	0				
Pat Magness*	.211	.314	.372	.687	69	180	22	38	12	1	5	28	0	0	28	54	67	0	2	2				
Mike McNutt	.154	.214	.154	.368	24	13	1	2	0	0	0	0	0	0	1	4	2	0	1	0				
Randy Messenger	.200	.333	.200	.533	58	5	0	1	0	0	0	0	0	0	1	2	1	0	0	0				
Ryan Minor	.250	.304	.477	.781	48	176	23	44	14	1	8	33	1	1	12	51	84	3	0	3				
Todd Moser*	.333	.333	.333	.667	20	6	2	2	0	0	0	0	0	0	0	1	2	0	0	0				
Bill Murphy*	.236	.246	.364	.609	36	55	3	13	4	0	1	5	1	0	1	17	20	0	1	1				
Drew Niles#	.000	.000	.000	.000	2	6	0	0	0	0	0	0	0	0	0	1	0	0	1	0				
Eric Reed*	.306	.345	.441	.786	55	222	32	68	9	6	3	14	24	5	14	55	98	0	1	2				
Jose Rodriguez*	-	-	-	-	7	0	0	0	0	0	0	0	0	0	0	0	0	0	1	0				
Andy Rohleder	.257	.315	.388	.703	66	183	18	47	16	1	2	26	1	1	13	49	71	3	4	1				
Rex Rundgren	.268	.307	.338	.645	44	142	12	38	6	2	0	12	2	0	6	36	48	2	3	0				
Rob Ryan*	.217	.348	.380	.729	30	92	10	20	7	1	2	10	1	1	16	14	35	3	1	1				
James Shanks	.435	.533	.609	1.142	13	23	3	10	1	0	1	7	1	1	6	6	14	0	0	1				
Clint Sodowsky*	.000	.000	.000	.000	8	1	0	0	0	0	0	0	0	0	0	0	0	0	0	0				
Jason Stokes	.272	.345	.513	.858	106	394	66	107	26	0	23	78	5	0	42	121	202	3	1	1				
Brian Strelitz	.000	.000	.000	.000	30	8	0	0	0	0	0	0	0	0	0	6	0	0	1	0				
Michael Tucker	.191	.277	.275	.552	54	131	12	25	5	0	2	15	0	2	15	44	36	1	3	1				
Nic Ungs	.200	.273	.275	.548	28	40	3	8	0	0	1	2	0	1	4	8	11	0	7	0				
Josh Willingham	.281	.449	.565	1.014	112	338	81	95	24	0	24	76	6	3	91	87	191	18	1	7				
Josh Wilson	.315	.396	.486	.882	81	311	63	98	21	1	10	41	8	4	42	50	151	1	2	2				
44 Players	.257	.341	.413	.754	139	4545	646	1170	270	23	131	605	126	57	537	1080	1879	62	75	49				

## SOUTHERN LEAGUE STANDINGS

EAST DIVISION					WEST DIVISION						
AFF	W	L	PCT	GB	AFF	W	L	PCT	GB		
Chattanooga Lookouts	CIN	87	53	.621	--	Birmingham Barons	CHW	73	66	.525	--
Carolina Mudcats	FLA	73	66	.525	13.5	Mobile BayBears	SDP	73	67	.521	0.5
Tennessee Smokies	STL	69	71	.493	18.0	West Tenn Diamond Jaxx	CHC	70	68	.507	2.5
Jacksonville Suns	LAD	66	71	.482	19.5	Huntsville Stars	MIL	65	75	.464	8.5
Greenville Braves	ATL	63	76	.453	23.5	Montgomery Biscuits	TBD	57	83	.407	16.5

## PLAYERS WHO PLAYED IN MAJOR LEAGUE BASEBALL

Eliezer Alfonzo, Chip Ambres, Ronald Belisario, Joe Dillon, Jeff Fulchino, Ruddy Lugo, Randy Messenger, Ryan Minor, Bill Murphy, Jason Pearson, Eric Reed, Jose Rodriguez, Rob Ryan, Clint Sodowsky, Josh Willingham, Josh Wilson

## CAROLINA MUDCATS TEAM PITCHING

PLAYER	W	L	ERA	G	GS	GF	CG	SHO	SV	IP	H	R	ER	HR	BB	SO	HBP	WP	WHIP
Ryan Baker	5	3	3.34	40	1	9	0	0	0	64.2	65	27	24	3	31	46	3	1	1.49
Peter Bauer	5	10	4.35	27	25	0	0	0	0	155.1	161	83	75	11	40	103	7	5	1.29
Ronald Belisario	3	5	5.55	15	15	0	0	0	0	73.0	75	52	45	10	43	58	6	7	1.62
Kevin Cave	0	4	5.73	20	0	17	0	0	6	22.0	23	14	14	6	15	19	1	0	1.73
Mike Flannery	4	2	5.29	25	0	11	0	0	2	32.1	40	21	19	4	13	23	0	9	1.64
Pat Flury	3	4	2.56	42	0	13	0	0	1	59.2	42	19	17	1	38	68	0	5	1.34
Jerrold Fuell	0	1	4.15	17	0	5	0	0	1	21.2	18	10	10	3	6	17	0	0	1.11
Jeff Fulchino	6	5	4.47	17	17	0	0	0	0	90.2	93	45	45	5	37	84	3	3	1.43
Bryan Gaal	2	4	4.99	24	0	11	0	0	2	30.2	39	21	17	5	11	23	1	1	1.63
Casey Grzecka	0	0	0.00	1	0	1	0	0	0	1.0	1	0	0	0	1	0	0	0	2.00
Pete Hartmann*	1	0	1.17	5	0	2	0	0	0	7.2	6	1	1	1	3	12	0	0	1.17
Trevor Hutchinson	10	7	4.23	24	24	0	0	0	0	123.1	133	70	58	11	38	86	11	4	1.39
Jay Iehl	1	0	3.14	4	3	0	0	0	0	14.1	13	5	5	0	10	7	0	1	1.61
Ruddy Lugo	0	1	4.91	8	1	2	0	0	0	14.2	16	10	8	3	9	6	1	0	1.71
Mike McNutt	4	1	4.89	24	5	1	0	0	0	57.0	51	33	31	9	23	53	1	5	1.30
Randy Messenger	6	3	2.58	58	0	45	0	0	21	69.2	67	21	20	4	29	71	0	4	1.38
Todd Moser*	0	0	6.75	20	0	6	0	0	0	26.2	29	20	20	1	15	17	5	5	1.65
Bill Murphy*	6	4	4.08	20	20	0	0	0	0	103.2	80	48	47	17	59	113	3	4	1.34
Jason Pearson*	0	1	1.88	16	0	6	0	0	0	14.1	15	5	3	1	4	14	1	1	1.33
Jose Rodriguez*	0	0	3.18	7	0	2	0	0	0	5.2	6	2	2	0	5	4	0	2	1.94
James Russ	0	0	0.00	1	0	0	0	0	0	1.0	0	0	0	0	1	1	0	1	1.00
Clint Sodowsky	1	2	10.80	8	0	2	0	0	0	10.0	18	12	12	2	6	8	2	1	2.40
Brian Strelitz	5	1	6.33	30	0	6	0	0	0	48.1	66	35	34	8	16	24	2	1	1.70
Nic Ungs	11	8	4.24	28	28	0	0	0	0	161.1	178	85	76	24	35	134	3	2	1.32
<b>24 Players</b>	<b>73</b>	<b>66</b>	<b>4.34</b>	<b>139</b>	<b>139</b>	<b>139</b>	<b>0</b>	<b>9</b>	<b>33</b>	<b>1208.2</b>	<b>1235</b>	<b>639</b>	<b>583</b>	<b>129</b>	<b>488</b>	<b>991</b>	<b>50</b>	<b>62</b>	<b>1.43</b>

**JOSH JOHNSON****Classification:** Double-A**Affiliation:** Florida Marlins (NL)**League:** Southern League (North Division)**Record:** 77-57, 1st: 41-27, 2nd: 36-30**Playoffs:** Lost in Division Series**Manager:** Gary Allenson**Pitching Coach:** Wayne Rosenthal**Hitting Coach:** Steve Phillips**CAROLINA MUDCATS TEAM BATTING**

PLAYER	AVG	OBP	SLG	OPS	G	AB	R	H	2B	3B	HR	RBI	SB	CS	BB	SO	TB	HBP	SH	SF
Reggie Abercrombie	.253	.315	.483	.798	49	178	28	45	7	2	10	23	7	5	11	40	86	6	0	2
Ray Aguilar#	.235	.381	.235	.616	13	17	1	4	0	0	1	0	0	4	3	4	0	5	0	
Dennis Anderson#	.333	.414	.418	.832	67	177	22	59	12	0	1	26	1	2	22	22	74	3	5	1
Robert Andino	.269	.324	.357	.680	127	516	63	139	30	0	5	48	22	7	37	111	184	6	8	3
Chris Ashby	.247	.274	.395	.669	23	81	7	20	3	0	3	9	0	0	2	8	32	1	0	0
Ryan Baker	.000	.000	.000	.000	25	3	0	0	0	0	0	0	0	0	0	2	0	0	0	0
Chris Bass	.252	.324	.380	.704	116	313	36	79	25	0	5	36	1	4	34	74	119	0	2	2
Peter Bauer*	.000	.000	.000	.000	1	1	0	0	0	0	0	0	0	0	0	0	0	0	0	0
Yorman Bazardo	.174	.269	.348	.617	19	23	3	4	1	0	1	2	0	0	2	13	8	1	5	0
Adam Bostick*	.154	.154	.231	.385	9	13	2	2	1	0	0	0	0	0	0	5	3	0	1	0
Kevin Cave	-	1.000	-	-	37	0	1	0	0	0	0	0	0	0	1	0	0	0	0	0
Matt DeMarco*	.208	.345	.250	.595	14	24	1	5	1	0	0	0	0	0	2	4	6	3	0	0
Jerrod Fuell	.000	.000	.000	.000	39	1	0	0	0	0	0	0	0	0	0	1	0	0	0	0
Jeremy Hermida*	.293	.457	.518	.975	118	386	77	113	29	2	18	63	23	2	111	89	200	7	1	2
Jason Hill	.296	.347	.510	.856	116	416	50	123	33	1	18	74	2	1	31	63	212	3	1	3
Josh Johnson*	.162	.238	.243	.481	26	37	3	6	0	0	1	5	0	0	4	16	9	0	6	1
Logan Kensing	.250	.250	.250	.500	7	12	2	3	0	0	0	3	0	0	0	3	3	0	3	0
Luke Lockwood*	.148	.179	.259	.438	36	27	2	4	0	0	1	3	0	0	1	16	7	0	2	0
Mike McNutt	.000	.000	.000	.000	31	4	0	0	0	0	0	0	0	0	0	3	0	0	0	0
Angel Molina	.333	.395	.487	.883	11	39	3	13	3	0	1	3	0	0	4	8	19	0	0	0
Craig Mollidrem	.000	.000	.000	.000	1	1	0	0	0	0	0	0	0	0	0	1	0	0	0	0
Frank Moore*	.269	.335	.404	.739	82	245	39	66	11	5	4	24	6	2	22	64	99	2	2	0
JC Muniz	.280	.336	.438	.774	106	304	35	85	19	1	9	43	4	6	23	77	133	5	1	4
Drew Niles#	.267	.381	.352	.733	93	273	34	73	15	1	2	25	4	3	49	68	96	3	5	3
Scott Olsen*	.000	.000	.000	.000	14	25	0	0	0	0	0	0	0	0	0	12	0	0	0	0
Matt Overman	.000	.000	.000	.000	6	1	0	0	0	0	0	0	0	0	0	1	0	0	0	0
Eric Reed*	.255	.305	.299	.604	71	271	35	69	9	0	1	15	23	8	17	62	81	4	3	3
Chris Resop	1.000	1.000	3.000	4.000	43	1	1	1	0	1	0	3	0	0	0	0	3	0	1	0
Tanner Rogers	.000	.000	.000	.000	3	3	0	0	0	0	0	0	0	0	0	0	0	0	0	0
Andy Rohleder	.000	.000	.000	.000	3	3	0	0	0	0	0	0	0	0	0	2	0	0	0	0
Rex Rundgren	.231	.293	.273	.566	111	363	26	84	6	3	1	21	1	1	28	75	99	4	7	1
James Russ	-	1.000	-	-	1	0	0	0	0	0	0	0	0	0	1	0	0	0	1	0
Todd Sears	.317	.378	.485	.864	31	101	16	32	8	0	3	19	0	0	10	22	49	0	0	0
James Shanks	.296	.363	.453	.816	98	371	55	110	19	6	9	51	16	10	35	103	168	6	2	4
Clint Sodowsky*	.000	.000	.000	.000	12	2	0	0	0	0	0	0	0	0	0	0	0	0	0	0
Michael Tucker	.233	.312	.328	.640	64	180	19	42	11	0	2	19	1	0	21	61	59	1	2	3
Nic Ungs	.172	.250	.207	.457	23	29	2	5	1	0	0	2	0	0	3	11	6	0	7	0
Jason Vargas*	.000	.000	.000	.000	3	5	0	0	0	0	0	0	0	0	0	2	0	0	1	0
Ross Wolf	.000	.000	.000	.000	54	5	0	0	0	0	0	0	0	0	0	3	0	0	1	0
39 Players	.266	.342	.395	.738	134	4451	563	1186	244	22	95	518	111	51	475	1045	1759	55	72	32

SOUTHERN LEAGUE STANDINGS

EAST DIVISION					WEST DIVISION						
AFF	W	L	PCT	GB	AFF	W	L	PCT	GB		
West Tenn Diamond Jaxx	CHC	83	56	.597	-	Birmingham Barons	CHW	82	57	.590	-
<b>Carolina Mudcats</b>	<b>FLA</b>	<b>77</b>	<b>57</b>	<b>.575</b>	<b>3.5</b>	Jacksonville Suns	LAD	79	61	.564	3.5
Tennessee Smokies	ARI	64	76	.457	19.5	Montgomery Biscuits	TBD	67	70	.489	14.0
Huntsville Stars	MIL	60	79	.432	23.0	Mississippi Braves	ATL	64	68	.485	14.5
Chattanooga Lookouts	CIN	53	83	.390	28.5	Mobile BayBears	SDP	58	80	.420	23.5

PLAYERS WHO PLAYED IN MAJOR LEAGUE BASEBALL

Reggie Abercrombie, Robert Andino, Yorman Bazardo, Chad Bentz, Jeremy Hermida, Josh Johnson, Logan Kensing, Carlos Martinez, Scott Olsen, Eric Reed, Chris Resop, Jose Rodriguez, Todd Sears, Clint Sodowsky, Jason Vargas, Ross Wolf

CAROLINA MUDCATS TEAM PITCHING

PLAYER	W	L	ERA	G	GS	GF	CG	SHO	SV	IP	H	R	ER	HR	BB	SO	HBP	WP	WHIP
Ray Aguilar*	5	2	3.20	13	13	0	1	0	0	84.1	70	32	30	6	17	49	2	0	1.03
Ryan Baker	3	2	4.31	25	0	6	0	0	0	39.2	42	21	19	4	24	29	1	0	1.66
Peter Bauer	0	1	7.20	1	1	0	0	0	0	5.0	10	4	4	1	1	2	1	1	2.20
Yorman Bazardo	8	7	3.99	19	19	0	0	0	0	108.1	108	60	48	12	36	73	8	8	1.33
Chad Bentz*	1	0	1.29	7	0	2	0	0	0	7.0	6	3	1	0	4	5	0	0	1.43
Adam Bostick*	4	3	4.67	9	9	0	0	0	0	44.1	42	26	23	3	25	39	3	7	1.51
Kevin Cave	5	3	4.04	37	0	11	0	0	1	42.1	32	19	19	1	24	35	3	3	1.32
Jimmy Demontel	0	0	9.00	2	0	0	0	0	0	2.0	1	2	2	0	5	1	0	1	3.00
Mike Flannery	1	3	2.21	31	0	22	0	0	13	36.2	30	9	9	2	6	39	1	1	0.98
Pat Flury	1	0	0.00	3	0	0	0	0	0	2.2	1	0	0	0	2	3	0	0	1.13
Jerrold Fuell	4	2	3.31	39	0	15	0	0	4	54.1	50	21	20	3	20	43	2	4	1.29
Josh Johnson	12	4	3.87	26	26	0	1	0	0	139.2	139	67	60	4	50	113	4	7	1.35
Logan Kensing	4	1	3.18	7	7	0	0	0	0	39.2	35	16	14	4	14	33	5	3	1.24
Luke Lockwood*	2	8	3.24	34	15	3	1	0	1	114.0	110	45	41	6	23	79	2	2	1.17
Carlos Martinez	0	0	9.00	1	0	1	0	0	1	1.0	1	1	1	0	1	1	0	0	2.00
Mike McNutt	3	2	3.83	31	0	8	0	0	1	54.0	46	23	23	9	24	37	0	4	1.30
Craig Molidrem	0	1	7.71	1	1	0	0	0	0	4.2	5	4	4	1	5	4	0	0	2.14
Scott Olsen*	6	4	3.92	14	14	0	1	1	0	80.1	75	38	35	7	27	94	3	6	1.27
Matt Overman	1	0	0.00	6	0	1	0	0	0	6.2	8	0	0	0	0	8	0	0	1.20
Chris Resop	3	2	2.57	43	0	40	0	0	24	49.0	47	15	14	2	16	56	0	4	1.29
Jose Rodriguez*	0	0	7.71	6	0	1	0	0	1	4.2	6	4	4	2	2	4	0	0	1.71
James Russ	1	0	0.00	1	1	0	0	0	0	5.0	4	0	0	0	0	5	0	0	0.80
Clint Sodowsky	0	1	5.03	12	1	1	0	0	0	19.2	20	12	11	0	4	24	1	3	1.22
Andy Torres	0	0	3.86	1	1	0	0	0	0	4.2	4	4	2	1	2	2	0	0	1.29
Michael Tucker	0	0	4.50	2	0	2	0	0	0	2.0	3	1	1	0	0	0	1	1	1.50
Nic Ungs	7	5	3.68	22	22	0	1	1	0	120.0	123	57	49	8	34	79	3	4	1.31
Jason Vargas*	1	0	2.84	3	3	0	0	0	0	19.0	13	6	6	3	7	25	0	0	1.05
Ross Wolf	5	4	4.96	54	1	15	0	0	1	78.0	106	54	43	6	31	59	1	4	1.76
Matt Yourkin*	0	2	4.05	11	0	1	0	0	0	6.2	7	4	3	0	4	4	0	0	1.65
<b>29 Players</b>	<b>77</b>	<b>57</b>	<b>3.72</b>	<b>134</b>	<b>134</b>	<b>129</b>	<b>5</b>	<b>10</b>	<b>47</b>	<b>1175.1</b>	<b>1144</b>	<b>548</b>	<b>486</b>	<b>85</b>	<b>408</b>	<b>945</b>	<b>41</b>	<b>63</b>	<b>1.32</b>

NIC UNGS



July 29, 2005 - RHP Nic Ungs pitches the first and only complete game, nine-inning no-hitter in Mudcats' history on July 29, 2005 at West Tenn. Ungs struck out seven, walked five and induced 13 ground ball outs (including two double plays) in the historic performance.



**Classification:** Double-A  
**Affiliation:** Florida Marlins (NL)  
**League:** Southern League (North Division)  
**Record:** 61-79, 1st: 32-38, 2nd: 29-41

**Playoffs:** Did not qualify  
**Manager:** Lou Dorante  
**Pitching Coach:** Rich Gale  
**Hitting Coach:** Paul Sanagorski

CAROLINA MUDCATS TEAM BATTING																					
PLAYER	AVG	OBP	SLG	OPS	G	AB	R	H	2B	3B	HR	RBI	SB	CS	BB	SO	TB	HBP	SH	SF	
Jon Aceves	.238	.307	.397	.704	81	252	37	60	22	0	6	31	0	1	21	63	100	5	2	2	
Patrick Arlis	.234	.351	.332	.683	68	205	20	48	14	0	2	13	2	1	35	46	68	2	3	0	
Jamie Athas*	.208	.284	.302	.586	68	159	16	33	4	1	3	10	3	0	14	32	48	3	3	0	
Daniel Barone	.333	.333	.333	.667	3	3	0	1	0	0	0	0	0	0	0	0	1	0	3	0	
Ryan Bear	.243	.331	.335	.666	133	477	36	116	21	1	7	59	4	5	60	89	160	4	0	3	
Matt Blank*	.000	.000	.000	.000	7	1	0	0	0	0	0	0	0	0	0	1	0	0	0	0	
Adam Bostick*	.258	.281	.387	.668	22	31	2	8	1	0	1	4	0	0	1	8	12	0	5	0	
Adam Brandenburg*	.167	.167	.167	.333	21	6	1	1	0	0	0	0	0	0	0	3	1	0	0	0	
James Brauer	.500	.500	.500	1.000	1	2	1	1	0	0	0	0	0	0	0	1	1	0	0	0	
Greg Brown	.000	.000	.000	.000	2	3	0	0	0	0	0	0	0	0	0	1	0	0	0	0	
Jose Campusano#	.285	.330	.341	.671	99	337	41	96	14	1	15	37	12	15	78	115	8	10	1		
Brett Carroll	.231	.303	.422	.726	74	251	29	58	15	3	9	30	4	1	18	62	106	8	3	0	
Brian Cleveland	.216	.266	.284	.549	38	134	16	29	4	1	1	7	1	0	8	28	38	1	5	0	
Alejandro De Aza*	.278	.346	.374	.720	69	230	40	64	12	2	16	27	10	21	46	86	4	9	2		
B.J. Garbe	.184	.243	.327	.570	35	98	12	18	5	0	3	8	4	2	7	28	32	1	0	1	
Jose Garcia	.333	.412	.333	.745	14	15	1	5	0	0	0	0	0	0	2	6	5	0	5	0	
Steve Gendron	.500	.500	.500	1.000	2	2	0	1	0	0	0	1	0	1	0	0	1	0	0	0	
Edgar Gonzalez	.295	.371	.457	.828	64	210	19	62	10	3	6	25	9	6	24	37	96	3	0	3	
Jason Hill	.211	.301	.268	.569	24	71	6	15	4	0	0	11	0	0	8	16	19	2	1	2	
David Humen	.000	.000	.000	.000	1	2	0	0	0	0	0	0	0	0	0	1	0	0	0	0	
Trevor Hutchinson	.000	.000	.000	.000	5	1	0	0	0	0	0	1	0	0	0	0	0	0	3	0	
Ben Julianel#	.091	.091	.182	.273	7	11	1	1	1	0	0	0	0	0	0	1	2	0	0	0	
Paul Mildren	.186	.239	.233	.472	28	43	4	8	2	0	0	4	0	0	3	23	10	0	7	0	
Lee Mitchell	.253	.329	.409	.739	131	462	56	117	37	1	11	56	2	6	46	139	189	8	1	3	
Chris Mobley	.000	.000	.000	.000	52	2	0	0	0	0	0	0	0	0	0	2	0	0	0	0	
Angel Molina	.233	.327	.344	.671	67	189	15	44	12	0	3	21	3	2	24	44	65	3	1	1	
Frank Moore*	.210	.282	.293	.575	46	157	14	33	5	1	2	12	4	3	15	34	46	1	2	1	
JC Muniz	.248	.317	.461	.778	66	206	28	51	15	1	9	27	1	1	21	56	95	0	2	0	
Scott Nestor	.000	.000	.000	.000	12	2	0	0	0	0	0	0	0	0	0	1	0	0	0	0	
Manny Olivera	.148	.179	.185	.364	25	27	2	4	1	0	0	1	0	0	1	9	5	0	3	0	
Josh Pressley*	.231	.338	.277	.615	24	65	2	15	1	1	0	7	1	0	11	13	18	0	0	1	
Kevin Randel*	.280	.376	.483	.859	123	325	54	91	26	2	12	57	3	3	47	87	157	6	6	5	
Rex Rundgren	.232	.299	.259	.558	113	371	33	86	10	0	28	1	4	33	81	96	3	12	1		
James Russ	.176	.256	.235	.492	28	34	2	6	2	0	0	2	0	0	4	14	8	0	2	1	
Anibal Sanchez	.148	.179	.148	.327	15	27	1	4	0	0	0	0	0	0	1	8	4	0	0	0	
Tony Schrage	.391	.462	.543	1.005	13	46	8	18	5	1	0	3	0	2	6	2	25	0	1	0	
Taylor Tankersley*	1.000	1.000	1.000	2.000	22	1	1	1	0	0	0	0	0	0	1	0	1	0	0	0	
Michael Tucker	.289	.413	.368	.781	22	38	5	11	3	0	0	2	0	0	7	13	14	1	0	0	
Scott Tyler	.000	.000	.000	.000	48	4	0	0	0	0	0	0	0	0	0	1	0	0	0	0	
Josh Willingham	.250	.250	.250	.500	2	8	0	2	0	0	0	0	0	0	0	3	2	0	0	0	
Chris Young	.250	.250	.250	.500	46	4	0	1	0	0	0	0	0	0	0	1	1	0	0	0	
Matt Yourkin	.000	.000	.000	.000	44	1	0	0	0	0	0	0	0	0	0	1	0	0	0	0	
42 Players	.246	.322	.361	.682	140	4513	503	1109	246	19	78	451	106	60	454	1079	1627	63	89	27	

## SOUTHERN LEAGUE STANDINGS

EAST DIVISION					WEST DIVISION						
AFF	W	L	PCT	GB	AFF	W	L	PCT	GB		
Chattanooga Lookouts	CIN	81	59	.579	-	Jacksonville Suns	LAD	86	54	.614	-
West Tenn Diamond Jaxx	CHC	75	65	.536	6.0	Montgomery Biscuits	TBD	77	62	.554	8.5
Tennessee Smokies	ARI	70	69	.504	10.5	Mobile BayBears	SDP	62	76	.449	23.0
Huntsville Stars	MIL	67	71	.486	13.0	Birmingham Barons	CHW	59	81	.421	27.0
Carolina Mudcats	FLA	61	79	.436	20.0	Mississippi Braves	ATL	58	80	.420	27.0

## PLAYERS WHO PLAYED IN MAJOR LEAGUE BASEBALL

Daniel Barone, Matt Blank, Brett Carroll, Alejandro De Aza, Jose Garcia, Edger Gonzalez, Anibal Sanchez, Taylor Tankersley, Josh Willingham, Ross Wolf

## CAROLINA MUDCATS TEAM PITCHING

PLAYER	W	L	ERA	G	GS	GF	CG	SHO	SV	IP	H	R	ER	HR	BB	SO	HBP	WP	WHIP
Jamie Athas	0	0	4.50	2	0	2	0	0	0	2.0	4	1	1	0	1	0	0	0	2.50
Daniel Barone	1	0	1.80	3	2	0	0	0	0	20.0	13	4	4	1	6	13	0	0	0.95
Matt Blank*	1	0	1.50	7	0	3	0	0	0	12.0	10	2	2	1	7	11	0	1	1.42
Adam Bostick*	8	7	3.52	22	22	0	0	0	0	115.0	100	58	45	7	67	109	10	3	1.45
Adam Brandenburg*	1	2	7.01	21	3	6	0	0	0	34.2	46	31	27	3	19	20	2	2	1.88
James Brauer	1	0	0.00	1	1	0	0	0	0	6.0	4	0	0	0	2	2	1	0	1.00
Kevin Cave	3	2	4.21	43	0	24	0	0	5	51.1	55	31	24	6	34	43	4	8	1.73
Jose Garcia	6	7	3.40	14	14	0	0	0	0	84.2	78	37	32	10	25	87	3	7	1.22
David Humen	0	0	0.00	1	1	0	0	0	0	5.0	4	0	0	0	0	6	0	0	0.80
Trevor Hutchinson	1	4	10.61	5	4	0	0	0	0	18.2	39	25	22	4	2	9	1	2	2.20
Ben Julianel*	1	3	2.38	7	6	0	0	0	0	34.0	24	12	9	0	8	22	3	3	0.94
Kurt Koehler	0	0	4.50	2	0	1	0	0	0	2.0	3	1	1	1	0	1	0	0	1.50
Mike McNutt	0	0	11.57	6	0	2	0	0	0	7.0	12	9	9	1	1	5	1	0	1.86
Paul Mildren*	10	10	4.14	28	28	0	2	1	0	167.1	161	88	77	19	54	150	6	2	1.29
Chris Mobley	1	4	3.99	52	0	22	0	0	4	58.2	58	27	26	5	30	51	7	5	1.50
Scott Nestor	2	2	7.43	12	0	3	0	0	0	13.1	18	15	11	1	13	13	2	3	2.33
Manny Olivera*	5	9	3.99	25	17	1	0	0	0	108.1	120	55	48	4	39	65	3	4	1.47
Rex Rundgren	0	0	0.00	1	0	1	0	0	0	1.0	0	0	0	0	1	0	0	0	1.00
James Russ	6	10	3.80	28	27	0	1	1	0	156.1	154	74	66	16	63	125	7	3	1.39
Anibal Sanchez	3	6	3.15	15	15	0	2	1	0	85.2	82	41	30	7	27	92	2	4	1.27
Taylor Tankersley*	4	1	0.95	22	0	14	0	0	6	28.1	11	4	3	0	14	40	1	1	0.88
Scott Tyler	1	2	3.67	48	0	14	0	0	3	61.1	56	29	25	5	44	52	2	7	1.63
Ross Wolf	1	2	1.00	12	0	3	0	0	0	18.0	12	3	2	0	2	12	0	1	0.78
Chris Young	4	4	2.42	46	0	20	0	0	12	70.2	60	24	19	1	18	61	2	4	1.10
Matt Yourkin*	1	4	3.91	44	0	19	0	0	3	48.1	45	22	21	2	25	47	0	5	1.45
25 Players	61	79	3.74	140	140	135	5	14	33	1209.2	1169	593	503	94	502	1036	57	65	1.38

## JAI MILLER

**Classification:** Double-A**Affiliation:** Florida Marlins (NL)**League:** Southern League (North Division)**Record:** 60-80, 1st: 28-42, 2nd: 32-38**Playoffs:** Did not qualify**Manager:** Brandon Hyde**Pitching Coach:** Scott Mitchell**Hitting Coach:** Paul Sanagorski

## CAROLINA MUDCATS TEAM BATTING

PLAYER	AVG	OBP	SLG	OPS	G	AB	R	H	2B	3B	HR	RBI	SB	CS	BB	SO	TB	HBP	SH	SF
Patrick Arlis	.087	.204	.109	.312	15	46	0	4	1	0	0	2	0	1	7	16	5	0	1	1
Daniel Barone	.200	.273	.250	.523	13	20	0	4	1	0	0	0	1	2	6	5	0	1	0	
Ryan Bear	.255	.328	.389	.717	112	357	47	91	18	0	10	50	3	1	34	82	139	6	2	3
James Brauer	.333	.333	.333	.667	6	3	0	1	0	0	0	0	0	0	1	1	0	0	0	
Dante Brinkley	.257	.345	.428	.772	95	311	47	80	18	1	11	33	15	7	30	114	133	12	0	1
Jose Campusano#	.259	.286	.352	.638	35	108	15	28	3	2	1	2	9	2	3	26	38	1	1	0
Brett Carroll	.270	.359	.490	.849	30	100	9	27	13	0	3	12	0	2	12	20	49	3	0	2
Brad Davis	.287	.368	.467	.835	45	150	13	43	16	1	3	20	0	1	18	39	70	2	2	1
Alejandro De Aza*	.350	.435	.750	1.185	5	20	7	7	2	0	2	3	0	0	3	2	15	0	0	0
Jesus Delgado	.167	.167	.167	.333	31	18	2	3	0	0	0	0	0	0	0	6	3	0	5	0
Harvey Garcia	.000	.000	.000	.000	18	3	0	0	0	0	0	0	0	0	0	2	0	0	0	0
Vince Harrison	.264	.333	.407	.740	40	91	10	24	4	0	3	15	1	1	9	14	37	1	0	1
Brett Hayes	.234	.280	.326	.606	74	273	22	64	16	0	3	31	2	0	18	51	89	0	2	2
Gaby Hernandez	.105	.128	.105	.233	28	38	3	4	0	0	0	0	0	0	1	19	4	0	2	0
Mike Jacobs*	.300	.300	.600	.900	4	10	1	3	0	0	1	2	0	0	0	3	6	0	0	0
Josh Johnson*	.000	.333	.000	.333	2	2	0	0	0	0	0	0	0	0	1	1	0	0	0	0
Ben Juliane#	.333	.333	.333	.667	9	3	0	1	0	0	0	0	0	0	0	0	1	0	0	0
Chase Lambin#	.283	.354	.486	.840	116	434	64	123	31	6	15	59	3	6	45	111	211	5	5	5
Wes Letson*	.000	.000	.000	.000	5	1	0	0	0	0	0	0	0	0	0	1	0	0	0	0
Brad McCann	.250	.238	.550	.788	10	20	3	5	0	0	2	3	0	0	0	9	11	0	0	1
Blake McGinley	.000	.000	.000	.000	42	9	0	0	0	0	0	1	0	0	0	5	0	0	3	0
Jai Miller	.261	.354	.438	.792	129	406	54	106	26	2	14	58	12	5	55	127	178	5	4	3
Lee Mitchell	.282	.393	.488	.881	135	451	73	127	29	2	20	73	2	1	72	153	220	13	0	3
Craig Molldrem	.125	.125	.125	.250	47	8	1	1	0	0	0	0	0	0	0	1	1	0	0	0
Frank Moore*	.225	.287	.352	.639	70	182	21	41	9	1	4	23	2	0	17	49	64	0	3	3
Scott Nestor	.250	.250	1.000	1.250	59	4	1	1	0	0	1	2	0	0	0	2	4	0	1	0
Blake Ochoa	.200	.333	.200	.533	3	5	0	1	0	0	0	0	0	0	1	2	1	0	0	0
Manny Olivera	.000	.000	.000	.000	7	8	0	0	0	0	0	0	0	0	0	3	0	0	0	0
Grant Psonas	.238	.330	.441	.771	129	442	66	105	28	4	18	57	9	6	53	119	195	10	0	4
John Purdom	.257	.300	.371	.671	15	35	3	9	1	0	1	10	0	0	3	6	13	0	0	2
Johnny Raburn#	.241	.336	.318	.654	96	324	48	78	9	5	2	23	20	5	44	61	103	3	1	1
Kevin Randel*	.184	.333	.296	.629	42	125	13	23	8	0	2	7	4	1	27	43	37	1	0	0
Eric Riggs#	.293	.375	.522	.897	81	297	54	87	25	5	11	50	3	3	33	44	155	7	4	2
Rex Rundgren	.208	.252	.256	.508	86	250	22	52	4	1	2	21	1	3	16	48	64	0	5	4
James Russ	.118	.118	.176	.294	21	17	0	2	1	0	0	1	0	0	0	9	3	0	2	0
Jarrett Santos	.000	.000	.000	.000	22	5	0	0	0	0	0	0	0	0	0	0	0	0	0	0
Chris Seddon*	.000	.000	.000	.000	14	14	2	0	0	0	0	0	0	0	0	4	0	0	1	0
Jimmy Serrano	.000	.000	.000	.000	20	12	0	0	0	0	0	0	0	0	0	4	0	0	0	0
Jesus Silva	.286	.286	.286	.571	7	7	1	2	0	0	0	0	0	0	0	2	2	0	0	0
Scott Tyler	.000	.000	.000	.000	28	1	0	0	0	0	0	0	0	0	0	1	0	0	0	0
Rick van den Hurk	.000	.000	.000	.000	9	15	0	0	0	0	0	0	0	0	0	8	0	0	2	0
Chris Volstad	.200	.200	.200	.400	7	10	1	2	0	0	0	0	0	0	0	4	2	0	2	0
Matt Yourkin	.000	.000	.000	.000	26	1	0	0	0	0	0	0	0	0	0	1	0	0	0	0
Mauro Zarate	.000	.000	.000	.000	17	2	0	0	0	0	0	0	0	0	0	0	0	0	0	0
44 Players	.248	.328	.401	.729	140	4638	603	1149	263	30	129	558	86	46	504	1219	1859	69	49	39

## SOUTHERN LEAGUE STANDINGS

EAST DIVISION	AFF	W	L	PCT	GB	WEST DIVISION	AFF	W	L	PCT	GB
Huntsville Stars	MIL	75	62	.547	-	Montgomery Biscuits	TBD	81	59	.579	-
Tennessee Smokies	CHC	73	65	.529	2.5	Jacksonville Suns	LAD	80	60	.571	1.0
Chattanooga Lookouts	CIN	67	73	.479	9.5	Mobile BayBears	ARI	71	68	.511	9.5
West Tenn Diamond Jaxx	SEA	60	79	.432	16.0	Mississippi Braves	ATL	67	72	.482	13.5
Carolina Mudcats	FLA	60	80	.429	16.5	Birmingham Barons	CHW	62	78	.443	19.0

## PLAYERS WHO PLAYED IN MAJOR LEAGUE BASEBALL

Daniel Barone, Brett Carroll, Brad Davis, Alejandro De Aza, Jesus Delgado, Harvey Garcia, Brett Hayes, Mike Jacobs, Josh Johnson, Logan Kensing, Carlos Martinez, Jai Miller, Ricky Nolasco, Chris Seddon, Jimmy Serrano, Rick van den Hurk, Brandon Villafuerte, Chris Volstad, Mauro Zarate

## CAROLINA MUDCATS TEAM PITCHING

PLAYER	W	L	ERA	G	GS	GF	CG	SHO	SV	IP	H	R	ER	HR	BB	SO	HBP	WP	WHIP
Daniel Barone	1	3	3.86	13	13	0	0	0	0	74.2	68	35	32	7	18	60	2	2	1.15
James Brauer	0	3	4.02	6	4	0	0	0	0	15.2	20	8	7	1	5	8	1	1	1.60
Jesus Delgado	5	7	4.80	31	16	2	0	0	1	93.2	97	59	50	6	45	75	4	6	1.52
Rich Dorman	0	0	1.80	5	0	3	0	0	1	5.0	1	1	1	0	4	5	0	0	1.00
Harvey Garcia	2	2	4.07	18	0	5	0	0	0	24.1	21	14	11	3	17	25	0	5	1.56
Jeff Gogal*	0	0	10.13	2	0	1	0	0	0	2.2	5	3	3	0	2	5	2	0	2.63
Gaby Hernandez	9	11	4.22	28	28	0	1	0	0	153.2	144	87	72	14	56	113	8	5	1.30
Josh Johnson	0	0	1.74	2	2	0	0	0	0	10.1	8	2	2	0	5	9	0	0	1.26
Ben Julianel*	0	0	3.68	9	1	3	0	0	0	14.2	11	6	6	2	6	17	0	2	1.16
Logan Kensing	0	0	3.00	3	0	0	0	0	0	3.0	2	1	1	0	1	6	0	0	1.00
Kurt Koehler	1	1	6.12	21	0	12	0	0	5	25.0	29	18	17	0	11	10	5	1	1.60
Wes Letson*	2	0	0.00	5	0	1	0	0	0	4.2	5	0	0	0	3	3	0	0	1.71
Carlos Martinez	1	1	3.38	19	0	7	0	0	0	21.1	21	12	8	2	5	18	2	4	1.22
Blake McGinley*	6	9	4.26	42	8	10	0	0	1	76.0	71	36	36	9	28	63	2	2	1.30
Chris Mobley	7	2	4.42	37	0	28	0	0	11	38.2	47	19	19	2	13	26	1	2	1.55
Craig Moldrem	5	4	4.84	47	0	9	0	0	0	61.1	59	38	33	7	36	49	3	1	1.55
Scott Nestor	2	4	4.44	58	0	15	0	0	1	75.0	65	44	37	5	41	86	6	10	1.41
Ricky Nolasco	0	1	6.00	1	1	0	0	0	0	3.0	2	3	2	0	1	2	0	0	1.00
Manny Olivera*	0	4	5.97	7	6	0	0	0	0	28.2	33	23	19	2	18	16	1	1	1.78
Johnny Raburn	0	0	0.00	1	0	1	0	0	0	0.1	0	0	0	0	0	0	0	0	0.00
Rex Rundgren	0	0	9.00	1	0	1	0	0	0	1.0	2	1	1	0	1	1	1	0	3.00
James Russ	1	6	3.83	21	16	2	0	0	1	89.1	77	42	38	8	31	60	1	4	1.21
Jarrett Santos	3	1	3.32	22	2	8	0	0	0	43.1	49	17	16	4	20	26	3	3	1.59
Chris Seddon*	3	6	4.33	14	14	0	0	0	0	68.2	65	37	33	6	25	58	1	2	1.31
Jimmy Serrano	4	2	3.70	20	8	2	0	0	0	58.1	54	26	24	4	16	38	0	1	1.20
Jesus Silva	1	4	7.88	7	5	1	0	0	0	24.0	39	29	21	2	8	12	2	1	1.96
Scott Tyler	0	2	8.80	28	0	10	0	0	1	30.2	26	31	30	2	44	33	3	8	2.28
Rick van den Hurk	2	2	3.52	9	9	0	0	0	0	53.2	42	23	21	5	21	61	1	4	1.17
Brandon Villafuerte	0	0	0.87	9	0	7	0	0	4	10.1	8	2	1	0	1	6	0	1	0.87
Chris Volstad	4	2	3.16	7	7	0	0	0	0	42.2	41	19	15	4	10	25	1	3	1.20
Chris Young	0	1	4.22	10	0	3	0	0	1	10.2	16	10	5	1	3	6	0	0	1.78
Matt Yourkin*	1	1	5.29	26	0	4	0	0	0	32.1	33	21	19	3	13	32	2	1	1.42
Mauro Zarate	0	1	1.40	17	0	3	0	0	1	25.2	14	7	4	2	9	32	0	0	0.90
<b>33 Players</b>	<b>60</b>	<b>80</b>	<b>4.30</b>	<b>140</b>	<b>140</b>	<b>138</b>	<b>1</b>	<b>6</b>	<b>28</b>	<b>1222.1</b>	<b>1175</b>	<b>674</b>	<b>584</b>	<b>101</b>	<b>517</b>	<b>986</b>	<b>52</b>	<b>70</b>	<b>1.38</b>



**Classification:** Double-A  
**Affiliation:** Florida Marlins (NL)  
**League:** Southern League (North Division)  
**Record:** 80-60, 1st: 38-32, 2nd: 42-28

**Playoffs:** Lost in Championship Finals  
**Manager:** Matt Raleigh  
**Pitching Coach:** Scott Mitchell  
**Hitting Coach:** Theron Todd

CAROLINA MUDCATS TEAM BATTING																					
PLAYER	AVG	OBP	SLG	OPS	G	AB	R	H	2B	3B	HR	RBI	SB	CS	BB	SO	TB	HBP	SH	SF	
Burke Badenhop	.000	.500	.000	.500	1	1	0	0	0	0	0	0	0	0	1	1	0	0	1	0	
Daniel Barone	.125	.125	.125	.250	7	8	1	1	0	0	0	0	0	0	0	5	1	0	0	0	
Dante Brinkley	.231	.354	.373	.727	43	134	27	31	8	1	3	15	1	3	21	43	50	5	0	1	
Chris Coghlan*	.298	.396	.429	.825	132	483	83	144	32	5	7	74	34	10	67	65	207	12	2	1	
Alberto Concepcion	.265	.361	.398	.758	61	166	25	44	10	0	4	26	1	1	21	29	66	5	1	2	
Tim Corcoran	.000	.111	.000	.111	13	8	0	0	0	0	0	0	0	0	1	3	0	0	1	0	
Scott Cousins*	.264	.350	.396	.745	27	91	15	24	7	1	1	9	4	1	10	28	36	2	0	0	
Brad Davis	.205	.306	.345	.651	81	249	30	51	15	1	6	28	0	2	35	57	86	3	5	4	
Chris De La Cruz#	.360	.478	.533	1.012	26	75	9	27	7	0	2	12	0	2	17	11	40	0	0	0	
Jesus Delgado	.000	.250	.000	.250	42	3	0	0	0	0	0	1	0	0	1	1	0	0	1	0	
Todd Doolittle	-	-	-	-	36	0	0	0	0	0	0	0	0	0	0	0	0	0	1	0	
Willie Glen	.077	.077	.077	.154	24	13	1	1	0	0	0	0	0	0	0	9	1	0	5	0	
Jeff Gogal	.000	.200	.000	.200	47	4	0	0	0	0	0	0	0	0	0	1	3	0	0	0	
Kris Harvey	.148	.228	.287	.516	74	209	24	31	9	1	6	18	1	0	21	71	60	1	0	0	
Brett Hayes	.232	.275	.376	.650	54	181	19	42	8	0	6	18	1	4	10	43	68	1	1	1	
Gaby Hernandez	.167	.143	.167	.310	4	6	0	1	0	0	0	1	0	0	0	2	1	0	1	1	
Andy Jenkins	.259	.305	.380	.685	110	347	37	90	16	1	8	53	2	3	19	66	132	4	1	1	
Josh Johnson*	.286	.286	.857	1.143	3	7	2	2	1	0	1	4	0	0	0	4	6	0	0	0	
Marc Lamacchia	.200	.200	.200	.400	4	5	0	1	0	0	0	0	0	0	0	1	1	0	0	0	
Jacob Marceaux	.000	.200	.000	.200	45	4	1	0	0	0	0	1	0	0	1	2	0	0	1	0	
Cameron Maybin	.277	.375	.456	.831	108	390	73	108	15	8	13	49	21	7	60	124	178	3	3	3	
Manny Mayorson	.319	.370	.416	.786	108	373	47	119	31	1	1	39	21	13	29	20	155	6	10	8	
Derell McCall	.000	.143	.000	.143	8	6	0	0	0	0	0	0	0	0	1	3	0	0	0	0	
Nick McCurdy	.000	.000	.000	.000	2	3	0	0	0	0	0	0	0	0	0	1	0	0	0	0	
Andrew Miller*	.000	.000	.000	.000	1	2	0	0	0	0	0	0	0	0	0	2	0	0	0	0	
Lee Mitchell	.238	.363	.380	.742	93	303	32	72	21	2	6	51	4	3	60	81	115	4	2	8	
Chris Mobley	.000	.000	.000	.000	53	3	0	0	0	0	0	0	0	0	0	1	0	0	0	0	
Emilio Ontiveros	.000	.000	.000	.000	1	2	0	0	0	0	0	0	0	0	0	1	0	0	0	0	
Smelin Perez#	.125	.173	.188	.361	17	48	2	6	1	1	0	3	1	0	3	16	9	0	3	1	
Bryan Petersen*	.351	.409	.486	.896	12	37	5	13	2	0	1	10	1	2	5	6	18	0	0	2	
Grant Psomas	.144	.275	.297	.572	51	111	13	16	5	3	2	14	1	1	19	44	33	1	0	0	
John Purdom	.143	.250	.143	.393	2	7	0	1	0	0	0	0	0	0	1	2	1	0	0	0	
Kevin Randel*	.333	.385	.333	.718	4	12	0	4	0	0	0	0	0	0	1	2	4	0	0	0	
John Raynor	.312	.402	.489	.890	126	452	104	141	29	6	13	51	48	11	62	122	221	11	1	8	
Daron Roberts	.122	.163	.244	.407	13	41	4	5	2	0	1	1	1	0	1	14	10	1	0	0	
Anibal Sanchez	.000	.000	.000	.000	2	4	0	0	0	0	0	0	0	0	0	2	0	0	0	0	
Gaby Sanchez	.314	.404	.513	.917	133	478	70	150	42	1	17	92	17	8	69	70	245	6	0	4	
Jarrett Santos	.300	.300	.400	.700	30	10	0	3	1	0	0	0	1	0	0	5	4	0	1	0	
Lorenzo Scott*	.273	.392	.439	.832	50	132	25	36	4	3	4	17	15	5	26	44	58	0	0	0	
Brett Sinkbeil	.028	.103	.028	.130	26	36	2	1	0	0	0	0	0	0	3	10	1	0	5	0	
Graham Taylor*	.143	.143	.143	.286	5	7	0	1	0	0	0	1	0	0	0	4	1	0	0	0	
Aaron Thompson*	.300	.462	.500	.962	16	20	3	6	1	0	1	5	0	0	5	11	10	1	2	0	
Ryan Tucker	.083	.083	.125	.208	25	24	0	2	1	0	0	0	0	0	0	14	3	0	2	0	
Rick van den Hurk	.154	.154	.154	.308	10	13	0	2	0	0	0	0	0	0	0	5	2	0	1	0	
Chris Volstad	.238	.238	.381	.619	15	21	2	5	0	0	1	3	0	0	0	5	8	0	5	0	
Josh Willingham	.231	.333	.308	.641	8	26	6	6	2	0	0	5	0	0	2	5	8	2	0	0	
Tim Wood	.250	.250	.250	.500	12	4	1	1	0	0	0	2	0	0	0	3	1	0	1	0	
Matt Yourkin	.000	.000	.000	.000	36	6	1	0	0	0	0	0	0	0	0	2	0	0	0	0	
48 Players	.260	.348	.403	.751	140	4565	664	1188	270	35	104	603	175	76	573	1063	1840	68	57	46	

## SOUTHERN LEAGUE STANDINGS

EAST DIVISION	AFF	W	L	PCT	GB	WEST DIVISION	AFF	W	L	PCT	GB
Carolina Mudcats	FLA	80	60	.571	-	Birmingham Barons	CHW	74	63	.540	-
Huntsville Stars	MIL	73	67	.521	7.0	Mississippi Braves	ATL	73	66	.525	2.0
West Tenn Diamond Jaxx	SEA	70	68	.507	9.0	Montgomery Biscuits	TBD	69	70	.496	6.0
Chattanooga Lookouts	CIN	67	72	.482	12.5	Jacksonville Suns	LAD	68	72	.486	7.5
Tennessee Smokies	CHC	62	77	.446	17.5	Mobile BayBears	ARI	58	79	.423	16.0

## PLAYERS WHO PLAYED IN MAJOR LEAGUE BASEBALL

Burke Badenhop, Daniel Barone, Chris Coghlan, Tim Corcoran, Scott Cousins, Brad Davis, Jesus Delgado, Brett Hayes, Josh Johnson, Carlos Martinez, Cameron Maybin, Andrew Miller, Bryan Peterson, John Raynor, Anibal Sanchez, Gaby Sanchez, Brett Sinkbell, Graham Taylor, Aaron Thompson, Ryan Tucker, Rick van den Hurk, Chris Volstad, Josh Willingham, Tim Wood

## CAROLINA MUDCATS TEAM PITCHING

PLAYER	W	L	ERA	G	GS	GF	CG	SHO	SV	IP	H	R	ER	HR	BB	SO	HBP	WP	WHIP
Carlos Alvarez*	0	0	18.00	1	0	1	0	0	0	1.0	2	2	2	0	1	0	0	0	3.00
Burke Badenhop	1	0	0.00	1	1	0	0	0	0	6.1	6	1	0	0	0	3	0	0	0.95
Daniel Barone	3	1	2.38	7	6	0	0	0	0	34.0	30	11	9	1	12	18	3	3	1.24
Alberto Concepcion	0	0	18.00	1	0	1	0	0	0	1.0	0	2	2	0	4	0	0	1	4.00
Tim Corcoran	4	2	4.54	13	7	1	0	0	0	41.2	42	25	21	2	12	42	3	1	1.30
Jesus Delgado	5	2	3.45	42	0	10	0	0	1	57.1	46	27	22	2	31	52	1	5	1.34
Todd Doolittle	5	3	3.27	36	0	25	0	0	8	44.0	38	20	16	3	20	61	1	6	1.32
Willie Glen	9	4	2.01	24	17	0	0	0	0	94.0	59	26	21	6	36	87	2	2	1.01
Jeff Gogal*	6	2	2.93	47	0	9	0	0	1	58.1	55	29	19	6	24	62	3	0	1.35
Gaby Hernandez	3	0	4.30	4	4	0	0	0	0	23.0	21	11	11	3	4	17	1	1	1.09
Josh Johnson	1	1	3.32	3	3	0	0	0	0	19.0	22	9	7	0	3	14	0	0	1.32
Marc Lamacchia	0	2	9.49	4	3	0	0	0	0	12.1	18	14	13	1	5	7	3	4	1.87
Jacob Marceaux	4	1	4.42	45	0	16	0	0	2	59.0	49	37	29	4	43	45	2	6	1.56
Carlos Martinez	2	2	4.70	35	0	18	0	0	3	38.1	38	22	20	5	16	33	1	1	1.41
Derrell McCall	1	4	5.60	8	6	0	0	0	0	35.1	39	26	22	3	14	25	1	1	1.50
Nick McCurdy	0	1	3.38	2	2	0	0	0	0	8.0	8	3	3	0	1	6	0	0	1.13
Andrew Miller*	0	0	3.18	1	1	0	0	0	0	5.2	2	2	2	0	4	6	1	0	1.06
Chris Mobley	5	3	2.93	53	0	45	0	0	28	58.1	48	22	19	4	16	70	3	8	1.10
Anibal Sanchez	1	0	3.46	2	2	0	1	0	0	13.0	12	5	5	0	5	12	0	1	1.31
Jarrett Santos	5	1	3.14	29	4	4	0	0	0	57.1	59	22	20	3	13	32	2	1	1.26
Brett Sinkbell	5	9	5.02	26	26	0	1	0	0	143.1	172	84	80	12	51	66	6	11	1.56
Graham Taylor*	2	1	3.04	5	5	0	0	0	0	23.2	29	11	8	4	8	15	0	1	1.56
Aaron Thompson*	2	5	5.62	16	16	0	0	0	0	81.2	111	61	51	9	40	53	2	4	1.85
Ryan Tucker	5	3	1.58	25	12	0	0	0	0	91.0	64	17	16	2	37	74	5	6	1.11
Rick van den Hurk	3	3	4.23	10	10	0	0	0	0	55.1	49	32	26	8	19	55	2	2	1.23
Chris Volstad	4	4	3.36	15	15	0	1	0	0	91.0	86	37	34	0	30	56	2	3	1.28
Tim Wood	2	1	5.75	12	0	1	0	0	0	20.1	20	14	13	2	6	15	2	1	1.28
Matt Yourkin*	2	5	6.08	35	0	6	0	0	0	47.1	59	35	32	5	26	42	2	3	1.80
<b>28 Players</b>	<b>80</b>	<b>60</b>	<b>3.86</b>	<b>140</b>	<b>140</b>	<b>137</b>	<b>3</b>	<b>10</b>	<b>43</b>	<b>1220.2</b>	<b>1184</b>	<b>607</b>	<b>523</b>	<b>85</b>	<b>481</b>	<b>968</b>	<b>48</b>	<b>72</b>	<b>1.36</b>

TODD FRAZIER



**Classification:** Double-A

**Affiliation:** Cincinnati Reds (NL)

**League:** Southern League (North Division)

**Record:** 65-74, 1st: 37-32, 2nd: 28-42

**Playoffs:** Did not qualify

**Manager:** David Bell

**Pitching Coach:** Rigo Beltran

**Hitting Coach:** Ryan Jackson

CAROLINA MUDCATS TEAM BATTING

PLAYER	AVG	OBP	SLG	OPS	G	AB	R	H	2B	3B	HR	RBI	SB	CS	BB	SO	TB	HBP	SH	SF
Yonder Alonso*	.295	.372	.457	.829	29	105	12	31	11	0	2	14	1	0	14	15	48	0	0	2
James Avery	.000	.063	.000	.063	10	15	1	0	0	0	0	0	0	0	1	5	0	0	1	0
Federico Baez	.000	.000	.000	.000	13	3	0	0	0	0	0	0	0	0	0	0	0	0	0	0
Jason Bour	.237	.286	.316	.602	26	76	3	18	6	0	0	4	0	0	5	21	24	1	2	2
Dallas Buck	.000	.100	.000	.100	8	9	1	0	0	0	0	1	0	0	1	2	0	0	1	0
Scott Carroll	.000	.000	.000	.000	2	2	0	0	0	0	0	0	0	0	0	1	0	0	0	0
Jose Castro#	.270	.297	.330	.627	104	333	30	90	13	2	1	29	2	4	11	30	110	3	8	3
Stephen Chapman*	.215	.250	.370	.620	49	135	15	29	4	1	5	17	4	4	6	46	50	1	1	2
Tom Cochran*	.053	.100	.053	.153	17	19	1	1	0	0	0	0	0	0	1	7	1	0	3	0
Zack Cozart	.262	.360	.398	.758	131	462	72	121	29	2	10	59	10	2	63	87	184	10	2	4
Shaun Cumberland*	.236	.304	.334	.638	111	296	31	70	16	2	3	31	12	6	27	70	99	2	1	1
Misael DeJesus	.000	.000	.000	.000	7	8	0	0	0	0	0	0	0	0	0	5	0	0	0	0
Chris Denove	.264	.352	.417	.768	48	144	14	38	13	0	3	18	0	1	15	18	60	5	2	1
Eric Eymann	.234	.308	.302	.610	74	222	21	52	12	0	1	21	1	2	19	38	67	6	0	3
Korey Feiner	.153	.250	.153	.403	29	85	5	13	0	0	0	4	0	0	7	14	13	4	1	0
Juan Francisco*	.281	.317	.501	.818	109	437	64	123	26	2	22	74	6	2	20	91	219	4	0	3
Todd Frazier	.290	.350	.481	.831	119	451	59	131	40	2	14	68	7	8	42	67	217	2	0	5
Ramon Geronimo	.000	.000	.000	.000	50	4	0	0	0	0	0	0	0	0	0	2	0	0	0	0
Jerry Gil	.235	.235	.294	.529	26	17	0	4	1	0	0	0	0	0	0	5	5	0	1	0
Michael Griffin	.248	.286	.338	.624	36	133	12	33	9	0	1	5	2	2	7	13	45	0	1	0
Chris Heisey	.347	.426	.572	.998	71	271	54	94	18	2	13	40	13	1	34	34	155	5	2	2
Sean Henry	.271	.341	.407	.748	121	420	66	114	22	1	11	38	23	9	40	66	171	5	3	1
Jeremy Horst*	.000	.000	.000	.000	5	5	0	0	0	0	0	0	0	0	0	1	0	0	0	0
Jake Kahaulelio	.297	.366	.438	.804	19	64	11	19	7	1	0	3	1	1	7	10	28	0	0	0
Carson Kainer	.243	.285	.304	.589	58	148	11	36	6	0	1	13	1	1	8	33	45	1	0	1
Chris Kelly	.500	.500	.500	1.000	17	2	0	1	0	0	0	0	0	0	0	0	1	0	0	0
Matt Klinker	.100	.182	.100	.282	6	10	0	1	0	0	0	0	0	0	1	5	1	0	2	0
Chris Koski*	.202	.306	.337	.642	33	104	16	21	6	1	2	13	0	1	16	28	35	0	1	1
Jake Long	.194	.256	.417	.673	11	36	5	7	5	0	1	3	0	0	3	18	15	0	0	0
Jason Louwsma	.333	.500	.333	.833	1	3	0	1	0	0	0	0	0	0	1	0	1	0	0	0
Derrick Lutz	1.000	1.000	1.000	2.000	20	1	0	1	0	0	0	0	0	0	0	0	1	0	0	0
Justin Mallett	.000	.000	.000	.000	5	7	0	0	0	0	0	0	0	0	0	3	0	0	0	0
Matt Maloney*	.000	.000	.000	.000	1	2	0	0	0	0	0	0	0	0	0	0	0	0	0	0
Ruben Medina	.000	.000	.000	.000	51	1	0	0	0	0	0	0	0	0	0	0	0	0	0	0
Luis Montano	.143	.143	.143	.286	7	7	0	1	0	0	0	0	0	0	0	4	1	0	0	0
Kristopher Negron	.241	.379	.389	.768	15	54	11	13	2	0	2	5	4	1	8	7	21	4	1	0
Logan Parker*	.222	.315	.334	.649	125	392	37	87	18	4	6	48	5	6	53	97	131	1	2	2
Brian Peterson	.323	.353	.484	.837	9	31	3	10	2	0	1	9	0	0	2	7	15	0	0	1
Denis Phipps	.000	.000	.000	.000	3	4	0	0	0	0	0	0	0	0	0	1	0	0	0	0
Alex Smit*	.083	.214	.083	.298	21	12	2	1	0	0	0	0	0	0	1	7	1	1	3	0
Jordan Smith	.000	.000	.000	.000	13	20	0	0	0	0	0	0	0	0	0	9	0	0	3	0
Zach Stewart	.200	.182	.300	.482	7	10	1	2	1	0	0	1	0	0	0	3	3	0	0	1
Lee Tabor*	.125	.125	.125	.250	10	8	0	1	0	0	0	0	0	0	0	3	1	0	2	0
Justin Tordi	.117	.209	.150	.359	26	60	4	7	2	0	0	2	0	0	7	21	9	0	2	0
Philippe Valiquette*	.000	.000	.000	.000	27	2	0	0	0	0	0	0	0	0	0	1	0	0	0	0
Camilo Vazquez*	.316	.316	.474	.789	35	19	3	6	3	0	0	0	0	0	0	3	9	0	2	0
Zach Ward	.000	.000	.000	.000	10	2	0	0	0	0	0	0	0	0	0	2	0	0	0	0
Sean Watson	.000	.000	.000	.000	46	4	0	0	0	0	0	0	0	0	0	1	0	0	0	0
Travis Wood	.241	.267	.310	.577	19	29	1	7	2	0	0	4	0	0	1	6	9	0	6	0
<b>49 Players</b>	<b>.253</b>	<b>.320</b>	<b>.383</b>	<b>.703</b>	<b>140</b>	<b>4684</b>	<b>566</b>	<b>1184</b>	<b>274</b>	<b>20</b>	<b>99</b>	<b>524</b>	<b>92</b>	<b>51</b>	<b>421</b>	<b>907</b>	<b>1795</b>	<b>55</b>	<b>53</b>	<b>35</b>

## SOUTHERN LEAGUE STANDINGS

EAST DIVISION	AFF	W	L	PCT	GB	WEST DIVISION	AFF	W	L	PCT	GB
Tennessee Smokies	CHC	71	69	.507	-	Birmingham Barons	CHW	92	47	.662	-
<b>Carolina Mudcats</b>	<b>CIN</b>	<b>65</b>	<b>74</b>	<b>.468</b>	<b>5.5</b>	Jacksonville Suns	MIA	82	58	.586	10.5
Chattanooga Lookouts	LAD	65	74	.468	5.5	Mississippi Braves	ATL	65	73	.471	26.5
Huntsville Stars	SEA	63	75	.457	7.0	Mobile BayBears	ARI	66	74	.471	26.5
West Tenn Diamond Jaxx	MIL	62	78	.443	9.0	Montgomery Biscuits	TBD	65	74	.468	27.0

## PLAYERS WHO PLAYED IN MAJOR LEAGUE BASEBALL

Yonder Alonso, Scott Carroll, Zack Cosart, Eneiro Del Rosario, Juan Francisco, Todd Frazier, Jerry Gil, Chris Heisey, Jeremy Horst, Matt Maloney, Kristopher Negron, Logan Ondursek, Curtis Partch, Denis Phipps, Jordan Smith, Zach Stewart

## CAROLINA MUDCATS TEAM PITCHING

PLAYER	W	L	ERA	G	GS	GF	CG	SHO	SV	IP	H	R	ER	HR	BB	SO	HBP	WP	WHIP
Kyle Aseltun*	0	1	19.64	4	0	0	0	0	0	3.2	8	8	8	1	5	5	0	0	3.55
Greg Atencio	1	1	3.38	8	0	4	0	0	0	10.2	10	4	4	0	3	8	0	2	1.22
James Avery	2	3	2.89	10	10	0	0	0	0	56.0	53	26	18	3	19	32	5	4	1.29
Federico Baez	3	2	3.38	13	0	3	0	0	0	21.1	19	12	8	2	9	18	2	0	1.31
Josh Beal	0	0	2.45	2	0	1	0	0	0	3.2	1	1	1	1	0	3	0	0	0.27
Dallas Buck	2	3	4.82	8	8	0	0	0	0	37.1	49	23	20	1	18	25	1	1	1.80
Scott Carroll	0	0	9.00	2	2	0	0	0	0	5.0	9	6	5	0	3	3	1	1	2.40
Tom Cochran*	4	6	3.18	17	15	1	1	1	1	87.2	79	42	31	8	34	70	4	1	1.29
Misael DeJesus	1	4	9.85	7	7	0	0	0	0	28.1	34	37	31	4	26	14	6	1	2.12
Eneiro Del Rosario	0	0	1.59	4	0	2	0	0	1	5.2	2	1	1	0	0	9	2	0	0.35
Ramon Geronimo	4	3	4.87	50	0	26	0	0	5	64.2	65	39	35	6	41	46	1	4	1.64
Jerry Gil	3	4	8.21	24	4	4	0	0	0	49.1	51	50	45	9	48	30	2	10	2.01
Jeremy Horst*	1	4	6.21	5	5	0	0	0	0	29.0	35	20	20	7	10	21	0	2	1.55
Carson Kainer	0	0	0.00	1	0	0	0	0	0	0.2	2	0	0	0	0	1	0	0	3.00
Chris Kelly	0	1	7.88	17	0	5	0	0	0	24.0	28	23	21	1	17	12	1	2	1.88
Matt Klinker	3	2	2.95	6	6	0	0	0	0	36.2	27	12	12	6	13	40	1	0	1.09
Joseph Krebs*	0	1	0.40	11	1	5	0	0	2	22.1	11	4	1	0	11	17	0	0	0.99
Derrick Lutz	1	2	1.99	20	0	8	0	0	2	22.2	18	7	5	0	10	17	1	2	1.24
Justin Mallett	0	2	3.68	5	5	0	0	0	0	29.1	31	12	12	1	7	21	1	0	1.30
Matt Maloney*	0	0	1.29	1	1	0	0	0	0	7.0	3	1	1	1	2	5	0	1	0.71
Ruben Medina	2	4	3.95	51	0	14	0	0	0	70.2	59	33	31	6	48	52	5	6	1.51
Luis Montano	0	6	6.86	7	7	0	0	0	0	39.1	54	32	30	5	17	18	2	3	1.81
Logan Ondursek	2	1	1.65	24	0	15	0	0	7	32.2	21	7	6	0	12	24	0	3	1.01
Steven Ottemess*	1	0	0.00	1	0	0	0	0	0	2.1	0	0	0	0	1	1	0	0	0.43
Curtis Partch	1	0	1.80	1	1	0	0	0	0	5.0	5	1	1	0	2	2	0	0	1.40
Alex Smit*	4	3	3.04	21	10	1	0	0	0	71.0	54	27	24	9	42	73	7	3	1.35
Jordan Smith	5	3	3.44	13	13	0	0	0	0	73.1	77	37	28	4	21	39	2	1	1.34
Zach Stewart	3	0	1.46	7	7	0	0	0	0	37.0	29	7	6	1	10	31	1	1	1.05
Lee Tabor*	1	2	3.13	9	5	1	0	0	0	31.2	28	15	11	3	8	15	2	1	1.14
Justin Tordi	0	0	0.00	2	0	2	0	0	0	2.2	2	0	0	0	1	1	0	0	1.13
Philippe Valiquette*	1	1	2.76	27	0	12	0	0	3	32.2	25	13	10	2	20	27	2	4	1.38
Camilo Vazquez*	5	4	5.29	34	11	10	0	0	0	78.1	85	52	46	6	42	77	3	6	1.62
Zach Ward	2	4	13.50	10	3	1	0	0	0	16.2	31	27	25	0	20	13	2	3	3.06
Sean Watson	4	4	4.48	46	0	23	0	0	8	66.1	54	33	33	6	42	63	5	2	1.45
Travis Wood*	9	3	1.21	19	19	0	1	1	0	119.0	78	23	16	2	37	103	5	0	0.97
<b>35 Players</b>	<b>65</b>	<b>74</b>	<b>4.01</b>	<b>140</b>	<b>140</b>	<b>138</b>	<b>2</b>	<b>11</b>	<b>29</b>	<b>1223.2</b>	<b>1137</b>	<b>635</b>	<b>545</b>	<b>95</b>	<b>599</b>	<b>936</b>	<b>64</b>	<b>64</b>	<b>1.42</b>



**Classification:** Double-A  
**Affiliation:** Cincinnati Reds (NL)  
**League:** Southern League (North Division)  
**Record:** 58-79, 1st: 30-39, 2nd: 28-40

**Playoffs:** Did not qualify  
**Manager:** David Bell  
**Pitching Coach:** Tom Brown  
**Hitting Coach:** Ryan Jackson

CAROLINA MUDCATS TEAM BATTING																									
PLAYER	AVG	OBP	SLG	OPS	G	AB	R	H	2B	3B	HR	RBI	SB	CS	BB	SO	TB	HBP	SH	SF					
Yonder Alonso*	.267	.388	.406	.794	31	101	19	27	5	0	3	13	4	2	19	16	41	1	0	0					
James Avery	.000	.125	.000	.125	7	7	0	0	0	0	0	0	0	1	4	0	0	0	0	0					
Federico Baez	1.000	1.000	1.000	2.000	20	1	1	1	0	0	0	0	0	0	0	1	0	0	0	0					
Brad Boxberger	.000	.000	.000	.000	22	1	0	0	0	0	0	0	0	0	1	0	0	0	0	0					
Dallas Buck	.429	.429	.429	.857	10	7	1	3	0	0	0	0	0	0	1	3	0	0	0	0					
Shane Carlson	.250	.308	.583	.891	4	12	1	3	1	0	1	2	0	0	0	1	7	1	0	0					
Scott Carroll	.143	.143	.179	.321	20	28	2	4	1	0	0	0	0	0	9	5	0	3	0	0					
Jose Castro#	.235	.275	.272	.547	113	357	24	84	13	0	0	32	1	0	14	39	97	7	11	4					
Tom Cochran*	.129	.229	.161	.390	26	31	1	4	1	0	0	1	0	0	4	12	5	0	3	0					
Mike Costanzo*	.270	.349	.459	.808	88	307	47	83	21	2	11	50	7	0	33	84	141	6	1	4					
Sean Danielson#	.258	.333	.299	.632	79	194	20	50	5	0	1	8	9	7	20	38	58	2	0	0					
Kyle Day*	.333	.538	.556	1.094	4	9	1	3	2	0	0	2	0	0	4	2	5	0	0	0					
Chris Denove	.313	.383	.467	.850	48	150	22	47	11	0	4	26	3	0	16	24	70	1	0	0					
Eric Eymann	.259	.304	.372	.676	90	328	37	85	18	2	5	38	7	3	21	56	122	2	1	4					
Matt Fairel*	.067	.222	.267	.489	10	15	3	1	0	0	1	2	0	0	3	5	4	0	1	0					
Jerry Gil	.000	.000	.000	.000	40	4	0	0	0	0	0	0	0	0	0	0	0	0	2	0					
Michael Griffin	.250	.268	.385	.652	18	52	3	13	4	0	1	9	0	0	2	7	20	0	1	2					
Daryl Harang*	.000	.000	.000	.000	14	3	0	0	0	0	0	0	0	0	0	1	0	0	0	0					
Sean Henry	.298	.353	.406	.759	121	406	50	121	23	3	5	56	15	8	27	64	165	8	4	1					
Jeremy Horst*	.000	.000	.000	.000	27	3	0	0	0	0	0	0	0	0	0	2	0	0	2	0					
Jordan Hotchkiss	.000	.000	.000	.000	3	3	0	0	0	0	0	0	0	0	0	2	0	0	1	0					
Jake Kahalelelio	.257	.338	.422	.759	113	408	61	105	26	1	13	52	5	3	43	77	172	7	4	1					
Carson Kainer	.000	.000	.000	.000	1	4	0	0	0	0	0	0	0	0	0	1	0	0	0	0					
Matt Klinker	.172	.250	.172	.422	18	29	2	5	0	0	0	2	0	1	3	16	5	0	6	0					
Joseph Krebs*	-	1.000	-	-	43	0	0	0	0	0	0	0	0	0	1	0	0	0	0	0					
Chris McMurray	.241	.276	.337	.613	30	83	9	20	5	0	1	8	0	0	3	24	28	1	3	0					
Ruben Medina	.333	.333	.333	.667	45	3	0	1	0	0	0	0	0	0	0	0	1	0	0	0					
Carlos Mendez	.231	.281	.277	.557	42	130	16	30	4	1	0	6	0	1	9	19	36	0	0	0					
Devin Mesoraco	.294	.363	.594	.957	56	187	42	55	11	3	13	31	1	0	18	37	111	4	0	3					
Kristopher Negron	.272	.361	.409	.770	120	470	79	128	19	6	11	41	34	9	51	97	192	16	7	3					
Logan Parker*	.111	.105	.111	.216	5	18	1	2	0	0	0	1	2	0	0	4	2	0	1	1					
Curtis Partch	.000	.000	.000	.000	1	1	0	0	0	0	0	0	0	0	0	0	0	0	0	0					
Felix Perez*	.266	.325	.360	.684	35	139	11	37	5	1	2	11	8	4	5	31	50	7	1	0					
Denis Phipps	.228	.295	.336	.631	104	372	44	85	22	3	4	35	8	9	32	86	125	4	1	2					
Cody Puckett	.500	.500	.667	1.167	4	12	3	6	2	0	0	1	1	0	0	1	8	0	0	0					
Miguel Rojas	.222	.276	.222	.498	7	27	1	6	0	0	0	4	1	1	2	4	6	0	0	0					
Dave Sappelt	.361	.416	.548	.964	89	330	53	119	19	8	9	62	15	13	31	46	181	3	4	4					
Alex Smit*	.125	.125	.375	.500	10	8	0	1	0	1	0	0	0	0	0	4	3	0	1	0					
Lee Tabor*	.000	.000	.000	.000	33	6	1	0	0	0	0	0	0	0	0	4	0	0	0	0					
Luis Terrero	.270	.352	.447	.798	46	141	22	38	13	0	4	23	6	0	17	40	63	3	1	4					
Daryl Thompson	.200	.200	.200	.400	12	10	1	2	0	0	0	2	0	0	0	2	2	0	1	0					
Travis Webb*	.143	.217	.143	.360	23	21	2	3	0	0	0	1	0	0	2	10	3	0	4	0					
Brandon Yarbrough*	.253	.309	.356	.665	82	233	24	59	15	0	3	22	1	3	20	84	83	0	1	3					
43 Players	.265	.330	.390	.721	137	4651	604	1231	246	31	92	541	128	65	401	955	1815	73	68	36					

## SOUTHERN LEAGUE STANDINGS

NORTH DIVISION					SOUTH DIVISION						
AFF	W	L	PCT	GB	AFF	W	L	PCT	GB		
Tennessee Smokies	CHI	86	53	.619	-	Jacksonville Suns	FLA	81	59	.579	-
West Tenn Diamond Jaxx	CHC	73	66	.525	13.0	Mobile BayBears	ARI	75	62	.547	4.5
Huntsville Stars	MIL	67	73	.479	19.5	Montgomery Biscuits	TBD	72	66	.522	8.0
Chattanooga Lookouts	LAD	65	74	.468	21.0	Mississippi Braves	ATL	63	74	.460	16.5
Carolina Mudcats	CIN	58	79	.423	27.0	Birmingham Barons	CHW	53	87	.379	28.0

## PLAYERS WHO PLAYED IN MAJOR LEAGUE BASEBALL

Yonder Alonso, Brad Boxberger, Scott Carroll, Nick Christiani, Mike Costanzo, Jesus Delgado, Justin Freeman, Jerry Gil, Jeremy Horst, Donnie Joseph, Devin Mesoraco, Kristopher Negron, Curtis Partch, Denis Phipps, Miguel Rojas, Dave Sappelt, Jordan Smith, Luis Terrero, Daryl Thompson

## CAROLINA MUDCATS TEAM PITCHING

PLAYER	W	L	ERA	G	GS	GF	CG	SHO	SV	IP	H	R	ER	HR	BB	SO	HBP	WP	WHIP
James Avery	2	3	5.63	7	7	0	0	0	0	40.0	52	26	25	7	16	21	2	0	1.70
Federico Baez	0	1	2.86	20	0	13	0	0	5	28.1	25	9	9	0	9	19	0	0	1.20
Brad Boxberger	1	4	8.49	22	0	6	0	0	0	29.2	35	28	28	4	22	40	3	5	1.92
Dallas Buck	3	4	6.41	9	9	0	0	0	0	39.1	56	30	28	3	14	21	0	1	1.78
Scott Carroll	3	9	3.68	20	20	0	2	0	0	117.1	120	58	48	6	30	66	9	4	1.28
Nick Christiani	0	0	4.50	2	0	2	0	0	0	2.0	4	1	1	0	0	1	0	0	2.00
Tom Cochran*	8	5	2.69	25	25	0	0	0	0	137.0	117	52	41	11	53	99	10	2	1.24
Gilbert De La Vara*	0	0	14.40	4	0	2	0	0	0	5.0	10	8	8	1	3	5	0	0	2.60
Jesus Delgado	1	0	5.19	6	0	2	0	0	0	8.2	10	5	5	1	4	5	0	0	1.62
Matt Fairrel*	5	3	3.98	10	10	0	1	1	0	61.0	51	30	27	11	24	44	1	3	1.23
Justin Freeman	0	0	2.45	8	0	2	0	0	0	11.0	8	3	3	0	2	5	0	1	0.91
Jerry Gil	3	6	4.66	40	0	18	0	0	7	56.0	54	29	29	4	53	46	7	12	1.91
Daryl Harang*	1	2	7.36	14	0	2	0	0	0	25.2	27	23	21	3	13	9	3	0	1.56
Jeremy Horst*	3	2	2.09	27	0	8	0	0	0	43.0	35	13	10	1	9	46	0	2	1.02
Jordan Hotchkiss	0	1	3.38	3	3	0	0	0	0	16.0	15	11	6	3	6	11	0	0	1.31
Donnie Joseph*	1	0	5.14	7	0	4	0	0	1	7.0	7	6	4	0	2	7	0	0	1.29
Matt Klinker	7	6	2.83	18	18	0	0	0	0	111.1	97	43	35	9	24	97	10	2	1.09
Joseph Krebs*	3	2	4.29	43	0	15	0	0	1	56.2	60	27	27	2	23	51	5	1	1.47
Ruben Medina	4	2	2.87	45	0	13	0	0	2	69.0	60	26	22	3	41	38	5	8	1.46
Carlos Mendez	0	0	9.00	1	0	1	0	0	0	1.0	1	1	1	0	0	0	0	1	1.00
Curtis Partch	0	1	21.00	1	1	0	0	0	0	3.0	7	7	7	2	2	1	1	0	3.00
Alex Smit*	1	5	9.14	10	9	0	0	0	0	43.1	55	45	44	6	29	39	8	4	1.94
Jordan Smith	1	3	5.08	27	0	23	0	0	9	28.1	38	20	16	3	8	14	1	1	1.62
Lee Tabor*	3	3	4.88	33	0	7	0	0	1	55.1	62	36	30	4	22	51	7	7	1.52
Daryl Thompson	0	5	3.71	12	12	0	0	0	0	51.0	38	25	21	3	11	52	1	2	0.96
Philippe Valiquette*	2	0	3.99	25	0	13	0	0	4	29.1	34	14	13	0	16	21	0	2	1.71
Sean Watson	0	1	14.54	9	0	3	0	0	0	8.2	17	16	14	1	9	9	2	1	3.00
Travis Webb*	6	10	4.93	23	23	0	0	0	0	118.2	126	65	65	14	63	94	8	9	1.59
Abe Woody	0	1	10.38	3	0	0	0	0	0	4.1	6	5	5	0	0	3	0	0	1.39
<b>29 Players</b>	<b>58</b>	<b>79</b>	<b>4.42</b>	<b>137</b>	<b>137</b>	<b>134</b>	<b>3</b>	<b>6</b>	<b>30</b>	<b>1207.0</b>	<b>1227</b>	<b>662</b>	<b>593</b>	<b>102</b>	<b>508</b>	<b>915</b>	<b>83</b>	<b>68</b>	<b>1.44</b>

NEFTALI SOTO



**Classification:** Double-A

**Affiliation:** Cincinnati Reds (NL)

**League:** Southern League (North Division)

**Record:** 53-86, 1st: 23-47, 2nd: 30-39

**Playoffs:** Did not qualify

**Manager:** David Bell

**Hitting Coach:** Ryan Jackson

**Pitching Coach:** Tom Brown

CAROLINA MUDCATS TEAM BATTING

PLAYER	AVG	OBP	SLG	OPS	G	AB	R	H	2B	3B	HR	RBI	SB	CS	BB	SO	TB	HBP	SH	SF
James Avery	.129	.237	.129	.366	27	31	3	4	0	0	2	0	0	0	5	9	4	0	3	2
Quintin Berry*	.297	.399	.409	.808	93	320	64	95	16	1	6	41	40	7	52	83	131	3	2	1
Dallas Buck	.222	.300	.333	.633	9	9	0	2	1	0	0	1	0	0	1	5	3	0	1	0
Eric Campbell	.265	.327	.467	.794	81	257	33	68	19	0	11	43	0	3	18	45	120	6	0	0
Jose Castro#	.316	.353	.364	.717	78	231	25	73	11	0	0	26	0	1	5	15	84	10	4	3
Kevin Coddington	.202	.266	.250	.516	39	124	12	25	6	0	0	11	2	0	11	16	31	1	1	3
David Cook	.256	.366	.409	.775	98	308	54	79	23	0	8	24	6	3	49	90	126	4	0	0
Mike Costanzo*	.271	.351	.475	.825	73	255	43	69	18	5	8	36	2	3	33	68	121	0	0	3
Kyle Day*	.182	.333	.242	.576	23	33	3	6	2	0	0	2	1	0	8	10	8	0	0	1
Pat Doyle	-	1.000	-	-	2	0	0	0	0	0	0	0	0	0	1	0	0	0	0	0
Eric Eymann	.188	.188	.188	.375	7	16	1	3	0	0	0	2	0	0	0	4	3	0	0	0
Josh Fellhauer*	.278	.366	.319	.685	28	72	12	20	3	0	0	9	1	2	10	18	23	0	0	0
Mark Fleury*	.167	.250	.667	.917	2	6	1	1	0	0	1	2	0	0	0	3	4	1	0	1
Justin Freeman	.333	.333	1.000	1.333	54	3	1	1	0	1	0	0	0	0	0	1	3	0	0	0
Yasmani Grandal#	.301	.360	.474	.835	45	156	20	47	15	0	4	26	0	1	13	39	74	2	0	1
Brodie Greene	.278	.316	.333	.649	5	18	3	5	1	0	0	2	2	0	1	0	6	0	0	0
Didi Gregorius*	.270	.312	.392	.704	38	148	18	40	6	3	2	16	3	2	9	25	58	0	3	0
Tim Gustafson	.000	.000	.000	.000	25	10	0	0	0	0	0	0	0	0	0	8	0	0	2	0
Tim Hamulack	.000	.000	.000	.000	31	1	0	0	0	0	0	0	0	0	0	1	0	0	0	0
Jordan Hotchkiss	.000	.250	.000	.250	3	3	1	0	0	0	0	0	0	0	1	1	0	0	0	0
Brandon Hynick	.444	.444	.556	1.000	15	9	0	4	1	0	0	1	0	0	0	1	5	0	5	0
Jeff Jeffords	.000	.000	.000	.000	11	3	0	0	0	0	0	0	0	0	0	2	0	0	0	0
Donnie Joseph*	.500	.500	.500	1.000	57	2	0	1	0	0	0	0	0	0	0	0	1	0	0	0
Jake Kahalelelio	.217	.308	.333	.641	94	276	35	60	11	3	5	34	2	2	26	52	92	11	1	2
Matt Klinker	.100	.143	.100	.243	15	20	0	2	0	0	0	0	0	0	1	8	2	0	2	0
Ryan LaMarre	.267	.421	.333	.754	5	15	3	4	1	0	0	0	3	0	3	5	1	0	0	0
Justin Lehr	.000	.000	.000	.000	12	12	0	0	0	0	0	0	0	0	0	8	0	0	1	0
Fred Lewis*	.261	.370	.391	.762	7	23	3	6	3	0	0	1	1	0	4	4	9	0	0	0
Kyle McCulloch	.118	.286	.118	.403	24	17	1	2	0	0	0	1	0	0	4	8	2	0	1	0
Chris McMurray	.179	.236	.209	.445	19	67	8	12	2	0	0	7	0	0	4	16	14	1	1	0
Ruben Medina	-	-	-	-	13	0	0	0	0	0	0	0	0	0	0	0	0	0	1	0
Carlos Mendez	.158	.273	.158	.431	8	19	2	3	0	0	0	1	1	0	3	2	3	0	0	0
Chris Mobley	1.000	.667	1.000	1.667	28	2	0	2	0	0	0	1	0	0	0	0	2	0	0	1
Curtis Partch	.222	.300	.333	.633	7	9	1	2	1	0	0	2	0	0	1	1	3	0	1	0
Felix Perez*	.257	.298	.361	.659	92	327	41	84	16	3	4	32	7	2	14	50	118	6	2	2
Denis Phipps	.328	.382	.502	.883	82	305	53	100	22	5	7	38	10	6	27	83	153	2	0	4
Cody Puckett	.248	.313	.466	.779	96	339	51	84	29	0	15	68	10	3	28	80	158	7	0	6
Josh Ravin	.000	.000	.000	.000	6	6	0	0	0	0	0	0	0	0	0	1	0	0	0	0
Bill Rhinehart*	.287	.380	.513	.893	36	115	21	33	5	0	7	29	1	1	17	30	59	2	0	3
Henry Rodriguez#	.302	.367	.432	.799	69	278	39	84	19	1	5	37	18	3	25	43	120	4	4	1
Miguel Rojas	.259	.302	.285	.587	68	239	26	62	6	0	0	24	11	7	16	39	68	0	7	3
Clayton Shunick	.000	.000	.000	.000	9	2	0	0	0	0	0	0	0	0	0	1	0	0	0	0
James Skelton*	.236	.375	.370	.745	49	127	14	30	9	1	2	16	5	2	30	29	47	0	2	3
Neftali Soto	.272	.329	.575	.904	102	379	70	103	19	3	30	76	0	1	25	96	218	8	0	2
Lee Tabor*	.250	.250	.250	.500	21	4	0	1	0	0	0	0	0	0	2	1	0	3	0	0
Daryl Thompson	.200	.200	.300	.500	9	10	0	2	1	0	0	1	0	0	0	1	3	0	2	0
Pedro Villarreal	.077	.111	.077	.188	17	26	1	2	0	0	0	0	0	0	1	12	2	0	2	0
Travis Webb*	.167	.286	.167	.452	36	6	1	1	0	0	0	1	0	0	1	3	1	0	0	0
<b>48 Players</b>	<b>.263</b>	<b>.334</b>	<b>.406</b>	<b>.741</b>	<b>139</b>	<b>4638</b>	<b>664</b>	<b>1222</b>	<b>266</b>	<b>26</b>	<b>115</b>	<b>613</b>	<b>126</b>	<b>49</b>	<b>447</b>	<b>1016</b>	<b>1885</b>	<b>69</b>	<b>51</b>	<b>42</b>

## SOUTHERN LEAGUE STANDINGS

NORTH DIVISION					SOUTH DIVISION						
AFF	W	L	PCT	GB	AFF	W	L	PCT	GB		
Tennessee Smokies	CHC	83	57	.593	-	Mobile BayBears	ARI	84	54	.609	-
Chattanooga Lookouts	LAD	77	62	.554	5.5	Birmingham Barons	CHW	71	69	.507	14.0
Jackson Generals	SEA	68	72	.486	15.0	Jacksonville Suns	FLA	70	70	.500	15.0
Huntsville Stars	MIL	64	73	.467	17.5	Montgomery Biscuits	TBD	65	74	.468	19.5
Carolina Mudcats	CIN	53	86	.381	29.5	Mississippi Braves	ATL	61	79	.436	24.0

## PLAYERS WHO PLAYED IN MAJOR LEAGUE BASEBALL

Jose Arredondo, Quintin Berry, Brad Boxberger, Aroldis Chapman, Nick Christiani, Mike Costanzo, Justin Freeman, Yasmani Grandal, Didi Gregorius, Tim Hamulack, Donnie Joseph, Ryan LaMarre, Justin Lehr, Fred Lewis, Curtis Partch, Denis Phipps, Josh Ravin, Henry Rodriguez, Miguel Rojas, Neftali Soto, Daryl Thompson, Pedro Villarreal

## CAROLINA MUDCATS TEAM PITCHING

PLAYER	W	L	ERA	G	GS	GF	CG	SHO	SV	IP	H	R	ER	HR	BB	SO	HBP	WP	WHIP
James Adkins*	0	1	5.74	31	0	8	0	0	0	31.1	33	20	20	3	22	24	1	4	1.76
Jose Arredondo	1	0	2.35	6	0	2	0	0	0	7.2	4	2	2	0	4	11	0	0	1.04
James Avery	6	12	4.70	27	26	0	0	0	0	139.2	163	89	73	18	54	76	11	13	1.55
Andrew Bowman*	0	0	0.00	2	0	0	0	0	0	2.0	1	0	0	0	2	3	0	0	1.50
Brad Boxberger	1	2	1.31	30	0	22	0	0	4	34.1	16	5	5	2	13	57	0	1	0.85
Jason Braun	0	0	10.80	4	0	2	0	0	0	3.1	5	4	4	2	1	2	1	0	1.80
Dallas Buck	1	5	8.50	8	0	0	0	0	0	36.0	53	43	34	2	20	21	4	2	2.03
Aroldis Chapman*	1	1	6.14	5	2	0	0	0	0	7.1	5	5	5	1	6	11	0	2	1.50
Nick Christiani	2	0	1.75	20	0	6	0	0	3	25.2	16	5	5	0	5	22	0	1	0.82
Pat Doyle	1	0	19.29	2	0	1	0	0	0	2.1	8	5	5	0	2	1	0	0	4.29
Justin Freeman	2	4	5.25	54	0	14	0	0	1	60.0	74	39	35	10	25	56	6	3	1.65
Tim Gustafson	3	4	3.76	25	8	6	0	0	3	67.0	60	32	28	6	32	38	0	6	1.37
Tim Hamulack*	1	3	4.75	31	0	14	0	0	3	30.1	31	17	16	1	16	33	2	1	1.55
Jordan Hotchkiss	1	2	5.84	3	3	0	0	0	0	12.1	20	9	8	1	7	8	0	0	2.19
Brandon Hynick	4	3	3.67	15	7	1	0	0	0	56.1	52	26	23	2	20	34	2	3	1.28
Jeff Jeffords	1	0	7.53	10	0	1	0	0	0	14.1	25	14	12	1	11	10	1	2	2.51
Donnie Joseph*	1	3	6.94	57	0	32	0	0	8	58.1	67	45	45	8	30	66	5	4	1.66
Matt Klinker	6	7	5.23	15	14	0	2	0	0	82.2	100	54	48	9	25	54	11	0	1.51
Justin Lehr	1	2	5.44	12	10	0	0	0	0	48.0	57	30	29	8	24	31	3	3	1.69
Kyle McCulloch	6	7	5.51	24	14	1	0	0	0	94.2	113	63	58	8	29	53	5	0	1.50
Ruben Medina	1	1	4.00	13	0	6	0	0	0	18.0	17	9	8	3	6	10	0	0	1.28
Carlos Mendez	0	0	18.00	1	0	1	0	0	0	1.0	1	2	2	0	1	1	1	1	2.00
Chris Mobley	2	5	6.55	28	0	10	0	0	1	33.0	35	27	24	6	12	43	5	6	1.42
Curtis Partch	2	2	6.92	7	7	0	0	0	0	39.0	55	32	30	3	13	33	3	1	1.74
Josh Ravin	0	2	7.07	6	6	0	0	0	0	28.0	30	25	22	2	23	21	1	3	1.89
Clayton Shunick	0	1	4.91	9	0	0	0	0	0	18.1	20	10	10	1	6	7	1	0	1.42
Lee Tabor*	0	4	8.39	21	3	3	0	0	0	34.1	38	33	32	4	26	21	4	0	1.86
Daryl Thompson	1	4	4.44	9	9	0	0	0	0	46.2	47	28	23	7	17	41	1	2	1.37
Pedro Villarreal	7	4	4.42	17	17	0	1	0	0	91.2	92	52	45	11	20	68	7	4	1.22
Travis Webb*	1	7	4.41	36	5	6	0	0	1	69.1	66	37	34	6	36	89	5	2	1.47
<b>30 Players</b>	<b>53</b>	<b>86</b>	<b>5.17</b>	<b>139</b>	<b>139</b>	<b>136</b>	<b>3</b>	<b>4</b>	<b>24</b>	<b>1193.0</b>	<b>1304</b>	<b>762</b>	<b>685</b>	<b>125</b>	<b>508</b>	<b>945</b>	<b>80</b>	<b>64</b>	<b>1.52</b>

TONY WOLTERS



**Classification:** Class-A Advanced  
**Affiliation:** Cleveland Indians (AL)  
**League:** Carolina League (Southern Div.)  
**Record:** 63-77, 1st: 32-38, 2nd: 31-39

**Playoffs:** Did not qualify  
**Manager:** Edwin Rodriguez  
**Pitching Coach:** Scott Erickson  
**Hitting Coach:** Eddie Tucker

CAROLINA MUDCATS TEAM BATTING																					
PLAYER	AVG	OBP	SLG	OPS	G	AB	R	H	2B	3B	HR	RBI	SB	CS	BB	SO	TB	HBP	SH	SF	
Jesus Aguilar	.277	.365	.454	.819	107	368	63	102	25	2	12	58	0	1	45	91	167	9	0	5	
Marcus Bradley*	.195	.250	.195	.445	12	41	2	8	0	0	1	0	2	3	11	8	0	0	0	0	
Tyler Cannon	.267	.331	.358	.689	88	288	36	77	21	1	1	27	1	0	27	72	103	2	0	3	
Jordan Casas*	.000	.200	.000	.200	2	4	0	0	0	0	0	0	1	0	1	1	0	0	0	0	
Dwight Childs	.138	.187	.215	.402	44	130	9	18	4	0	2	16	1	0	6	39	28	2	4	1	
Delvi Cid	.281	.343	.431	.774	95	274	50	77	18	4	5	29	32	10	21	80	118	5	8	0	
Anthony Gallas	.250	.305	.415	.720	107	376	48	94	30	4	8	51	2	3	27	85	156	4	0	3	
Bo Greenwell*	.310	.387	.427	.813	46	171	19	53	10	2	2	17	5	1	19	32	73	3	2	1	
Todd Hankins	.218	.315	.410	.725	24	78	9	17	4	1	3	11	3	1	9	28	32	2	0	0	
Tyler Holt	.263	.349	.339	.688	81	316	48	83	10	7	0	22	16	8	38	62	107	4	4	0	
Jake Lowery*	.222	.315	.325	.640	59	203	20	45	15	0	2	25	0	1	28	71	66	0	1	1	
Carlos Moncrief*	.249	.339	.465	.804	101	353	57	88	23	4	15	53	17	2	46	126	164	3	3	2	
Alex Monsalve	.233	.280	.293	.573	34	116	10	27	4	0	1	6	1	0	7	17	34	1	1	1	
Ronny Rodriguez	.264	.300	.452	.752	126	454	67	120	20	4	19	66	7	7	19	88	205	5	3	2	
Jeremie Tice	.282	.370	.580	.950	52	181	33	51	18	0	12	47	0	0	20	44	105	6	0	1	
Justin Toole	.241	.282	.296	.579	83	270	24	65	6	3	1	18	5	3	12	46	80	4	5	1	
Giovanny Urshela	.278	.309	.446	.755	114	439	50	122	30	1	14	59	1	1	16	60	196	7	5	8	
LeVon Washington*	.071	.133	.071	.205	4	14	2	1	0	0	0	1	0	0	1	3	1	0	0	0	
Tony Wolters*	.260	.320	.404	.724	125	485	66	126	30	8	8	58	5	9	36	104	196	8	5	3	
19 Players	.257	.321	.403	.725	140	4561	613	1174	268	41	105	565	97	49	381	1060	1839	65	41	32	

### CAROLINA LEAGUE STANDINGS

Northern Division						Southern Division					
AFF	W	L	PCT	GB		AFF	W	L	PCT	GB	
Lynchburg Hillcats	ATL	72	68	.514	--	Winston-Salem Dash	CHW	87	51	.630	--
Wilmington Blue Rocks	KCR	66	74	.471	6.0	Myrtle Beach Pelicans	TEX	74	65	.532	13.5
Potomac Nationals	WSN	64	75	.460	7.5	Salem Red Sox	BOS	68	69	.496	18.5
Frederick Keys	BAL	62	77	.446	9.5	Carolina Mudcats	CLE	63	77	.450	25.0


### PLAYERS WHO PLAYED IN MAJOR LEAGUE BASEBALL

Jesus Aguilar, Cody Allen, Shawn Armstrong, Joe Colon, Tyler Holt, T.J. House, Carlos Martinez, Toru Murata, Ronny Rodriguez, Danny Salazar, Tyler Sturdevant, Giovanni Urshela, Tony Wolters

### CAROLINA MUDCATS TEAM PITCHING

PLAYER	W	L	ERA	G	GS	GF	CG	SHO	SV	IP	H	R	ER	HR	BB	SO	HBP	WP	WHIP
Cody Allen	0	0	0.00	2	0	1	0	0	0	4.0	1	0	0	0	0	8	0	0	0.25
Shawn Armstrong	1	3	2.06	26	0	12	0	0	1	43.2	31	10	10	0	23	52	6	3	1.24
Kyle Blair	5	2	5.95	22	3	6	0	0	0	59.0	56	42	39	8	33	44	9	20	1.51
Brett Brach	0	1	4.45	9	4	1	0	0	0	28.1	29	15	14	1	11	16	4	1	1.41
Joe Colon	1	2	7.53	3	3	0	0	0	0	14.1	21	17	12	3	7	11	0	0	1.95
Clayton Cook	1	0	2.31	3	3	0	0	0	0	11.2	5	5	3	0	7	8	1	3	1.03
Cole Cook	0	1	2.74	14	1	8	0	0	3	23.0	19	10	7	3	10	18	0	1	1.26
Jordan Cooper	9	7	3.54	29	7	5	0	0	1	94.0	101	43	37	8	16	75	4	6	1.25
Dale Dickerson	5	2	4.38	30	1	18	0	0	1	39.0	35	24	19	1	33	29	9	4	1.74
Clayton Ehler	1	0	9.00	2	0	2	0	0	0	2.0	2	4	2	0	4	4	0	1	3.00
Jose Flores	1	2	2.37	36	0	30	0	0	15	38.0	35	14	10	0	13	35	2	4	1.26
Michael Goodnight	2	13	4.64	28	27	0	0	0	0	145.1	151	89	75	8	76	101	19	20	1.56
Trey Haley	0	0	1.04	12	0	7	0	0	2	17.1	8	4	2	0	6	16	4	6	0.81
T.J. House*	2	0	1.44	4	4	0	0	0	0	25.0	17	9	4	1	6	26	3	2	0.92
Antwonie Hubbard	0	0	0.00	1	0	1	0	0	0	1.0	0	0	0	0	0	0	1	0	0.00
Francisco Jimenez*	8	8	5.19	26	21	0	1	0	0	112.2	131	71	65	9	57	64	4	10	1.67
Jeff Johnson	0	2	4.15	9	0	5	0	0	1	17.1	13	8	8	1	3	18	0	0	0.92
Josh Martin	0	1	5.06	3	0	2	0	0	0	5.1	6	3	3	2	1	4	0	0	1.31
Fabio Martinez	0	2	8.53	8	0	2	0	0	0	6.1	5	7	6	0	8	7	2	9	2.05
Toru Murata	0	0	0.00	1	0	0	0	0	0	1.1	1	0	0	0	1	2	0	0	1.50
Rob Nixon	1	0	5.40	14	0	3	0	0	1	30.0	33	19	18	1	10	26	2	2	1.43
Matt Packer*	1	0	0.00	2	2	0	0	0	0	8.0	3	0	0	0	1	7	0	0	0.50
Kyle Petter*	1	1	5.59	17	0	2	0	0	0	29.0	29	20	18	2	22	26	5	2	1.76
Mike Rayl*	10	9	4.28	27	27	0	0	0	0	149.1	144	76	71	13	57	95	16	4	1.35
J.D. Reichenbach*	5	7	5.14	38	0	15	0	0	1	63.0	68	43	36	5	30	48	4	3	1.56
Will Roberts	5	10	5.68	24	19	2	1	0	0	122.0	146	83	77	10	30	77	5	6	1.44
Danny Salazar	1	2	2.68	16	16	0	0	0	0	53.2	46	17	16	3	19	53	0	4	1.21
Grant Sides	2	1	3.52	21	0	13	0	0	5	30.2	26	15	12	1	23	38	1	5	1.60
Tyler Sturdevant	1	0	0.00	5	0	2	0	0	0	7.0	2	0	0	0	2	3	0	0	0.57
Benny Suarez	0	1	5.40	2	2	0	0	0	0	6.2	8	4	4	0	2	3	1	2	1.50
Justin Toole	0	0	18.00	1	0	1	0	0	0	1.0	2	2	2	2	0	2	0	0	2.00
31 Players	63	77	4.31	140	140	138	2	8	31	1189.0	1174	654	570	82	511	916	102	118	1.42

## FRANCISCO LINDOR

**Classification:** Class-A Advanced**Affiliation:** Cleveland Indians (AL)**League:** Carolina League (Southern Div.)**Record:** 57-83, 1st: 22-48, 2nd: 35-35**Playoffs:** Did not qualify**Manager:** Dave Wallace**Pitching Coach:** Jeff Harris**Hitting Coach:** Rouglas Odor

## CAROLINA MUDCATS TEAM BATTING

PLAYER	AVG	OBP	SLG	OPS	G	AB	R	H	2B	3B	HR	RBI	SB	CS	BB	SO	TB	HBP	SH	SF
Ryan Battaglia	.226	.339	.321	.659	20	53	2	12	5	0	0	8	0	0	7	25	17	2	0	0
Anthony Gallas	.212	.268	.269	.537	14	52	6	11	3	0	0	2	0	0	3	9	14	1	0	0
Erik Gonzalez	.242	.259	.366	.625	39	153	16	37	9	5	0	27	1	2	5	38	56	0	1	4
Bo Greenwell*	.246	.319	.381	.700	65	244	35	60	17	2	4	42	5	1	24	35	93	3	0	2
Todd Hankins	.204	.323	.259	.582	37	108	18	22	6	0	0	6	14	1	16	32	28	3	2	0
Alex Lavisky	.224	.283	.343	.626	39	143	20	32	8	0	3	21	0	0	10	34	49	3	2	3
Francisco Lindor#	.306	.373	.410	.783	83	327	51	100	19	6	1	27	20	5	35	39	134	2	6	3
Jake Lowery*	.195	.340	.366	.706	12	41	4	8	2	1	1	5	0	0	9	12	15	0	0	0
Zach MacPhee	.219	.326	.306	.632	60	183	15	40	8	1	2	16	1	1	30	37	56	0	3	2
Paddy Matera	.282	.415	.419	.834	73	241	49	68	19	1	4	35	0	0	39	54	101	18	1	3
Yhoxian Medina	.232	.267	.256	.524	23	82	6	19	2	0	0	8	1	4	2	18	21	2	1	0
Bryson Myles	.285	.357	.427	.785	92	337	55	96	20	2	8	52	15	7	32	84	144	11	1	9
Tyler Naquin*	.277	.345	.424	.769	108	448	69	124	27	6	9	42	14	7	41	112	190	6	2	1
Luigi Rodriguez*	.283	.383	.398	.782	34	113	16	32	11	1	0	11	3	4	18	36	45	1	1	1
Jerrud Sabourin*	.260	.345	.339	.683	121	434	43	113	23	1	3	54	0	2	56	64	147	4	0	8
Joe Sever	.316	.366	.368	.734	21	76	11	24	4	0	0	6	1	0	5	10	28	1	0	0
Aaron Siliga*	.143	.211	.200	.411	10	35	1	5	2	0	0	0	1	0	3	7	7	0	1	0
Jordan Smith*	.292	.368	.400	.768	134	518	71	151	29	6	5	54	18	9	62	72	207	2	2	2
Justin Toole	.211	.242	.238	.480	43	147	10	31	4	0	0	19	3	2	7	17	35	0	5	3
Charlie Valerio#	.238	.305	.346	.651	53	185	21	44	12	1	2	26	0	0	20	48	64	0	0	5
Logan Vick#	.225	.360	.380	.741	20	71	9	16	3	1	2	11	1	1	14	19	27	1	1	0
Joey Wendle*	.295	.372	.513	.885	107	413	73	122	32	5	16	64	10	2	44	79	212	10	1	6
Tony Wolters*	.277	.369	.353	.722	80	289	36	80	13	0	3	33	3	6	41	58	102	3	4	3
23 Players	.266	.345	.382	.727	140	4693	637	1247	278	39	63	569	111	54	523	939	1792	73	34	55

### CAROLINA LEAGUE STANDINGS

Northern Division						Southern Division					
AFF	W	L	PCT	GB		AFF	W	L	W-L%	GB	
Potomac Nationals	WSN	84	55	.604	-	Myrtle Beach Pelicans	TEX	77	62	.554	-
Lynchburg Hillcats	ATL	69	70	.496	15.0	Salem Red Sox	BOS	76	64	.543	1.5
Wilmington Blue Rocks	KCR	63	77	.450	21.5	Winston-Salem Dash	CHW	71	69	.507	6.5
Frederick Keys	BAL	61	78	.439	23.0	Carolina Mudcats	CLE	57	83	.407	20.5

### PLAYERS WHO PLAYED IN MAJOR LEAGUE BASEBALL

Cody Anderson, Elvis Araujo, Joe Colon, Erik Gonzalez, Francisco Lindor, Ryan Merritt, Shawn Morimando, Tyler Naquin, Joey Wendle, Tony Wolters

### CAROLINA MUDCATS TEAM PITCHING

PLAYER	W	L	ERA	G	GS	GF	CG	SHO	SV	IP	H	R	ER	HR	BB	SO	HBP	WP	WHIP
Cody Anderson	9	4	2.34	23	23	0	0	0	0	123.1	105	34	32	6	31	112	5	7	1.10
Elvis Araujo*	0	0	5.59	2	2	0	0	0	0	9.2	11	8	6	1	4	8	0	3	1.55
Joe Colon	5	3	3.13	15	15	0	0	0	0	83.1	73	36	29	2	25	67	5	3	1.18
Cole Cook	2	1	5.63	8	7	0	0	0	0	32.0	35	26	20	7	10	19	2	5	1.41
Jordan Cooper	1	2	2.19	4	4	0	0	0	0	24.2	16	7	6	2	7	17	0	3	0.93
Owen Dew	3	7	3.86	34	2	9	0	0	1	70.0	74	34	30	8	20	41	6	8	1.34
Michael Goodnight	1	0	5.71	21	1	8	0	0	0	34.2	33	23	22	2	29	29	7	8	1.79
Louis Head	4	2	3.11	21	0	12	0	0	3	37.2	33	13	13	4	3	41	1	1	0.96
Francisco Jimenez*	2	1	2.65	31	1	6	0	0	0	57.2	54	24	17	4	23	31	5	8	1.34
Jeff Johnson	0	1	2.05	27	0	23	0	0	8	26.1	28	9	6	1	10	26	0	2	1.44
Jacob Lee	0	5	6.10	11	11	0	0	0	0	51.2	56	41	35	8	26	39	4	2	1.59
Josh Martin	0	2	4.86	16	0	7	0	0	2	33.1	37	18	18	4	11	24	1	2	1.44
Fabio Martinez	0	1	8.06	20	0	11	0	0	0	25.2	19	26	23	2	30	36	2	8	1.91
Ryan Merritt*	0	0	5.00	2	2	0	0	0	0	9.0	7	5	5	1	1	6	1	0	0.89
Shawn Morimando*	8	13	3.73	27	27	0	1	0	0	135.0	115	68	56	8	76	102	3	6	1.42
Rob Nixon	3	6	5.01	43	3	17	0	0	5	70.0	87	45	39	4	29	60	3	5	1.66
Nick Pasquale	6	7	3.97	20	20	0	0	0	0	102.0	118	56	45	6	29	51	9	4	1.44
Cody Penny	0	0	13.50	1	0	0	0	0	0	2.0	3	3	3	1	1	1	0	0	2.00
Michael Peoples	1	4	5.27	8	8	0	0	0	0	41.0	45	30	24	5	13	35	2	4	1.42
Mason Radeke	0	2	16.88	2	2	0	0	0	0	5.1	12	11	10	0	4	6	1	5	3.00
J.D. Reichenbach*	4	5	3.30	41	0	23	0	0	1	57.1	51	25	21	1	24	38	4	3	1.31
Will Roberts	1	3	6.10	4	4	0	0	0	0	20.2	26	20	14	4	4	17	1	2	1.45
Grant Sides	2	3	6.58	27	0	7	0	0	0	39.2	39	32	29	4	32	44	4	6	1.79
Benny Suarez	0	1	2.25	13	0	5	0	0	1	16.0	11	4	4	2	8	18	1	2	1.19
Enosil Tejeda	1	2	2.04	14	0	8	0	0	2	17.2	11	7	4	0	9	30	2	4	1.13
Francisco Valera	3	5	3.75	24	1	3	0	0	0	57.2	52	26	24	1	23	46	4	5	1.30
Rob Whitenack	1	3	4.96	7	7	0	0	0	0	32.2	29	26	18	1	18	16	3	4	1.44
<b>27 Players</b>	<b>57</b>	<b>83</b>	<b>4.09</b>	<b>140</b>	<b>140</b>	<b>139</b>	<b>1</b>	<b>9</b>	<b>23</b>	<b>1216.0</b>	<b>1180</b>	<b>657</b>	<b>553</b>	<b>89</b>	<b>500</b>	<b>960</b>	<b>76</b>	<b>110</b>	<b>1.38</b>

## YANDY DIAZ

**Classification:** Class-A Advanced**Affiliation:** Cleveland Indians (AL)**League:** Carolina League (Southern Div.)**Record:** 62-74, 1st: 29-48, 2nd: 33-36**Playoffs:** Did not qualify**Manager:** Scooter Tucker**Pitching Coach:** Steve Karsay**Hitting Coach:** Anthony Mansolino

## CAROLINA MUDCATS TEAM BATTING

PLAYER	AVG	OBP	SLG	OPS	G	AB	R	H	2B	3B	HR	RBI	SB	CS	BB	SO	TB	HBP	SH	SF
Ryan Battaglia	.112	.231	.202	.433	31	89	5	10	5	0	1	8	0	0	12	43	18	2	1	1
Torsten Boss*	.215	.313	.375	.688	42	144	15	31	6	1	5	17	1	2	19	45	54	2	0	1
Yandy Diaz	.286	.396	.367	.763	76	283	42	81	7	5	2	37	3	3	49	35	104	3	2	1
Cody Ferrell	.125	.300	.125	.425	6	8	1	1	0	0	0	0	0	1	2	2	1	0	0	0
Anthony Gallas	.276	.331	.480	.810	58	221	29	61	21	0	8	31	4	1	17	52	106	1	0	0
Erik Gonzalez	.289	.336	.409	.745	74	308	44	89	14	7	3	46	15	6	23	65	126	0	3	2
Eric Haase	.185	.243	.292	.535	16	65	4	12	4	0	1	6	0	1	5	19	19	0	0	0
Todd Hankins	.258	.327	.390	.717	88	349	50	90	21	5	5	42	25	5	31	96	136	6	4	2
Ollie Linton*	.320	.418	.413	.831	23	75	9	24	7	0	0	9	4	4	12	17	31	2	1	2
Jeremy Lucas	.267	.363	.442	.805	101	378	62	101	24	3	12	58	1	1	52	69	167	6	1	2
Yhoxian Medina	.288	.357	.356	.712	99	385	60	111	19	2	1	36	12	5	39	61	137	3	8	2
Alex Monsalve	.265	.321	.384	.706	93	359	37	95	20	4	5	51	2	1	25	67	138	6	1	2
James Roberts	.268	.339	.319	.659	117	407	44	109	9	0	4	37	0	3	34	75	130	12	6	4
Luigi Rodriguez*	.250	.347	.366	.713	99	336	50	84	13	4	6	30	15	8	50	88	123	1	4	2
Jerrud Sabourin*	.295	.371	.407	.778	89	322	37	95	19	1	5	45	2	1	39	61	131	1	1	2
Joe Sever	.263	.350	.333	.684	72	270	34	71	10	0	3	36	2	0	30	47	90	9	2	5
Charlie Valerio#	.245	.365	.358	.724	17	53	6	13	4	1	0	4	0	0	10	10	19	0	0	0
Logan Vick#	.183	.333	.285	.619	82	263	44	48	16	1	3	21	13	6	58	81	75	3	3	3
LeVon Washington*	.294	.402	.393	.795	70	252	39	74	11	1	4	28	7	3	45	63	99	2	0	2
<b>19 Players</b>	<b>.263</b>	<b>.348</b>	<b>.373</b>	<b>.721</b>	<b>136</b>	<b>4567</b>	<b>612</b>	<b>1200</b>	<b>230</b>	<b>35</b>	<b>68</b>	<b>542</b>	<b>106</b>	<b>51</b>	<b>552</b>	<b>996</b>	<b>1704</b>	<b>59</b>	<b>37</b>	<b>33</b>

### CAROLINA LEAGUE STANDINGS

Northern Division						Southern Division					
	AFF	W	L	PCT	GB		AFF	W	L	W-L%	GB
Potomac Nationals	WSN	78	58	.574	-	Myrtle Beach Pelicans	TEX	82	56	.594	-
Lynchburg Hillcats	ATL	68	71	.489	11.5	Salem Red Sox	BOS	68	68	.500	13.0
Frederick Keys	BAL	65	72	.474	13.5	<b>Carolina Mudcats</b>	<b>CLE</b>	<b>62</b>	<b>74</b>	<b>.456</b>	<b>19.0</b>
Wilmington Blue Rocks	KCR	65	72	.474	13.5	Winston-Salem Dash	CHW	61	78	.439	21.5

### PLAYERS WHO PLAYED IN MAJOR LEAGUE BASEBALL

Elvis Araujo, Mike Clevinger, Yandy Diaz, Erik Gonzalez, Eric Haase, Ben Heller, Ryan Merritt, Shawn Morimando, Adam Plutko

### CAROLINA MUDCATS TEAM PITCHING

PLAYER	W	L	ERA	G	GS	GF	CG	SHO	SV	IP	H	R	ER	HR	BB	SO	HBP	WP	WHIP
Elvis Araujo*	1	1	4.03	25	0	15	0	0	8	29.0	23	16	13	1	13	29	0	6	1.24
Dylan Baker	3	3	4.05	9	9	0	0	0	0	46.2	45	25	21	3	18	28	1	4	1.35
D.J. Brown	3	8	4.51	26	20	1	0	0	0	123.2	144	74	62	8	33	83	6	9	1.43
Mike Clevinger	0	1	4.87	5	4	1	0	0	0	20.1	20	12	11	1	11	15	3	1	1.53
Clayton Cook	2	4	6.02	20	1	9	0	0	1	40.1	47	29	27	4	15	31	2	2	1.54
Luis De Jesus	0	0	5.40	2	0	2	0	0	0	1.2	3	1	1	1	2	1	0	0	3.00
Louis Head	0	3	2.21	17	0	17	0	0	9	20.1	10	5	5	0	7	34	2	0	0.84
Ben Heller	1	0	2.25	17	0	5	0	0	1	16.0	8	6	4	1	13	17	3	2	1.31
Jacob Lee	4	0	3.00	41	1	12	0	0	2	72.0	67	28	24	5	18	53	3	7	1.18
Josh Martin	5	6	2.92	38	0	7	0	0	3	64.2	47	23	21	4	21	65	1	1	1.05
Carlos Melo	0	1	10.45	12	0	2	0	0	0	10.1	14	16	12	0	15	7	2	4	2.81
Ryan Merritt*	13	3	2.58	25	25	0	2	0	0	160.1	128	56	46	12	25	127	5	0	0.95
Shawn Morimando*	8	3	3.00	18	18	0	0	0	0	96.0	72	42	32	7	35	70	3	4	1.12
Rob Nixon	1	6	4.62	31	0	13	0	0	1	48.2	50	33	25	3	19	32	3	5	1.42
Michael Peoples	7	8	4.34	26	17	2	0	0	0	101.2	106	58	49	7	42	101	3	17	1.46
Adam Plutko	4	9	4.08	18	18	0	0	0	0	97.0	99	47	44	11	18	78	2	5	1.21
Grant Sides	4	2	2.67	43	0	29	0	0	6	54.0	43	17	16	1	27	50	2	4	1.30
Benny Suarez	2	3	3.81	37	0	18	0	0	2	56.2	57	26	24	1	23	37	3	13	1.41
Cole Sulser	4	13	5.62	25	23	1	0	0	0	125.0	135	92	78	9	35	120	6	6	1.36
<b>19 Players</b>	<b>62</b>	<b>74</b>	<b>3.89</b>	<b>136</b>	<b>136</b>	<b>134</b>	<b>2</b>	<b>3</b>	<b>33</b>	<b>1185.2</b>	<b>1118</b>	<b>606</b>	<b>513</b>	<b>79</b>	<b>390</b>	<b>978</b>	<b>50</b>	<b>90</b>	<b>1.27</b>



**Classification:** Class-A Advanced  
**Affiliation:** Atlanta Braves (NL)  
**League:** Carolina League (Southern Div.)  
**Record:** 71-68, 1st: 34-35, 2nd: 37-33

**Playoffs:** Did not qualify  
**Manager:** Luis Salazar  
**Pitching Coach:** Derrick Lewis  
**Hitting Coach:** Carlos Mendez

CAROLINA MUDCATS TEAM BATTING																						
PLAYER	AVG	OBP	SLG	OPS	G	AB	R	H	2B	3B	HR	RBI	SB	CS	BB	SO	TB	HBP	SH	SF		
Jose Briceno	.183	.215	.267	.482	88	311	32	57	14	0	4	20	2	0	12	52	83	1	1	2		
Johan Camargo#	.258	.315	.335	.650	130	391	50	101	15	6	1	32	4	2	30	54	131	4	20	4		
Keith Curcio*	.241	.298	.335	.633	101	382	43	92	14	5	4	38	20	10	29	61	128	4	6	4		
Carlos Franco*	.254	.347	.403	.751	134	461	54	117	30	3	11	62	5	5	66	108	186	1	0	2		
Eric Garcia*	.286	.375	.429	.804	14	49	8	14	4	0	1	9	0	0	7	6	21	0	0	0		
Ryan Gebhardt	.083	.083	.083	.167	3	12	0	1	0	0	0	0	0	0	0	1	1	0	0	0		
Sal Giardina#	.185	.232	.219	.451	42	146	8	27	5	0	0	7	1	1	5	40	32	4	3	0		
Sean Godfrey	.304	.331	.425	.756	62	240	37	73	12	1	5	22	10	6	8	41	102	2	2	1		
Reed Harper	.218	.280	.269	.549	82	234	30	51	9	0	1	21	1	0	20	30	63	2	10	5		
Levi Hyams*	.221	.299	.337	.636	34	104	12	23	4	1	2	8	3	0	11	19	35	1	3	1		
Tanner Kriete#	.237	.295	.309	.605	29	97	6	23	7	0	0	5	0	1	6	17	30	2	0	0		
Connor Lien	.285	.347	.415	.762	128	453	72	129	22	5	9	47	34	12	33	129	188	11	5	2		
Joey Meneses	.239	.298	.327	.625	113	394	32	94	18	4	3	41	2	2	32	80	129	3	0	4		
Joseph Odom	.222	.285	.403	.688	65	216	29	48	16	1	7	40	0	0	20	53	87	1	1	5		
Connor Oliver*	.174	.268	.257	.525	33	109	9	19	0	3	1	6	2	2	14	22	28	0	0	0		
Dustin Peterson	.251	.317	.348	.665	118	446	58	112	15	2	8	62	6	3	44	91	155	2	0	6		
Jake Schrader	.268	.313	.477	.790	103	377	52	101	28	3	15	59	1	0	19	103	180	7	0	3		
Joey Teroslavich#	.231	.313	.385	.697	5	13	1	3	2	0	0	2	0	0	2	0	5	0	0	1		
<b>18 Players</b>	<b>.245</b>	<b>.305</b>	<b>.357</b>	<b>.662</b>	<b>139</b>	<b>4435</b>	<b>533</b>	<b>1085</b>	<b>215</b>	<b>34</b>	<b>72</b>	<b>481</b>	<b>91</b>	<b>44</b>	<b>358</b>	<b>907</b>	<b>1584</b>	<b>45</b>	<b>51</b>	<b>40</b>		

### CAROLINA LEAGUE STANDINGS

Northern Division						Southern Division					
AFF	W	L	PCT	GB		AFF	W	L	W-L%	GB	
Lynchburg Hillcats	CLE	72	68	.514	-	Myrtle Beach Pelicans	CHC	81	57	.587	-
Potomac Nationals	WSN	65	74	.468	6.5	Winston-Salem Dash	CHW	75	63	.543	6.0
Frederick Keys	BAL	64	76	.457	8.0	<b>Carolina Mudcats</b>	<b>ATL</b>	<b>71</b>	<b>68</b>	<b>.511</b>	<b>10.5</b>
Wilmington Blue Rocks	KCR	62	77	.446	9.5	Salem Red Sox	BOS	66	73	.475	15.5

### PLAYERS WHO PLAYED IN MAJOR LEAGUE BASEBALL

Jose Briceno, Mauricio Cabrera, Johan Camargo, Matt Marksberry, Josh Outman, Wes Parsons, Dustin Peterson, Max Povse, Lucas Sims, Joey Terdoslavich, Robert Whalen

### CAROLINA MUDCATS TEAM PITCHING

PLAYER	W	L	ERA	G	GS	GF	CG	SHO	SV	IP	H	R	ER	HR	BB	SO	HBP	WP	WHIP
Brandon Barker	8	5	3.00	17	17	0	0	0	0	96.0	90	35	32	5	24	64	8	4	1.19
Cole Brocker	0	0	0.00	5	0	2	0	0	2	7.1	5	1	0	0	1	9	0	0	0.82
Tyler Brosius	2	1	3.33	5	5	0	0	0	0	27.0	26	10	10	1	7	17	0	1	1.22
Matt Bywater*	2	2	4.74	5	5	0	0	0	0	24.2	37	16	13	2	10	27	1	3	1.91
Mauricio Cabrera	2	2	5.52	23	0	9	0	0	1	31.0	30	22	19	1	17	28	0	8	1.52
Clayton Cook	1	0	4.50	7	0	0	0	0	0	8.0	8	4	4	0	11	7	1	2	2.38
Caleb Dirks	0	0	0.00	11	0	5	0	0	2	16.2	8	0	0	0	12	18	0	1	1.20
Dustin Emmons	0	0	10.80	1	0	0	0	0	0	1.2	2	2	2	0	3	3	0	0	3.00
Sean Furney	0	4	6.67	6	5	1	0	0	0	28.1	46	22	21	2	11	15	3	2	2.01
Sal Giardina	0	0	0.00	1	0	1	0	0	0	1.0	0	0	0	0	0	0	0	0	0.00
Yean Carlos Gil*	4	10	5.16	17	17	0	1	0	0	89.0	107	58	51	3	27	63	4	9	1.51
Justin Jackson	3	1	2.05	27	0	15	0	0	6	52.2	30	15	12	1	26	42	2	10	1.06
Steve Janas	5	0	0.49	6	6	0	1	1	0	37.0	18	2	2	0	4	24	2	0	0.60
Tyler Jones	0	0	0.00	10	0	9	0	0	6	10.0	6	1	0	0	2	16	0	3	0.80
Kyle Kinman*	0	0	0.87	6	0	3	0	0	1	10.1	5	1	1	0	3	16	1	0	0.77
Matt Marksberry*	3	1	2.78	22	0	9	0	0	2	35.2	22	11	11	2	13	35	2	1	0.98
Mike Nesseth	0	0	3.86	4	0	2	0	0	0	4.2	5	2	2	1	1	6	0	0	1.29
Andy Otero*	1	5	2.58	34	2	15	0	0	3	59.1	58	21	17	1	16	53	1	5	1.25
Josh Outman*	0	0	0.00	3	0	1	0	0	0	2.2	2	0	0	0	2	4	0	1	1.50
Wes Parsons	1	0	7.20	1	1	0	0	0	0	5.0	8	4	4	0	1	0	1	2	1.80
David Peterson	1	0	2.82	15	0	8	0	0	6	22.1	24	8	7	1	4	18	2	0	1.25
Max Povse	1	3	9.33	5	5	0	0	0	0	18.1	24	20	19	0	7	10	3	3	1.69
Britt Robertshaw	0	0	4.04	22	0	7	0	0	2	35.2	32	19	16	4	12	41	2	7	1.23
Bradley Roney	2	1	2.18	15	0	13	0	0	6	20.2	10	7	5	0	11	28	2	4	1.02
Carlos Salazar	1	1	4.38	10	0	4	0	0	1	12.1	8	6	6	0	21	14	0	3	2.35
Lucas Sims	3	4	5.18	9	9	0	1	0	0	40.0	39	27	23	2	23	37	3	8	1.55
Richie Tate	3	1	2.50	28	0	16	0	0	4	36.0	36	12	10	0	24	35	2	3	1.67
Andrew Thurman	5	4	3.77	11	11	0	0	0	0	57.1	57	26	24	2	11	43	4	5	1.19
Blair Walters*	6	8	3.13	29	22	2	0	0	0	135.0	126	52	47	6	40	85	3	5	1.23
Andrew Waszak	7	6	3.30	25	12	4	0	0	1	84.2	80	39	31	0	36	54	3	9	1.37
Seth Webster	8	7	2.82	20	19	0	1	0	0	130.2	131	43	41	4	8	96	6	7	1.06
Robert Whalen	1	2	3.29	3	3	0	0	0	0	13.2	11	6	5	2	4	7	0	0	1.10
Jorge Zavala	1	0	2.90	23	0	9	0	0	1	31.0	34	10	10	1	20	38	2	1	1.74
<b>33 Players</b>	<b>71</b>	<b>68</b>	<b>3.38</b>	<b>139</b>	<b>139</b>	<b>135</b>	<b>4</b>	<b>12</b>	<b>44</b>	<b>1185.2</b>	<b>1125</b>	<b>502</b>	<b>445</b>	<b>41</b>	<b>412</b>	<b>953</b>	<b>58</b>	<b>107</b>	<b>1.30</b>



**Classification:** Class-A Advanced  
**Affiliation:** Atlanta Braves (NL)  
**League:** Carolina League (Southern Div.)  
**Record:** 52-87, 1st: 29-41, 2nd: 23-46

**Playoffs:** Did not qualify  
**Manager:** Rocket Wheeler  
**Pitching Coach:** Derrick Lewis  
**Hitting Coach:** Carlos Mendez

CAROLINA MUDCATS TEAM BATTING																						
PLAYER	AVG	OBP	SLG	OPS	G	AB	R	H	2B	3B	HR	RBI	SB	CS	BB	SO	TB	HBP	SH	SF		
Gordon Beckham	.625	.750	1.125	1.875	3	8	3	5	1	0	1	3	0	0	4	1	9	0	0	0		
Keith Curcio*	.271	.352	.389	.740	124	458	67	124	29	8	3	54	24	6	54	64	178	7	4	7		
Joseph Daris*	.226	.298	.322	.620	74	239	29	54	13	2	2	17	5	5	22	67	77	3	1	1		
Braxton Davidson*	.224	.344	.360	.704	128	428	53	96	24	2	10	63	4	4	71	184	154	10	2	5		
Travis Demeritte	.250	.384	.476	.860	35	124	21	31	9	5	3	11	4	1	26	50	59	1	1	0		
Jordan Edgerton	.215	.248	.317	.565	121	451	37	97	27	2	5	55	2	1	20	131	143	2	0	7		
Jose Fernandez	.125	.357	.200	.557	15	40	8	5	1	1	0	3	3	1	15	16	8	0	0	1		
Stephen Gaylor*	.241	.330	.272	.603	59	191	29	46	4	1	0	9	14	5	24	38	52	2	2	1		
Ryan Gebhardt	.259	.306	.335	.641	57	197	15	51	10	1	1	19	0	2	14	23	66	1	0	4		
Sal Giardina#	.246	.302	.342	.645	67	228	20	56	9	2	3	19	1	1	9	56	78	10	0	1		
Sean Godfrey	.269	.296	.423	.719	14	52	5	14	3	1	1	7	1	0	2	11	22	0	2	0		
Reed Harper	.218	.271	.282	.553	76	266	25	58	12	1	1	33	0	2	21	45	75	0	5	5		
Erison Mendez	.253	.295	.328	.624	69	198	24	50	12	0	1	9	3	4	1	38	65	11	8	0		
Joey Meneses	.342	.401	.490	.891	66	243	31	83	19	1	5	31	2	1	24	38	119	1	0	1		
Dylan Moore	.343	.415	.457	.872	10	35	4	12	4	0	0	4	2	0	4	6	16	1	0	1		
J.B. Moss	.195	.264	.247	.511	25	77	8	15	4	0	0	7	0	0	8	18	19	0	2	2		
Tanner Murphy	.214	.320	.310	.630	90	281	34	60	9	0	6	28	0	1	42	55	87	4	3	4		
Omar Obregon#	.247	.298	.311	.609	87	312	41	77	12	4	0	27	12	4	24	53	97	0	13	3		
Joseph Odum	.292	.349	.500	.849	52	192	30	56	12	2	8	29	0	0	15	40	96	3	1	2		
Kade Scivicque	.179	.258	.179	.437	8	28	1	5	0	0	0	1	0	0	3	5	5	0	0	0		
Dansby Swanson	.333	.441	.526	.967	21	78	14	26	12	0	1	10	7	1	15	13	41	0	0	0		
Isaias Tejeda	.256	.324	.423	.747	43	156	25	40	10	2	4	30	0	0	16	32	66	2	0	5		
Luis Valenzuela*	.270	.289	.376	.665	44	189	17	51	11	3	1	19	1	1	5	23	71	1	1	2		
23 Players	.249	.321	.359	.679	139	4471	541	1112	247	38	56	488	85	40	439	1007	1603	59	45	52		

### CAROLINA LEAGUE STANDINGS

Northern Division						Southern Division					
AFF	W	L	PCT	GB		AFF	W	L	W-L%	GB	
Lynchburg Hillcats	CLE	84	56	.600	-	Salem Red Sox	BOX	87	52	.626	-
Potomac Nationals	WSN	73	65	.529	10.0	Myrtle Beach Pelicans	CHC	82	57	.590	5.0
Frederick Keys	BAL	68	72	.486	16.0	Winston-Salem Dash	CHW	56	83	.403	31.0
Wilmington Blue Rocks	KCR	54	84	.391	29.0	<b>Carolina Mudcats</b>	<b>ATL</b>	<b>52</b>	<b>87</b>	<b>.374</b>	<b>35.0</b>

### PLAYERS WHO PLAYED IN MAJOR LEAGUE BASEBALL

Gordon Beckham, A.J. Minter, Evan Phillips, Wes Parsons, Max Povse, Chad Sobotka, Dansby Swanson

### CAROLINA MUDCATS TEAM PITCHING

PLAYER	W	L	ERA	G	GS	GF	CG	SHO	SV	IP	H	R	ER	HR	BB	SO	HBP	WP	WHIP
Caleb Beech	2	9	4.98	13	13	0	0	0	0	68.2	92	43	38	2	13	41	4	2	1.53
Zachary Bird	3	3	8.87	28	2	7	0	0	0	47.2	62	48	47	4	39	34	1	5	2.12
Ryan Clark	2	13	5.75	26	25	0	1	0	0	134.2	151	94	86	16	46	95	13	16	1.46
Enderson Franco	6	12	4.69	26	25	0	1	1	0	144.0	164	79	75	7	46	97	13	5	1.46
Ryan Gebhardt	0	0	0.00	2	0	2	0	0	0	1.0	1	1	0	0	0	1	0	0	1.00
Sal Giardina	0	0	0.00	1	0	1	0	0	0	1.1	0	0	0	0	1	0	0	0	0.75
Chase Johnson-Mullins*	0	4	3.78	25	0	16	0	0	8	33.1	28	15	14	0	20	31	5	5	1.44
Jon Kennedy*	0	0	0.00	1	0	0	0	0	0	2.0	2	0	0	0	0	4	0	0	1.00
Ryan Lawlor*	1	5	4.95	14	7	3	0	0	0	43.2	36	24	24	3	29	41	3	8	1.49
Taylor Lewis	4	1	0.53	19	0	6	0	0	0	33.2	27	8	2	0	6	34	1	4	0.98
Sean McLaughlin	4	6	3.08	41	0	23	0	0	7	61.1	57	31	21	3	23	41	3	1	1.30
Erison Mendez	0	0	8.44	5	0	5	0	0	0	5.1	8	5	5	3	2	2	0	0	1.88
A.J. Minter*	0	0	0.00	8	0	2	0	0	0	9.1	3	0	0	0	4	10	0	0	0.75
Jimmy Moran	0	0	14.40	5	0	1	0	0	0	5.0	11	8	8	1	6	3	0	0	3.40
Raymar Navarro	5	3	5.78	28	8	10	0	0	0	67.0	77	49	43	5	31	52	7	8	1.61
Michael O'Neal*	3	4	5.27	27	2	8	0	0	0	41.0	45	28	24	2	16	36	2	10	1.49
Wes Parsons	0	2	3.86	16	7	2	0	0	0	56.0	56	30	24	0	18	44	5	3	1.32
David Peterson	0	0	0.00	3	0	0	0	0	0	4.0	2	0	0	0	0	1	0	0	0.50
Phil Pfeifer*	0	0	2.57	6	0	5	0	0	2	7.0	3	2	2	0	4	10	0	2	1.00
Evan Phillips	2	1	1.27	21	0	17	0	0	8	28.1	18	6	4	0	8	19	1	0	0.92
Carlos Portuondo	1	0	4.01	12	1	2	0	0	1	24.2	17	11	11	2	13	21	1	3	1.22
Max Povse	5	5	3.71	15	15	0	0	0	0	87.1	89	44	36	5	17	91	2	3	1.21
Zach Quintana	1	6	4.93	22	5	6	0	0	1	45.2	59	27	25	6	20	36	2	9	1.73
Carlos Salazar	3	4	4.06	39	0	12	0	0	1	51.0	36	28	23	5	58	72	2	6	1.84
Chad Sobotka	1	1	2.04	13	0	8	0	0	3	17.2	12	4	4	0	3	24	1	0	0.85
Andrew Thurman	0	2	9.25	6	5	1	0	0	0	24.1	28	27	25	8	18	23	5	7	1.89
Bryton Trepagnier	0	0	9.00	2	0	0	0	0	0	2.0	1	2	2	0	4	2	0	0	2.50
Matt Withrow	9	6	3.80	25	24	0	0	0	0	120.2	100	60	51	11	68	131	9	8	1.39
<b>28 Players</b>	<b>52</b>	<b>87</b>	<b>4.56</b>	<b>139</b>	<b>139</b>	<b>137</b>	<b>2</b>	<b>6</b>	<b>31</b>	<b>1167.2</b>	<b>1185</b>	<b>674</b>	<b>591</b>	<b>83</b>	<b>513</b>	<b>996</b>	<b>80</b>	<b>105</b>	<b>1.45</b>



**Classification:** Class-A Advanced  
**Affiliation:** Milwaukee Brewers (NL)  
**League:** Carolina League (Southern Div)  
**Record:** 73-65, 1st: 36-32, 2nd: 37-33  
**Playoffs:** Did not qualify

**Manager:** Joe Ayrault  
**Pitching Coach:** David Chavarria  
**Hitting Coach:** Dave Joppie  
**Coach:** Edwin Maysonet

CAROLINA MUDCATS TEAM BATTING																							
PLAYER	AVG	OBP	SLG	OPS	G	AB	R	H	2B	3B	HR	RBI	SB	CS	BB	SO	TB	HBP	SH	SF			
Luis Aviles	.232	.276	.309	.585	132	492	58	114	16	2	6	46	38	8	27	141	152	5	0	5			
Carlos Belonis	.273	.330	.293	.623	33	99	15	27	2	0	0	8	4	1	8	29	29	1	2	1			
Parker Berberet	.167	.167	.167	.333	2	6	1	1	0	0	0	0	0	0	0	1	1	0	0	0			
Trent Clark*	.223	.360	.348	.708	133	457	78	102	21	6	8	45	37	5	98	141	159	3	5	6			
Jose Cuas	.176	.234	.296	.530	40	125	10	22	5	2	2	15	0	1	9	37	37	1	2	2			
Brandon Diaz	.185	.185	.333	.519	8	27	2	5	1	0	1	4	0	0	0	13	9	0	1	0			
Isan Diaz*	.222	.334	.376	.710	110	383	59	85	20	0	13	54	9	3	62	121	144	5	0	5			
Lucas Erceg*	.256	.307	.417	.724	127	496	66	127	33	1	15	81	2	3	35	95	207	3	0	4			
Jake Gatewood	.269	.340	.438	.779	111	420	66	113	36	1	11	53	7	5	43	132	184	4	0	3			
Mitch Gheff#	.304	.361	.429	.789	17	56	5	17	5	1	0	5	2	2	5	11	24	0	0	0			
Monte Harrison	.278	.341	.487	.828	59	230	41	64	16	1	10	35	16	1	14	69	112	8	0	0			
Cooper Hummel#	.244	.368	.381	.749	59	197	26	48	11	2	4	25	2	2	38	42	75	2	0	2			
Max McDowell	.210	.318	.311	.629	79	257	33	54	12	1	4	33	6	4	31	52	80	12	1	5			
Charlie Meyer	.250	.400	.375	.775	3	8	1	2	1	0	0	0	0	0	1	5	3	1	0	0			
Jonathan Oquendo#	.138	.219	.138	.357	11	29	3	4	0	0	0	2	0	0	3	12	4	0	0	0			
Corey Ray*	.238	.311	.367	.679	112	449	56	107	29	4	7	48	24	10	48	156	165	1	2	3			
Wendell Rijo	.254	.363	.395	.758	36	114	12	29	7	0	3	17	4	2	13	20	45	7	2	1			
Troy Stokes Jr.	.250	.344	.445	.789	100	364	60	91	19	5	14	56	21	9	47	77	162	7	4	4			
Caleb Whalen	.167	.302	.222	.525	12	36	4	6	2	0	0	2	0	0	5	11	8	2	0	0			
Weston Wilson	.241	.298	.326	.624	73	261	26	63	11	1	3	27	3	0	16	80	85	6	3	2			
20 Players	.240	.323	.374	.697	138	4506	622	1081	247	27	101	556	175	56	503	1245	1685	68	22	43			

### CAROLINA LEAGUE STANDINGS

Northern Division						Southern Division					
AFF	W	L	PCT	GB		AFF	W	L	W-L%	GB	
Lynchburg Hillcats	CLE	87	52	.626	-	Buies Creek Astros	HOU	74	65	.532	--
Salem Red Sox	BOS	73	66	.525	14.0	<b>Carolina Mudcats</b>	<b>MIL</b>	<b>73</b>	<b>65</b>	<b>.529</b>	<b>0.5</b>
Frederick Keys	BAL	68	71	.489	19.0	Myrtle Beach Pelicans	CHC	73	67	.521	1.5
Wilmington Blue Rocks	KCR	67	72	.482	20.0	Down East Wood Ducks	TEX	62	77	.446	12.0
Potomac Nationals	WSN	63	77	.450	24.5	Winston-Salem Dash	CHW	56	84	.400	18.5

### PLAYERS WHO PLAYED IN MAJOR LEAGUE BASEBALL

Corbin Burnes, Eric Hanhold, Freddy Peralta

### CAROLINA MUDCATS TEAM PITCHING

PLAYER	W	L	ERA	G	GS	GF	CG	SHO	SV	IP	H	R	ER	HR	BB	SO	HBP	WP	WHIP
Luke Barker	1	1	3.68	12	0	5	0	0	1	22.0	24	10	9	2	6	14	0	3	1.36
Parker Berberet	0	0	1.45	8	0	2	0	0	1	18.2	13	5	3	0	6	16	0	1	1.02
Zack Brown	3	0	2.16	4	4	0	0	0	0	25.0	24	6	6	1	2	23	0	0	1.04
Corbin Burnes	5	0	1.05	10	10	0	0	0	0	60.0	37	9	7	1	16	56	2	2	0.88
Colton Cross	0	2	15.68	8	0	3	0	0	0	10.1	18	20	18	1	11	9	2	1	2.81
Marcos Diplan	7	8	5.23	26	22	2	0	0	0	125.2	126	83	73	11	71	119	6	13	1.57
Nate Griep	3	1	2.37	45	0	43	0	0	30	49.1	31	14	13	3	24	41	1	3	1.12
Scott Grist	0	0	6.95	14	1	9	0	0	1	22.0	37	18	17	2	5	21	2	3	1.91
Eric Hanhold	8	3	3.94	30	3	12	0	0	2	64.0	71	33	28	3	21	60	5	9	1.44
Conor Harber	4	9	5.04	24	14	5	1	1	1	89.1	79	61	50	7	64	74	4	12	1.60
Brad Kuntz*	3	4	3.3	36	1	16	0	0	0	60.0	55	28	22	6	18	58	3	6	1.22
Frank Lopez*	3	3	5.85	12	5	3	0	0	0	40.0	49	30	26	4	21	30	1	3	1.75
Kodi Medeiros*	8	9	4.98	27	18	5	0	0	1	128.1	115	75	71	7	53	121	20	12	1.31
Jon Olczak	1	1	4.95	11	0	4	0	0	2	20.0	23	15	11	2	8	19	3	6	1.55
Freddy Peralta	1	3	3.04	12	8	0	0	0	0	56.1	39	30	19	6	31	78	5	9	1.24
Cody Ponce	8	8	3.38	22	22	0	1	0	0	120.0	130	64	45	14	25	94	6	13	1.29
Wuiler Rodriguez	0	1	1.63	27	1	12	0	0	2	60.2	36	11	11	1	23	65	3	2	0.97
Trey Supak	3	4	4.6	15	11	2	0	0	1	72.1	65	39	37	12	28	57	3	2	1.29
Quintin Torres-Costa*	6	4	3.77	23	0	9	0	0	1	45.1	38	20	19	5	15	66	3	2	1.17
Jordan Yamamoto	9	4	2.51	22	18	2	2	1	1	111.0	91	36	31	8	30	113	7	4	1.09
<b>20 Players</b>	<b>73</b>	<b>65</b>	<b>3.87</b>	<b>138</b>	<b>138</b>	<b>134</b>	<b>4</b>	<b>2</b>	<b>44</b>	<b>1200.1</b>	<b>1101</b>	<b>607</b>	<b>516</b>	<b>96</b>	<b>478</b>	<b>1134</b>	<b>76</b>	<b>106</b>	<b>1.32</b>



**Classification:** Class-A Advanced  
**Affiliation:** Milwaukee Brewers (NL)  
**League:** Carolina League (Southern Div)  
**Record:** 65-73, 1st: 34-36, 2nd: 31-37  
**Playoffs:** Did not qualify

**Manager:** Joe Ayrault  
**Pitching Coach:** Bob Milacki  
**Hitting Coach:** Bobby Bell  
**Coach:** Edwin Maysonet

CAROLINA MUDCATS TEAM BATTING																					
PLAYER	AVG	OBP	SLG	OPS	G	AB	R	H	2B	3B	HR	RBI	SB	CS	BB	SO	TB	HBP	SH	SF	
Ryan Aguilar*	.223	.324	.370	.694	126	430	51	96	21	9	8	56	5	1	64	138	159	2	6	4	
Luis Aviles	.256	.301	.345	.645	67	238	30	61	11	2	2	15	16	4	14	71	82	2	2	2	
Carlos Belonis	.165	.277	.252	.530	35	103	9	17	1	1	2	10	3	0	14	43	26	2	0	0	
Dallas Carroll	.224	.314	.317	.631	134	508	54	114	24	1	7	53	9	4	65	113	161	4	4	6	
Clint Coulter	.241	.313	.448	.761	15	58	8	14	7	1	1	2	0	0	5	21	26	1	0	0	
Mario Feliciano	.205	.282	.329	.611	42	146	20	30	7	1	3	12	2	0	13	59	48	3	1	1	
Nick Franklin#	.636	.714	1.273	1.987	3	11	3	7	2	1	1	4	0	0	3	2	14	0	0	0	
Mitch Gheff#	.143	.182	.143	.325	7	21	2	3	0	0	0	1	1	0	1	7	3	0	0	0	
Ronnie Gideon	.221	.294	.376	.670	58	213	23	47	12	0	7	26	1	2	20	86	80	3	0	2	
Devin Hairston	.195	.254	.256	.510	58	215	21	42	8	1	1	10	0	2	17	80	55	0	2	0	
Rob Henry	.202	.371	.315	.686	48	124	15	25	6	1	2	15	6	1	31	40	39	3	2	1	
Keston Hiura	.320	.382	.529	.911	50	206	38	66	16	3	7	23	4	6	14	47	109	7	0	1	
Dustin Houle	.296	.355	.370	.725	17	54	5	16	4	0	0	7	0	0	4	16	20	2	2	2	
Cooper Hummel#	.260	.397	.410	.807	103	327	51	85	25	0	8	50	3	1	63	93	134	12	1	1	
Max McDowell	.222	.306	.314	.620	47	153	16	34	6	1	2	12	2	1	14	36	48	5	3	1	
Pat McInerney	.112	.241	.153	.394	33	98	6	11	4	0	0	5	0	0	17	38	15	0	1	1	
Trever Morrison*	.194	.301	.323	.624	19	62	10	12	2	0	2	6	1	0	10	23	20	0	0	1	
Tucker Neuhaus*	.232	.296	.402	.698	79	306	35	71	18	5	8	39	5	0	26	106	123	3	0	3	
Demi Orimoloye	.237	.304	.372	.675	65	253	30	60	11	1	7	32	7	5	19	76	94	6	0	2	
Nathan Rodriguez	.202	.320	.288	.608	36	104	11	21	3	0	2	9	1	0	16	17	30	2	0	0	
Robie Rojas	.351	.455	.405	.860	13	37	7	13	2	0	0	5	0	0	6	15	15	1	0	0	
Nick Roscetti	.243	.337	.286	.623	47	140	9	34	4	1	0	10	2	1	19	32	40	2	2	2	
Joantgel Segovia	.232	.309	.285	.594	62	228	20	53	5	2	1	10	2	1	24	42	65	2	5	2	
Dillon Thomas*	.293	.464	.341	.806	13	41	7	12	2	0	0	5	1	1	11	17	14	3	0	1	
Weston Wilson	.274	.330	.446	.777	105	383	60	105	23	2	13	62	7	4	31	93	171	4	0	6	
25 Players	.235	.322	.357	.679	138	4459	541	1049	224	33	84	479	78	34	521	1311	1591	69	31	39	

## CAROLINA LEAGUE STANDINGS

Northern Division	AFF	W	L	PCT	GB	Southern Division	AFF	W	L	W-L%	GB
Potomac Nationals	WSN	74	62	.544	-	Winston-Salem Dash	CHW	84	54	.609	--
Lynchburg Hillcats	CLE	71	66	.518	3.5	Buies Creek Astros	HOU	80	57	.584	3.5
Wilmington Blue Rocks	KCR	68	72	.486	8.0	<b>Carolina Mudcats</b>	<b>MIL</b>	<b>65</b>	<b>73</b>	<b>.471</b>	<b>19.0</b>
Frederick Keys	BAL	65	72	.474	9.5	Myrtle Beach Pelicans	CHC	61	78	.439	23.5
Salem Red Sox	BOS	63	75	.457	12.0	Down East Wood Ducks	TEX	59	81	.421	26.0

## PLAYERS WHO PLAYED IN MAJOR LEAGUE BASEBALL

Nick Franklin

## CAROLINA MUDCATS TEAM PITCHING

PLAYER	W	L	ERA	G	GS	GF	CG	SHO	SV	IP	H	R	ER	HR	BB	SO	HBP	WP	WHIP
Luke Barker	6	4	2.21	46	0	38	0	0	20	61.0	47	23	15	3	16	63	0	4	1.03
Cody Beckman*	1	3	4.98	15	0	6	0	0	0	21.2	15	16	12	3	19	24	0	0	1.57
Rodrigo Benoit	0	1	2.38	7	0	5	0	0	0	11.1	12	3	3	0	0	18	1	4	1.06
Alec Bettinger	1	6	6.91	13	12	0	1	0	0	54.2	70	43	42	10	17	56	1	5	1.59
Phil Bickford	0	0	4.67	21	0	9	0	0	0	34.2	37	21	18	3	18	41	3	5	1.59
Daniel Brown*	7	4	4.20	39	0	13	0	0	2	64.1	57	34	30	3	34	61	5	4	1.42
Alec Crawford	1	1	2.77	10	0	5	0	0	2	13.0	14	6	4	4	3	15	0	2	1.31
Victor Diaz	6	8	4.42	27	13	1	2	0	0	126.1	133	69	62	12	51	99	9	10	1.46
Marcos Diplan	3	2	3.52	13	13	0	0	0	0	61.1	58	26	24	3	38	60	4	8	1.57
Nattino Diplan	5	3	3.91	34	0	18	0	0	3	46.0	43	26	20	2	31	40	5	9	1.61
Bowden Francis	2	2	4.88	4	4	0	0	0	0	24.0	19	13	13	3	9	11	2	0	1.17
Conor Harber	4	5	2.26	25	11	2	0	0	0	95.2	73	25	24	4	45	78	6	14	1.23
Cooper Hummel	0	0	13.50	2	0	2	0	0	0	2.0	5	3	3	1	3	0	0	1	4.00
Alec Kenilvort	4	3	4.24	40	0	8	0	0	1	68.0	61	38	32	6	26	66	2	10	1.28
Nathan Kirby*	3	5	4.82	27	11	0	0	0	0	71.0	70	39	38	7	46	75	4	11	1.63
Jon Olczak	0	0	0.00	2	0	2	0	0	2	2.0	2	0	0	0	1	3	0	0	1.50
Jorge Ortega	0	5	8.88	8	6	0	0	0	0	24.1	40	30	24	4	4	7	3	0	1.81
Braulio Ortiz	0	0	8.10	10	0	7	0	0	0	10.0	6	9	9	1	9	12	1	4	1.50
Nathan Rodriguez	0	0	27.00	1	0	1	0	0	0	1.0	5	3	3	1	0	0	0	0	5.00
Wuilder Rodriguez	0	0	5.28	16	0	5	0	0	0	30.2	38	22	18	5	14	18	0	3	1.70
Cam Roegner*	9	5	2.16	19	19	0	0	0	0	108.1	97	28	26	4	28	71	3	4	1.15
Miguel Sanchez	1	0	2.53	10	0	2	0	0	1	21.1	14	6	6	4	6	30	0	2	0.94
Trey Supak	2	1	1.76	9	9	0	0	0	0	51.0	37	10	10	2	16	48	3	2	1.04
Christian Taugner	3	1	4.91	5	5	0	1	1	0	25.2	27	15	14	4	7	19	0	5	1.33
Braden Webb	5	8	4.20	21	21	0	0	0	0	100.2	89	50	47	9	56	104	4	11	1.44
Chase Williams	2	3	6.86	18	0	10	0	0	3	21.0	20	17	16	2	21	19	2	3	1.95
Devin Williams	0	3	5.82	14	14	0	0	0	0	34.0	40	26	22	2	22	35	5	7	1.82
<b>27 Players</b>	<b>65</b>	<b>73</b>	<b>4.06</b>	<b>138</b>	<b>138</b>	<b>134</b>	<b>4</b>	<b>10</b>	<b>34</b>	<b>1185.0</b>	<b>1129</b>	<b>601</b>	<b>534</b>	<b>102</b>	<b>540</b>	<b>1073</b>	<b>63</b>	<b>128</b>	<b>1.41</b>

ALL-TIME TEAM BATTING

YEAR	AVG	OBP	SLG	OPS	G	AB	R	H	2B	3B	HR	RBI	SB	CS	BB	SO	TB	HBP	SH	SF
1991	.242	.311	.323	.634	142	4510	486	1090	175	37	39	441	96	63	427	869	1456	47	43	44
1992	.243	.313	.332	.645	145	4618	483	1123	175	34	55	428	151	116	442	895	1531	45	26	38
1993	.256	.324	.371	.695	141	4733	615	1213	202	38	88	548	109	67	427	842	1755	67	76	38
1994	.267	.329	.387	.716	140	4734	642	1263	255	39	78	585	104	68	408	808	1830	57	51	53
1995	.270	.335	.385	.720	144	5023	689	1358	257	31	86	629	129	72	445	826	1935	67	67	48
1996	.259	.341	.370	.711	139	4550	617	1178	220	40	69	546	175	86	540	968	1685	44	43	39
1997	.264	.334	.418	.752	137	4745	688	1255	253	44	129	631	112	66	456	1024	1983	58	43	35
1998	.271	.355	.407	.761	139	4626	706	1255	239	35	106	626	125	66	571	911	1882	59	43	59
1999	.255	.323	.398	.721	140	4587	597	1169	260	34	110	547	103	58	423	1017	1827	59	47	41
2000	.255	.338	.362	.699	139	4508	570	1149	215	28	70	510	208	85	512	907	1630	72	67	37
2001	.252	.329	.367	.696	138	4569	555	1152	239	29	76	507	131	61	472	957	1677	70	79	38
2002	.265	.343	.407	.750	136	4691	666	1242	268	28	114	618	111	74	519	975	1908	61	38	35
2003	.267	.339	.395	.733	138	4596	654	1225	264	38	83	601	126	46	496	906	1814	33	54	56
2004	.257	.341	.413	.754	139	4545	646	1170	270	23	131	605	126	57	537	1080	1879	62	75	49
2005	.266	.342	.395	.738	134	4451	563	1186	244	22	95	518	111	51	475	1045	1759	55	72	32
2006	.246	.322	.361	.682	140	4513	503	1109	246	19	78	451	106	60	454	1079	1627	63	89	27
2007	.248	.328	.401	.729	140	4638	603	1149	263	30	129	558	86	46	504	1219	1859	69	49	39
2008	.260	.348	.403	.751	140	4565	664	1188	270	35	104	603	175	76	573	1063	1840	68	57	46
2009	.253	.320	.383	.703	140	4684	566	1184	274	20	99	524	92	51	421	907	1795	55	53	35
2010	.265	.330	.390	.721	137	4651	604	1231	246	31	92	541	128	65	401	955	1815	73	68	36
2011	.263	.334	.406	.741	139	4638	664	1222	266	26	115	613	126	49	447	1016	1885	69	51	42

CAROLINA LEAGUE ERA BEGINS

2012	.257	.321	.403	.725	140	4561	613	1174	268	41	105	565	97	49	381	1060	1839	65	41	32
2013	.266	.345	.382	.727	140	4693	637	1247	278	39	63	569	111	54	523	939	1792	73	34	55
2014	.263	.348	.373	.721	136	4567	612	1200	230	35	68	542	106	51	552	996	1704	59	37	33
2015	.245	.305	.357	.662	139	4435	533	1085	215	34	72	481	91	44	358	907	1584	45	51	40
2016	.249	.321	.359	.679	139	4471	541	1112	247	38	56	488	85	40	439	1007	1603	59	45	52
2017	.240	.323	.374	.697	138	4506	622	1081	247	27	101	556	175	56	503	1245	1685	68	22	43
2018	.235	.322	.357	.679	138	4459	541	1049	224	33	84	479	78	34	521	1311	1591	69	31	39

ALL-TIME TEAM PITCHING


YEAR	W	L	ERA	G	GS	GF	CG	SHO	SV	IP	H	R	ER	HR	BB	SO	HBP	WP	WHIP
1991	66	76	3.31	142	142	124	18	14	39	1211.1	1081	526	445	66	444	876	69	71	1.26
1992	52	92	3.69	145	145	137	8	7	22	1235.1	1200	622	506	76	449	957	58	70	1.34
1993	74	67	3.75	141	141	133	8	6	48	1249.1	1211	626	521	93	431	951	61	73	1.31
1994	74	66	3.74	140	140	121	19	8	33	1230.1	1230	619	511	101	384	888	72	62	1.31
1995	89	55	3.48	144	144	137	7	14	44	1322.1	1267	611	511	86	418	979	63	71	1.27
1996	70	69	4.18	139	139	138	1	10	35	1208.2	1226	641	562	106	456	969	63	66	1.39
1997	55	82	4.77	137	137	134	3	3	27	1205.0	1281	786	639	116	569	933	73	80	1.54
1998	59	80	5.19	139	139	135	4	6	25	1193.2	1298	780	688	136	545	863	62	91	1.54
1999	60	80	4.32	140	140	132	8	7	38	1197.0	1249	685	575	109	489	1020	67	78	1.45
2000	64	75	3.86	139	139	127	12	6	32	1199.1	1162	605	515	87	500	992	66	89	1.39
2001	62	76	4.18	138	138	132	6	11	28	1210.0	1256	655	562	105	508	976	73	67	1.46
2002	65	71	4.22	136	136	130	6	7	29	1217.1	1190	701	571	73	543	914	70	89	1.42
2003	80	58	3.45	138	138	136	2	12	41	1198.1	1085	546	460	60	524	957	70	76	1.34
2004	73	66	4.34	139	139	139	0	9	33	1208.2	1235	639	583	129	488	991	50	62	1.43
2005	77	57	3.72	134	134	129	5	10	47	1175.1	1144	548	486	85	408	945	41	63	1.32
2006	61	79	3.74	140	140	135	5	14	33	1209.2	1169	593	503	94	502	1036	57	65	1.38
2007	60	80	4.30	140	140	138	1	6	28	1222.1	1175	674	584	101	517	986	52	70	1.38
2008	80	60	3.86	140	140	137	3	10	43	1220.2	1184	607	523	85	481	968	48	72	1.36
2009	65	74	4.01	140	140	138	2	11	29	1223.2	1137	635	545	95	599	936	64	64	1.42
2010	58	79	4.42	137	137	134	3	6	30	1207.0	1227	662	593	102	508	915	83	68	1.44
2011	53	86	5.17	139	139	136	3	4	24	1193.0	1304	762	685	125	508	945	80	64	1.52

CAROLINA LEAGUE ERA BEGINS

2012	63	77	4.31	140	140	138	2	8	31	1189.0	1174	654	570	82	511	916	102	118	1.42
2013	57	83	4.09	140	140	139	1	9	23	1216.0	1180	657	553	89	500	960	76	110	1.38
2014	62	74	3.89	136	136	134	2	3	33	1185.2	1118	606	513	79	390	978	50	90	1.27
2015	71	68	3.38	139	139	135	4	12	44	1185.2	1125	502	445	41	412	953	58	107	1.30
2016	52	87	4.56	139	139	137	2	6	31	1167.2	1185	674	591	83	513	996	80	105	1.45
2017	73	65	3.87	138	138	134	4	2	44	1200.1	1101	607	516	96	478	1134	76	106	1.32
2018	65	73	4.06	138	138	134	4	10	34	1185.0	1129	601	534	102	540	1073	63	128	1.41

# **MARK JOHNSON**

1994 SOUTHERN LEAGUE MVP



**FRANCHISE  
RECORD BOOK**

## CLIFFORD "TREY" BEAMON



## LEAGUE LEADERS - BATTING

YEAR	LG	PLAYER	AVG/OBP/SLG	G	AB	R	H	2B	3B	HR	RBI	BB	SO	SB
1994	SOU	Trey Beamon	.323/.375/.440	112	434	69	140	18	9	5	47	33	53	24
2000	SOU	Juan Pierre	.326/.376/.380	107	439	63	143	16	4	0	32	33	26	46
2003	SOU	Chris Aguila	.320/.384/.499	93	337	58	108	21	3	11	55	36	67	6
2010	SOU	Dave Sappelt	.361/.416/.548	89	330	53	119	19	8	9	62	31	46	15

## YEARLY LEAGUE BATTING LEADERS

YEAR	PLAYER	CATEGORY	TOTAL	YEAR	PLAYER	CATEGORY	TOTAL
1993	Daryl Ratliff	Sacrifice Hits	14	2008	John Raynor	Stolen Bases	48
1994	Trey Beamon	Batting Average	.323	2008	Cameron Maybin	Strikeouts	124
1994	Mark Johnson	Home Runs	23	2010	Dave Sappelt	Batting Average	.361
1994	Mark Johnson	Intentional BB	11	2011	Quintin Berry	Stolen Bases	40
1995	George Canale	RBI	102	<b>CAROLINA LEAGUE ERA BEGINS</b>			
1995	Jason Kendall	OBP	.414	2012	Tony Wolters	Triples	8
1997	Chad Hermansen	Strikeouts	136	2013	Jordan Smith	Hits	151
2000	Juan Pierre	Batting Average	.326	2013	Paddy Matera	Hit By Pitch	18
2000	Elvis Pena	Runs	92	2015	Johan Camargo	Sacrifice Hits	20
2000	Elvis Pena	Stolen Bases	48	2016	Braxton Davidson	Strikeouts	184
2000	Todd Sears	OBP	.434	2016	Omar Obregon	Sacrifice Hits	13
2003	Chris Aguila	Batting Average	.320	2017	Trent Clark	Games	133
2003	William Hall	Stolen Bases	45	2017	Trent Clark	At Bats	496
2003	Josh Wilson	Sacrifice Flies	10	2017	Lucas Erceg	RBI	81
2004	Josh Willingham	Walks	91	2017	Jake Gatewood	Doubles	36
2004	Josh Willingham	OBP	.449	2017	Corey Ray	Strikeouts	156
2004	Josh Willingham	Slugging	.565	2017	Trent Clark	Base on Balls	98
2005	Jeremy Hermida	Base on Balls	111	2018	Dallas Carroll	Games	134
2005	Jeremy Hermida	OBP	.457	2018	Cooper Hummel	On-Base Percentage	.397
2008	John Raynor	Runs	42	2018	Ryan Aguilar	Intentional Walks	5
2008	Gaby Sanchez	Doubles	42				

**1991 MUDCATS**

**G:** 132 ..... Terry Crowley  
**AB:** 469 ..... Terry Crowley  
**R:** 60 ..... Terry Crowley  
**H:** 124 ..... Terry Crowley  
**2B:** 20 ..... Darwin Pennyne  
**3B:** 7 ..... Darwin Pennyne  
**HR:** 7 ..... Terry Crowley  
**RBI:** 45 ..... Terry Crowley  
**BB:** 45 ..... Mandy Romero  
**SO:** 111 ..... Chris Estep  
**SB:** 19 ..... Darwin Pennyne  
**AVG:** .264\* .... Terry Crowley  
**OBP:** .331\* .... Terry Crowley  
**SLG:** .365\* .... Darwin Pennyne  
**OPS:** .693\* .... Terry Crowley

**1994 MUDCATS**

**G:** 125 ..... Kevin Polcovich  
**AB:** 452 ..... Jermaine Allensworth  
**R:** 69 ..... Trey Beamon/Mark Johnson  
**H:** 140 ..... Trey Beamon  
**2B:** 28 ..... Stanton Cameron  
**3B:** 9 ..... Trey Beamon  
**HR:** 23 ..... Mark Johnson  
**RBI:** 85 ..... Mark Johnson  
**BB:** 67 ..... Mark Johnson  
**SO:** 94 ..... Mike Brown  
**SB:** 24 ..... Trey Beamon  
**AVG:** .323\* .... Trey Beamon  
**OBP:** .384\* .... Mark Johnson  
**SLG:** .440\* .... Trey Beamon  
**OPS:** .900\* .... Mark Johnson

**1992 MUDCATS**

**G:** 132 ..... Scott Bullett  
**AB:** 518 ..... Scott Bullett  
**R:** 59 ..... Scott Bullett  
**H:** 140 ..... Scott Bullett  
**2B:** 20 ..... Scott Bullett  
**3B:** 6 ..... Austin Manhan  
**HR:** 10 ..... Ben Shelton  
**RBI:** 51 ..... Ben Shelton  
**BB:** 68 ..... Ben Shelton  
**SO:** 117 ..... Ben Shelton  
**SB:** 29 ..... Scott Bullett  
**AVG:** .270\* .... Scott Bullett  
**OBP:** .362\* .... Ben Shelton  
**SLG:** .375\* .... Scott Bullett  
**OPS:** 0.724 ... Ben Shelton

**1995 MUDCATS**

**G:** 134 ..... Ramon Espinosa  
**AB:** 489 ..... Ramon Espinosa  
**R:** 87 ..... Jason Kendall  
**H:** 140 ..... J. Kendall/G. Canale/R. Espinosa  
**2B:** 30 ..... George Canale  
**3B:** 6 ..... George Canale  
**HR:** 21 ..... George Canale  
**RBI:** 102 ..... George Canale  
**BB:** 56 ..... Jason Kendall  
**SO:** 83 ..... George Canale  
**SB:** 27 ..... Tony Womack  
**AVG:** .326\* .... Jason Kendall  
**OBP:** .414\* .... Jason Kendall  
**SLG:** .503\* .... George Canale  
**OPS:** .862\* .... Jason Kendall

**1993 MUDCATS**

**G:** 125 ..... Mark Johnson/Jim Krevokuch  
**AB:** 454 ..... Daryl Ratliff  
**R:** 66 ..... Rich Aude  
**H:** 129 ..... Daryl Ratliff  
**2B:** 25 ..... Rich Aude  
**3B:** 4 ..... Mark Johnson/Daryl Ratliff/Tom Green  
**HR:** 18 ..... Rich Aude  
**RBI:** 73 ..... Rich Aude  
**BB:** 66 ..... Mark Johnson  
**SO:** 110 ..... Keith Thomas  
**SB:** 29 ..... Daryl Ratliff  
**AVG:** .289\* .... Rich Aude  
**OBP:** .376\* .... Rich Aude  
**SLG:** .491\* .... Rich Aude  
**OPS:** .866\* .... Rich Aude

**1996 MUDCATS**

**G:** 131 ..... Chance Sanford  
**AB:** 470 ..... Chance Sanford  
**R:** 76 ..... Lou Collier  
**H:** 127 ..... Charles Peterson  
**2B:** 24 ..... Charles Peterson/T.J. Staton  
**3B:** 13 ..... Chance Sanford  
**HR:** 15 ..... T.J. Staton  
**RBI:** 63 ..... Charles Peterson  
**BB:** 72 ..... Chance Sanford  
**SO:** 108 ..... Chance Sanford  
**SB:** 33 ..... Charles Peterson  
**AVG:** .308\* .... T.J. Staton  
**OBP:** .403\* .... T.J. Staton  
**SLG:** .503\* .... T.J. Staton  
**OPS:** .906\* .... T.J. Staton

## 1997 MUDCATS

<b>G:</b>	129	.....	Chad Hermansen
<b>AB:</b>	487	.....	Chad Hermansen
<b>R:</b>	87	.....	Chad Hermansen
<b>H:</b>	134	.....	Chad Hermansen
<b>2B:</b>	41	.....	Chad Hermansen
<b>3B:</b>	5	.....	Rickey Holifield
<b>HR:</b>	21	.....	Tracy Sanders
<b>RBI:</b>	78	.....	Tracy Sanders
<b>BB:</b>	74	.....	Tracy Sanders
<b>SO:</b>	136	.....	Chad Hermansen
<b>SB:</b>	20	.....	Charles Peterson
<b>AVG:</b>	.275*	....	Chad Hermansen
<b>OBP:</b>	.397*	....	Tracy Sanders
<b>SLG:</b>	.505*	....	Tracy Sanders
<b>OPS:</b>	.902*	....	Tracy Sanders

## 2000 MUDCATS

<b>G:</b>	130	.....	Javier Colina
<b>AB:</b>	477	.....	Elvis Pena
<b>R:</b>	92	.....	Elvis Pena
<b>H:</b>	143	.....	Elvis Pena/Juan Pierre
<b>2B:</b>	32	.....	Jody Gerut
<b>3B:</b>	7	.....	Elvis Pena
<b>HR:</b>	12	.....	Todd Sears
<b>RBI:</b>	72	.....	Todd Sears
<b>BB:</b>	76	.....	Jody Gerut
<b>SO:</b>	101	.....	Jason Dewey
<b>SB:</b>	48	.....	Elvis Pena
<b>AVG:</b>	.326*	....	Juan Pierre
<b>OBP:</b>	.434*	....	Todd Sears
<b>SLG:</b>	.492*	....	Todd Sears
<b>OPS:</b>	.926*	....	Todd Sears

## 1998 MUDCATS

<b>G:</b>	123	.....	Emil Brown
<b>AB:</b>	466	.....	Emil Brown
<b>R:</b>	89	.....	Emil Brown
<b>H:</b>	154	.....	Emil Brown
<b>2B:</b>	31	.....	Emil Brown
<b>3B:</b>	7	.....	Alex Hernandez
<b>HR:</b>	22	.....	Tracy Sanders
<b>RBI:</b>	70	.....	Tracy Sanders
<b>BB:</b>	97	.....	Tracy Sanders
<b>SO:</b>	86	.....	Tracy Sanders
<b>SB:</b>	24	.....	Emil Brown
<b>AVG:</b>	.330*	....	Emil Brown
<b>OBP:</b>	.404*	....	Tracy Sanders
<b>SLG:</b>	.496*	....	Emil Brown
<b>OPS:</b>	.897*	....	Emil Brown

## 2001 MUDCATS

<b>G:</b>	115	.....	Belvani Martinez
<b>AB:</b>	430	.....	Belvani Martinez
<b>R:</b>	66	.....	Ryan Owens
<b>H:</b>	112	.....	Belvani Martinez
<b>2B:</b>	21	.....	Belvani Martinez/Kevin Burford/Jason Dewey
<b>3B:</b>	7	.....	Belvani Martinez
<b>HR:</b>	8	.....	Ryan Owens/J.R. Phillips
<b>RBI:</b>	47	.....	Ryan Owens
<b>BB:</b>	63	.....	Ryan Owens
<b>SO:</b>	114	.....	Mike Murphy
<b>SB:</b>	29	.....	Belvani Martinez
<b>AVG:</b>	.289*	....	Kevin Burford
<b>OBP:</b>	.378*	....	Ryan Owens
<b>SLG:</b>	.419*	....	Kevin Burford
<b>OPS:</b>	.796*	....	Kevin Burford

## 1999 MUDCATS

<b>G:</b>	133	.....	Chris Kirgan
<b>AB:</b>	490	.....	Juan Sosa
<b>R:</b>	70	.....	Juan Sosa/Rod Bair
<b>H:</b>	143	.....	Rod Bair
<b>2B:</b>	34	.....	Rod Bair
<b>3B:</b>	6	.....	Rod Bair/Elvis Pena
<b>HR:</b>	13	.....	Rod Bair/Chris Kirgan
<b>RBI:</b>	84	.....	Chris Kirgan
<b>BB:</b>	60	.....	Chris Kirgan
<b>SO:</b>	121	.....	Tai Light
<b>SB:</b>	38	.....	Juan Sosa
<b>AVG:</b>	.303*	....	Rod Bair
<b>OBP:</b>	.358*	....	Rod Bair
<b>SLG:</b>	.483*	....	Rod Bair
<b>OPS:</b>	.841*	....	Rod Bair

## 2002 MUDCATS

<b>G:</b>	130	.....	Matt Holliday
<b>AB:</b>	510	.....	Garrett Atkins
<b>R:</b>	81	.....	Choo Freeman
<b>H:</b>	138	.....	Garrett Atkins
<b>2B:</b>	33	.....	Rene Reyes
<b>3B:</b>	6	.....	Choo Freeman
<b>HR:</b>	15	.....	Clint Barmes
<b>RBI:</b>	64	.....	Choo Freeman/Matt Holliday
<b>BB:</b>	67	.....	Matt Holliday
<b>SO:</b>	102	.....	Matt Holliday
<b>SB:</b>	16	.....	Matt Holliday
<b>AVG:</b>	.292*	....	Rene Reyes
<b>OBP:</b>	.400*	....	Choo Freeman
<b>SLG:</b>	.475*	....	Rene Reyes
<b>OPS:</b>	.844*	....	Choo Freeman

**2003 MUDCATS**

**G:** 129 ..... Matt Padgett  
**AB:** 462 ..... Matt Padgett  
**R:** 75 ..... Chip Ambres  
**H:** 128 ..... Matt Padgett  
**2B:** 30 ..... Josh Wilson  
**3B:** 8 ..... Chip Ambres  
**HR:** 17 ..... Matt Padgett  
**RBI:** 76 ..... Matt Padgett  
**BB:** 72 ..... Chip Ambres  
**SO:** 104 ..... Matt Padgett  
**SB:** 45 ..... Billy Hall  
**AVG:** .320\* .... Chris Aguila  
**OBP:** .384\* .... Chris Aguila  
**SLG:** .499\* .... Chris Aguila  
**OPS:** .883\* .... Chris Aguila

**2006 MUDCATS**

**G:** 133 ..... Ryan Bear  
**AB:** 477 ..... Ryan Bear  
**R:** 56 ..... Lee Mitchell  
**H:** 117 ..... Lee Mitchell  
**2B:** 37 ..... Lee Mitchell  
**3B:** 3 ..... Brett Carroll/Edgar Gonzalez  
**HR:** 12 ..... Kevin Randel  
**RBI:** 59 ..... Ryan Bear  
**BB:** 60 ..... Ryan Bear  
**SO:** 139 ..... Lee Mitchell  
**SB:** 37 ..... Jose Campusano  
**AVG:** .285\* .... Jose Campusano  
**OBP:** .376\* .... Kevin Randel  
**SLG:** .483\* .... Kevin Randel  
**OPS:** .859\* .... Kevin Randel

**2004 MUDCATS**

**G:** 137 ..... Chip Ambres  
**AB:** 452 ..... Chip Ambres  
**R:** 81 ..... Chip Ambres/Josh Willingham  
**H:** 109 ..... Chip Ambres  
**2B:** 28 ..... Chip Ambres  
**3B:** 6 ..... Eric Reed  
**HR:** 24 ..... Josh Willingham  
**RBI:** 78 ..... Jason Stokes  
**BB:** 91 ..... Josh Willingham  
**SO:** 121 ..... Jason Stokes  
**SB:** 40 ..... Billy Hall  
**AVG:** .300\* .... Billy Hall  
**OBP:** .449\* .... Josh Willingham  
**SLG:** .565\* .... Josh Willingham  
**OPS:** 1.014\* .. Josh Willingham

**2007 MUDCATS**

**G:** 539 ..... Lee Mitchell  
**AB:** 451 ..... Lee Mitchell  
**R:** 73 ..... Lee Mitchell  
**H:** 127 ..... Lee Mitchell  
**2B:** 31 ..... Chase Lambin  
**3B:** 6 ..... Chase Lambin  
**HR:** 20 ..... Lee Mitchell  
**RBI:** 73 ..... Lee Mitchell  
**BB:** 72 ..... Lee Mitchell  
**SO:** 153 ..... Lee Mitchell  
**SB:** 20 ..... Johnny Raburn  
**AVG:** .283\* .... Chase Lambin  
**OBP:** .393\* .... Lee Mitchell  
**SLG:** .488\* .... Lee Mitchell  
**OPS:** .881\* .... Lee Mitchell

**2005 MUDCATS**

**G:** 127 ..... Robert Andino  
**AB:** 516 ..... Robert Andino  
**R:** 77 ..... Jeremy Hermida  
**H:** 139 ..... Robert Andino  
**2B:** 33 ..... Jason Hill  
**3B:** 6 ..... James Shanks  
**HR:** 18 ..... Jeremy Hermida/Jason Hill  
**RBI:** 74 ..... Jason Hill  
**BB:** 111 ..... Jeremy Hermida  
**SO:** 111 ..... Robert Andino  
**SB:** 23 ..... Jeremy Hermida/Eric Reed  
**AVG:** .296\* .... James Shanks  
**OBP:** .457\* .... Jeremy Hermida  
**SLG:** .518\* .... Jeremy Hermida  
**OPS:** .975\* .... Jeremy Hermida

**2008 MUDCATS**

**G:** 133 ..... Gaby Sanchez  
**AB:** 483 ..... Chris Coghlan  
**R:** 104 ..... John Raynor  
**H:** 150 ..... Gaby Sanchez  
**2B:** 42 ..... Gaby Sanchez  
**3B:** 8 ..... Cameron Maybin  
**HR:** 17 ..... Gaby Sanchez  
**RBI:** 92 ..... Gaby Sanchez  
**BB:** 69 ..... Gaby Sanchez  
**SO:** 124 ..... Cameron Maybin  
**SB:** 48 ..... John Raynor  
**AVG:** .319 ..... Manny Mayorson  
**OBP:** .404 ..... Gaby Sanchez  
**SLG:** .513 ..... Gaby Sanchez  
**OPS:** .917 ..... Gaby Sanchez

## 2009 MUDCATS

<b>G:</b>	131 .....	Zack Cozart
<b>AB:</b>	462 .....	Zack Cozart
<b>R:</b>	72 .....	Zack Cozart
<b>H:</b>	131 .....	Todd Frazier
<b>2B:</b>	40 .....	Todd Frazier
<b>3B:</b>	4 .....	Logan Parker
<b>HR:</b>	22 .....	Juan Francisco
<b>RBI:</b>	74 .....	Juan Francisco
<b>BB:</b>	63 .....	Zack Cozart
<b>SO:</b>	97 .....	Logan Parker
<b>SB:</b>	23 .....	Sean Henry
<b>AVG:</b>	.290* .....	Todd Frazier
<b>OBP:</b>	.360* .....	Zack Cozart
<b>SLG:</b>	.501* .....	Juan Francisco
<b>OPS:</b>	.831* .....	Todd Frazier

## 2012 MUDCATS

<b>G:</b>	126 .....	Ronny Rodriguez
<b>AB:</b>	485 .....	Tony Wolters
<b>R:</b>	67 .....	Ronny Rodriguez
<b>H:</b>	126 .....	Tony Wolters
<b>2B:</b>	30 .....	T. Wolters/G. Urshela/A. Gallas
<b>3B:</b>	8 .....	Tony Wolters
<b>HR:</b>	19 .....	Ronny Rodriguez
<b>RBI:</b>	66 .....	Ronny Rodriguez
<b>BB:</b>	46 .....	Carlos Moncrief
<b>SO:</b>	126 .....	Carlos Moncrief
<b>SB:</b>	32 .....	Delvi Cid
<b>AVG:</b>	.278* .....	Giovanny Urshela
<b>OBP:</b>	.365* .....	Jesus Aguilar
<b>SLG:</b>	.465* .....	Carlos Moncrief
<b>OPS:</b>	.819* .....	Jesus Aguilar

## 2010 MUDCATS

<b>G:</b>	121 .....	Sean Henry
<b>AB:</b>	470 .....	Kristopher Negron
<b>R:</b>	79 .....	Kristopher Negron
<b>H:</b>	128 .....	Kristopher Negron
<b>2B:</b>	26 .....	Jake Kahaulelio
<b>3B:</b>	8 .....	Dave Sappelt
<b>HR:</b>	13 .....	Devin Mesoraco/Jake Kahaulelio
<b>RBI:</b>	62 .....	Dave Sappelt
<b>BB:</b>	51 .....	Kristopher Negron
<b>SO:</b>	97 .....	Kristopher Negron
<b>SB:</b>	34 .....	Kristopher Negron
<b>AVG:</b>	.361* .....	Dave Sappelt
<b>OBP:</b>	.416* .....	Dave Sappelt
<b>SLG:</b>	.548* .....	Dave Sappelt
<b>OPS:</b>	.964* .....	Dave Sappelt

## 2013 MUDCATS

<b>G:</b>	134 .....	Jordan Smith
<b>AB:</b>	518 .....	Jordan Smith
<b>R:</b>	73 .....	Joey Wendle
<b>H:</b>	151 .....	Jordan Smith
<b>2B:</b>	32 .....	Joey Wendle
<b>3B:</b>	6 .....	J. Smith/T. Naquin/F. Lindor
<b>HR:</b>	16 .....	Joey Wendle
<b>RBI:</b>	64 .....	Joey Wendle
<b>BB:</b>	62 .....	Jordan Smith
<b>SO:</b>	112 .....	Tyler Naquin
<b>SB:</b>	20 .....	Francisco Lindor
<b>AVG:</b>	.306* .....	Francisco Lindor
<b>OBP:</b>	.373* .....	Francisco Lindor
<b>SLG:</b>	.427* .....	Bryson Myles
<b>OPS:</b>	.885* .....	Joey Wendle

## 2011 MUDCATS

<b>G:</b>	102 .....	Neftali Soto
<b>AB:</b>	379 .....	Neftali Soto
<b>R:</b>	70 .....	Neftali Soto
<b>H:</b>	103 .....	Neftali Soto
<b>2B:</b>	29 .....	Cody Puckett
<b>3B:</b>	5 .....	Denis Phipps/Mike Costanzo
<b>HR:</b>	30 .....	Neftali Soto
<b>RBI:</b>	76 .....	Neftali Soto
<b>BB:</b>	52 .....	Quintin Berry
<b>SO:</b>	96 .....	Neftali Soto
<b>SB:</b>	40 .....	Quintin Berry
<b>AVG:</b>	.297* .....	Quintin Berry
<b>OBP:</b>	.399* .....	Quintin Berry
<b>SLG:</b>	.575* .....	Neftali Soto
<b>OPS:</b>	.904* .....	Neftali Soto

## 2014 MUDCATS

<b>G:</b>	117 .....	James Roberts
<b>AB:</b>	407 .....	James Roberts
<b>R:</b>	62 .....	Jeremy Lucas
<b>H:</b>	111 .....	Yhoxian Medina
<b>2B:</b>	24 .....	Jeremy Lucas
<b>3B:</b>	7 .....	Erik Gonzalez
<b>HR:</b>	12 .....	Jeremy Lucas
<b>RBI:</b>	58 .....	Jeremy Lucas
<b>BB:</b>	58 .....	Logan Vick
<b>SO:</b>	96 .....	Todd Hankins
<b>SB:</b>	25 .....	Todd Hankins
<b>AVG:</b>	.295* .....	Jerrud Sabourin
<b>OBP:</b>	.371* .....	Jerrud Sabourin
<b>SLG:</b>	.442* .....	Jerrud Sabourin
<b>OPS:</b>	.805 .....	Jeremy Lucas

**2015 MUDCATS**

<b>G:</b>	134 .....	Carlos Franco
<b>AB:</b>	461 .....	Carlos Franco
<b>R:</b>	72 .....	Connor Lien
<b>H:</b>	129 .....	Connor Lien
<b>2B:</b>	30 .....	Carlos Franco
<b>3B:</b>	6 .....	Johan Camargo
<b>HR:</b>	15 .....	Jacob Schrader
<b>RBI:</b>	62 .....	Carlos Franco/Dustin Peterson
<b>BB:</b>	66 .....	Carlos Franco
<b>SO:</b>	129 .....	Connor Lien
<b>SB:</b>	34 .....	Connor Lien
<b>AVG:</b>	.285* ....	Connor Lien
<b>OBP:</b>	.347* ....	Connor Lien
<b>SLG:</b>	.477* ....	Jacob Schrader
<b>OPS:</b>	.790* ....	Jacob Schrader

**2018 MUDCATS**

<b>G:</b>	134 .....	Dallas Carroll
<b>AB:</b>	508 .....	Dallas Carroll
<b>R:</b>	60 .....	Weston Wilson
<b>H:</b>	114 .....	Dallas Carroll
<b>2B:</b>	25 .....	Cooper Hummel
<b>3B:</b>	9 .....	Ryan Aguilar
<b>HR:</b>	13 .....	Weston Wilson
<b>RBI:</b>	62 .....	Weston Wilson
<b>BB:</b>	65 .....	Dallas Carroll
<b>SO:</b>	138 .....	Ryan Aguilar
<b>SB:</b>	16 .....	Luis Aviles Jr.
<b>AVG:</b>	.274* ....	Weston Wilson
<b>OBP:</b>	.397* ....	Cooper Hummel
<b>SLG:</b>	.446* ....	Weston Wilson
<b>OPS:</b>	.807* ....	Cooper Hummel

**2016 MUDCATS**

<b>G:</b>	128 .....	Braxton Davidson
<b>AB:</b>	458 .....	Keith Curcio
<b>R:</b>	67 .....	Keith Curcio
<b>H:</b>	124 .....	Keith Curcio
<b>2B:</b>	29 .....	Keith Curcio
<b>3B:</b>	8 .....	Keith Curcio
<b>HR:</b>	10 .....	Braxton Davidson
<b>RBI:</b>	63 .....	Braxton Davidson
<b>BB:</b>	71 .....	Braxton Davidson
<b>SO:</b>	184 .....	Braxton Davidson
<b>SB:</b>	24 .....	Keith Curcio
<b>AVG:</b>	.271* ....	Keith Curcio
<b>OBP:</b>	.352* ....	Keith Curcio
<b>SLG:</b>	.389* ....	Keith Curcio
<b>OPS:</b>	.740* ....	Keith Curcio

**2017 MUDCATS**

<b>G:</b>	133 .....	Trent Grisham
<b>AB:</b>	496 .....	Lucas Erceg
<b>R:</b>	78 .....	Trent Grisham
<b>H:</b>	127 .....	Lucas Erceg
<b>2B:</b>	36 .....	Jake Gatewood
<b>3B:</b>	6 .....	Trent Grisham
<b>HR:</b>	15 .....	Lucas Erceg
<b>RBI:</b>	81 .....	Lucas Erceg
<b>BB:</b>	98 .....	Trent Grisham
<b>SO:</b>	156 .....	Corey Ray
<b>SB:</b>	38 .....	Luis Aviles
<b>AVG:</b>	.269* ....	Jake Gatewood
<b>OBP:</b>	.360* ....	Trent Grisham
<b>SLG:</b>	.445* ....	Troy Stokes Jr.
<b>OPS:</b>	.789* ....	Troy Stokes Jr.

TRAVIS WOOD



LEAGUE LEADERS - PITCHING

YEAR	LG	PLAYER	W-L	ERA	G	GS	CG	SHO	IP	H	R	ER	BB	SO
1995	SOU	Elmer Dessens	15-8	2.49	27	27	1	0	152.0	170	62	42	21	68
2009	SOU	Travis Wood	9-3	1.21	19	19	1	1	119.0	78	23	16	37	103
2013	SOU	Cody Anderson	9-4	2.34	23	23	0	0	123.1	105	34	32	31	112

YEARLY LEAGUE PITCHING LEADERS

YEAR	PITCHER	CATEGORY	TOTAL	YEAR	PITCHER	CATEGORY	TOTAL
1992	Michael Zimmerman	Losses	15 (Tie)	2011	Donnie Joseph	Games	57
1992	Stanley Fansler	Hit Batters	13 (Tie)	2011	James Avery	Losses	12 (Tie)
1993	Robert Hunter	Intentional BB	8 (Tie)	CAROLINA LEAGUE ERA BEGINS			
1994	Gary Wilson	Complete Games	7	2012	Michael Goodnight	Walks	76
1994	Brett Backlund	Losses	13	2012	Michael Goodnight	Losses	13
1995	Elmer Dessens	Earned Run Average	2.49	2012	Michael Goodnight	Hit-Batters	19
1995	Elmer Dessens	Wins	15	2013	Cody Anderson	Earned Run Average	2.34
1997	Jeffrey Kelly	Walks	85	2013	Shawn Morimando	Hits Allowed	13
2000	Robert Averette	Wins	13 (Tie)	2014	Ryan Merritt	Wins	13
2000	Shawn Chacon	Shutouts	3 (CNG/CAR)	2014	Grant Sides	Games	43
2000	Robert Averette	Complete Games	5 (CNG/CAR)	2014	Ryan Merritt	Innings Pitched	160.1
2000	Shawn Chacon	Strikeouts	172	2014	Cole Sulser	Losses	13
2000	Shawn Chacon	Walks	85	2014	Ryan Merritt	WHIP	0.95
2000	Ryan Price	Wild Pitches	25	2014	Josh Martin	Holds	10
2003	Donal Bridges	Walks	70	2014	Ryan Merritt	Lowest Batting Average	.216
2004	Nic Ungs	Home Runs Allowed	24	2015	Seth Webster	Lowest BB-IBB/9 IP	0.56
2006	Paul Mildren	Games Started	28	2016	Ryan Clark	Earned Runs Allowed	86
2009	Travis Wood	Earned Run Average	1.21	2017	Nate Griep	Saves	30
2009	Travis Wood	WHIP	0.97	2017	Nate Griep	Games	45
2009	Travis Wood	Average Against	.189	2017	Nate Griep	Games Finished	43
2009	Travis Wood	Highest SO/9ip Ratio	7.79	2017	Kodi Medeiros	Hit Batters	20

**1991 MUDCATS**

**W:** 15 ..... Tim Wakefield  
**L:** 10 ..... Steve Buckholz  
**G:** 40 ..... Dennis Tafoya  
**GS:** 25 ..... Tim Wakefield  
**SV:** 12 ..... Victor Cole  
**IP:** 183.0 .... Tim Wakefield  
**H:** 155 ..... Tim Wakefield  
**BB:** 53 ..... Steve Buckholz  
**SO:** 120 ..... Tim Wakefield  
**WHIP:** 1.29\* .... Tim Wakefield  
**ERA:** 2.90\* .... Tim Wakefield

**1992 MUDCATS**

**W:** 7 ..... Stan Fansler  
**L:** 15 ..... Mike Zimmerman  
**G:** 59 ..... Brian Shouse  
**GS:** 27 ..... Mike Zimmerman  
**SV:** 4 ..... Ben Webb/Brian Shouse/Eddie Dixon  
**IP:** 153.0 .... Mike Zimmerman  
**H:** 149 ..... Dave Bird  
**BB:** 75 ..... Mike Zimmerman  
**SO:** 107 ..... Mike Zimmerman/Stan Fansler/Rich Robertson  
**WHIP:** 1.24\* .... Paul Wagner  
**ERA:** 3.03\* .... Paul Wagner

**1993 MUDCATS**

**W:** 9 ..... John Hope  
**L:** 5 ..... Brett Backlund/Tim Wakefield/Dan Jones  
**G:** 49 ..... Dennis Tafoya  
**GS:** 20 ..... John Hope/Brett Backlund  
**SV:** 12 ..... Freddie Toliver  
**IP:** 111.1 .... John Hope  
**H:** 123 ..... John Hope  
**BB:** 35 ..... Blaine Beatty/Bobby Hunter  
**SO:** 94 ..... Brett Backlund  
**WHIP:** 1.37\* .... John Hope  
**ERA:** 4.37\* .... John Hope

**1994 MUDCATS**

**W:** 10 ..... Esteban Loaiza  
**L:** 13 ..... Brett Backlund  
**G:** 55 ..... Mark Mesewicz  
**GS:** 26 ..... Michel Laplante  
**SV:** 11 ..... Jeff McCurry  
**IP:** 163.0 .... Michel Laplante  
**H:** 180 ..... Michel Laplante  
**BB:** 47 ..... Brett Backlund  
**SO:** 115 ..... Esteban Loaiza  
**WHIP:** 1.12\* .... Gary Wilson  
**ERA:** 2.56\* .... Gary Wilson

**1995 MUDCATS**

**W:** 15 ..... Elmer Dessens  
**L:** 8 ..... Elmer Dessens  
**G:** 56 ..... Marc Pisciotta  
**GS:** 27 ..... Elmer Dessens/Matt Ruebel  
**SV:** 26 ..... Matt Ryan  
**IP:** 169.1 .... Matt Ruebel  
**H:** 170 ..... Elmer Dessens  
**BB:** 45 ..... Matt Ruebel  
**SO:** 136 ..... Matt Ruebel  
**WHIP:** 1.15\* .... Matt Ruebel  
**ERA:** 2.49\* .... Elmer Dessens

**1996 MUDCATS**

**W:** 11 ..... Blaine Beatty/Scott Taylor  
**L:** 8 ..... Dennis Konuszewski  
**G:** 52 ..... Mariano De Los Santos  
**GS:** 25 ..... Scott Taylor  
**SV:** 25 ..... Dave Wainhouse  
**IP:** 158.0 .... Scott Taylor  
**H:** 170 ..... Scott Taylor  
**BB:** 62 ..... Scott Taylor  
**SO:** 117 ..... Blaine Beatty  
**WHIP:** 1.67\* .... Blaine Beatty  
**ERA:** 3.29\* .... Blaine Beatty

**1997 MUDCATS**

**W:** 6 ..... Jeff Kelly/John Dillinger/Mike Halperin  
**L:** 11 ..... Jeff Kelly  
**G:** 48 ..... Matt Ryan  
**GS:** 19 ..... Jeff Kelly  
**SV:** 14 ..... Matt Ryan  
**IP:** 127.2 .... Jeff Kelly  
**H:** 134 ..... Jeff Kelly  
**BB:** 85 ..... Jeff Kelly  
**SO:** 83 ..... Jeff Kelly  
**WHIP:** 1.71\* .... Jeff Kelly  
**ERA:** 4.65 ..... Jeff Kelly

**1998 MUDCATS**

**W:** 9 ..... Bronson Arroya  
**L:** 13 ..... Jason Phillips  
**G:** 42 ..... Ken Giard/Kevin Tolar  
**GS:** 25 ..... Jason Phillips  
**SV:** 16 ..... Dave Daniels  
**IP:** 151.0 .... Jason Phillips  
**H:** 161 ..... Jason Phillips  
**BB:** 53 ..... Brian O'Connor  
**SO:** 114 ..... Jason Phillips  
**WHIP:** 1.41\* ..... Jason Phillips  
**ERA:** 4.71\* ..... Jason Phillips

**1999 MUDCATS**

**W:** 13 ..... Chandler Martin  
**L:** 12 ..... Ryan Jacobs  
**G:** 48 ..... Bobby Bevel  
**GS:** 27 ..... Chandler Martin  
**SV:** 14 ..... Lariel Gonzalez  
**IP:** 164.1 .... Chandler Martin  
**H:** 159 ..... Doug Walls  
**BB:** 68 ..... Ryan Jacobs  
**SO:** 140 ..... Doug Walls  
**WHIP:** 1.31\* .... Chandler Martin  
**ERA:** 3.65\* .... Doug Walls

**2000 MUDCATS**

**W:** 10 ..... Shawn Chacon  
**L:** 10 ..... Shawn Chacon  
**G:** 50 ..... Travis Thompson  
**GS:** 27 ..... Shawn Chacon  
**SV:** 17 ..... Travis Thompson  
**IP:** 173.2 .... Shawn Chacon  
**H:** 152 ..... Mark DiFelice  
**BB:** 85 ..... Shawn Chacon  
**SO:** 172 ..... Shawn Chacon  
**WHIP:** 1.17\* .... Mike Porzio  
**ERA:** 3.16\* .... Shawn Chacon

**2001 MUDCATS**

**W:** 7 ..... Ryan Cameron/L. Hudson/Josh Kalinowski  
**L:** 12 ..... Luke Hudson  
**G:** 50 ..... Jamie Emiliano  
**GS:** 28 ..... Luke Hudson  
**SV:** 16 ..... Cam Esslinger  
**IP:** 165.0 .... Luke Hudson  
**H:** 159 ..... Luke Hudson  
**BB:** 68 ..... Luke Hudson  
**SO:** 145 ..... Luke Hudson  
**WHIP:** 1.07\* .... Mark DiFelice  
**ERA:** 3.15\* .... Mark DiFelice

**2002 MUDCATS**

**W:** 10 ..... Cory Vance  
**L:** 8 ..... Cory Vance/Ryan Kibler  
**G:** 50 ..... Doug Thompson  
**GS:** 25 ..... Cory Vance/Ryan Kibler  
**SV:** 10 ..... Jase Wrigley  
**IP:** 150.1 .... Cory Vance  
**H:** 158 ..... Ryan Kibler  
**BB:** 76 ..... Cory Vance  
**SO:** 139 ..... Ryan Cameron  
**WHIP:** 1.17\* .... Ryan Cameron  
**ERA:** 3.18\* .... Chandler Martin

**2003 MUDCATS**

**W:** 10 ..... Donnie Bridges  
**L:** 7 ..... Randy Messenger  
**G:** 56 ..... Mike Flannery  
**GS:** 23 ..... Randy Messenger  
**SV:** 23 ..... Mike Flannery  
**IP:** 134.2 .... Donnie Bridges  
**H:** 137 ..... Randy Messenger  
**BB:** 70 ..... Donnie Bridges  
**SO:** 109 ..... Donnie Bridges  
**WHIP:** 1.15\* .... Donnie Bridges  
**ERA:** 2.81\* .... Donnie Bridges

**2004 MUDCATS**

**W:** 11 ..... Nic Ungs  
**L:** 10 ..... Peter Bauer  
**G:** 58 ..... Randy Messenger  
**GS:** 28 ..... Nic Ungs  
**SV:** 21 ..... Randy Messenger  
**IP:** 161.1 .... Nic Ungs  
**H:** 178 ..... Nic Ungs  
**BB:** 59 ..... Bill Murphy  
**SO:** 134 ..... Nic Ungs  
**WHIP:** 1.29\* .... Peter Bauer  
**ERA:** 4.23\* .... Trevor Hutchinson

**2005 MUDCATS**

**W:** 12 ..... Josh Johnson  
**L:** 8 ..... Luke Lockwood  
**G:** 54 ..... Ross Wolf  
**GS:** 26 ..... Josh Johnson  
**SV:** 24 ..... Chris Resop  
**IP:** 139.2 .... Josh Johnson  
**H:** 139 ..... Josh Johnson  
**BB:** 50 ..... Josh Johnson  
**SO:** 113 ..... Josh Johnson  
**WHIP:** 1.68\* .... Luke Lockwood  
**ERA:** 3.24\* .... Luke Lockwood

**2006 MUDCATS**

**W:** 10 ..... Paul Mildren  
**L:** 10 ..... Paul Mildren/James Russ  
**G:** 52 ..... Chris Mobley  
**GS:** 28 ..... Paul Mildren  
**SV:** 12 ..... Chris Young  
**IP:** 167.1 .... Paul Mildren  
**H:** 161 ..... Paul Mildren  
**BB:** 67 ..... Adam Bostick  
**SO:** 150 ..... Paul Mildren  
**WHIP:** 1.29\* .... Paul Mildren  
**ERA:** 3.52\* .... Adam Bostick

**2007 MUDCATS**

**W:** 9 ..... Gaby Hernandez  
**L:** 11 ..... Gaby Hernandez  
**G:** 58 ..... Scott Nestor  
**GS:** 28 ..... Gaby Hernandez  
**SV:** 11 ..... Chris Mobley  
**IP:** 153.2 .... Gaby Hernandez  
**H:** 144 ..... Gaby Hernandez  
**BB:** 56 ..... Gaby Hernandez  
**SO:** 113 ..... Gaby Hernandez  
**WHIP:** 1.30\* .... Gaby Hernandez  
**ERA:** 4.22\* .... Gaby Hernandez

**2011 MUDCATS**

**W:** 7 ..... Pedro Villarreal  
**L:** 12 ..... James Avery  
**G:** 57 ..... Donnie Joseph  
**GS:** 26 ..... James Avery  
**SV:** 8 ..... Donnie Joseph  
**IP:** 139.2 .... James Avery  
**H:** 163 ..... James Avery  
**BB:** 54 ..... James Avery  
**SO:** 89 ..... Travis Webb  
**WHIP:** 1.55\* .... James Avery  
**ERA:** 4.70\* .... James Avery

**2008 MUDCATS**

**W:** 9 ..... Willie Glen  
**L:** 9 ..... Brett Sinkbell  
**G:** 53 ..... Chris Mobley  
**GS:** 26 ..... Brett Sinkbell  
**SV:** 28 ..... Chris Mobley  
**IP:** 143.1 .... Brett Sinkbell  
**H:** 172 ..... Brett Sinkbell  
**BB:** 51 ..... Brett Sinkbell  
**SO:** 87 ..... Willie Glen  
**WHIP:** 1.56\* .... Brett Sinkbell  
**ERA:** 5.02\* .... Brett Sinkbell

**2012 MUDCATS**

**W:** 10 ..... Mike Rayl  
**L:** 13 ..... Michael Goodnight  
**G:** 38 ..... J.D. Reichenbach  
**GS:** 27 ..... Michael Goodnight/Mike Rayl  
**SV:** 15 ..... Jose Flores  
**IP:** 149.1 .... Mike Rayl  
**H:** 151 ..... Michael Goodnight  
**BB:** 76 ..... Michael Goodnight  
**SO:** 101 ..... Michael Goodnight  
**WHIP:** 1.35\* .... Mike Rayl  
**ERA:** 4.28\* .... Mike Rayl

**2009 MUDCATS**

**W:** 9 ..... Travis Wood  
**L:** 6 ..... Tom Cochran/Luis Montano  
**G:** 51 ..... Ruben Medina  
**GS:** 19 ..... Travis Wood  
**SV:** 8 ..... Sean Watson  
**IP:** 119.0 .... Travis Wood  
**H:** 85 ..... Camilo Vazquez  
**BB:** 48 ..... Ruben Medina/Jerry Gil  
**SO:** 103 ..... Travis Wood  
**WHIP:** 0.97\* .... Travis Wood  
**ERA:** 1.21\* .... Travis Wood

**2013 MUDCATS**

**W:** 9 ..... Cody Anderson  
**L:** 13 ..... Shawn Morimando  
**G:** 43 ..... Rob Nixon  
**GS:** 27 ..... Shawn Morimando  
**SV:** 8 ..... Jeff Johnson  
**IP:** 135.0 .... Shawn Morimando  
**H:** 118 ..... Nick Pasquale  
**BB:** 76 ..... Shawn Morimando  
**SO:** 112 ..... Cody Anderson  
**WHIP:** 1.10\* .... Cody Anderson  
**ERA:** 2.34\* .... Cody Anderson

**2010 MUDCATS**

**W:** 8 ..... Tom Cochran  
**L:** 10 ..... Travis Webb  
**G:** 45 ..... Ruben Medina  
**GS:** 25 ..... Tom Cochran  
**SV:** 9 ..... Jordan Smith  
**IP:** 137.0 .... Tom Cochran  
**H:** 126 ..... Travis Webb  
**BB:** 63 ..... Travis Webb  
**SO:** 99 ..... Tom Cochran  
**WHIP:** 1.09\* .... Matt Klinker  
**ERA:** 2.83\* .... Matt Klinker

**2014 MUDCATS**

**W:** 13 ..... Ryan Merritt  
**L:** 13 ..... Cole Sulser  
**G:** 43 ..... Grant Sides  
**GS:** 25 ..... Ryan Merritt  
**SV:** 9 ..... Louis Head  
**IP:** 160.1 .... Ryan Merritt  
**H:** 144 ..... D.J. Brown  
**BB:** 42 ..... Michael Peoples  
**SO:** 127 ..... Ryan Merritt  
**WHIP:** 0.95\* .... Ryan Merritt  
**ERA:** 2.58\* .... Ryan Merritt

**2015 MUDCATS**

<b>W:</b>	8 .....	Brandon Barker/Seth Webster
<b>L:</b>	10 .....	Yean Carlos Gil
<b>G:</b>	34 .....	Andy Otero
<b>GS:</b>	22 .....	Blair Walters
<b>SV:</b>	6 .....	Justin Jackson/Bradley Roney David Peterson/Tyler Jones
<b>IP:</b>	135.0 ....	Blair Walters
<b>H:</b>	131 .....	Seth Webster
<b>BB:</b>	40 .....	Blair Walters
<b>SO:</b>	96 .....	Seth Webster
<b>WHIP:</b>	1.06* .....	Seth Webster
<b>ERA:</b>	2.28* .....	Seth Webster

**2016 MUDCATS**

<b>W:</b>	9 .....	Matt Withrow
<b>L:</b>	13 .....	Ryan Clark
<b>G:</b>	41 .....	Sean McLaughlin
<b>GS:</b>	25 .....	Ryan Clark/Enderson Franco
<b>SV:</b>	8 .....	Chase Johnson-Mullins/Evan Phillips
<b>IP:</b>	144.0 ....	Enderson Franco
<b>H:</b>	164 .....	Enderson Franco
<b>BB:</b>	68 .....	Matt Withrow
<b>SO:</b>	131 .....	Matt Withrow
<b>WHIP:</b>	1.39* .....	Matt Withrow
<b>ERA:</b>	3.80* .....	Matt Withrow

**2017 MUDCATS**

<b>W:</b>	9 .....	Jordan Yamamoto
<b>L:</b>	9 .....	Kodi Medeiros/Conor Harber
<b>G:</b>	45 .....	Nate Griep
<b>GS:</b>	22 .....	Marcos Diplan/Cody Ponce
<b>SV:</b>	30 .....	Nate Griep
<b>IP:</b>	128.1 ....	Kodi Medeiros
<b>H:</b>	130 .....	Cody Ponce
<b>BB:</b>	71 .....	Marcos Diplan
<b>SO:</b>	121 .....	Kodi Medeiros
<b>WHIP:</b>	1.09* .....	Jordan Yamamoto
<b>ERA:</b>	2.51* .....	Jordan Yamamoto

**2018 MUDCATS**

<b>W:</b>	9 .....	Cam Roegner
<b>L:</b>	8 .....	Victor Diaz/Braden Webb
<b>G:</b>	46 .....	Luke Barker
<b>GS:</b>	21 .....	Braden Webb
<b>SV:</b>	20 .....	Luke Barker
<b>IP:</b>	126.1 ....	Victor Diaz
<b>H:</b>	133 .....	Victor Diaz
<b>BB:</b>	56 .....	Braden Webb
<b>SO:</b>	104 .....	Braden Webb
<b>WHIP:</b>	1.15* .....	Cam Roegner
<b>ERA:</b>	2.16* .....	Cam Roegner

# MIGUEL CABRERA

2003 CAROLINA MUDCATS



**FRANCHISE  
RECORD BOOK**

## NEFTALI SOTO

**SINGLE SEASON INDIVIDUAL BATTING RECORDS (1991-2018)****MOST GAMES...**

1. 137, Chip Ambres, 2004
2. 135, Lee Mitchell, 2007
3. 134, Multiple Players

**MOST PLATE APPEARANCES...**

1. 587, Dallas Carroll, 2019
2. 586, Jordan Smith, 2013
2. 577, Garrett Atkins, 2002

**MOST AT BATS...**

1. 518, Scott Bullett, 1992
- 518, Jordan Smith, 2013
2. 516, Robert Andino, 2005
3. 510, Garrett Atkins, 2002

**MOST RUNS...**

1. 104, John Raynor, 2008
2. 92, Elvis Pena, 2000
3. 89, Emil Brown, 1998

**MOST HITS...**

1. 154, Emil Brown, 1998
2. 151, Jordan Smith, 2013
3. 150, Gaby Sanchez, 2008

**MOST TOTAL BASES...**

1. 245, George Canale, 1995
- 245, Gaby Sanchez, 2008
2. 233, Chad Hermansen, 1997

**HIGHEST BATTING AVERAGE...**

1. .361, Dave Sappelt, 2010
2. .330, Emil Brown, 1998
3. .326, Jason Kendall, 1995

**HIGHEST ON-BASE PERCENTAGE...**

1. .457, Jeremy Hermida, 2005
2. .449, Josh Willingham, 2004
3. .434, Todd Sears, 2000

**HIGHEST SLUGGING...**

1. .575, Neftali Soto, 2011
2. .565, Josh Willingham, 2004
3. .548, Dave Sappelt, 2010

**HIGHEST OPS...**

1. 1.014, Josh Willingham, 2004
2. .975, Jeremy Hermida, 2005
3. .964, Dave Sappelt, 2010

**MOST DOUBLES...**


1. 42, Gaby Sanchez, 2008
2. 40, Todd Frazier, 2009
3. 37, Lee Mitchell, 2006

**MOST TRIPLES...**

1. 13, Chance Sanford, 1996
2. 9, Trey Beamon, 1994
- 9, Ryan Aguilar, 2019
3. 8, Tony Wolters, 2012

**MOST HOME RUNS...**

1. 30, Neftali Soto, 2011
2. 24, Josh Willingham, 2004
3. 23, Mark Johnson, 1994
- 23, Jason Stokes, 2004



**SINGLE SEASON INDIVIDUAL BATTING RECORDS (1991-2018)**

**MOST RBI...**

1. 102, George Canale, 1995
2. 92, Gaby Sanchez, 2008
3. 85, Mark Johnson, 1994

**MOST SACRIFICE HITS...**

1. 20, Johan Camargo, 2015
2. 14, Daryl Ratliff, 1993
3. 13, Omar Obregon, 2015

**MOST SACRIFICE FLIES...**

1. 10, Josh Wilson, 2003
2. 9, Emil Brown, 1998
- 9, Bryson Myles, 2013

**MOST STOLEN BASES...**

1. 48, Elvis Pena, 2000
- 48, John Raynor, 2008
2. 46, Juan Pierre, 2000
3. 45, Billy Hall, 2003

**MOST CAUGHT STEALING...**

1. 21, Scott Bullett, 1992
2. 15, Juan Sosa, 1999
- 15, Billy Hall, 2004

**MOST BASES ON BALLS...**

1. 111, Jeremy Hermida, 2005
2. 98, Trent Grisham, 2017
3. 97, Tracy Sanders, 1998

**MOST IBB...**

1. 11, Mark Johnson, 1994
- 11, Todd Sears, 2000
2. 8, Josh Willingham, 2004
- 8, Mike Brown, 1994

**MOST STRIKEOUTS...**

1. 184, Braxton Davidson, 2016
2. 156, Corey Ray, 2017
3. 153, Lee Mitchell, 2007

**MOST HIT BY PITCH...**

1. 18, Josh Willingham, 2004
- 18, Paddy Matera, 2013
2. 16, Kris Negron, 2010
- 16, Rod Bair, 1999

**MOST GIDPs...**

1. 18, Charles Peterson, 1996
2. Several tied at 17...

**NATE GRIEP****SINGLE SEASON INDIVIDUAL PITCHING RECORDS (1991-2018)****MOST GAMES...**

1. 59, Brian Shouse, 1992
2. 58, Scott Nestor, 2007  
58, Randy Messenger, 2004
3. 57, Donnie Joseph, 2011

**MOST GAMES STARTED...**

1. 28, Luke Hudson, 2001  
28, Paul Mildren, 2006  
28, Gaby Hernandez, 2007  
28, Nic Ungs, 2004
2. 27, Nine players tied...
3. 26, Five players tied...

**MOST GAMES FINISHED...**

1. 46, Mike Flannery, 2003
2. 45, Randy Messenger, 2004  
45, Chris Mobley, 2008
3. 43, Nate Griep, 2017

**MOST COMPLETE GAMES...**

1. 8, Tim Wakefield, 1991
2. 7, Gary Wilson, 1994
3. 4, Several Tied...

**MOST SHUTOUTS...**

1. 3, Matthew Ruebel, 1995  
3, Shawn Chacon, 2000
2. 2, Gary Wilson, 1994  
2, Aaron Cook, 2002  
2, Steve Parris, 1995
3. 1, Several tied...

**MOST SAVES...**

1. 30, Nate Griep, 2017
2. 28, Chris Mobley, 2008
3. 26, Matt Ryan, 1995

**MOST INNINGS PITCHED...**

1. 183.0, Tim Wakefield, 1991
2. 173.2, Shawn Chacon, 2000
3. 169.1, Matt Ruebel, 1995

**LOWEST ERA...**

1. 1.21, Travis Wood, 1993
2. 2.34, Cody Anderson, 2013
3. 2.49, Elmer Dessens, 1995

**LOWEST WHIP...**

1. 0.95, Ryan Merritt, 2014
2. 0.97, Travis Wood, 2009
3. 1.06, Seth Webster, 2015


**HIGHEST K/9 IP RATIO...**

1. 10.5, Ryan Cameron, 2002
2. 9.8, Matt Withrow, 2016
3. 9.2, Jordan Yamamoto, 2017

**LOWEST BB/9 IP RATIO...**

1. 0.6, Seth Webster, 2015
2. 1.2, Elmer Dessens, 1995
3. 1.3, Mark DiFelice, 2000

**TIM WAKEFIELD**



**SINGLE SEASON INDIVIDUAL PITCHING RECORDS (1991-2018)**

**HIGHEST K/BB RATIO...**

1. 12.0, Seth Webster, 2015
2. 5.16, Mark DiFelice, 2000
3. 5.08, Ryan Merritt, 2014

**MOST VICTORIES...**

1. 15, Elmer Dessens, 1995  
15, Tim Wakefield, 1991
2. 13, Ryan Merritt, 2014  
13, Matt Ruebel, 1995  
13, Chandler Martin, 1999
3. 12, Josh Johnson, 2005

**MOST LOSSES...**

1. 15, Mike Zimmerman, 1992
2. 13, Six played tied..
3. 12, Six played tied...

**MOST HITS...**

1. 180, Michael LaPlante, 1994
2. 178, Nic Ungs, 2004
3. 172, Brett Sinkbell, 2008

**MOST RUNS...**

1. 110, Michael LaPlante, 1994
2. 98, Ryan Kibler, 2002
3. 94, Scott Taylor, 1996  
94, Ryan Clark, 2016

**MOST EARNED RUNS...**

1. 89, Michael LaPlante, 1994
2. 86, Ryan Clark, 2016
3. 81, Scott Taylor, 1996

**MOST HOME RUNS ALLOWED...**

1. 24, Nic Ungs, 2004
2. 22, Brett Backlind, 1993
3. 20, Michael Laplante, 1994

**MOST BASE ON BALLS...**

1. 85, Jeffrey Kelly, 1997  
85, Shawn Chacon, 2000
2. 76, Michael Goodnight, 2012  
76, Cory Vance, 2002  
76, Shawn Morimando, 2013  
76, Ryan Price, 2000

**MOST HIT BY PITCH...**

1. 20, Kodi Medeiros, 2017
2. 19, Michael Goodnight, 2012
3. 16, Mike Rayl, 2012

**MOST BALKS...**

1. 6, Chandler Martin, 1999
2. 5, Jimmy Anderson, 1996
3. 4, Mike Zimmerman, 1992  
4, Max Povse, 2016

**MOST WILD PITCHES...**

1. 25, Ryan Price, 2000
2. 20, Michael Goodnight, 2012  
20, Steve Buckholz, 1991  
20, Kyle Blair, 2012
3. 18, Luke Hudson, 2001  
18, Ryan Kibler, 2002

**MOST STRIKEOUTS...**

1. 172, Shawn Chacon, 2000
2. 150, Paul Mildren, 2006
3. 145, Luke Hudson, 2001

**SINGLE SEASON TEAM BATTING RECORDS (1991-2018)****HIGHEST AVERAGE...**

1. .271, 1998
2. .270, 1995
3. .267, 1994, 2003

**MOST TRIPLES...**

1. 44, 1997
2. 41, 2012
3. 40, 1996

**MOST TOTAL BASES...**

1. 1,983, 1997
2. 1,935, 1995
3. 1,908, 2002

**HIGHEST ON-BASE...**

1. .355, 1998
2. .348, 2014, 2008
3. .345, 2013

**MOST HOME RUNS...**

1. 131, 2004
2. 129, 1997, 2007
3. 115, 2011

**MOST HIT BY PITCH...**

1. 73, 2010, 2013
2. 72, 2000
3. 70, 2001

**HIGHEST SLUGGING...**

1. .418, 1997
2. .413, 2004
3. .407, 1998, 2002

**MOST RBI...**

1. 631, 1997
2. 629, 1995
3. 626, 1998

**MOST SACRIFICE HITS...**

1. 89, 2006
2. 79, 2001
3. 67, 1993

**HIGHEST OPS...**

1. .761, 1998
2. .754, 2004
3. .752, 1997

**MOST STOLEN BASES...**

1. 208, 2000
2. 175, 1996, 2008, 2017
3. 151, 1992

**MOST SACRIFICE FLIES...**

1. 59, 1998
2. 56, 2003
3. 55, 2013

**MOST RUNS...**

1. 706, 1998
2. 689, 1994
3. 688, 1997

**MOST CAUGHT STEALING...**

1. 116, 1992
2. 86, 1996
3. 85, 2000

**MOST INTENTIONAL WALKS...**

1. 42, 1995
2. 41, 1994
3. 39, 1996

**MOST HITS...**

1. 1,358, 1995
2. 1,263, 1994
3. 1,255, 1998

**MOST BASE ON BALLS...**

1. 573, 2008
2. 571, 1998
3. 552, 2014

**MOST DOUBLES...**

1. 278, 2013
2. 274, 2009
3. 270, 2008

**MOST STRIKEOUTS...**

1. 1,311, 2018
2. 1,245, 2017
3. 1,219, 2007

**SINGLE SEASON TEAM PITCHING RECORDS (1991-2018)****LOWEST ERA...**

1. 3.31, 1991
2. 3.38, 2015
3. 3.45, 2003

**MOST RUNS...**

1. 786, 1997
2. 780, 1998
3. 762, 2011

**MOST HIT BY PITCH...**

1. 102, 2012
2. 83, 2010
3. 80, 2016

**MOST COMPLETE GAMES...**

1. 19, 1994
2. 18, 1991
3. 12, 2000

**MOST EARNED RUNS...**

1. 688, 1998
2. 685, 2011
3. 639, 1997

**MOST WILD PITCHES...**

1. 118, 2012
2. 110, 2013
3. 107, 2015

**MOST SHUTOUTS...**

1. 14, 1991, 1995, 2006
2. 12, 2003, 2015
3. 11, 2001, 2009

**MOST HOME RUNS...**

1. 136, 1998
2. 129, 2004
3. 125, 2011

**LOWEST WHIP...**

1. 1.26, 1991
2. 1.27, 1995, 2014
3. 1.30, 2015

**MOST SAVES...**

1. 48, 1993
2. 47, 2005
3. 44, 1995, 2015, 2017

**MOST BASE ON BALLS...**

1. 599, 2009
2. 569, 1997
3. 545, 1998

**LOWEST BB/9 IP RATIO...**

1. 2.80, 1994, 1995
2. 3.00, 2014
3. 3.10, 2015

**MOST HITS...**

1. 1,304, 2011
2. 1,290, 1998
3. 1,281, 1997

**MOST STRIKEOUTS...**

1. 1,134, 2017
2. 1,036, 2006
3. 1,020, 1999

**HIGHEST SO/9 IP RATIO...**

1. 8.50, 2017
2. 7.70, 1999, 2006, 2016
3. 7.40, 2000, 2004, 2014

**MATT HOLLIDAY**

### INDIVIDUAL GAME BATTING RECORDS\*

#### MOST AT-BATS...

1. 9, George Canale, 8/12/95 vs. PC
2. 8, Garrett Atkins, 7/2/02 vs. TEN
- 8, J.D. Closser, 7/2/02 vs. TEN
- 8, Choo Freeman, 7/2/02 vs. TEN
- 8, Rene Reyes, 7/2/02 vs. TEN
3. 7, Several players tied...

#### MOST RUNS...

1. 5, Matt Holliday, 7/21/02 at TEN
- 5, Billy Hall, 5/12/04 at CNG
- 5, Cameron Maybin, 8/31/08 vs. TEN
- 5, Jeremy Lucas, 7/19/14 at MB
2. 4, Several players tied...
3. 3, Several players tied...

#### MOST HITS...

1. 6, George Canale, 8/12/95 vs. PC
2. 5, 19 players tied...
3. 4, Several players tied...

#### MOST DOUBLES...

1. 3, 16 players tied...
2. 2, Several players tied...
3. 1, Several players tied...

#### MOST TRIPLES...

1. 2, John Raburn, 6/16/07 vs. CHA
- 2, Carlos Moncrief, 5/6/12 vs. FRE
- 2, Connor Oliver, 5/17/15 vs. MB
- 2, Travis Demeritte, 8/9/16 at WS
- 2, Trent Grisham, 7/20/17 vs. BC
2. 1, Several players tied...

#### MOST HOME RUNS...

1. 3, George Canale, 5/1/95 vs. JAX
- 3, Jai Miller, 7/24/07 at TEN
2. 2, Several players tied...
3. 1, Several players tied...

#### MOST RBI...

1. 7, Jai Miller, 7/24/07 at TEN
- 7, Jose Reyes, 5/26/98 vs. BIR
2. 6, 11 players tied...
3. 5, 25 players tied...

#### MOST BASE ON BALLS...

1. 4, 17 players tied...
2. 3, Several players tied...
3. 2, Several players tied...

#### MOST INTENTIONAL BASE ON BALLS...

1. 2, Manuel Mayerson, 4/28/08 at CHA
2. 1, Several players tied...
3. -

*\*Verified for 1999-2018 seasons. Some data missing from 1991-1998, unless otherwise noted*

QUINTIN BERRY



INDIVIDUAL GAME BATTING RECORDS\*

**MOST STRIKEOUTS...**

1. 5, Tai Light, 6/15/99 vs. ORL  
5, Brandon Yarbrough, 8/2/10 at HVL  
5, Todd Hankins, 8/29/13 at LYN  
5, Denis Phipps, 5/30/11 at JAX
2. 4, Several players tied...
3. 3, Several players tied...

**MOST STOLEN BASES...**

1. 4, Jeremy Hermida, 6/19/05 at TEN  
4, Quintin Berry, 8/7/11 at MIS  
4, Quintin Berry, 8/21/11 vs. JAX
2. 3, 12 players tied...
3. 2, Several players tied...

**MOST CAUGHT STEALING...**

1. 2, 11 players tied...
2. 1, Several players tied...
3. -

**MOST HIT BY PITCH...**

1. 2, Several players tied...
2. 1, Several players tied...
3. -

**MOST GIDP...**

1. 3, Luis Aviles, 5/16/17 vs. DE
2. 2, Several players tied...
3. -

**MOST ERRORS (FIELDING)...**

1. 3, Robert Andino, 5/10/05 vs. CHA  
3, Smelin Perez, 7/20/08 at MIS  
3, Cody Puckett, 5/4/11 vs. MTG  
3, Ronny Rodriguez, 4/20/12 vs. MB  
3, Sal Giardina, 7/9/16 at POT  
3, Luis Aviles, 4/11/17 at WIL
2. 2, Several players tied...
3. -

*\*Verified for 1999-2018 seasons. Some data missing from 1991-1998, unless otherwise noted*

**MATT WITHROW****INDIVIDUAL GAME PITCHING RECORDS (1999 - 2018)\*****MOST INNINGS...**

1. 9.0, 24 players tied...
2. 8.0, 40 players tied...
3. 7.2, Seven players tied...

**MOST HITS ALLOWED...**

1. 14, Mike Porzio, 6/27/00 vs. HVL
2. 13, Manuel Olivera, 7/31/06 at MIS  
13, Brett Sinkbell, 5/8/08 at JAX
3. 12, 13 players tied...

**MOST RUNS ALLOWED...**

1. 11, Dallas Buck, 5/18/11 at MOB  
11, Matt Withrow, 7/23/16 at LYN
2. 10, 11 players tied...
3. 9, 15 players tied...

**MOST EARNED RUNS ALLOWED...**

1. 11, Matt Withrow, 7/23/16 at LYN
2. 10, Six players tied...
3. 9, 11 players tied...

**MOST HOME RUNS ALLOWED...**

1. 5, Matt Fairel, 6/4/10 at JAX
2. 4, Justin Lehr, 8/18/11 at CHA
3. 3, 23 players tied...

**MOST HIT BY PITCH...**

1. 4, Dallas Buck, 5/18/11 at MOB
2. 3, Eight players tied...
3. 2, Several players tied...

**MOST BASE ON BALLS...**

1. 9, Shawn Chacon, 6/2/00 vs. TEN
2. 8, Ryan Price, 7/13/00 at ORL  
8, Bill Murphy, 5/22/04 vs. TEN
3. 7, Seven players tied...

**MOST INTENTIONAL BASE ON BALLS...**

1. 2, Several players tied...
2. 1, Several players tied...
3. -

**MOST STRIKEOUTS...**

1. 13, Stan Fansler, 8/31/92 vs. BIR  
13, Brett Backlund, 8/1/93 vs. KNX  
13, Brett Backlund, 7/12/95 vs. HUN  
13, Scott Randall, 7/20/99 vs. CNG
2. 12, Jason Johnson, 7/27/97 at MEM  
12, Mike Porzio, 4/21/00 vs. WTE
3. 11, Several players tied...

**MOST BALKS...**

1. 2, Aaron Thompson, 4/11/08 vs. MON  
2, Carlos Salazar, 4/14/16 vs. MB  
2, Max Povse, 6/2/16 at WS
2. 1, Several players tied...
3. -

**MOST WILD PITCHES...**

1. 4, Ryan Price, 5/10/00  
4, Luke Hudson, 6/24/01  
4, Jerry Gil, 8/29/09 at MTG
2. 3, Several players tied...
3. 2, Several players tied...

**MOST GIDP...**

1. 3, 12 players tied...
2. 2, Several players tied...
3. -

**MOST TOTAL BATTERS FACED...**

1. 38, Mark Difelice, 5/28/01 at ORL
2. 37, Mark Difelice, 7/17/00 vs. JAX  
37, David Moraga, 7/19/00 vs. JAX
3. 36, Four players tied...

**ALL-TIME TEAM SINGLE GAME RECORDS: HITTING/PITCHING (2005 - 2018)\*****TEAM BATTING RECORDS****MOST RUNS IN A GAME...**

1. 21, 8/31/08, Tennessee (9 inn.)
2. 20, 4/23/03, at Greenville
3. 19, 8/10/07, Jacksonville (9 inn.)

**MOST HITS IN A GAME...**

1. 24, 7/6/97, vs. Huntsville (10 inn.)
2. 22, 5/10/93, at Nashville
3. 20, 6/17/12, Salem (9 inn.)  
20, 5/10/07, Chattanooga (9 inn.)  
20, 4/19/05, Chattanooga (9 inn.)

**MOST DOUBLES IN A GAME...**

1. 9, 5/28/93, vs. Knoxville
2. 8, 6/17/12, Salem (9 inn.)  
8, 5/11/12, Potomac (9 inn.)
3. 7, Nine teams tied...

**MOST TRIPLES IN A GAME...**

1. 4, 6/7/12, Wilmington (9 inn.)
2. 3, Multiple teams tied...

**MOST HOME RUNS IN A GAME...**

1. 6, 4/26/07, Tennessee (9 inn.)
2. 5, 5/31/18, Lynchburg (9 inn.)  
5, 4/9/04, at Mobile  
5, 5/24/04, vs. Tennessee  
5, 7/21/02, at Tennessee
3. 4, Multiple teams tied...

**MOST WALKS IN A GAME...**

1. 15, 7/10/13, Lynchburg (9 inn.)
2. 13, 5/29/11, Birmingham (9 inn.)
3. 12, 3 teams tied...

**MOST STRIKEOUTS IN A GAME...**

1. 19, 8/5/13, Potomac (9 inn.)
2. 18, 8/14/17, Down East (12 inn.)
3. 17, Multiple teams tied...

**MOST STOLEN BASES IN A GAME...**

1. 8, 6/19/05, Tennessee (9 inn.)
2. 6, 4 teams tied...
3. 5, 15 teams tied...

**TEAM PITCHING RECORDS****MOST RUNS ALLOWED IN A GAME...**

1. 20, 8/7/09, West Tenn (9 inn.)
2. 18, 7/4/97, Huntsville  
18, 8/23/98, Jacksonville  
18, 2014
3. 17, 7/20/18, vs. Winston-Salem (9 inn.)  
17, 6/7/10 vs. Mississippi

**MOST EARNED RUNS ALLOWED IN A GAME...**

1. 20, 2009
2. 18, 1997

**MOST HITS ALLOWED IN A GAME...**

1. 22, 7/20/18, vs. Winston-Salem (9 inn.)  
22, 1998  
22, 1997
2. 21, 2005

**MOST HOME RUNS ALLOWED IN A GAME...**

1. 7, 8/6/03, at Orlando  
5, Multiple Teams

**MOST WALKS ALLOWED IN A GAME...**

1. 16, 1998

**MOST STRIKEOUTS IN A GAME...**

1. 23, 6/27/17 at Buies Creek (15 inn.)
2. 19, 5/31/18, at Lynchburg (9 inn.)
3. 18, 2001


JERRUD SABOURIN



HIT FOR CYCLE

PLAYER	DATE	H/AB, OPPONENT
Chad Hermansen .....	July 19, 1997 .....	4-for-6, Birmingham
Ben Petrick .....	May 9, 1999 .....	4-for-4, Huntsville
Rene Reyes .....	June 10, 2002 .....	4-for-4, Greenville
Jerrud Sabourin .....	July 19, 2014 .....	5-for-6, Myrtle Beach

GEORGE CANALE



5(+) HIT GAMES FOR BATTERS

PLAYER	DATE	H/AB, OPPONENT
Tony Womack . . . . .	July 16, 1993. . . . .	.5-for-6, Huntsville
Trey Beamon . . . . .	April 10, 1994 . . . . .	5-for-5, Greenville
Mike Brown. . . . .	April 16, 1994 . . . . .	5-for-5, Nashville
Jason Kendall . . . . .	July 6, 1995 . . . . .	5-for-7, Jacksonville
<b>George Canale*</b> . . . . .	<b>August 12, 1995. . . . .</b>	<b>.6-for-9, Port City</b>
Adrian Brown. . . . .	August 16, 1996 . . . . .	5-for-5, Chattanooga
Juan Pierre . . . . .	May 29, 2000. . . . .	5-for-6, Jacksonville
Ryan Owens . . . . .	August 30, 2001 . . . . .	.5-for-5, Orlando
Tino Sanchez. . . . .	July 29, 2002. . . . .	5-for-7, Greenville
Billy Hall . . . . .	May 12, 2004. . . . .	5-for-6, Chattanooga
Chase Lambin . . . . .	May 10, 2007. . . . .	5-for-5, Chattanooga
Grant Psomas . . . . .	July 2, 2007 . . . . .	5-for-5, Chattanooga
Ryan Bear . . . . .	July 13, 2007. . . . .	5-for-5, West Tenn
Luis Terrero. . . . .	July 23, 2010. . . . .	5-for-5, Montgomery
Ronny Rodriguez. . . . .	June 17, 2012 . . . . .	5-for-5, Salem
Yandy Diaz . . . . .	June 8, 2014. . . . .	5-for-5, Winston-Salem
Jerrud Sabourin . . . . .	July 19, 2014. . . . .	5-for-6, Myrtle Beach
Trent Grisham . . . . .	April 30, 2017 . . . . .	5-for-6, Frederick
Keston Hiura . . . . .	May 31, 2018. . . . .	5-for-5, at Lynchburg

*\*6-Hit Game*

JAI MILLER



3-HOME RUN GAMES FOR BATTERS

PLAYER	DATE	HR, AB, H/AB	OPPONENT
George Canale	May 1, 1995	3 HR, 5 AB, 3-for-5	Jacksonville
Jai Miller	July 24, 2007	3 HR, 4 AB, 3-for-4	Tennessee

JAKE GATEWOOD



ALL-TIME MUDCATS BATTING STREAKS

PLAYERS	GAMES	SEASON	BEGIN	END
Jake Gatewood . . . . .	23	2017 . . . . .	4/21/17 . . . . .	5/15/17
Bryson Myles . . . . .	23	2013 . . . . .	4/21/13 . . . . .	8/11/13
Eric Reed . . . . .	20	2004/05 . . . . .	5/29/04 . . . . .	4/24/05
Elvis Pena . . . . .	19	2000 . . . . .	5/30/00 . . . . .	6/17/00
Kevin Burford . . . . .	19	2001 . . . . .	4/14/01 . . . . .	5/6/01
Kris Negron . . . . .	19	2010 . . . . .	7/31/01 . . . . .	8/21/01
Mark Johnson . . . . .	17	1994 . . . . .	- . . . .	-
Emil Brown . . . . .	17	1998 . . . . .	- . . . .	-
Clint Barmes . . . . .	17	2002 . . . . .	5/31/02 . . . . .	6/21/02
Joey Meneses . . . . .	17	2016 . . . . .	4/24/16 . . . . .	5/14/16
Jason Kendall . . . . .	16	1995 . . . . .	6/29/95 . . . . .	7/17/95
Lou Collier . . . . .	16	1996 . . . . .	5/18/96 . . . . .	6/4/96
Abraham Nunez . . . . .	16	1997 . . . . .	7/2/97 . . . . .	7/22/97
Belvani Martinez . . . . .	16	2001 . . . . .	7/25/01 . . . . .	8/10/01
Denis Phipps . . . . .	16	2011 . . . . .	6/18/11 . . . . .	7/7/11
Erik Gonzalez . . . . .	16	2014 . . . . .	4/8/14 . . . . .	4/24/14
Lou Collier . . . . .	15	1996 . . . . .	5/18/96 . . . . .	6/4/96
Miguel Cabrera . . . . .	15	2003 . . . . .	4/22/03 . . . . .	5/8/03
John Raynor . . . . .	15	2008 . . . . .	6/25/08 . . . . .	7/12/08
Kris Negron . . . . .	15	2010 . . . . .	7/4/10 . . . . .	7/22/10
Yhoxian Medina . . . . .	15	2014 . . . . .	6/28/14 . . . . .	7/16/14

NEFTALI SOTO



ALL-TIME MUDCATS MULTIPLE HOME RUN GAMES

PLAYER	DATE	OPPONENT	HOME/AWAY	HOME RUNS
Keith Thomas	8/24/92	Memphis	HOME	2
Mark Johnson	5/13/94	Huntsville	HOME	2
George Canale	5/1/95	Jacksonville	HOME	3*
Jon Farrell	5/28/95	Greenville	AWAY	2
Chad Hermansen	4/4/97	Mobile	HOME	2
Chance Sanford	5/10/97	Jacksonville	HOME	2
Tracy Sanders	4/3/98	Orlando	HOME	2
Kevin Grijak	4/4/98	Orlando	AWAY	2
Jose Reyes	5/26/98	Birmingham	HOME	2
Randy Brown	6/24/98	Greenville	AWAY	2
John Cotton	4/10/99	West Tenn	AWAY	2
John Cotton	5/31/99	Mobile	HOME	2
Tai Light	6/1/99	Knoxville	HOME	2
Rod Bair	6/24/99	Mobile	AWAY	2
Jose Malave	7/31/99	West Tenn	AWAY	2
Jose Malave	8/17/99	Huntsville	AWAY	2
Mike Meggers	8/9/00	Jacksonville	AWAY	2
Ryan Owens	6/26/01	Orlando	AWAY	2
Rod Bair	8/9/01	Huntsville	HOME	2
JR Phillips	8/24/01	Tennessee	HOME	2
JR Phillips	8/25/01	Tennessee	HOME	2
Garrett Atkins	8/8/02	Tennessee	AWAY	2
Chris Aguila	4/4/03	Chattanooga	HOME	2
Chris Aguila	4/23/03	Greenville	AWAY	2
Josh Willingham	6/6/03	Tennessee	AWAY	2
Matt Padgett	7/31/03	Jacksonville	HOME	2
Josh Willingham	4/9/04	Mobile	AWAY	2
Jason Stokes	4/19/04	Chattanooga	HOME	2
Pat Magness	5/24/04	Tennessee	HOME	2
Josh Willingham	6/20/04	West Tenn	HOME	2
Chip Ambres	7/31/04	Montgomery	HOME	2
Jeremy Hermida	4/26/05	Jacksonville	AWAY	2
Chris Bass	7/24/05	Jacksonville	HOME	2
Lee Mitchell	4/16/06	Jacksonville	HOME	2
Lee Mitchell	6/10/06	Montgomery	HOME	2
JC Muniz	8/16/06	Huntsville	AWAY	2
Lee Mitchell	4/16/07	Mobile	HOME	2
Jai Miller	4/26/07	Tennessee	AWAY	2

<b>PLAYER</b>	<b>DATE</b>	<b>OPP</b>	<b>H/A</b>	<b>HOME RUNS</b>
Lee Mitchell	5/10/07	Chattanooga	AWAY	2
Dante Brinkley	5/15/07	Huntsville	HOME	2
Grant Psomas	6/4/07	Montgomery	AWAY	2
Chase Lambin	6/11/07	Tennessee	HOME	2
Eric Riggs	6/13/07	Chattanooga	HOME	2
Lee Mitchell	6/23/07	Jacksonville	AWAY	2
Grant Psomas	7/2/07	Chattanooga	AWAY	2
Eric Riggs	7/14/07	West Tenn	AWAY	2
Jai Miller	7/24/07	Tennessee	AWAY	3*
Dante Brinkley	8/14/07	Mississippi	HOME	2
Cameron Maybin	6/1/08	Montgomery	AWAY	2
Chris Coghlan	6/9/08	Jacksonville	HOME	2
Gaby Sanchez	7/16/08	Mississippi	AWAY	2
Dante Brinkley	8/2/08	Tennessee	AWAY	2
Gaby Sanchez	8/3/08	Tennessee	AWAY	2
Gaby Sanchez	8/4/08	Tennessee	AWAY	2
Juan Francisco	5/25/09	Chattanooga	AWAY	2
Zack Cozart	6/18/09	Tennessee	AWAY	2
Juan Francisco	7/24/09	Huntsville	AWAY	2
Juan Francisco	8/5/09	Tennessee	AWAY	2
Kris Negron	8/25/09	Tennessee	HOME	2
Eric Eymann	5/7/10	Chattanooga	HOME	2
Mike Costanzo	4/11/11	Mobile	HOME	2
Cody Puckett	4/16/11	Huntsville	AWAY	2
Cody Puckett	4/25/11	Chattanooga	HOME	2
Eric Campbell	7/18/11	Jackson	HOME	2
Neftali Soto	7/20/11	Tennessee	AWAY	2
Neftali Soto	8/1/11	Huntsville	AWAY	2
Neftali Soto	8/3/11	Huntsville	AWAY	2
Bill Rhinehart	8/18/11	Chattanooga	AWAY	2
Henry Alejandro Rodriguez	8/26/11	Montgomery	AWAY	2

**CAROLINA LEAGUE ERA BEGINS**

<b>PLAYER</b>	<b>DATE</b>	<b>OPP</b>	<b>H/A</b>	<b>HOME RUNS</b>
Jeremie Tice	4/25/12	Lynchburg	HOME	2
Jesus Aguilar	5/3/12	Lynchburg	AWAY	2
Jesus Aguilar	6/26/12	Frederick	HOME	2
Ronny Rodriguez	6/29/12	Myrtle Beach	AWAY	2
Jesus Aguilar	7/2/12	Potomac	HOME	2
Giovanny Urshela	8/25/12	Salem	HOME	2
Joey Wendle	7/8/13	Lynchburg	AWAY	2
Jeremy Lucas	5/5/14	Lynchburg	AWAY	2
Joseph Odom	7/21/15	Wilmington	HOME	2
Joseph Odom	6/6/16	Frederick	AWAY	2
Travis Demeritte	8/12/16	Myrtle Beach	HOME	2
Jake Gatewood	6/10/17	Myrtle Beach	AWAY	2
Monte Harrison	8/1/17	Down East	HOME	2
Carlos Belonis	4/14/18	Winston-Salem	AWAY	2
Weston Wilson	4/28/18	Down East	AWAY	2
Keston Hiura	5/31/18	Lynchburg	AWAY	2
Dallas Carroll	9/1/18	Buies Creek	AWAY	2

## MIGUEL CABRERA



## ALL-TIME MUDCATS GRAND SLAMS

PLAYER	DATE	OPP	PITCHER
1. Chris Estep .....	5/13/91	BIR	John Hudek
2. Pete Beeler .....	6/29/92	GRN	Brad Woodall
3. Mark Johnson .....	5/4/92	JAX	Kerry Woodson
4. Mark Johnson .....	5/16/93	GRN	Darren Ritter
5. Keith Thomas .....	6/19/93	NSH	Lee Upshaw
6. Keith Thomas .....	7/5/93	NSH	Jeff Mansur
7. Keith Thomas .....	7/31/93	GRN	Daren Kizziah
8. Omer Munoz .....	5/27/94	JAX	Jim Gutierrez
9. Angelo Encarnacion .....	5/14/94	HUN	Jim Waggoner
10. James Krevokuch .....	8/24/94	KNX	Jeff Ware
11. George Canale .....	5/1/95	JAX	John Grimm
12. Jake Austin .....	5/29/95	GRN	Mike Hostetler
13. Jason Kendall .....	7/12/95	HUN	Stacy Hollins
14. Tony Beasley .....	5/20/96	PRT	Bob Worley
15. Charles Peterson .....	5/31/96	MEM	Rob Mattson
16. Chance Sanford .....	5/9/97	JAX	Scott Gentile
17. Blake Barthol .....	7/24/99	GRN	-
18. Mike Berry .....	8/27/99	MOB	-
19. Belvani Martinez .....	5/23/00	ORL	Troy Carrasco
20. Brian Keck (PH) .....	6/8/00	HUN	Scott Huntsman
21. Jason Dewey .....	6/26/00	HUN	Scott Huntsman
22. Steve Goodell .....	8/12/00	CHA	Jim Manias
23. Justin Mashore .....	6/24/01	BIR	Josh Stewart
24. Jason Dewey .....	7/13/01	ORL	Ed Kofler
25. Clint Barmes .....	5/31/02	CHA	Casey DeHart
26. Rene Reyes .....	7/14/02	BIR	Josh Stewart
27. Clint Barmes .....	8/1/02	WTN	David Noyce
28. Garrett Atkins .....	8/26/02	JAX	Scott Proctor
29. Miguel Cabrera .....	4/3/03	CHA	Brian Shackelford
30. Josh Wilson .....	4/8/04	MOB	Jack Cassel
31. Joe Dillon .....	4/20/04	CHA	Dustin Moseley
32. Billy Hall .....	5/12/04	CHA	Paxton Crawford
33. Chris Ashby .....	5/2/05	MOB	Jose Oyervidez
34. Robert Andino .....	5/13/05	TEN	Justin Wechsler
35. Jeremy Hermida .....	7/24/05	JAX	William Juarez
36. JC Muniz .....	8/27/05	MOB	Chris Steinborn
37. Eric Riggs .....	7/14/07	WTN	Aaron Trolia
38. Jai Miller .....	7/24/07	TEN	Paul Schappert
39. Eric Riggs .....	8/1/07	JAX	Ramon Troncoso
40. Lee Mitchell .....	4/12/08	MON	Roger Deago
41. Andrew Jenkins .....	4/13/08	MON	Jeffrey Kamrath
42. John Raynor .....	4/18/08	JAX	Zach Hammes
43. Brian Peterson .....	7/6/09	TEN	Jake Muyco
44. Mike Costanzo .....	4/11/11	MOB	Jarrod Parker
45. Cody Puckett .....	8/16/11	CHA	Stephen Fife
46. Henry Rodriguez .....	8/26/11	MON	Neil Schenk

## CAROLINA LEAGUE ERA BEGINS

PLAYER	DATE	OPP	PITCHER
47. Carlos Moncrief .....	7/15/12	FRE	Devin Jones
48. Anthony Gallas .....	7/28/12	WIL	Chase Boruff
49. Tyler Naquin .....	6/11/13	POT	Brian Dupra
50. Jeremy Lucas .....	4/13/14	POT	Ian Dickson
51. Alex Monsalve .....	7/10/14	LYN	Nate Hyatt
52. Erik Gonzalez .....	7/11/14	WS	Angel Sanchez
53. Jeremy Lucas .....	7/25/14	POT	Brian Rauh
54. Joseph Odom .....	6/9/15	POT	Nick Lee
55. Dustin Peterson .....	8/19/15	SAL	Ty Buttrey
56. Braxton Davidson .....	7/17/16	FRE	Tanner Scott
57. Isan Diaz .....	5/24/17	DE	Emerson Martinez
58. Troy Stokes Jr. ....	6/12/17	SAL	Daniel McGrath
59. Monte Harrison .....	7/17/17	SAL	Shaun Anderson
60. Ryan Aguilar .....	4/27/18	DE	Michael Matuella
61. Weston Wilson .....	5/24/18	DE	Michael Matuella
62. Demi Orimoloye .....	8/5/18	SAL	Joan Martinez

**COREY RAY**



**ALL-TIME 1ST INNING LEADOFF HOME RUNS**

<b>PLAYER</b>	<b>DATE</b>	<b>OPP</b>	<b>PITCHER</b>
Clint Barmes	7/22/02	@ TEN	Ryan Spille
Chris Aguila	4/4/03	v. CHA	David Gil
Chris Aguila	4/18/03	v. JAX	Eric Stults
Chip Ambres	7/6/03	v. ORL	John Benedetti
Jose Campusano	4/27/06	v. CHA	Eddy Valdez
Dante Brinkley	4/28/07	@ TEN	Paul Schappert
Dante Brinkley	5/15/07	v. HVL	Steve Hammond
Dante Brinkley	6/9/07	v. TEN	Mark Holliman
Lorenzo Scott	5/11/08	v. CHA	Ramon Ramirez
John Raynor	6/6/08	v. JAX	BJ LaMura
John Raynor	7/7/08	v. TEN	Donnie Veal
John Raynor	7/9/08	@ BIR	Justin Cassel
Chris Heisey	4/12/09	@ MIS	Tom Glavine
Chris Heisey	4/24/09	v. HVL	Mark Holliman
Sean Henry	6/4/09	v. TEN	Casey Lambert
Sean Henry	6/11/09	v. WTN	Steve Bray
Sean Henry	6/23/09	v. JAX	Willie Glen
Sean Henry	6/24/09	v. JAX	Graham Taylor
Denis Phipps	7/1/10	v. JAX	Wade Korpi
Quintin Berry	7/9/11	@ HVL	Kyle Heckathorn
Denis Phipps	7/11/11	@ HVL	RJ Seidel
Denis Phipps	7/20/11	@ TEN	Brooks Raley
Tyler Naquin	4/25/13	v. POT	Taylor Hill
Todd Hankins	4/17/14	@ SAL	Corey Littrell
LeVon Washington	7/2/14	v. LYN	Cody Scarpetta
Sean Godfrey	6/16/15	@ FRE	Kevin Gausman
Connor Lien	7/8/15	@ SAL	Trey Ball
Corey Ray	5/26/17	v. MB	Ryan Kellogg

**NO-HITTERS****INDIVIDUAL NO-HITTERS (1)**

Nic Ungs (9.0 IP, 0 H, 0 R, 5 BB, 7 SO) ..... July 29, 2005 at West Tenn (W, 1-0)

**COMBINED NO-HITTERS (3)**

Mike Zimmerman (7.0 IP), Dennis Tafoya (1.0 IP) ..... May 8, 1992 vs. Chattanooga (W, 1-0)

Ryan Snare (5.0 IP), Steve Kent (1.0 IP), Ryan Baker (1.0 IP) ..... April 9, 2003 vs. Mobile (W, 1-0)

Trevor Hutchinson (8.0 IP), Kevin Cave (1.0 IP) ..... April 14, 2004 vs. Huntsville (W, 5-0)

**LOW HIT GAMES****ONE-HITTERS**

Stephen Cooke ..... September 2, 1991 vs. Chattanooga (W, 1-0)

Gary Wilson ..... June 27, 1994 vs. Orlando (W, 4-0)

Steve Janas (7.0 IP, 1 H, 0 R, 0 BB, 4 SO) ..... May 6, 2015 vs. Lynchburg, GM:1 (W, 6-0)

**TWO-HITTERS**

Michael LaPlante ..... May 24, 1994 vs. Huntsville, GM:1 (W, 4-3)

Matt Ruebel ..... April 28, 1995 vs. Orlando, GM:2 (W, 5-0)

Steve Parris ..... June 4, 1995 vs. Knoxville (W, 7-0)

Matt Ruebel ..... July 1, 1995 vs. Port City (W, 3-0)

Jason Johnson ..... July 27, 1997 vs. Memphis (W, 6-1)

Jason Young (9.0 IP, 2 H, 0 R, 1 BB, 10 SO) ..... May 10, 2002 vs. Jacksonville (W, 3-0)

Donnie Bridges ..... June 15, 2003 vs. Tennessee, 7 innings (W, 7-0)

Peter Bauer ..... April 12, 2004 vs. Huntsville (W, 5-0)

Mike McNutt ..... August 31, 2004 vs. Tennessee, GM:2 (W, 5-0)

Scott Olsen (5.0 IP, 2 H, 0 R, 0 BB, 8 SO) ..... April 8, 2005 vs. Huntsville (W, 5-0)

Tom Cochran (5.0 IP, 2 H, 0 R, 1 BB, 5 SO) ..... June 15, 2009 vs. West Tenn, 5 inn. (W, 2-0)

Conor Harber (7.0 IP, 2 H, 0 R, 2 BB, 3 SO) ..... September 2, 2017 vs. Myrtle Beach, 7 inn. (W, 4-0)

**STRIKEOUTS - 10 OR MORE STRIKEOUTS IN A START**


SO	PITCHER	IP	DATE	OPP	SO	PITCHER	IP	DATE	OPP	SO	PITCHER	IP	DATE	OPP
13	Stan Fansler	x.x	8/31/92	vs. BIR	10	Sean Lawrence	6.0	8/2/96	at BIR	10	Anibal Sanchez	6.0	6/14/06	at BIR
13	Brett Backlund	8.0	8/1/93	vs. KNX	10	Del Matthews	5.1	7/6/97	vs. HUN	10	Jose Garcia	7.0	7/21/06	vs. HUN
13	Brett Backlund	8.0	7/12/95	vs. HUN	10	Kris Benson	7.0	7/26/97	at MEM	10	Adam Bostick	6.1	8/2/06	at MIS
13	Scott Randall	8.0	7/20/99	vs. CHA	10	Jason Johnson	6.0	8/17/97	vs. BIR	10	Rick Vanden Hurk	6.0	5/4/07	vs. JAX
12	Jason Johnson	9.0	7/27/97	at MEM	10	Jason Johnson	8.0	8/23/97	vs. MEM	10	Rick Vanden Hurk	6.0	5/9/07	at CHA
12	Mike Porzio	7.2	4/21/00	vs. WTN	10	Bronson Arroyo	7.0	4/16/98	vs. KNX	10	Brandon Hynick	6.0	7/5/11	vs. JAX
11	Matt Withrow	6.0	8/31/16	vs. WIL	10	Luther Hackman	7.0	4/17/99	vs. WTN	10	Max Povse	5.0	5/27/16	vs. FRE
11	Steve Parris	6.0	4/12/95	vs. PC	10	Chandler Martin	7.1	5/25/99	at GRN	10	Corbin Burnes	7.0	5/21/17	at WS
11	Scott Randall	7.0	8/11/99	vs. GRN	10	Doug Walls	6.2	8/4/99	vs. HUN	10	Marcos Diplan	5.2	5/31/18	at LYN
11	Scott Randall	7.0	8/27/99	vs. MOB	10	Scott Randall	9.0	8/16/99	at BIR	10	Alec Bettinger	6.0	6/16/18	at MB
11	Shawn Chacon	9.0	9/3/00	vs. TEN	10	Rich Robertson	6.0	8/22/99	at WTN	10	Braden Webb	5.2	6/14/18	at MB
11	Jason Young	8.0	4/13/02	vs. HUN	10	Chandler Martin	9.0	8/23/99	at WTN					
11	Denny Bautista	7.0	7/18/03	at JAX	10	Shawn Chacon	6.0	4/30/00	vs. ORL					
11	Trevor Hutchinson	7.0	4/19/04	vs. CHA	10	Ryan Seifert	5.2	5/30/00	vs. GRN					
11	Bill Murphy	7.0	6/12/04	at JAX	10	Jeff Sexton	8.0	5/31/00	vs. GRN					
11	Nic Ungs	6.2	8/14/04	at WTN	10	Chuck Crowder	5.0	4/10/01	at CHA					
11	Jason Vargas	5.0	7/3/05	at JAX	10	Mark DiFelice	8.0	5/17/01	vs. MOB					
11	Jason Vargas	7.0	7/8/05	vs. WTN	10	Luke Hudson	7.0	8/4/01	vs. GRN					
11	Paul Mildren	7.0	5/14/06	vs. CHA	10	Jason Young	5.0	5/5/02	vs. WTN					
11	Jose Garcia	6.0	6/26/06	vs. JAX	10	Jason Young	9.0	5/10/02	vs. JAX					
11	Travis Wood	9.0	6/7/09	at JAX	10	Ryan Cameron	6.0	5/30/02	vs. CHA					
11	Joseph Colon	5.0	7/9/13	at LYN	10	Ryan Cameron	7.0	6/10/02	at GRN					
10	Matt Reubel	5.2	8/30/95	vs. GRN	10	Cory Vance	6.0	7/26/02	vs. CHA					
10	Brett Backlund	7.0	7/16/96	vs. JAX	10	Jeff Fulchino	6.2	6/5/04	vs. JAX					
10	Blaine Beatty	6.0	7/22/96	at JAX	10	James Russ	7.0	4/18/06	vs. JAX					

**OPPONENTS NO-HITTERS VS. MUDCATS**

Ryan Franklin, Memphis ..... 4/21/97 at Carolina (6-0)

Eliih Villanueva, Jacksonville (5.0 IP, 0 H, 0 R, 2 BB, 3 SO) ..... 8/15/10 at Carolina (1-0)

Jake Dahlstrand (6.0 IP), Joe Gunkel (0.1 IP), Salem ..... 4/9/15 at Carolina (2-0)



### LAST TIME IT HAPPENED...

#### TEAM BATTING

	DATE	OPP	NOTES
Five Home Runs in a Game	5/31/18	at LYN	Dallas Carroll, Ryan Aguilar, Weston Wilson, Keston Hiura (2).
Six Home Runs in a Game	4/26/07	at TEN	Jai Miller (2), Chase Lambin, Brett Carroll, Scott Nestor, Lee Mitchell.
Three Consecutive HR in a game	8/1/08	at TEN	Grant Psomas, Brad Davis, Chris DeLaCruz
15 or More Runs in a Game	8/10/07	at JAX	19 Runs
20 or More Runs in a Game	8/31/18	vs. TEN	21 Runs
20 or More Hits in a Game	6/17/12	at SAL	20 Hits
No Hits in a Game	4/9/15	vs. SAL	0 Hits, 6.1 Innings/Rain-Shortened
One Hit in a Game	5/26/18	at MB	MB: K. Thompson (6.0 IP, 1 H, 8 SO, 19 BF), T. Peyton 3.0 IP, 0 H
15 or More Strikeouts in a Game	6/27/17	at BC	23 Strikeouts, W 6-5, 15 innings

#### INDIVIDUAL BATTING

	DATE	OPP	NOTES
Hit for the Cycle	7/19/14	at MB	Jerrud Sabourin (5-for-6)
Leadoff Home Run	5/26/17	vs. MB	Corey Ray
Walk-off Home Run	5/25/18	vs. MB	Keston Hiura (10th inning off Minch, 2 on, 2 out)
Inside-the-Park Home Run	4/21/16	at MB	Dansby Swanson (Only HR w/Mudcats)
Grand Slam	8/5/18	at SAL	Demi Orimoloye
Hit Three Home Runs in a Game	7/24/07	at JAX	Jai Miller
Hit Two Home Runs in an Inning	6/6/16	at FRE	Joseph Odum (4th inn. off Belicec, 0 on, 0 out; 4th inn. off Beliveau, 2 on, 2 out).
Six Hits in a Game	8/12/95	vs. PC	George Canale, 6-for-9 vs. Port City

#### TEAM PITCHING

	DATE	OPP	NOTES
Allowed No Hits in a Game	7/29/05	at WTN	Nic Ungs (9.0 IP, 0 H, 0 R, 5 BB, 7 SO)
Allowed One Hit in a Game	5/6/15	vs. LYN	Doubleheader, GM:1
Allowed 20 or More Hits in a Game	7/20/18	vs. WS	23 Hits. L, 17-0 vs. Winston-Salem
Allowed 15 or More Runs in a Game	7/20/18	vs. WS	17 Runs. L, 17-0 vs. Winston-Salem

#### INDIVIDUAL PITCHING

	DATE	OPP	NOTES
Throw a No-Hitter	7/29/05	at WTN	Nic Ungs (9.0 IP, 0 H, 0 R, 5 BB, 7 SO)
Throw a One-Hitter	5/6/15	vs. LYN	Steve Janas, GM:1 of DH
Throw a Two-Hitter	9/2/17	vs. LYN	Conor Harber (7.0 IP, 2 H, 2 BB, 3 SO)
Allowed 10 or More Runs in a Game	7/23/16	at LYN	11 Runs Allowed
Four Strikeouts in an Inning	8/27/97	vs. KNX	4 Strikeouts, Curtis Shaw
Position Player Used as a Pitcher	8/31/18	vs. BC	C Nathan Rodriguez

#### TEAM FIELDING

	DATE	OPP	NOTES
Committed Five Errors in a Game	4/20/18	vs. BC	5 Errors
Committed Six Errors in a Game	5/29/17	vs. MB	6 Errors
Turned a Triple Play	8/9/17	vs. LYN	9-2-6-2; Monte Harrison, Luis Aviles Jr., Cooper Hummel.

MAX McDOWELL



ALL-TIME TEAM FIELDING


	PCT	G	PO	A	E	TC	DP	PB
1991	.970	142	3634	1498	158	5290	125	22
1992	.967	145	3706	1502	175	5383	99	34
1993	.969	141	3748	1555	167	5470	140	19
1994	.968	140	3691	1514	173	5378	121	15
1995	.971	144	3967	1639	168	5774	139	19
1996	.970	139	3626	1499	156	5281	131	17
1997	.960	137	3615	1515	211	5341	125	11
1998	.967	139	3581	1506	171	5258	145	23
1999	.969	140	3591	1426	159	5176	102	17
2000	.968	139	3598	1308	161	5067	103	22
2001	.972	138	3630	1471	149	5250	115	19
2002	.962	136	3652	1683	209	5544	143	15
2003	.974	138	3595	1370	131	5096	117	9
2004*	.978	139	3626	1349	112	5087	117	16
2005*	.977	134	3526	1443	116	5085	117	11
2006	.975	140	3629	1390	131	5150	101	11
2007	.976	140	3667	1412	124	5203	112	13
2008	.975	140	3662	1475	134	5271	129	12
2009	.972	140	3670	1403	145	5218	152	21
2010	.975	137	3621	1501	134	5256	134	17
2011	.975	139	3579	1356	124	5059	108	11
CAROLINA LEAGUE ERA BEGINS								
2012	.971	140	3567	1450	151	5168	132	13
2013	.973	140	3648	1438	139	5225	129	14
2014	.927	136	3557	1323	139	5019	105	18
2015	.977	139	3557	1403	117	5077	124	13
2016	.970	139	3503	1271	146	4920	102	18
2017	.971	138	3601	1287	145	5033	137*	15
2018	.980	138	3555	1321	102	4978	101	7

\*LED LEAGUE

ALL-TIME CAUGHT STEALING

	CS	SB	ATT	PCT
1991	74	81	155	.477
1992	72	135	207	.348
1993	67	106	173	.387
1994	83	130	213	.390
1995	62	77	139	.446
1996	73	102	175	.417
1997*	64	86	150	.427
1998	53	128	181	.293
1999	58	144	202	.287
2000	63	116	179	.352
2001	61	109	170	.359
2002	73	175	248	.294
2003	56	129	185	.303
2004	51	110	161	.317
2005	37	159	196	.190
2006	48	78	126	.380
2007	43	136	179	.240
2008	42	107	149	.282
2009*	66	88	154	.429
2010	57	108	165	.345
2011	55	105	160	.344
CAROLINA LEAGUE ERA BEGINS				
2012	70	194	264	.265
2013	59	155	214	.276
2014	40	142	182	.220
2015	48	113	161	.298
2016	58	155	213	.272
2017	49	107	156	.314
2018	62	108	170	.365

\*LED LEAGUE



All-Star catcher Max McDowell began the 2018 season with the Mudcats before later receiving a mid-season promotion to Double-A Biloxi. Before his promotion, and through the end of the first half, McDowell led Minor League Baseball catchers in most caught steals (34) and was 2nd in caught stealing/stolen base efficiency (.557) for catchers with at least 30 attempts against in all of MiLB. McDowell also led all MiLB catcher in most assists (61) in the first half of the 2018 season. McDowell totaled 18 CS (.450) during his first season with the AZL Brewers in 2015, 54 CS (.443) in 2016 with Wisconsin and 31 CS (.556) last season with Carolina. He later went on to total 11 CS (.423) with Double-A Biloxi and finished year with 45 CS in 87 ATT (.517).

**LOGAN PARKER**



**INDIVIDUAL FIELDING PERCENTAGE LEAGUE LEADERS**

YEAR	POS	PLAYER	PCT	G	PO	A	E	TC	DP	PB
1991.....	C .....	Armando Romero.....	994.....	86 .....	552.....	63.....	4 .....	619 .....	6 .....	14
1998.....	C .....	Jonathan Sweet .....	996.....	74 .....	423.....	56.....	2 .....	481 .....	5 .....	4
1999.....	SS .....	Juan Sosa .....	958.....	114.....	191.....	361.....	24 .....	576 .....	62 .....	-
1999.....	OF .....	Tarrik Brock.....	997.....	113.....	274.....	8.....	1 .....	283 .....	1 .....	-
2003.....	OF .....	Raymond Ambres .....	1.000.....	117.....	265.....	4.....	0 .....	269 .....	0 .....	-
2003.....	P .....	Ryan Snare.....	1.000.....	18 .....	10.....	20.....	0 .....	30 .....	1 .....	-
2004.....	C .....	Josh Willingham.....	994.....	78 .....	590.....	50.....	4 .....	644 .....	4 .....	10
2005.....	2B .....	Rex Rundgren.....	974.....	102 .....	185.....	265.....	12 .....	462 .....	62 .....	-
2005.....	P .....	Josh Johnson.....	1.000.....	26 .....	12.....	28.....	0 .....	40 .....	5 .....	-
2006.....	1B .....	Ryan Bear .....	992.....	103 .....	775.....	62.....	7 .....	844 .....	55 .....	-
2006.....	3B .....	Lee Mitchell.....	972.....	117.....	71.....	208.....	8 .....	287 .....	13 .....	-
2007.....	3B .....	Lee Mitchell.....	970.....	126 .....	81.....	247.....	10 .....	338 .....	17 .....	-
2009.....	1B .....	Logan Parker .....	990.....	98 .....	697.....	63.....	8 .....	768 .....	81 .....	-
2010.....	SS .....	Kris Negron.....	965.....	120 .....	185.....	346.....	19 .....	550 .....	66 .....	-
2010.....	P .....	Scott Carroll .....	1.000.....	20 .....	10.....	18.....	0 .....	28 .....	0 .....	-
2012.....	1B .....	Chris Aguilar.....	996.....	104 .....	836.....	80.....	4 .....	920 .....	95 .....	-
2012.....	3B .....	Giovanny Urshela .....	964.....	113.....	55.....	212.....	10 .....	277 .....	11 .....	-
2013.....	P .....	Cody Anderson .....	1.000.....	23 .....	6.....	18.....	0 .....	24 .....	1 .....	-
2016.....	C .....	Tanner Murphy.....	992.....	79 .....	554.....	62.....	5 .....	621 .....	4 .....	10
2016.....	P .....	Ryan Clark .....	1.000.....	26 .....	11.....	10.....	0 .....	21 .....	2 .....	-
2018.....	3B .....	Dallas Carroll .....	929.....	113.....	66.....	194.....	20 .....	280 .....	17 .....	-

**CAUGHT STEALING / STOLEN BASE EFFICIENCY LEAGUE LEADERS**

YEAR	POS	PLAYER	CS	SB	ATT	PCT
1994. . . .	P . .	Mariano De Los Santos . . . . .	.8	3	13	.727

YEAR	POS	PLAYER	CS	SB	ATT	PCT
2015 . . .	C . .	Jose Briceno. . . . .	35	62	97	.361

CLINT BARMES



ALL-TIME YEARLY LEAGUE FIELDING LEADERS


YEAR	POS	PLAYER	CATEGORY	TOTAL
1991.....	C	Armando Romero	Most Passed Balls	14 (T)
1994.....	C	Angelo Encarnacion	Most Errors	15
1995.....	OF	Ramon Espinosa	Most Errors	11
1995.....	C	Jason Kendall	Most Games	98
1996.....	2B	Chance Sanford	Most Errors	22 (T)
1996.....	OF	Charles Peterson	Most Errors	11
1996.....	OF	Charles Peterson	Most Double Plays	5
1996.....	C	Marcus Hanel	Most Double Plays	10 (T)
1997.....	OF	Charles Peterson	Most Assists	17
1998.....	OF	Alexander Hernandez	Most Errors	11
1999.....	1B	Chris Kirgan	Most Total Chances	1113
1999.....	1B	Chris Kirgan	Most Putouts	1010
1999.....	1B	Chris Kirgan	Most Assists	91
1999.....	1B	Chris Kirgan	Most Errors	12
1999.....	SS	Juan Sosa	Most Putouts	191
2000.....	3B	Javier Colina	Most Errors	29
2000.....	3B	Javier Colina	Most Double Plays	24
2000.....	OF	Daniel Ramirez	Most Assists	19
2000.....	C	Jason Dewey	Most Passed Balls	18
2001.....	1B	Kevin Burford	Most Errors	21
2002.....	3B	Garrett Atkins	Most Assists	238
2002.....	SS	Clint Barmes	Most Total Chances	554 (T)
2002.....	SS	Clint Barmes	Most Assists	359
2002.....	SS	Clint Barmes	Most Errors	33
2002.....	SS	Clint Barmes	Most Double Plays	76
2002.....	P	Ryan Kibler	Most Total Chances	
2002.....	P	Ryan Kibler	Most Errors	10
2003.....	2B	Jesus Medrano	Most Errors	15
2004.....	P	Mike McNutt	Most Errors	6 (T)
2005.....	P	Josh Johnson	Most Double Plays	5
2006.....	OF	Brett Carroll	Most Assists	19 (T)
2006.....	OF	Jose Campusano	Most Errors	9
2007.....	1B	Grant Psomas	Most Games	114
2007.....	1B	Grant Psomas	Most Total Chances	1025
2007.....	1B	Grant Psomas	Most Putouts	927
2007.....	1B	Grant Psomas	Most Assists	91
2008.....	2B	Chris Coghlan	Most Games	117
2008.....	2B	Chris Coghlan	Most Double Plays	79
2008.....	P	Brett Sinkbeil	Most Putouts	18
2009.....	1B	Logan Parker	Most Games	98
2009.....	1B	Logan Parker	Most Total Chances	768

<b>YEAR</b>	<b>POS</b>	<b>PLAYER</b>	<b>CATEGORY</b>	<b>TOTAL</b>
2009	1B	Logan Parker	.Most Putouts	697
2009	1B	Logan Parker	.Most Assists	63
2009	1B	Logan Parker	.Most Double Plays	81
2009	3B	Juan Francisco	.Most Errors	35
2009	SS	Zack Cozart	.Most Putouts	209
2009	SS	Zack Cozart	.Most Double Plays	83
2009	OF	Todd Frazier	.Most Assists	16
2009	OF	Sean Henry	.Most Errors	12
2010	SS	Kris Negron	.Most Assists	346
2010	OF	Denis Phipps	.Most Errors	10 (T)
2011	P	Donnie Joseph	.Most Games	57

**CAROLINA LEAGUE ERA BEGINS**

2012	2B	Tony Wolters	.Most Errors	16 (T)
2012	SS	Ronny Rodriguez	.Most Errors	28 (T)
2013	1B	Jerrud Sabourin	.Most Games	115
2013	1B	Jerrud Sabourin	.Most Total Chances	1019
2013	1B	Jerrud Sabourin	.Most Putouts	926
2013	1B	Jerrud Sabourin	.Most Assists	78
2013	1B	Jerrud Sabourin	.Most Errors	15
2013	1B	Jerrud Sabourin	.Most Double Plays	88
2013	2B	Joe Wendle	.Most Putouts	208
2013	P	Rob Nixon	.Most Games	43 (T)
2014	P	Grant Sides	.Most Games	43
2015	3B	Carlos Franco	.Most Games	133
2015	SS	Johan Camargo	.Most Games	130
2015	SS	Johan Camargo	.Most Assists	365
2015	OF	Connor Lien	.Most Total Chances	334
2015	OF	Connor Lien	.Most Putouts	304
2015	OF	Connor Lien	.Most Assists	21
2015	OF	Connor Lien	.Most Errors	9 (T)
2015	OF	Connor Lien	.Most Double Plays	7
2016	OF	Keith Curcio	.Most Total Chances	293
2016	OF	Keith Curcio	.Most Putouts	282
2016	OF	Braxton Davidson	.Most Errors	11
2016	P	Anderson Franco, Ryan Clark	.Most Double Plays	2 (T)
2017	1B	Jake Gatewood	.Most Errors	14
2017	3B	Lucas Erceg	.Most Double Plays	18
2017	SS	Luis Aviles	.Most Putouts	178
2017	OF	Trent Clark	.Most Games	117
2017	OF	Trent Clark	.Most Assists	14 (T)
2017	C	Max McDowell	.Most Errors	12 (T)
2017	P	Nate Griep	.Most Games	45
2017	P	Marcos Diplan	.Most Errors	5 (T)
2018	3B	Dallas Carroll	.Most Games	113
2018	3B	Dallas Carroll	.Most Total Chances	280
2018	3B	Dallas Carroll	.Most Assists	194
2018	P	Victor Diaz	.Most Putouts	30 (T)
2018	P	Victor Diaz	.Most Assists	21 (T)
2018	P	.Most Double Plays	.Conor Harber	3 (T)

**JASON KENDALL**



## MOST VALUABLE PLAYER

YEAR	PLAYER	LEAGUE
1994	Mark Johnson	Southern League
1995	Jason Kendall	Southern League
2008	Gaby Sanchez	Southern League
2010	Dave Sappelt	Southern League


**JUAN PIERRE**



## BEST HUSTLER

YEAR	PLAYER	LEAGUE
2000	Juan Pierre	Southern League

**TRAVIS WOOD**



## MOST OUTSTANDING PITCHER

YEAR	PLAYER	LEAGUE
2009	Travis Wood	Southern League

**CODY ANDERSON**



## PITCHER OF THE YEAR

YEAR	PLAYER	LEAGUE
2013	Cody Anderson	Carolina League

**KESTON HIURA**



## LEAGUE PLAYER OF THE MONTH AWARDS

YEAR	PLAYER	MONTH	LEAGUE
2018	Keston Hiura	May	Carolina League
2018	Weston Wilson	July	Carolina League



## CAROLINA LEAGUE FRONT OFFICE AWARDS

YEAR	STAFF MEMBER	AWARD
2013	Darren Headrick	Broadcaster of the Year
2018	Joe Kremer	Executive of the Year
2018	Amy Peterson	Female Exec. of the Year
2018	Greg Young	Broadcaster of the Year

## LEAGUE EXECUTIVES OF THE YEAR

YEAR	EXECUTIVE	LEAGUE
1993	Joe Kremer	Southern League
1995	Joe Kremer	Southern League
2005	Joe Kremer	Southern League
2008	Joe Kremer	Southern League
2018	Joe Kremer	Carolina League

## MINOR LEAGUE BASEBALL AWARDS

YEAR	AWARD
1996	Double-A Bob Frietas Award

## ALL-TIME CAROLINA MUDCATS ALL-STARS

### 1994 ALL-STARS

Trey Beamon, OF  
Mark Johnson, DH  
Gary Wilson, RHP

### 1995 ALL-STARS

Jason Kendall, C  
Elmer Dessens, RHP

### 1996 ALL-STARS

Lou Collier, SS  
T.J. Stanton, OF  
Tony Beasley, UTL

### 1998 ALL-STARS

Emil Brown, OF

### 1999 ALL-STARS

Rod Bair, OF

### 2000 ALL-STARS

Elvis Pena, SS  
Juan Pierre, OF

### 2002 ALL-STARS

Clint Barmes, SS  
Choo Freeman, OF

### 2004 ALL-STARS

Josh Willingham, C  
Josh Wilson, S

### 2005 ALL-STARS

Jeremy Hermida, OF\*  
Chris Resop, RHP  
\*SOU All-Star Game Top Star

### 2007 ALL-STARS

Lee Mitchell, OF\*  
\*SOU All-Star Game Top Star

### 2008 ALL-STARS

Gaby Sanchez, 1B  
Chris Coghlan, 2B\*  
John Raynor, OF  
\*SOU All-Star Game Top Star

### 2009 MID-SEASON ALL-STARS

James Avery, P  
Jordan Smith, P  
Logan Ondrusek, P  
Travis Wood, P  
Juan Francisco, 3B  
Chris Heisey, OF  
Todd Frazier, OF  
Zack Cozart, INF

### 2009 POSTSEASON ALL-STARS

Juan Francisco, 3B  
Todd Frazier, UTL  
Travis Wood, LHP

### 2010 MID-SEASON ALL-STARS

Matt Klinker, P  
Tom Cochran, P  
Jake Kahaulelio, 2B  
Sean Henry, OF  
Dave Sappelt, OF  
Mike Costanzo, INF

### 2010 POSTSEASON ALL-STARS

Dave Sappelt, OF  
Tom Cochran, LHP

### 2011 MID-SEASON ALL-STARS

Brad Boxberger, P

### 2012 MID-SEASON ALL-STARS

Shawn Armstrong, P  
Jeremie Tice, DH

### 2012 POSTSEASON ALL-STARS

Ronny Rodriguez, 2B

### 2013 MID-SEASON ALL-STARS

Cody Anderson, P  
Jerrud Sabourin, 1B  
Francisco Lindor, SS  
Tyler Naquin, OF

### 2013 POSTSEASON ALL-STARS

Francisco Lindor, SS  
Cody Anderson, RHP  
Joe Wendle, UTL

### 2014 MID-SEASON ALL-STARS

Ryan Merritt, P  
Anthony Gallas, OF  
Erik Gonzalez, INF

### 2014 POSTSEASON ALL-STARS

Ryan Merritt, P

### 2015 MID-SEASON ALL-STARS

Johan Camargo, SS  
Dustin Peterson, OF

### 2015 POSTSEASON ALL-STARS

Johan Camargo, SS  
Jacob Schrader, DH  
Connor Lien, OF

### 2016 MID-SEASON ALL-STARS

Evan Phillips, P  
Max Povse, P

### 2017 MID-SEASON ALL-STARS

Freddy Peralta, P  
Cody Ponce, P  
Nate Griep, P  
Jake Gatewood, INF  
Isan Diaz, INF  
Corey Ray, OF

### 2017 POST-SEASON ALL-STARS

Lucas Erceg, 3B  
Nate Griep, RP

### 2018 MID-SEASON ALL-STARS

Cameron Roegner, P  
Marcos Diplan, P  
Trey Supak\*, P  
Max McDowell, C  
Keston Hiura\*, INF  
Tucker Neuhaus, INF  
\*Did not play

### 2018 POST-SEASON ALL-STARS

Luke Barker, RP

## GABY SANCHEZ



## ALL-TIME BATTERS-OF-THE-WEEK\*

1993..... April 26-May 2..... Rich Aude	2009..... August 3-10 ..... Juan Francisco
1993..... July 26-August 1..... Keith Thomas	2009..... August 31-September 8 ..... Yonder Alonso
1993..... August 23-29 ..... Javier Ortiz	2010..... August 9-16 ..... Kris Negron
1994..... April 25-May 1..... Mark Johnson	2011..... April 25-May 2..... Cody Puckett
1994..... May 9-15..... Mark Johnson	2011..... June 6-13 ..... Mike Costanzo
1995..... August 4-10 ..... Ramon Espinosa	2011..... June 20-27 ..... Denis Phipps
1996..... May 17-23..... Tony Beasley	2011..... June 27-July 4 ..... Neftali Soto
1997..... May 9-15..... Tracy Sanders	2011..... July 11-18 ..... Denis Phipps
1999..... May 7-13..... Ben Petrick	2011..... August 1-8 ..... Neftali Soto
2000..... May 5-11..... Juan Pierre	2012..... April 23-30 ..... Jeremie Tice
2000..... June 9-15..... Elvis Pena	2012..... April 30-May 7 ..... Jesus Aguilar
2000..... June 30-July 6 ..... Elvis Pena	2012..... August 6-13 ..... Giovanni Urshela
2000..... July 7-13..... Steve Goodell	2013..... April 29-May 6..... Francisco Lindor
2004..... May 7-13..... Jason Stokes	2013..... July 22-29 ..... Tyler Naquin
2004..... June 4-11..... Josh Wilson	2014..... May 5-12..... Anthony Gallas
2004..... August 13-19 ..... Billy Hall	2014..... August 4-11..... Logan Vick
2004..... August 20-26 ..... Josh Willingham	2014..... August 18-25 ..... Torsten Boss
2004..... August 27-Sep 2..... Chip Ambres	2015..... June 8-15 ..... Keith Curcio
2005..... July 18-24..... Jeremy Hermida	2015..... July 6-13 ..... Connor Lien
2007..... April 23-30 ..... Jai Miller	2015..... August 31-Sep. 7 ..... Carlos Franco
2008..... June 2-9..... Cameron Maybin	2016..... June 6-12 ..... Joey Meneses
2008..... June 9-16..... Chris Coghlan	2017..... July 24-30 ..... Lucas Erceg
2008..... July 14-21..... Gaby Sanchez	2017..... July 31-August 6..... Monte Harrison
2008..... July 28-August 4..... Gaby Sanchez	2017..... August 21-27 ..... Lucas Erceg
2009..... May 25-June 1 ..... Chris Heisey	2018..... April 16-April 22 ..... Ryan Aguilar
2009..... June 1-8..... Zack Cozart	2018..... April 23-April 29 ..... Weston Wilson

\*Verified for 1993-1997, 1999-2000, &amp; 2004-2018 seasons.

**ALL-TIME PITCHERS-OF-THE-WEEK\***

1993..... June 14-20 .....	John Hope	2005..... April 7-17 .....	Scott Olsen
1993..... July 26-August 1 .....	Brett Backlund	2005..... April 18-24 .....	Yorman Bazardo
1994..... June 6-12 .....	Jeff McCurry	2005..... July 25-31 .....	Nick Ungs
1994..... August 8-14 .....	Michel LaPlante	2007..... August 6-13 .....	Blake McGinley
1995..... April 6-13 .....	Steve Parris	2009..... May 18-25 .....	Jordan Smith
1995..... May 19-25 .....	Steve Parris	2009..... June 1-8 .....	Travis Wood
1995..... April 28-May 4 .....	Matt Ruebel	2009..... June 8-15 .....	Travis Wood
1996..... April 12-18 .....	Chris Peters	2009..... July 6-13 .....	Matt Klinker
1996..... July 5-18 .....	Blaine Beatty	2010..... April 8-19 .....	Tom Cochran
1996..... August 16-22 .....	Steve Phoenix	2010..... June 21-28 .....	Matt Klinker
1997..... May 16-22 .....	Jose Pett	2012..... April 16-23 .....	Mike Rayl
1997..... May 23-29 .....	Elvin Hernandez	2012..... August 20-27 .....	Jordan Cooper
1997..... June 20-26 .....	Kris Benson	2013..... April 22-29 .....	Jordan Cooper
1997..... July 3-10 .....	Mike Halperin	2013..... May 13-20 .....	Cody Anderson
1997..... July 25-31 .....	Jason Johnson	2013..... May 27-June 3 .....	Shawn Morimando
1999..... July 23-29 .....	Chandler Martin	2014..... June 16-23 .....	Ryan Merritt
1999..... July 30-August 5 .....	Chandler Martin	2016..... April 7-17 .....	Max Povse
2000..... June 22-28 .....	Jason Jennings	2016..... August 29-Sep. 4 .....	Enderson Franco
2000..... July 21-27 .....	Shawn Chacon	2017..... August 28-Sep. 4 .....	Jordan Yamamoto
2000..... August 18-24 .....	Shawn Chacon	2018..... May 7-May 13 .....	Cam Roegner
2004..... April 30-May 6 .....	Dennis Ulacia	2018..... June 25-July 1 .....	Victor Diaz

\*Verified for 1993-1997, 1999-2000, & 2004-2018 seasons.

**- A -**

Abercrombie, Reggie: 2005  
 Aceves, Jon: 2006  
 Adams, Steve: 1991  
 Adkins, James: 2011  
 Aguila, Chris: 2003  
 Aguilar, Jesus: 2012  
 Aguilar, Ray: 2005  
 Aguilar, Ryan: 2018  
 Ah, Yat, Paul: 1998  
 Alfonso, Eliezer: 2004  
 Allen, Cody: 2012  
 Allensworth, Jermaine: 1994, 1995  
 Alonso, Yonder: 2009, 2010  
 Alvarez, Carlos: 2008  
 Ambres, Chip: 2003, 2004  
 Anderson, Cody: 2013  
 Anderson, Dennis: 2003, 04, 05  
 Anderson, Jimmy: 1996, 1997  
 Andino, Robert: 2005  
 Anthony, Brian: 1995  
 Antigua, Felix: 1991  
 Araujo, Elvis: 2013, 2014  
 Arlis, Patrick: 2006, 2007  
 Armstrong, Shawn: 2012  
 Armerich, Tony: 2004  
 Arredondo, Jose: 2011  
 Arroyo, Bronson: 1998  
 Asche, Mike: 1997, 1998  
 Aseltun, Kyle: 2009  
 Ashby, Chris: 2003, 2005  
 Atencio, Greg: 2009  
 Athas, Jamie: 2006  
 Atkins, Garrett: 2002  
 Aude, Rich: 1992, 1993  
 Ausanio, Joe: 1991  
 Austin, Jake: 1995  
 Averette, Robert: 2000, 2002  
 Avery, James: 2009, 2010, 2011  
 Aviles Jr., Luis: 2017, 2018

**- B -**

Backlund, Brett: 1992, 93, 94,  
 95, 96  
 Badenhop, Burke: 2008  
 Baez, Federico: 2009, 2010, 2011  
 Bailey, Roger: 1999  
 Bair, Rod: 1999, 2000, 2001  
 Baker, Dylan: 2014  
 Baker, Ryan: 2003, 2004, 2005  
 Banister, Jeff: 1993  
 Bard, Josh: 2001  
 Barker, Brandon: 2015  
 Barker, Luke: 2017, 2018  
 Barmes, Clint: 2002

Barnett, Marty: 2003  
 Barone, Daniel: 2006, 2007, 2008  
 Barthol, Blake: 1999  
 Bass, Chris: 2005  
 Battaglia, Ryan: 2013, 2014  
 Bauer, Peter: 2004, 2005  
 Bautista, Denny: 2003  
 Bazardo, Yorman: 2005  
 Beal, Josh: 2009  
 Beamon, Trey: 1994  
 Bear, Ryan: 2006, 2007  
 Beasley, Tony: 1992, 93, 95, 96,  
 97, 98  
 Beatty, Blaine: 1993, 1996, 1997  
 Beckett, Josh: 2003  
 Beckham, Gordon: 2016  
 Beckman, Cody: 2018  
 Beech, Caleb: 2016  
 Beeler, Pete: 1992  
 Belisario, Ronald: 2004  
 Belonis, Carlos: 2017, 2018  
 Bennett, Chris: 1995  
 Benoit, Rodrigo: 2018  
 Benson, Kris: 1997  
 Bentz, Chad: 2005  
 Bettinger, Alec: 2018  
 Berberet, Parker: 2017  
 Berry, Mike: 1999  
 Berry, Quintin: 2011  
 Bevel, Bobby: 1999  
 Bickford, Phil: 2018  
 Bird, Dave: 1992  
 Bird, Zack: 2016  
 Blair, Kyle: 2012  
 Blank, Matt: 2006  
 Boever, Joe: 1996  
 Bonifay, Ken: 1994, 1996, 1997  
 Boss, Torsten: 2014  
 Bost, Heath: 2000  
 Bost, Tommy: 2003  
 Bostick, Adam: 2005, 2006  
 Boston, D.J.: 1996  
 Bour, Jason: 2009  
 Bowman, Andrew: 2011  
 Boxberger, Brad: 2010, 2011  
 Brach, Brett: 2012  
 Bradley, Marcus: 2012  
 Bradley, Ryan: 2002  
 Brandenburg, Adam: 2006  
 Brantley, Brian: 2000, 2001, 2002  
 Brauer, James: 2006, 2007  
 Braun, Jason: 2011  
 Brester, Jason: 1999  
 Briceno, Jose: 2015  
 Bridges, Donnie: 2003  
 Bridges, Kary: 1997  
 Briggs, Anthony: 1999

Brinkley, Dante: 2007, 2008  
 Brito, Luis: 1998  
 Brock, Tarrik: 1999  
 Broucker, Cole: 2015  
 Brosius, Tyler: 2015  
 Brown, Adrian: 1996, 1997  
 Brown, Chad: 1998  
 Brown, D.J.: 2014  
 Brown, Daniel: 2018  
 Brown, Emil: 1998  
 Brown, Greg: 2004, 2006  
 Brown, Mike: 1994, 1995, 1997  
 Brown, Randy: 1998  
 Brown, Zack: 2017  
 Brueggemann, Dean: 2002  
 Brumfield, Jacob: 1995  
 Buck, Dallas: 2009, 2010, 2011  
 Buckholz, Steve: 1991, 1992  
 Bullard, Jason: 1992  
 Bullett, Scott: 1992  
 Burford, Kevin: 2001, 2002  
 Burnes, Corbin: 2017  
 Bussa, Todd: 1998  
 Bywater, Matt: 2015

**- C -**

Cabrera, Mauricio: 2015  
 Cabrera, Miguel: 2003  
 Camargo, Johan: 2015  
 Cameron, Ryan: 2001, 2002  
 Cameron, Stanton: 1994  
 Cameron, Troy: 2002  
 Campbell, Eric: 2011  
 Campusano, Jose: 2006, 2007  
 Canale, George: 1995  
 Cannon, Tyler: 2012  
 Carlson, Shane: 2010  
 Carpenter, Bubba: 2001  
 Carroll, Brett: 2006, 2007  
 Carroll, Dallas: 2018  
 Carroll, Scott: 2009, 2010  
 Carter, John: 1997  
 Caruso, Gino: 1998  
 Casas, Jordan: 2012  
 Castro, Jose: 2009, 2010, 2011  
 Cave, Kevin: 2004, 2005, 2006  
 Cecena, Jose: 1993  
 Cercy, Rick: 2002  
 Chacon, Shawn: 2000  
 Chapman, Aroldis: 2011  
 Chapman, Stephen: 2009  
 Chaves, Rafael: 1996, 1997  
 Childs, Dwight: 2012  
 Chouinard, Bobby: 2002  
 Christiani, Nick: 2010, 2011  
 Christiansen, Jason: 1993, 94, 97

Christman, Tim: 2000  
 Cid, Delvi: 2012  
 Clark, Ryan: 2016  
 Clark, Trent: 2017  
 Cleveland, Brian: 2006  
 Clevinger, Mike: 2014  
 Closser, JD: 2002  
 Clute, Kris: 2003  
 Cochran, Tom: 2009, 2010  
 Coddington, Kevin: 2011  
 Coghlan, Chris: 2008  
 Cole, Victor: 1991, 1993  
 Colina, Javier: 2000, 2001, 2002  
 Collier, Lou: 1996  
 Colmenares, Luis: 1999  
 Colon, Joe: 2012, 2013  
 Concepcion, Alberto: 2008  
 Conger, Jeff: 1995, 1996, 1997  
 Cook, Aaron: 2002  
 Cook, Clayton: 2012, 2014, 2015  
 Cook, Cole: 2012, 2013  
 Cook, David: 2011  
 Cook, O.J.: 1997  
 Cooke, Steve: 1991, 92, 95, 96  
 Cooper, Jordan: 2012, 2013  
 Corcoran, Tim: 2008  
 Corn, Chris: 1998  
 Costanzo, Mike: 2010, 2011  
 Cotton, John: 1999  
 Coulter, Clint: 2018  
 Cousins, Scott: 2008  
 Cozart, Zack: 2009  
 Cranford, Jay: 1994, 1995, 1996  
 Crawford, Alec: 2018  
 Crawford, Carlos: 1997, 1998  
 Cromer, Brandon: 1997  
 Cross, Colton: 2017  
 Crowder, Chuck: 2001, 2002  
 Crowley, Terry: 1991  
 Cuas, Jose: 2017  
 Cueto, Jose: 2003  
 Cumberland, Shaun: 2009  
 Cummings, Midre: 1993  
 Curcio, Keith: 2015, 2016

# **- D -**

Daniels, Dave: 1998  
 Danielson, Sean: 2010  
 Daris, Joseph: 2016  
 Davidson, Braxton: 2016  
 Davis, Brad: 2007, 2008  
 Davis, Kane: 1997, 1998  
 Day, Kyle: 2010, 2011  
 De Los Santos, Al: 1992, 1993  
 De, Aza, Alejandro: 2006, 2007  
 De, Jesus, Luis: 2014

De, La, Cruz, Chris: 2008  
 De, La, Cruz, Fernando: 2002  
 De, La, Vara, Gilbert: 2010  
 De, Los, Santos, Mariano: 1993, 1994, 1995, 1996, 1998  
 DeJesus, Misaël: 2009  
 Del, Rosario, Eneño: 2009  
 Delgado, Jesus: 2007, 2008, 2010  
 DeMarco, Matt: 2004, 2005  
 Demeritte, Travis: 2016  
 Demontel, Jimmy: 2005  
 Denove, Chris: 2009, 2010  
 Dessens, Elmer: 1995, 1996  
 Dew, Owen: 2013  
 Dewey, Jason: 2000, 2001, 2002  
 DeWitt, Scott: 1999, 2000, 2001  
 Diaz, Brandon: 2017  
 Diaz, Isan: 2017  
 Diaz, Victor: 2018  
 Diaz, Yandy: 2014  
 Dickerson, Dale: 2012  
 DiFelice, Mark: 2000, 2001  
 Dillinger, John: 1997, 1998  
 Dillon, Joe: 2004  
 Diplan, Marcos: 2017, 2018  
 Diplan, Nattino: 2018  
 Dirks, Caleb: 2015  
 Dixon, Eddie: 1992  
 Doman, Roger: 1998  
 Doolittle, Todd: 2008  
 Dorame, Randey: 2000, 2001  
 Dorman, Rich: 2007  
 Doyle, Pat: 2011  
 Duncan, Chip: 1991

# **- E -**

Edge, Greg: 1991, 1992  
 Edge, Tim: 1992, 93, 94, 95, 96  
 Edgerton, Jordan: 2016  
 Ehler, Clayton: 2012  
 Emiliano, Jamie: 2000, 2001  
 Emmons, Dustin: 2015  
 Encarnacion, Angelo: 1994  
 Erceg, Lucas: 2017  
 Ericks, John: 1994  
 Espinosa, Ramon: 1994, 1995, 1997  
 Esslinger, Cam: 2001, 2002  
 Estep, Chris: 1991, 1992  
 Evans, Dave: 1998  
 Evans, Sean: 1995  
 Eymann, Eric: 2009, 2010, 2011

# **- F -**

Fairel, Matt: 2010

Fajardo, Hector: 1991  
 Fansler, Stan: 1991, 1992  
 Farrar, Terry: 1994  
 Farrell, Jon: 1995, 1996  
 Farris, Mark: 1998  
 Farson, Bryan: 1996  
 Feiner, Corey: 2009  
 Feliciano, Mario: 2018  
 Fellhauer, Josh: 2011  
 Fernandez, Jose: 2016  
 Ferrell, Cody: 2014  
 Fesh, Sean: 2003  
 Feuerstein, Dave: 1999  
 Figgins, Chone: 2001  
 Figueroa, Fernando: 1995  
 Figueroa, Luis: 1998  
 Flannery, Mike: 2003, 2004, 2005  
 Fleury, Mark: 2011  
 Flores, Jose: 2012  
 Flury, Pat: 2004, 2005  
 Flynt, Bill: 1995  
 Francis, Bowden: 2018  
 Francisco, Juan: 2009  
 Franco, Carlos: 2015  
 Franco, Enderson: 2016  
 Franklin, Nick: 2018  
 Frazier, Charlie: 2004  
 Frazier, Todd: 2009  
 Fredrickson, Scott: 1997  
 Freeman, Ashley: 2002  
 Freeman, Choo: 2002  
 Freeman, Justin: 2010, 2011  
 Freitas, Mike: 1997  
 Fuell, Jerrod: 2003, 2004, 2005  
 Fulchino, Jeff: 2004  
 Furney, Sean: 2015  
 Furniss, Eddy: 1998

# **- G -**

Gaal, Bryan: 2004  
 Gallas, Anthony: 2012, 2013, 2014  
 Garbe, B.J.: 2006  
 Garcia, Eric: 2015  
 Garcia, Freddy: 1997  
 Garcia, Harvey: 2007  
 Garcia, Jose: 2006  
 Garrett, Hal: 1997  
 Garza, Alejandro: 1993  
 Gatewood, Jake: 2017  
 Gaylor, Stephen: 2016  
 Gebhardt, Ryan: 2015, 2016  
 Gendron, Steve: 2006  
 Geronimo, Ramon: 2009  
 Gerut, Jody: 2000  
 Ghelfi, Mitch: 2017, 2018  
 Giard, Ken: 1998

Giardina, Sal: 2015, 2016  
 Gibbs, Kevin: 2000  
 Gideon, Ronnie: 2018  
 Gil, Jerry: 2009, 2010  
 Gil, Yean Carlos: 2015  
 Glen, Willie: 2008  
 Godfrey, Sean: 2015, 2016  
 Goelz, Jim: 2004  
 Gogal, Jeff: 2007, 2008  
 Gonzalez, Adrian: 2003  
 Gonzalez, Edgar: 2006  
 Gonzalez, Erik: 2013, 2014  
 Gonzalez, Lariel: 1999  
 Goodell, Steve: 2000  
 Goodnight, Michael: 2012, 2013  
 Gracesqui, Frank: 2003  
 Grandal, Yasmani: 2011  
 Green, Tom: 1991, 1992, 1993  
 Greene, Brodie: 2011  
 Greenwell, Bo: 2012, 2013  
 Gregorius, Didi: 2011  
 Griep, Nate: 2017  
 Griffin, Michael: 2009, 2010  
 Grijak, Kevin: 1998  
 Grist, Scott: 2017  
 Grzecka, Casey: 2004  
 Gustafson, Tim: 2011

**- H -**

Haase, Eric: 2014  
 Hackman, Luther: 1999  
 Hairston, Devin: 2018  
 Haley, Trey: 2012  
 Hall, Billy: 2003, 2004  
 Halperin, Mike: 1997, 1998  
 Hamilton, Carl: 1991  
 Hamulack, Tim: 2011  
 Hancock, Lee: 1991, 1992, 1993  
 Hanel, Marcus: 1995, 1996, 1997  
 Hanhold, Eric: 2017  
 Hankins, Todd: 2012, 2013, 2014  
 Harang, Daryl: 2010  
 Harber, Conor: 2017, 2018  
 Harper, Brandon: 2003  
 Harper, Reed: 2015, 2016  
 Harrah, Doug: 1993  
 Harris, Gene: 1996  
 Harrison, Monte: 2017  
 Harrison, Vince: 2007  
 Hartmann, Pete: 2004  
 Hartvigson, Chad: 1999  
 Harvey, Kris: 2008  
 Haverbusch, Kevin: 1998  
 Hayes, Brett: 2007, 2008  
 Haynie, Jason: 1998  
 Hazlett, Steve: 1997

Head, Louis: 2013, 2014  
 Heisey, Chris: 2009  
 Heller, Ben: 2014  
 Henry, Rob: 2018  
 Henry, Sean: 2009, 2010  
 Hermansen, Chad: 1997  
 Hermida, Jeremy: 2005  
 Hernandez, Alex: 1998  
 Hernandez, Elvin: 1997, 1998  
 Hernandez, Gaby: 2007, 2008  
 Hill, Jason: 2005, 2006  
 Hill, Milt: 1995  
 Hines, Tim: 1991  
 Hiura, Keston: 2018  
 Holifield, Rickey: 1997  
 Holliday, Matt: 2002  
 Holman, Shawn: 1996  
 Holt, Tyler: 2012  
 Hope, John: 1993  
 Horst, Jeremy: 2009, 2010  
 Hotchkiss, Jordan: 2010, 2011  
 Houle, Dustin: 2018  
 House, Craig: 2000, 2003  
 House, T.J.: 2012  
 Hubbard, Antwonie: 2012  
 Hudson, Luke: 2001  
 Huisman, Justin: 2002  
 Humen, David: 2006  
 Hummel, Cooper: 2017, 2018  
 Hunter, Bobby: 1992, 1993  
 Hutchins, Norm: 2000  
 Hutchinson, Trevor: 2003, 04, 06  
 Huyler, Mike: 1991  
 Hyams, Levi: 2015  
 Hynick, Brandon: 2011

**- I -**

lehl, Jay: 2004  
 Inglin, Jeff: 2004

**- J -**

Jackson, Justin: 2015  
 Jacobs, Mike: 2007  
 Jacobs, Ryan: 1999  
 Janas, Steve: 2015  
 Jasco, Elinton: 1998  
 Jeffords, Jeff: 2011  
 Jenkins, Andy: 2008  
 Jennings, Jason: 2000, 2001  
 Jimenez, Francisco: 2012, 2013  
 Johnson-Mullins, Chase: 2016  
 Johnson, Jason: 1997  
 Johnson, Jeff: 2012, 2013  
 Johnson, Josh: 2005, 2007, 2008  
 Johnson, Mark: 1992, 1993, 1994

Jones, Dan: 1993  
 Jones, Tyler: 2015  
 Jordan, Ricky: 1997  
 Jorgensen, Ryan: 2003  
 Joseph, Donnie: 2010, 2011  
 Julianel, Ben: 2006, 2007

**- K -**

Kahalelio, Jake: 2009, 2010, 2011  
 Kainer, Carson: 2009, 2010  
 Kalinowski, Josh: 2000, 2001  
 Kavourias, Jim: 2004  
 Keck, Brian: 1999, 2000, 2001, 2002  
 Kelly, Chris: 2009  
 Kelly, Jeff: 1997, 1998  
 Kendall, Jason: 1994, 1995  
 Kenilvort, Alec: 2018  
 Kennedy, Jon: 2016  
 Kensing, Logan: 2005, 2007  
 Kent, Steven: 2003  
 Key, Chris: 2003  
 Kibler, Ryan: 2001, 2002  
 Kinman, Kyle: 2015  
 Kirby, Nathan: 2018  
 Kirgan, Chris: 1999  
 Kiser, Garland: 1994  
 Klinker, Matt: 2009, 2010, 2011  
 Koehler, Kurt: 2006, 2007  
 Konuszewski, Dennis: 1994, 95, 96, 97  
 Krebs, Joseph: 2009, 2010  
 Krevokuch, Jim: 1993, 1994, 1995  
 Krieteimer, Tanner: 2015  
 Kroski, Chris: 2009  
 Kuilan, Hector: 2001  
 Kuntz, Brad: 2017

**- L -**

Lamacchia, Marc: 2008  
 LaMarre, Ryan: 2011  
 Lamb, David: 2001  
 Lambert, Casey: 2002  
 Lambin, Chase: 2007  
 Landaeta, Luis: 2001  
 Laplante, Michel: 1994  
 Lavisky, Alex: 2013  
 Lawlor, Ryan: 2016  
 Lawrence, Sean: 1995, 1996  
 Leary, Bob: 1995, 1996  
 Lee, David: 1999  
 Lee, Jacob: 2013, 2014  
 Lehr, Justin: 2011  
 Leiper, Dave: 1993  
 Leiper, Tim: 1993

Letson, Wes: 2007  
 Lewis, Fred: 2011  
 Lewis, Taylor: 2016  
 Lieber, Jon: 1993, 1994  
 Lien, Connor: 2015  
 Light, Tal: 1999  
 Lindor, Francisco: 2013  
 Linton, Ollie: 2014  
 List, Lou: 1991, 1992  
 Livingston, Doug: 1999  
 Loaiza, Esteban: 1993, 1994  
 Lockwood, Luke: 2005  
 Long, Garrett: 1998  
 Long, Jake: 2009  
 Lopez, Frank: 2017  
 Louwsma, Jason: 2009  
 Lowery, Jake: 2012, 2013  
 Lucas, Jeremy: 2014  
 Lugo, Ruddy: 2004  
 Lutz, Derrik: 2009

### - M -

Mackiewitz, Mac: 2000  
 MacPhee, Zach: 2013  
 Magness, Pat: 2003, 2004  
 Magrann, Tom: 1991  
 Malave, Jose: 1999  
 Mallett, Justin: 2009  
 Maloney, Matt: 2009  
 Manahan, Austin: 1992  
 Marceaux, Jacob: 2008  
 Marchbanks, David: 2003  
 Marksberry, Matt: 2015  
 Martin, Al: 1997  
 Martin, Chandler: 1999, 2000, 2002  
 Martin, Josh: 2012, 2013, 2014  
 Martinez, Belvani: 2000, 2001  
 Martinez, Carlos: 2005, 2007, 2008  
 Martinez, Fabio: 2012, 2013  
 Marx, Tim: 1994  
 Mashore, Justin: 2000, 2001  
 Maskivish, Joe: 1997  
 Matcuk, Steve: 2000  
 Matera, Paddy: 2013  
 Mathews, Del: 1997, 1998  
 Maybin, Cameron: 2008  
 Mayorson, Manny: 2008  
 McCall, Derell: 2008  
 McCann, Brad: 2007  
 McConnell, Sam: 1998  
 McCulloch, Kyle: 2011  
 McCurdy, Nick: 2008  
 McCurry, Jeff: 1993, 1994  
 McDowell, Max: 2017, 2018  
 McGinley, Blake: 2007  
 McInerney, Pat: 2018

McKeel, Walt: 2000, 2001  
 McLaughlin, Sean: 2016  
 McLeary, Marty: 2003  
 McMurray, Chris: 2010, 2011  
 McNutt, Mike: 2003, 2004, 2005, 06  
 Medeiros, Kodi: 2017  
 Medina, Ruben: 2009, 2010, 2011  
 Medina, Yhoxian: 2013, 2014  
 Medrano, Jesus: 2003  
 Meggers, Mike: 2000  
 Melo, Carlos: 2014  
 Mendez, Carlos: 2010, 2011  
 Mendez, Erison: 2016  
 Mendez, Sergio: 1997  
 Meneses, Joey: 2015, 2016  
 Merritt, Ryan: 2013, 2014  
 Mesewicz, Mark: 1994  
 Mesoraco, Devin: 2010  
 Messenger, Randy: 2003, 2004  
 Meyer, Charlie: 2017  
 Miceli, Dan: 1993, 1996  
 Mildren, Paul: 2006  
 Miller, Andrew: 2008  
 Miller, Jai: 2007  
 Miller, Paul: 1991, 1993  
 Minor, Blas: 1991  
 Minor, Ryan: 2004  
 Minter, A.J.: 2016  
 Mitchell, Lee: 2006, 2007, 2008  
 Mitchell, Tony: 1997  
 Miyake, Chris: 1997  
 Mobley, Chris: 2006, 07, 08, 11  
 Molina, Angel: 2005, 2006  
 Molldrem, Craig: 2005, 2007  
 Moncrief, Carlos: 2012  
 Monsalve, Alex: 2012, 2014  
 Montano, Luis: 2009  
 Moore, Dylan: 2016  
 Moore, Frank: 2005, 2006, 2007  
 Moraga, David: 2000  
 Moran, Jimmy: 2016  
 Morel, Ramon: 1995, 1996  
 Morimando, Shawn: 2013, 2014  
 Morris, Warren: 1998  
 Morrison, Trevor: 2018  
 Moser, Todd: 2003, 2004  
 Moss, J.B.: 2016  
 Muniz, JC: 2005, 2006  
 Munoz, Omer: 1994, 1996  
 Murata, Toru: 2012  
 Murphy, Bill: 2004  
 Murphy, Mike: 2001  
 Murphy, Pete: 1991  
 Murphy, Tanner: 2016  
 Myers, Jimmy: 1994  
 Myles, Bryson: 2013

### - N -

Naquin, Tyler: 2013  
 Navarro, Raymar: 2016  
 Neely, Jeff: 1991  
 Neff, Marty: 1993  
 Negron, Kristopher: 2009, 2010  
 Neseth, Mike: 2015  
 Nestor, Scott: 2006, 2007  
 Neuhaus, Tucker: 2018  
 Nezelek, Andy: 1995  
 Niles, Drew: 2003, 2004, 2005  
 Nixon, Rob: 2012, 2013, 2014  
 Nolasco, Ricky: 2007  
 Nunez, Abraham: 1997

### - O -

O'Connor, Brian: 1998  
 O'Neal, Michael: 2016  
 Obregon, Omar: 2016  
 Ochoa, Blake: 2007  
 Odom, Joseph: 2015, 2016  
 Ojeda, Miguel: 1998  
 Olczak, Jon: 2017, 2018  
 Oliver, Connor: 2015  
 Olivera, Manny: 2006, 2007  
 Olsen, Scott: 2005  
 Ondrusek, Logan: 2009  
 Ontiveros, Emilio: 2008  
 Oquendo, Jonathan: 2017  
 Orimoloye, Demi: 2018  
 Ortega, Jorge: 2018  
 Ortiz, Braulio: 2018  
 Ortiz, Javier: 1993  
 Ortiz, Omar: 2003  
 Osik, Keith: 1991, 1992, 1993  
 Osting, Jimmy: 2001  
 Otero, Andy: 2015  
 Ottermess, Steven: 2009  
 Outman, Josh: 2015  
 Overman, Matt: 2005  
 Owens, Ryan: 2001, 2002

### - P -

Packer, Matt: 2012  
 Padgett, Matt: 2003  
 Parker, Logan: 2009, 2010  
 Parkinson, Eric: 1993  
 Parris, Steve: 1995, 1996  
 Parsons, Wes: 2015, 2016  
 Partch, Curtis: 2009, 2010, 2011  
 Pasquale, Nick: 2013  
 Paugh, Rick: 1997  
 Pearson, Jason: 2004  
 Pena, Elvis: 1999, 2000

Penny, Cody: 2013  
 Pennyne, Darwin: 1991  
 Pennyfeather, Will: 1991, 1992  
 Peoples, Michael: 2013, 2014  
 Peralta, Freddy: 2017  
 Perez, Felix: 2010, 2011  
 Perez, Smelin: 2008  
 Peters, Chris: 1995, 1996  
 Petersen, Bryan: 2008  
 Peterson, Brian: 2009  
 Peterson, Charles: 1995, 96, 97, 98  
 Peterson, David: 2015, 2016  
 Peterson, Dustin: 2015  
 Petrick, Ben: 1999  
 Pett, Jose: 1997  
 Petter, Kyle: 2012  
 Pfeifer, Phil: 2016  
 Phillips, Dan: 2002  
 Phillips, Evan: 2016  
 Phillips, J.R.: 2001  
 Phillips, Jason: 1997, 1998  
 Phipps, Denis: 2009, 2010, 2011  
 Phoenix, Steve: 1996  
 Piatt, Doug: 1993  
 Pickford, Kevin: 1997, 1998  
 Pierre, Juan: 2000  
 Pisciotta, Marc: 1994, 1995  
 Plutko, Adam: 2014  
 Polcovich, Kevin: 1992, 1993, 1994, 1995, 1997, 2003  
 Ponce, Cody: 2017  
 Pontbriant, Matt: 1996  
 Portuondo, Carlos: 2016  
 Porzio, Mike: 2000  
 Povse, Max: 2015, 2016  
 Powers, Jeff: 2001  
 Pressley, Josh: 2006  
 Price, Ryan: 2000  
 Price, Ryan: 2000  
 Psomas, Grant: 2007, 2008  
 Puckett, Cody: 2010, 2011  
 Purdom, John: 2007, 2008  
 Purdy, Alan: 1993

**- Q -**

Quintana, Zach: 2016

**- R -**

Raburn, Johnny: 2007  
 Radeke, Mason: 2013  
 Raleigh, Matt: 1999  
 Ralph, Curtis: 1995  
 Ralph, Curtis: 1995  
 Ramirez, Dan: 2000  
 Ramirez, Roberto: 1994

Randall, Scott: 1999, 2001  
 Randel, Kevin: 2006, 2007, 2008  
 Ratliff, Daryl: 1991, 92, 93, 94, 95, 96  
 Ravin, Josh: 2011  
 Rawitzer, Kevin: 1999  
 Ray, Corey: 2017  
 Rayl, Mike: 2012  
 Raynor, John: 2008  
 Reed, Eric: 2004, 2005  
 Reichenbach, J.D.: 2012, 2013  
 Resop, Chris: 2005  
 Reyes, Jose: 1998  
 Reyes, Rene: 2002  
 Reynolds, Chance: 1996  
 Rhinehart, Bill: 2011  
 Riggs, Eric: 2007  
 Rijo, Wendell: 2017  
 Rincon, Ricardo: 1998  
 Rivera, Lino: 1995  
 Roberts, Chris: 1999  
 Roberts, Daron: 2008  
 Roberts, James: 2014  
 Roberts, Will: 2012, 2013  
 Robertshaw, Britt: 2015  
 Robertson, Rich: 1992, 1999  
 Rodarte, Raul: 1995, 1996  
 Rodriguez, Henry: 2011  
 Rodriguez, Jose: 2004, 2005  
 Rodriguez, Luigi: 2013, 2014  
 Rodriguez, Nathan: 2018  
 Rodriguez, Roman: 1992, 1993  
 Rodriguez, Ronny: 2012  
 Rodriguez, Wuilder: 2017, 2018  
 Roegner, Cam: 2018  
 Roesler, Mike: 1991  
 Rogers, Tanner: 2005  
 Rohleder, Andy: 2004, 2005  
 Rojas, Miguel: 2010, 2011  
 Rojas, Robie: 2018  
 Romero, Mandy: 1991, 1992  
 Roney, Bradley: 2015  
 Roney, Matt: 2002  
 Roscetti, Nick: 2018  
 Rossiter, Mike: 1999  
 Ruebel, Matt: 1994, 1995  
 Rundgren, Rex: 2004, 05, 06, 07  
 Runion, Tony: 1998  
 Russ, James: 2004, 05, 06, 07  
 Ryan, Matt: 1995, 1997  
 Ryan, Rob: 2004  
 Rychel, Kevin: 1994, 1995, 1996

**- S -**

Sabourin, Jerrud: 2013, 2014  
 Saipe, Mike: 2000

Salazar, Carlos: 2015, 2016  
 Salazar, Danny: 2012  
 Sanchez, Anibal: 2006, 2008  
 Sanchez, Gaby: 2008  
 Sanchez, Miguel: 2018  
 Sanchez, Tino: 2002  
 Sanders, Tracy: 1997, 1998  
 Sanford, Chance: 1995, 1996, 1997  
 Santos, Jarrett: 2007, 2008  
 Sappelt, Dave: 2010  
 Saucedo, Matthew: 2003  
 Schrader, Jake: 2015  
 Schrager, Tony: 2006  
 Schreiber, Bruce: 1991, 92, 93, 94  
 Scivicque, Kade: 2016  
 Scott, Lorenzo: 2008  
 Seal, Scott: 2001  
 Sears, Todd: 2000, 2005  
 Seddon, Chris: 2007  
 Segovia, Joantgel: 2018  
 Seifert, Ryan: 2000, 2001  
 Serrano, Jimmy: 2007  
 Sever, Joe: 2013, 2014  
 Sexton, Jeff: 2000  
 Shanks, James: 2004, 2005  
 Shaw, Curtis: 1997, 1998  
 Shelton, Ben: 1991, 1992  
 Shouse, Brian: 1992, 1995  
 Shunick, Clayton: 2011  
 Sides, Grant: 2012, 2013, 2014  
 Siliga, Aaron: 2013  
 Silva, Jesus: 2007  
 Sims, Lucas: 2015  
 Sinkbeil, Brett: 2008  
 Skelton, James: 2011  
 Slaught, Don: 1995  
 Small, Aaron: 2003  
 Smit, Alex: 2009, 2010  
 Smith, Jordan: 2009, 2010  
 Smith, Jordan: 2013  
 Smith, Mark: 1997  
 Smith, Will: 2003  
 Smith, Zane: 1993  
 Snare, Ryan: 2003  
 Sobotka, Chad: 2016  
 Sodowsky, Clint: 2003, 2004, 2005  
 Sondrini, Joe: 1993  
 Sosa, Juan: 1999  
 Soto, Neftali: 2011  
 Sparks, Greg: 1991  
 Staton, T.J.: 1996, 1997, 1998  
 Stewart, Zach: 2009  
 Stokes, Jason: 2004  
 Stokes, Troy: 2017  
 Stoner, Mike: 2001  
 Stoops, Jim: 2000  
 Strange, Doug: 1998

Strelitz, Brian: 2004  
 Sturdevant, Tyler: 2012  
 Suarez, Benny: 2012, 2013, 2014  
 Suero, William: 1994  
 Sullivan, Kevin: 2002  
 Sulser, Cole: 2014  
 Supak, Trey: 2017, 2018  
 Swanson, Dansby: 2016  
 Sweet, Jon: 1996, 1997, 1998

**- T -**

Tabaka, Jeff: 2000  
 Tabor, Lee: 2009, 2010, 2011  
 Tafoya, Dennis: 1991, 1992, 1993  
 Taglienti, Jeff: 2000  
 Tankersley, Taylor: 2006  
 Tate, Richie: 2015  
 Taugner, Christian: 2018  
 Taylor, Graham: 2008  
 Taylor, Scott: 1996  
 Taylor, Seth: 2002  
 Tejada, Mike: 2002  
 Tejada, Enosil: 2013  
 Tejada, Isaías: 2016  
 Tellers, David: 1991, 1992  
 Temple, Jason: 1998  
 Tena, Hector: 2002  
 Terdoslavich, Joey: 2015  
 Terrero, Luis: 2010  
 Thobe, Steve: 1997, 1998  
 Thomas, Dillon: 2018  
 Thomas, Keith: 1992, 1993  
 Thompson, Aaron: 2008  
 Thompson, Daryl: 2010, 2011  
 Thompson, Doug: 2001, 2002  
 Thompson, Mark: 2001  
 Thompson, Travis: 2000, 2001  
 Thurman, Andrew: 2015, 2016  
 Tice, Jeremie: 2012  
 Tolar, Kevin: 1995, 1998  
 Toliver, Freddie: 1992, 1993  
 Tomlin, Randy: 1993  
 Toole, Justin: 2012, 2013  
 Tordi, Justin: 2009  
 Torres-Costa, Quintin: 2017  
 Torres, Andy: 2005  
 Torres, Jessie: 1991, 1992  
 Tracy, Jim: 1991  
 Trepagnier, Bryton: 2016  
 Tsamis, George: 1995  
 Tucker, Michael: 2004, 2005, 2006  
 Tucker, Ryan: 2008  
 Tyler, Scott: 2006, 2007

**- U -**

Ungs, Nic: 2003, 2004, 2005  
 Uribe, Juan: 2001  
 Urshela, Giovanni: 2012

**- V -**

Valdez, Wilson: 2003  
 Valenzuela, Luis: 2016  
 Valera, Francisco: 2013  
 Valerio, Charlie: 2013, 2014  
 Valiquette, Philippe: 2009, 2010  
 van den Hurk, Rick: 2007, 2008  
 Van Slyke, Andy: 1993  
 Vance, Cory: 2002  
 Vargas, Jason: 2005  
 Vavrek, Mike: 1999, 2000  
 Vazquez, Camilo: 2009  
 Vick, Logan: 2013, 2014  
 Vidal, Gilbert: 1999, 2000  
 Villafuerte, Brandon: 2007  
 Villarreal, Pedro: 2011  
 Volstad, Chris: 2007, 2008  
 Volstad, Chris: 2007, 2008

**- W -**

Wagner, Paul: 1992, 1997  
 Wainhouse, Dave: 1996  
 Wakefield, Tim: 1991, 1993  
 Walk, Bob: 1991  
 Wallace, Jeff: 1997  
 Walls, Doug: 1999  
 Walters, Blair: 2015  
 Ward, Zach: 2009  
 Warren, Chris: 2002  
 Washington, LeVon: 2012, 2014  
 Waszak, Andrew: 2015  
 Watkins, Pat: 1999  
 Watson, Sean: 2009, 2010  
 Webb, Ben: 1991, 1992  
 Webb, Braden: 2018  
 Webb, Travis: 2010, 2011  
 Webster, Seth: 2015  
 Wehner, John: 1991  
 Wendle, Joey: 2013  
 Whalen, Caleb: 2017  
 Whalen, Robert: 2015  
 White, Rick: 1992, 1993, 1996  
 Whitenack, Rob: 2013  
 Whitmore, Darrell: 1997  
 Wilkins, Marc: 1995, 1996, 1998  
 Williams, Chase: 2018  
 Williams, Devin: 2018  
 Willingham, Josh: 2003, 04, 06, 08  
 Willis, Dontrelle: 2003

Willis, Travis: 1995  
 Wilson, Craig: 1998  
 Wilson, Gary: 1994, 1995, 1997  
 Wilson, Josh: 2003, 2004  
 Wilson, Weston: 2017, 2018  
 Wimmer, Chris: 1998  
 Withrow, Matt: 2016  
 Wolf, Ross: 2005, 2006  
 Wolters, Tony: 2012, 2013  
 Womack, Tony: 1993, 1995  
 Wood, Tim: 2008  
 Wood, Travis: 2009  
 Woody, Abe: 2010  
 Wright, Ron: 1996  
 Wrigley, Jase: 2001, 2002

**- Y -**

Yacopino, Ed: 1991  
 Yamamoto, Jordan: 2017  
 Yarbrough, Brandon: 2010  
 Young, Chris: 2006, 2007  
 Young, Colin: 2002  
 Young, Jason: 2002  
 Young, Kevin: 1991  
 Yourkin, Matt: 2005, 06, 07, 08

**- Z -**

Zamarripa, Mark: 1999  
 Zambrano, Eddie: 1991  
 Zapata, Ramon: 1994  
 Zarate, Mauro: 2007  
 Zavala, Jorge: 2015  
 Zimmerman, Mike: 1992, 93, 94

PLAYER	YEAR(S) WITH CAROLINA	MLB DEBUT	PLAYER	YEAR(S) WITH CAROLINA	MLB DEBUT
Abercrombie, Reggie	2005	4/4/06	Cook, Aaron	2002	8/10/02
Aguila, Chris	2003	6/28/04	Cooke, Steve	1991, 1992, 1995, 1996	7/28/92
Aguilar, Jesus	2012	5/15/14	Corcoran, Tim	2008	6/14/05
Alfonzo, Eliezer	2004	6/3/06	Costanzo, Mike	2010, 2011	5/13/12
Allen, Cody	2012	7/20/12	Cousins, Scott	2008	9/3/10
Allensworth, Jermaine	1994, 1995	7/23/96	Cozart, Zack	2009	7/7/11
Alonso, Yonder	2009, 2010	9/1/10	Crawford, Carlos	1997, 1998	6/7/96
Ambres, Chip	2003, 2004	7/20/05	Cummings, Midre	1993	9/10/93
Anderson, Cody	2013	6/21/15	Davis, Brad	2007, 2008	7/21/10
Anderson, Jimmy	1996, 1997	7/4/99	Davis, Kane	1997, 1998	6/12/00
Andino, Robert	2005	9/4/05	De Aza, Alejandro	2006, 2007	4/2/07
Araujo, Elvis	2013, 2014	5/5/15	Del Rosario, Enerio	2009	5/24/10
Armstrong, Shawn	2012	8/8/15	Delgado, Jesus	2007, 2008	9/17/08
Arredondo, Jose	2011	5/14/08	Dessens, Elmer	1995, 1996	6/24/96
Arroyo, Bronson	1998	6/12/00	Diaz, Yandy	2014	4/3/17
Atkins, Garrett	2002	8/3/03	DiFelice, Mark	2000, 2001	5/18/08
Aude, Richard	1992, 1993	9/9/93	Dillon, Joe	2004	5/18/05
Ausanio, Joseph	1991	7/14/94	Encarnacion, Angelo	1994	5/2/95
Badenhop, Burke	2008	4/9/08	Ericks, John	1994	6/24/95
Bailey, Roger	1999	4/27/95	Fajardo, Hector	1991	8/10/91
Banister, Jeff	1993	7/23/91	Fansler, Stanley	1991, 1992	9/6/86
Bard, Josh	2001	8/23/02	Figgins, Chone	2001	8/25/02
Barnes, Clint	2002	9/5/03	Figueroa, Luis	1998	6/27/01
Barone, Daniel	2006, 2007, 2008	7/23/91	Francisco, Juan	2009	9/14/09
Bautista, Denny	2003	5/25/04	Frazier, Todd	2009	5/23/11
Bazardo, Yorman	2005	5/26/05	Fredrickson, Scott	1997	4/29/93
Beamon, Trey	1994	8/4/96	Freeman, Choo	2002	6/4/04
Beatty, Blaine	1993, 1996, 1997	9/16/89	Freeman, Justin	2010, 2011	4/17/13
Beckett, Josh	2003	9/4/01	Fulchino, Jeff	2004	6/22/06
Beckham, Gordon	2016 (MLB Rehab)	6/4/09	Garcia, Freddy	1997	5/2/95
Belisario, Ronald	2004	4/7/09	Garcia, Harvey	2007	9/3/07
Benson, Kris	1997	4/9/99	Garcia, Jose	2006	9/11/06
Bentz, Chad	2005	4/7/04	Gerut, Jody	2000	4/26/03
Berry, Quintin	2011	5/23/12	Gil, Jerry	2009, 2010	8/22/04
Blank, Matt	2006	4/3/00	Gonzalez, Adrian	2003	4/18/04
Boever, Joseph	1996	7/19/85	Gonzalez, Edgar	2006	5/12/08
Boxberger, Brad	2010, 2011	6/10/12	Gonzalez, Erik	2014	7/16/16
Bradley, Ryan	2002	8/22/98	Gonzalez, Lariel	1999	9/22/98
Briceno, Jose	2015	5/26/18	Gracesqui, Franklyn	2003	4/29/04
Brock, Tarrik	1999	3/29/00	Grandal, Yasmani	2011	6/2/12
Brown, Adrian	1996, 1997	5/16/97	Gregorius, Didi	2011	9/5/12
Brown, Emil	1998	4/3/97	Haase, Eric	2014	8/10/18
Brumfield, Jacob	1995	4/6/92	Hackman, Luther	1999	9/1/99
Bullett, Scott	1992	9/3/91	Hamulack, Tim	2011	9/2/05
Burnes, Corbin	2017	7/10/18	Hancock, Leland	1992, 1993	9/3/95
Cabrera, Mauricio	2015	6/27/16	Hanhold, Eric	2017	9/4/18
Cabrera, Miguel	2003	6/20/03	Harper, Brandon	2003	8/9/06
Camargo, Johan	2015	4/11/17	Harris, Gene	1996	4/5/89
Canale, George	1995	9/3/89	Hayes, Brett	2007, 2008	5/22/09
Carpenter, Bubba	2001	5/13/00	Heisey, Chris	2009	5/3/10
Carroll, Brett	2007	6/17/07	Heller, Ben	2014	8/26/16
Carroll, Scott	2009, 2010	4/27/14	Hermansen, Chad	1997	9/7/99
Cecena, Jose	1993	4/6/88	Hermida, Jeremy	2005	8/31/05
Chacon, Shawn	2000	4/29/01	Hernandez, Alexander	1998	9/1/00
Chapman, Aroldis	2011 (MLB Rehab)	8/31/10	Hill, Milt	1995	8/1/91
Chouinard, Bobby	2002	5/26/96	Holliday, Matt	2002	4/16/04
Christiani, Nick	2011	8/23/13	Holman, Shawn	1996	9/5/89
Christiansen, Jason	1993, 1994, 1997	4/26/95	Holt, Tyler	2012	7/6/14
Christman, Tim	2000	4/21/01	Hope, John	1993	8/29/93
Clevinger, Mike	2014	5/18/16	Horst, Jeremy	2009, 2010	5/28/11
Closser, JD	2002	6/30/04	House, Craig	2000, 2003	8/6/00
Coghlan, Chris	2008	5/8/09	House, TJ	2012	5/17/14
Cole, Victor	1991, 1993	6/6/92	Hudson, Luke	2001	7/1/02
Collier, Lou	1996	6/28/97	Huisman, Justin	2002	4/25/04
Colon, Joseph	2013	7/8/16	Jacobs, Mike	2007	8/21/05

PLAYER	YEAR(S) WITH CAROLINA	MLB DEBUT	PLAYER	YEAR(S) WITH CAROLINA	MLB DEBUT
Jennings, Jason	2000, 2001	8/23/01	Parris, Steve	1995, 1996	6/21/95
Johnson, Jason	1997	8/27/97	Partch, Curtis	2009, 2010, 2011	6/9/13
Johnson, Josh	2005	9/10/05	Pearson, Jason	2004	6/4/02
Johnson, Mark	1992, 1993, 1994	4/26/95	Pena, Elvis	1999, 2000	9/2/00
Jordan, Ricky	2002	7/17/88	Pennyfeather, Will	1991, 1992	6/27/92
Jorgensen, Ryan	2003	8/8/05	Peters, Chris	1995, 1996	7/19/96
Joseph, Donnie	2011	7/11/13	Petersen, Bryan	2008	10/3/12
Kendall, Jason	1994, 1995	4/1/96	Petrick, Ben	1999	9/1/99
Kensing, Logan	2005	9/10/04	Peralta, Freddy	2017	5/13/18
Kent, Steven	2003	4/4/02	Peterson, Dustin	2015	5/28/18
Kiser, Garland	1994	9/9/91	Phillips, Evan	2016	7/3/18
Konuszewski, Dennis	1994, 1995, 1996, 1997	8/4/95	Phillips, J.R.	2001	9/3/93
LaMarre, Ryan	2011	8/22/15	Phillips, Jason	1997	4/5/99
Lamb, David	2001	4/12/99	Phipps, Denis	2011	9/3/12
Lawrence, Sean	1995, 1996	8/25/98	Phoenix, Steven	1996	7/30/94
Lee, David	1999	5/22/99	Pickford, Kevin	1997, 1998	5/16/02
Lehr, Justin	2011	6/20/04	Piatt, Douglas	1993	6/11/91
Leiper, David	1993	9/2/84	Pierre, Juan	2000	8/7/00
Lewis, Fred	2011	9/1/06	Pisciotta, Marc	1994, 1995	6/30/97
Lieber, Jonathan	1993, 1994	5/15/94	Plutko, Adam	2014	9/24/16
Lindor, Francisco	2013	6/14/15	Polcovich, Kevin	1992, 93, 94, 95, 97, 03	5/17/97
Loaiza, Esteban	1993, 1994	6/11/08	Porzio, Mike	2000	7/9/99
Lugo, Ruddy	2004	4/3/06	Povse, Max	2015, 2016	6/22/17
Magrann, Tom	1991	9/7/89	Ramirez, Roberto	1994	6/12/98
Malave, Jose	1999	5/23/96	Randall, Scott	1999, 2001	8/26/03
Maloney, Matt	2009	6/6/09	Ravin, Josh	2011	6/2/15
Marksberry, Matt	2015	7/31/15	Raynor, John	2008	4/8/10
Martin, Al	1997 (MLB Rehab)	7/28/92	Reed, Eric	2004, 2005	4/3/06
Martinez, Carlos	2005, 2007, 2008	4/3/06	Resop, Chris	2005	6/28/05
Maybin, Cameron	2008	8/17/07	Reyes, Rene	2002	7/22/03
McConnell, Sam	1998	6/25/04	Rincon, Ricardo	1998	4/3/97
McCurry, Jeffrey	1993, 1994	5/6/95	Robertson, Rich	1992, 1999	4/30/93
McKeel, Walt	2000, 2001	9/14/96	Rodriguez, Henry	2011	9/2/12
McLeary, Marty	2003	8/22/04	Rodriguez, Jose	2005	5/18/00
Merritt, Ryan	2014	5/30/16	Rodriguez, Ronny	2012	5/31/18
Mesoraco, Devin	2010	9/3/11	Roesler, Michael	1991	8/9/89
Messenger, Randy	2003, 2004	6/22/05	Rojas, Miguel	2010, 2011	6/6/14
Miceli, Daniel	1993, 1996	9/9/93	Romero, Mandy	1991, 1992	7/15/97
Miller, Andrew	2008 (Rehab)	8/30/06	Roney, Matt	2002	4/2/03
Miller, Jai	2007	6/22/08	Ruebel, Matt	1994, 1995	5/21/96
Miller, Paul	1991, 1993	7/30/91	Ryan, Rob	2004	8/20/99
Minor, Blas	1991	7/28/92	Saibe, Mike	2000	6/25/98
Minor, Ryan	2004	9/13/98	Salazar, Danny	2012	7/11/13
Minter, A.J.	2016	8/23/17	Sanchez, Anibal	2006	6/25/06
Moncrief, Carlos	2012	7/29/17	Sanchez, Gaby	2008	9/17/08
Moraga, David	2000	6/11/00	Sanford, Chance	1995, 1996, 1997	4/30/98
Morel, Ramon	1995, 1996	7/6/95	Sappelt, Dave	2010	8/7/11
Morimando, Shawn	2014	7/2/16	Sears, Todd	2000, 2005	9/17/02
Morris, Warren	1998	4/5/99	Seddon, Chris	2007	9/3/07
Murata, Toru	2012	6/28/15	Serrano, Jimmy	2007	8/7/04
Murphy, Bill	2004	9/3/07	Shelton, Ben	1991, 1992	6/16/93
Myers, Jimmy	1994	4/6/96	Shouse, Brian	1992, 1995	7/31/93
Naquin, Tyler	2013	4/5/16	Sims, Lucas	2015	8/1/17
Negron, Kristopher	2009, 2010	6/7/12	Sinkbeil, Brett	2008	9/15/10
Nolasco, Ricky	2007	4/5/06	Slaughter, Don	1995	7/6/82
Nunez, Abraham	1997	8/27/97	Small, Aaron	2003	6/11/94
O'Connor, Brian	1998	5/13/00	Smith, Jordan	2009, 2010	6/15/10
Ojeda, Miguel	1998	5/17/03	Smith, Mark	1997	5/14/94
Olsen, Scott	2005	6/25/05	Smith, Zane	1993	9/10/84
Ondrusek, Logan	2009	4/5/10	Snare, Ryan	2003	8/6/04
Ortiz, Javier	1993 (MLB Rehab)	6/15/90	Sobotka, Chad	2016	8/10/18
Osik, Keith	1992, 1993	4/5/96	Sodowsky, Clint	2003, 2004, 2005	9/4/95
Osting, Jimmy	2001	5/2/01	Sosa, Juan	1999	9/10/99
Outman, Josh	2015 (MLB Rehab)	9/2/08	Soto, Neftali	2011	5/18/13
Parsons, Wes	2015, 2016	8/9/18	Stewart, Zach	2009	6/16/11

PLAYER	YEAR(S) WITH CAROLINA	MLB DEBUT
Stoops, Jim	2000	9/9/98
Strange, Doug	1998	7/13/89
Sturdevant, Tyler	2012	5/24/16
Suero, William	1994	4/9/92
Swanson, Dansby	2016	8/17/16
Tabaka, Jeff	2000	4/19/94
Tankersley, Taylor	2006	6/3/06
Taylor, Graham	2008	4/26/09
Taylor, Scott	1996	9/17/92
Terdoslavich, Joey	2015 (MLB Rehab)	7/4/13
Terrero, Luis	2010	7/10/03
Thompson, Aaron	2008	8/24/11
Thompson, Daryl	2010, 2011	6/21/08
Thompson, Mark	2001	7/26/94
Tolar, Kevin	1995, 1998	9/11/00
Toliver, Freddie	1992, 1993	9/15/84
Tomlin, Randy	1993	8/6/90
Tsamis, George	1995	4/26/93
Tucker, Ryan	2008	6/8/08
Uribe, Juan	2001	4/8/01
Urshela, Giovanny	2012	6/9/15
Valdez, Wilson	2003	9/7/04
van den Hurk, Rick	2007, 2008	4/10/07
Van Slyke, Andy	1993 (MLB Rehab)	6/17/83
Vance, Cory	2002	9/21/02
Vargas, Jason	2005	7/14/05
Villafuerte, Brandon	2007	5/23/00
Villarreal, Pedro	2011	9/5/12
Volstad, Chris	2007, 2008	7/6/08
Wagner, Paul	1992, 1997	7/26/92
Wainhouse, David	1996	8/3/91
Wakefield, Tim	1991, 1993	7/31/92
Walk, Bob	1991	5/26/80
Wallace, Jeff	1997	8/21/97
Watkins, Pat	1999	9/9/97
Player	Year(s) with Mudcats	MLB Debut
Wehner, John	1991	7/17/91
Wendle, Joey	2013	8/31/16
Whalen, Rob	2015	8/3/16
White, Rick	1992, 1993, 1996	4/6/94
Whitmore, Darrell	1997	6/25/93
Wilkins, Marc	1995, 1996, 1998	5/11/96
Willingham, Josh	2003, 2004, 2006	7/6/04
Willis, Dontrelle	2003	5/9/03
Wilson, Craig	1998	4/22/01
Wilson, Gary	1994, 1995, 1997	4/28/95
Wilson, Josh	2003	9/7/05
Wolf, Ross	2005, 2006, 2007	8/10/07
Wolters, Tony	2013	4/5/16
Womack, Tony	1993, 1995	9/10/93
Wood, Tim	2008	6/25/09
Wood, Travis	2009	7/1/10
Young, Jason	2002	5/12/03
Young, Kevin	1991	7/12/92
Zambrano, Eduardo	1991	9/19/93
Zarate, Mauro	2007	8/7/07

A photograph of a stadium renovation project. The image shows a concrete frame under construction, with several tall, rectangular concrete columns and horizontal beams. A tall stadium light tower is visible in the background. The sky is blue with some clouds. In the foreground, there is a large concrete wall and some construction debris. The text "RENOVATION OF FIVE COUNTY STADIUM" is overlaid in the top left corner.

**RENOVATION OF FIVE COUNTY STADIUM**

**IMPORTANT  
DATES & MOMENTS**

**CAROLINA MUDCATS MLB AFFILIATE HISTORY**



						
<b>1991-1998</b>	<b>1999-2002</b>	<b>2003-2008</b>	<b>2009-2011</b>	<b>2012-2014</b>	<b>2015-2016</b>	<b>2017-Present</b>

**IMPORTANT DATES & MOMENTS**

**1988**

August 1, 1988: Future Carolina Mudcats owner Steve Bryant finalizes purchase of Columbus Astros (Double-A, Southern League) franchise from the Preston group in Columbus, GA. Bryant also purchased the Carolina League's Greensboro Hornets in 1988.

**1989**

Steve Bryant re-brands the Columbus Astros as the Columbus Mudcats and expands the team front office. The new team name is chosen by local fans following a name the team contest. Mudcats, Generals, Cannons, River Rats and Scrambled Dogs were among the thousands of suggestions submitted by fans.

**1990**

Following the 1990 season, the Columbus Mudcats announce plans to move to Zebulon, North Carolina and become the Carolina Mudcats.

The new Mudcats brand proves to be a hit as merchandise sales top \$225,000. *Sports Illustrated* and *Baseball Weekly* both noted that Mudcats' hats were purchased by Muhammad Ali, Willard Scott and President Jimmy Carter.

**1991**

Pittsburgh Pirates affiliation begins: The Mudcats concluded their player development agreement with the Houston Astros following the 1990 season and began a new agreement with the Pittsburgh Pirates.

April 11, 1991: The first ever game in Carolina Mudcats history results in a 1-0 loss in Greenville, SC versus the Braves (Atlanta Braves).

April 19, 1991: With Five County Stadium still under construction, the Mudcats begin playing games at Fleming Stadium in Wilson, NC. The Mudcats defeated the visiting Greenville Braves 5-1 in their first home game of the season.

July 3, 1991: The Mudcats officially make their home debut at Five County Stadium in Zebulon in front of a crowd of 7,333 (L, 6-5 vs. Greenville). Workers were still installing the stadium seats when the Mudcats finally began their home slate of games in Zebulon on July 3, 1991. Those same workers then doubled as ushers as they installed seats for fans as they entered through the gates. Stadium workers also had to physically raise a flag pole during the opening night rendition of the National Anthem before the game.

Raleigh Hot Stove Banquet awards Steve Bryant its annual Will Wynne Award. The award, presented is given to the North Carolinian who has done the most for baseball in the Tar Heel State.

**1992**

May 8, 1992: RHP Mike Zimmerman and RHP Dennis Tafoya combined on the first no-hitter in Carolina team history as the Mudcats defeated Chattanooga, 1-0 on May 8.

May 11, 1992: The Pittsburgh Pirates defeat the Mudcats 4-1 in a MLB exhibition game in front of 7,412 fans at Five County Stadium.

**1993**

The Mudcats set a new triangle team area attendance record after drawing over 328,000 people to the still growing Five County Stadium in Zebulon.

**1994**

Manager Bobby Meacham leads the Mudcats to a 74-66 record and to the Southern League first half (44-26) Eastern Division title. The Mudcats then went on to defeat Greenville three games two in the Eastern Division Playoffs, before falling three games to one to Huntsville in the Southern League Championship series.

April 17, 1994: A crowd of 8,067 see the Mudcats

take on (then) retired NBA star Michael Jordan and the Birmingham Barons (Chicago White Sox) at Five County Stadium His "Airmess" went 2-for-4 in the first game of a series between the Barons and Mudcats in Zebulon on April 17, 1994.

April 21, 1994: The Pittsburgh Pirates defeat the Mudcats 4-3 in a MLB exhibition game in front of 7,412 fans at Five County Stadium.

1B/OF Mark Johnson named Southern League MVP after hitting a Southern League high 23 home runs and batting .276/.384/.515 with 107 hits, 85 RBI and 69 runs in 111 games.

## 1995

### Southern League Championship

Manager Trent Jewett leads the Mudcats to an 89-55 record and their first Southern League Championships title. The Mudcats defeated Orlando three games to two in the Eastern Division playoffs before eventually winning three out of five versus Chattanooga in the Southern League Championship series.

May 1, 1995: 3B George Canale homers in the fifth, sixth (grand slam) and ninth innings all while driving in six RBI in a 14-7 win in Jacksonville.

June 21, 1995: 1B Michael Brown, 3B George Canale, SS Tony Womack and OF Jonathan Farrell turn first triple play in team history (vs. Greenville).

Jason Kendall named Southern League MVP after finishing second in the league in batting (.326) and on-base percentage (.414). Kendall also totaled 140 hits, 87 runs, 56 walks and just 22 strikeouts over 117 games in what was his second season with the Mudcats.

## 1996

May 2, 1996: The Mudcats defeat the Pittsburgh Pirates 12-0 in a MLB exhibition game at Five County Stadium.

May 5, 1996: INF/OF Ken Bonifay, INF Chance Sanford and C Rob Leary turn 5-4-3, 10th-inning triple play versus Memphis.

July 4, 1996: A franchise record 9,281 fans watch the Mudcats defeat the Knoxville Smokies 7-5 on July 4, 1996 at Five County Stadium.

August 12, 1996: 3B George Canale becomes first

Mudcats player with six hits in a game after going 6-for-9 with a double, two triples and 5 RBI in a 17-inning game versus the Port City Roosters (Seattle Mariners). Canale's record setting night also featured the game winning single as the Mudcats defeated Port City 12-11.

*Baseball America* awards the Mudcats the prestigious Bob Freitas Award for outstanding organizational achievement and success at the Double-A level

## 1997

July 19, 1997: Chad Hermansen becomes first Mudcats player to hit for the cycle after going 4-for-6 with three RBI at Birmingham.

July 21, 1997: The Mudcats host the Southern League All-Star game featuring the Southern League All-Stars versus the Seattle Mariners at Five County Stadium. Future Hall of Famer Ken Griffey Jr. and fellow Seattle teammates Jay Buhner, Edgar Martinez and Joey Cora all make the trip to Zebulon where the Southern League All-Stars defeated the Mariners 9-3.

## 1998

May 26, 1998: In his third game with the Mudcats, C Jose Reyes knocked in seven runs on the strength of two three-run homers and an RBI ground out in a 16-12 loss to Birmingham.

## 1999

Colorado Rockies affiliation begins: The Mudcats concluded their player development agreement with the Pittsburgh Pirates following the 1998 season and began a new agreement with the Colorado Rockies.

A two year renovation of Five County Stadium is completed. The rebuild includes new light towers, renovated seating and a new outfield wall.

April 27, 1999: SS Juan Sosa, OF Tarrik Brock and OF John Cotton combine to hit three home runs in the ninth inning on April 27, 1999 versus Orlando. Sosa and Brock hit back-to-back home runs in the top of the ninth inning and Cotton hit a two-run shot two batters later to lift the Mudcats over Orlando, 9-8.

May 9, 1999: Ben Petrick becomes second Mudcat to hit for the cycle (vs. Huntsville). Petrick hit a home run in the second, had a go-ahead RBI

double in the fourth and broke a 2-2 tie in the sixth with a two-run triple. He later added a single in the eighth to complete the cycle.

## 2000

May 29, 2000: Juan Pierre went 5-for-6 with an RBI in an 8-6 win at Jacksonville on May 29. Pierre hit an RBI single during a four-run second inning and doubled and scored in the fifth.

August 12, 2000: 2B Steve Goodell hit a walk-off grand slam in the bottom of the ninth inning as the Mudcats scored the last seven runs of the game to beat Chattanooga, 7-3.

OF Juan Pierre wins the Southern League Batting Championship after hitting .326/.376/.380 with 143 hits over 107 games. Pierre also scored 63 runs, stole 46 bases and totaled 33 walks against only 26 strikeouts during the 2000 season.

RHP Shawn Chacon set the Carolina Mudcats franchise record for strikeouts in a season with 172. The 22-year-old Chacon went 10-10 with a 3.18 ERA, four complete games and three shutouts over 27 games and 173.2 innings for the Mudcats in 2000. He also finished the year with 10 home runs allowed, 85 walks, a 1.36 WHIP and nine hit batters.

## 2001

August 24-25, 2001: 1B J.R. Phillips hit four home runs in two games between August 24 and August 25. Phillips knocked in six runs as the Mudcats dropped a pair of games to Tennessee.

June 26, 2001: 3B Ryan Owens slugged a pair of three-run homers for a career-high six RBI as the Mudcats defeated Orlando, 11-5.

## 2002

June 10, 2002: OF Rene Reyes hit for the cycle, going 4-for-4 with three RBI and three runs scored. Reyes drilled a two-run shot in the second inning, tripled in the fourth, singled in the seventh and lined an RBI double in the eighth on June 10, 2002 in Greenville.

July 14, 2002: OF Matt Holliday went 3-for-3 with a homer and six RBI in the Mudcats' 18-5, six-inning triumph over Birmingham in a contest that was cut short due to wet grounds on July 14.

July 21, 2002: OF Matt Holliday went 4-for-4 with

five runs scored to help the Mudcats defeat the Tennessee Smokies, 12-3, on July 21.

July 28, 2002: The Mudcats committed seven errors, threw five wild pitches, allowed 16 runs and RHP Ricky Cercy broke a 26-year-old Southern League record with four hit batters in an inning during a 16-4 loss to Greenville on July 28. With the temperatures reaching the 100-degree mark and the humidity extremely high as well, Cercy ran into problems in the seventh inning. He committed an error, allowing the first batter of the inning to reach and hit the second batter. After the third hitter of the inning reached on an error and the fourth hit a sacrifice fly, Cercy plunked three consecutive batters. The four hit batters in one inning broke a Southern League record that was established in 1976. For the game, did not surrender a hit, allowed seven unearned runs, two walks while striking out two, throwing three wild pitches and hitting four batters in just two innings of work.

## 2003

### Southern League Championship

Manager Tracy Woodson leads the Mudcats to an 80-58 record and to the club's second Southern League Championship in team history. The Mudcats first defeated Tennessee 3-1 in the Eastern Division playoffs before eventually defeating Huntsville three games to two in the Southern League Championship series.

Florida Marlins affiliation begins: The Mudcats concluded their player development agreement with the Colorado Rockies following the 2002 season and began a new agreement with the Florida Marlins.

March 29, 2003: The Florida Marlins defeat the Mudcats 4-3 in a MLB exhibition game at Five County Stadium.

April 3, 2003: 3B Miguel Cabrera goes 1-for-4 with a grand slam in his Mudcats' debut on Opening Night (April 3) in 2003. The future Triple Crown Award Winner went on to hit .365 over 69 games for the Mudcats in 2003.

April 9, 2003: LHP Ryan Snare, LHP Steve Kent and RHP Ryan Baker combined to throw the second no-hitter in club history as the Mudcats defeated Mobile, 1-0, in the second game of a doubleheader on April 9. Snare allowed three walks and struck out six over the first five innings. Kent recorded a line out, a fly out and fanned a batter in

the sixth to pick up the win and Baker earned his second save of the season with a perfect seventh, striking out one.

May 3, 2003: LHP Dontrelle Willis makes his final start with the Mudcats in Jacksonville (8.0 IP, 3 H, 2 R, 2 ER, 2 HR, 3 BB, 4 SO). Willis went 4-0 with a 1.49 ERA in his last six Southern League starts before being promoted to the Florida Marlins.

OF Chris Aguila wins the Southern League Batting Championship after hitting .320/.384/.499 with 108 hits over 93 games. Aguila also scored 58 runs and totaled 21 doubles, three triples, 11 home runs and 55 RBI in 2003.

INF/OF Billy Hall finishes the season with a Southern League leading 45 stolen bases. Hall was also caught just four times.

## 2004

April 14, 2004: RHP Trevor Hutchinson (6.0 IP) and RHP Kevin Cave (1.0 IP) combined to throw the third no-hitter in Carolina franchise history as the Mudcats defeated Huntsville, 5-0, in a doubleheader on April 14.

## 2005

July 29, 2005: RHP Nic Ungs pitches the first and only *complete game, nine-inning* no-hitter in Mudcats' history on July 29, 2005 at West Tenn. Ungs struck out seven, walked five and induced 13 groundball outs (including two double plays) in the historic performance.

Eight different Mudcats were promoted directly to the major leagues including Jeremy Hermida, Chris Resop, Scott Olsen, Logan Kensing, Yorman Bazardo, Robert Andino, Jason Vargas and Josh Johnson. Chad Bentz also earned a call-up after making a short stop in Triple-A before the Marlins recalled him early in the season.

## 2006

RHP Anibal Sanchez goes 3-6 with a 3.15 ERA, two complete games, one shutout and 92 strikeouts over 15 starts and 85.2 innings for the Mudcats before earning a promotion to the Florida Marlins and making his MLB debut on June 25, 2006 in New York against the Yankees. Sanchez went on to go 10-3 with a 2.83 ERA and 72 strikeouts over 18 games (17 starts) and 114.1 innings with the Marlins. Sanchez also threw a 103-pitch no-hitter to lead the Florida Marlins by the Arizona Diamond-

backs at Dolphin Stadium on September 6, 2006. After completing the no-no, Sanchez became the first rookie to throw a no-hitter since St. Louis' Bud Smith achieved the feat in 2001. Sanchez struck out six and walked four.

## 2007

OF Dante Brinkley hits first inning leadoff home runs on April 28 in Tennessee (off Paul Schappert), May 15, 2007 vs. Huntsville (off Steve Hammond) and June 9, 2007 vs. Tennessee (off Mark Holliman).

OF Jai Miller hits three home runs in a game first started on July 24, 2007, but later finished on July 25, 2007 after the game was originally suspended due to rain. Miller hit one home run on July 24 and two on July 25.

## 2008

Manager Matt Raleigh leads the 2008 Mudcats to an 80-60 record and to the Southern League second half (42-28) Northern Division title. The Mudcats went on to sweep the West Tenn Diamond Jaxx in the North Division Playoffs, before falling three games to two to Mississippi in the Southern League Championship series.

OF John Raynor hits first inning leadoff home runs on June 6 vs. Chattanooga (off BJ LaMura), July 7, 2008 vs. Tennessee (off Donnie Veal) and July 9, 2008 at Birmingham (off Justin Cassel).

July 1, 2008: 3B Lee Mitchell becomes second Mudcats player (Ben Petrick, 1999) to hit into a triple play. (1st inning: L. Mitchell pops into a triple play, I. De Jesus to S. Justis, C. Coghlan out at 2nd, G. Sanchez out at 1st.)

August 1, 2008: OF Grant Psomas, C Brad Davis and SS Chris DeLaCruz hit back-to-back-to-back (two-out) home runs in the fourth innings off P Esmailin Caridad in Tennessee.

August 19, 2008: SS Manuel Mayora and 1B Alberto Concepcion team on third triple in franchise history. (6-3, 4th inning: J. Schafer singles to pitcher. J. Guzman singles through the hole at shortstop, J. Schafer to 2nd. G. Creek lines into a triple play, M. Mayorson to A. Concepcion to M. Mayorson, J. Schafer out at 2nd, J. Guzman out at 1st.)

OF John Raynor finishes the 2008 season with a Southern League leading 47 stolen bases.

1B Gaby Sanchez named Southern League MVP after hitting a Southern League high 42 doubles and batting .314/.404/.513 with 150 hits, 17 home runs, 92 RBI, 69 walks and 70 runs in 133 games.

## 2009

Cincinnati Reds affiliation begins: The Mudcats concluded their player development agreement with the Florida Marlins following the 2008 season and began a new agreement with the Cincinnati Reds.

April 3, 2009: The Mudcats host the Future Stars vs. Cincinnati Reds exhibition game at Five County Stadium, the Future Stars defeated the Reds 12-4.

INF/OF Sean Henry hits first inning leadoff home runs on June 4 vs. Tennessee (off Casey Lambert), June 11, vs. West Tenn (off Steve Bray), June 23 vs. Jacksonville (off Willie Glenn) and June 24 vs. Jacksonville (off Graham Taylor).

July 31, 2009: 1B Justin Tordi, C Chris Denove and 3B Juan Francisco turn fourth triple play in franchise history. 3-2-5, 3rd inning: 1st/3rd, no outs: Chopper to 1B Justin Tordi, tapped bag for first out, threw home on Gaby Martinez trying to score, tag applied by C Chris Denove for 2nd out; Lucas May rounded 2nd base, running halfway toward third as out at plate was made, and ran toward third; Denove threw to 3B Juan Francisco to triple up Lookouts

June 20, 2009: INF Eric Eymann hits into third triple in franchise history, 5-4-3: Todd Frazier at 2B, Zack Cozart at 1B: One-hopper to third base bag, stopped by Jonathan Mota, throw to 2B Tony Thomas, relay to 1B Doug Deeds.

LHP Travis Wood named Southern League Most Outstanding Pitcher after finishing the season as the league leader in earned run average (1.21), WHIP (0.97), average against (.189), highest SO/9ip ratio (7.79) and fewest baserunners/9ip ratio (9.08).

## 2010

OF Dave Sappelt named Southern League MVP after batting a league best .361 with 119 hits, nine home runs and 62 RBI in just 89 games. Sappelt also finished his MVP season with a .416 OBP, .548 SLG and .964 OPS.

## 2011

August 29, 2011: Neftali Soto hits 30th home run of the season, setting the Mudcats' franchise record for home runs in a single year (vs. Montgomery, off Sergio Espinosa). Soto finished the season tied with Mobile Paul Goldschmidt for the Southern League lead in home runs.

## 2012

The Mudcats franchise changes classifications from Double-A to Class-A Advanced and shifts from the Southern League to the Carolina League.

Owner Steve Bryant ensures the long-term sustainability of the Mudcats by shifting the club from the Double-A Southern League to the Class-A Advanced Carolina League in 2012. In order to make the transition possible, Bryant sold his Double-A franchise to an investment group in Pensacola, Florida, then purchased the Carolina League's Kinston Indians and moved the Kinston franchise to Zebulon where they would become the Mudcats of today. The Double-A version of the Mudcats then became the Pensacola Blue Wahoos.

Cleveland Indians affiliation begins: The Mudcats concluded their player development agreement with the Cincinnati Reds following the 2011 season and began a new agreement with the Cleveland Indians.

April 3, 2012: The Cleveland Indians defeat the Mudcats 13-0 in a MLB exhibition game in front of 7,412 fans at Five County Stadium.

April 6, 2012: The Mudcats score 11 runs on 14 hits while defeating the Winston-Salem Dash 11-2 in the first game in the Mudcats' Carolina League era game.

August 25, 2012: UTL Justin Toole plays all nine positions in a 4-2 victory versus the Salem Red Sox at Five County Stadium. Toole started in right field before playing in a different position each inning in a special "Toole Time" promotion. Toole finished the game by catching (first time in his career) the eighth and pitching the ninth. He gave up a pair of solo homers in the ninth, but then struck out the final two batters to complete the 4-2 win.

## 2013

July 15, 2013: OF Bryson Myles goes 2-for-4 at Frederick on July 15, 2013 in the first game of his franchise record 23-game hitting streak (July 15: August 11, 2013). Myles hit .413/.457/.587

and went 38-for-92 with 13 runs, six doubles, two triples, two home runs and 21 RBI.

RHP Cody Anderson named Carolina League Pitcher of the Year after finishing the season as the league leader in earned run average (2.34) over 23 games, 123.1 innings pitched. Anderson also finished the season going 9-4 with 112 strikeouts, 31 walks and a .236 average against.

## 2014

LHP Ryan Merritt led the Carolina League in wins (13) and innings pitched (160.1). Merritt also finished the season ranked third in earned run average (2.58).

## 2015

Atlanta Braves affiliation begins: The Mudcats concluded their player development agreement with the Cleveland Indians following the 2014 season and began a new agreement with the Atlanta Braves.

May 12, 2015: The team is involved in an overnight bus accident while traveling between Salem, VA and Myrtle Beach, SC. Several Mudcats players were placed on the disabled list and missed significant time due to the accident. The ensuing series in Myrtle Beach was postponed and the club did not return to action until May 15, 2005. After resuming the season, the team went on to lose 12 straight games (matching a franchise record). The Mudcats had won nine straight games before the accident.

## 2016

The 2016 Mudcats finished the season at 52-87, matching the club record for fewest wins in franchise history. The 1992 Mudcats finished 52-92 and with a .361 winning percentage, while the 2016 squad finished a winning percentage of .374.

## 2017

Milwaukee Brewers affiliation begins: The Mudcats concluded their player development agreement with the Atlanta Braves following the 2016 season and began a new agreement with the Milwaukee Brewers.

April 21, 2017: INF Jake Gatewood goes 3-for-4 vs. Buies Creek in the first game of his franchise record tying 23-game hitting streak (April 21: May 14, 2017). Gatewood hit .372/.443/.628 (32-for-86) with 18 runs, 10 doubles, four home runs, 14 RBIs, 11 walks and a 1.071 OPS during the streak.

May 3, 2017: 3B Lucas Erceg successfully executed the hidden-ball trick on May 3, 2017 at Five County Stadium against the Buies Creek Astros and outfielder Kyle Tucker. Tucker, and trailing runner Dexture McCall, had just stolen third and second base respectively when Erceg attempted the play. Erceg applied his tag (on a throw from catcher Mitch Ghelfi) and then bluffed his throw back to pitcher Wuilder Rodriguez before then waiting patiently for Tucker to leave third base. It took approximately :35 seconds for Tucker to step into his lead at third before Erceg applied the tag. Umpires Austin Jones and Ryan Wilhelms (plate) consulted after Erceg applied the tag and eventually decided that Tucker was out. Buies Creek Manager Omar Lopez was ejected after arguing the result of the decision. The out was the second of the seventh inning, in a game the Mudcats eventually won 3-0 (they led 2-0 before the play). The play was featured on MLB Network, SportsCenter, Around the Horn, Highly Questionable and several other outlets.

June 20, 2017: INF Jake Gatewood won the 2017 Carolina League All-Star Classic Home Run Derby on June 20, 2017 at Haley Toyota Field in Salem, Va. Gatewood homered 13 times in both the first and second rounds before winning the All-Star Game Home Run Derby with a final round total of 15 home runs.

August 9, 2017: OF Monte Harrison, C Cooper Hummel and SS Luis Aviles combine to turn 9-2-6-2 triple play in the sixth inning of game one of a doubleheader vs. Lynchburg on August 9. Situation: runners at second/third, no outs: Fly ball to right caught by Monte Harrison. Ensuing throw home froze both runners before catcher Cooper Hummel, Luis Aviles and Hummel caught both runners in rundowns between second and third and third and home.

September 2, 2017: RHP Nate Griep became the Mudcats' all-time saves leader after closing out his 29th save of the season on September 2, 2017 vs. Myrtle Beach. Griep also earned a save in his final appearance of the season and finished the year with a franchise record 30 saves (34 SVO).

October 3, 2017: The Milwaukee Brewers finalize the full ownership purchase of the Carolina Mudcats from Steve Bryant.

## 2018

May 25, 2018: INF Keston Hiura's walk-off home run on Friday, May 25 to defeat the Myrtle Beach Pelicans was the first walk-off home run hit by a Mudcats player since July 18, 2013 when Bryson Myles delivered a game-winning blast to beat the Winston-Salem Dash in the 14th inning at Five County Stadium.

May 31, 2018: INF Keston Hiura went 5-for-5 with two home runs, INF Dallas Carroll and OF/INF Ryan Aguilar both hit home runs, INF/OF Weston Wilson totaled 3 RBI, starter RHP Marcos Diplan and relievers RHP Chase Williams, RHP Phil Bickford and RHP Luke Barker combined on a 19 strikeout in a 9-0 four hit shutout versus the Lynchburg Hillcats at City Stadium on May 31.

May 31, 2018: The Mudcats pitchers set a franchise record for strikeouts in a nine inning game after totaling 19 strikeouts on 5/31 in Lynchburg... RHP Marcos Diplan: 10 SO, RHP Chase Williams: 3 SO, RHP Phil Bickford\*: 3 SO, RHP Luke Barker: 3 SO. \*Bickford's 2018 season/Mudcats debut.

May 2018: INF Keston Hiura finished the month of May batting .377/.437/.664 with a 1.101 OPS over 29 games played and was named both the Carolina League's Player of the Month for May and the Milwaukee Brewers MiLB player of the month for May. Hiura finished May leading the Carolina League in OPS (1.101), runs (29), hits (tied, 46), extra-base hits (21) and doubles (13). Hiura bid farewell to the Carolina League by going 5-for-5 with two home runs, three runs and two RBI on May 31 in Lynchburg. He set career highs for hits and home runs in a game in what ended up being his last game with the Mudcats as Milwaukee promoted him to Double-A the following morning. Hiura left the Carolina League ranked 2nd in batting (.320), 1st, 2nd in hits (66), 1st in doubles (16), 1st in extra-base hits (26), tied for 1st in slugging (.529), tied for 2nd in runs (38) and 1st in total bases (109).

June 19, 2018: The Mudcats host the Carolina League All-Star Classic at Five County Stadium. Carolina placed four players on the 2018 Carolina League Southern Division All-Star team, including All-Star game starting pitcher LHP Cam Roegner, RHP Marcos Diplan, INF Tucker Neuhaus and (then) MiLB caught steals leader C Max McDowell. Both INF Keston Hiura and RHP Trey Supak were also named to the Carolina League Southern Divi-

sion All-Star team, but were unable to participate due to promotions to Double-A Biloxi weeks before the All-Star event.

July 2018: INF/OF Weston Wilson finished the month of July batting .436/.481/.681 with a 1.162 OPS over 27 games played and was named both the Carolina League's Player of the Month for July and the Milwaukee Brewers MiLB player of the month for July. He finished July tied for first in the Carolina League in OPS (1.162), 1st in average (.436), 1st in OBP (.481), 2nd in SLG (.681), 2nd in runs (26), 1st in hits (41), tied for 4th in extra-base hits (12), 2nd in total bases (64), tied for 3rd in home runs (5) and tied for 4th in RBI (23). Wilson also finished July as the overall MiLB (full-season teams) leader in average (.436) and tied for 4th in OPS (1.162).

August 10, 2018: The Mudcats offense hit into a franchise record six (6) double plays on 8/10/18 in Salem... INF Dallas Carroll: 5-4-3; INF Devin Hairston [3]: 6-4-3, 5-4-3, 5-4-3; INF Trever Morrison: 3u-3-6; OF Rob Henry 6-4-3.

September 2018: RHP Luke Barker was named the Carolina League's Reliever of the Year after going 6-4 and pitching to a 2.21 ERA with a Carolina League high 20 saves. He also totaled 63 strikeouts against 16 walks over 61.0 innings and held opponents to a .213 average in 46 appearances (second most in the league). The 26-year-old additionally led qualified Carolina League relievers in fewest baserunners/9 IP ratio (9.30), while also finishing third among relievers in lowest batting average against (.213), fifth in highest strikeouts/9 IP ratio (9.30) and fifth in lowest BB-IBB/9 IP ratio (2.36).

2018: Carolina batters combined to total a Carolina League and franchise record 1,311 strikeouts during the 2018 season; breaking the previous Carolina League and franchise record of 1,245 SO set during the 2017 season. Carolina's 1,311 total strikeouts in 2018 were the 7th most in MiLB.

2018: The Carolina offense totaled 262 more strikeouts than hits (1,311 SO, 1,049 H) during the 2018 season. Carolina's difference in total strikeouts over total hits was the 5th largest in Minor League Baseball. The 2018 Mudcats joined the 2017 Mudcats (1,245 SO, 1,081 H) and 2007 Mudcats (1,219 SO, 1,149 H) as the three Mudcats teams to finish a season with more strikeouts than hits.



## OPENING NIGHT HISTORY

**Overall Opening Day Record:** 16-12  
**Overall Home Opening Day Record:** 8-3  
**Overall Away Opening Day Record:** 8-9  
**Southern League Opening Day Record:** 11-10  
**Carolina League Opening Day Record:** 5-2

### ALL-TIME OPENING NIGHT GAMES

1991	April 11 at Greenville	L, 1-0	2006	April 6 at Mobile	L, 5-2
1992	April 9 at Birmingham	L, 3-0	2007	April 5 at Birmingham	W, 5-3
1993	April 8 at Jacksonville	W, 4-3	2008	April 3 at Mobile	W, 3-1
1994	April 7 at Nashville	W, 12-3	2009	April 9 at Mississippi	L, 4-3
1995	April 6 vs. Port City	W, 2-1	2010	April 8 at Birmingham	W, 4-2
1996	April 4 vs. Port City	L, 12-4	2011	April 7 vs. Mobile	L, 7-4
1997	April 3 vs. Mobile	W, 6-5	<b>CAROLINA LEAGUE ERA BEGINS</b>		
1998	April 2 at Orlando	L, 9-8	2012	April 6 vs. Winston-Sal	W, 11-2
1999	April 8 at West Tenn	L, 8-6	2013	April 5 vs. Winston-Sal	W, 10-1
2000	April 6 at Jacksonville	L, 13-4	2014	April 3 vs. Potomac	W, 6-3
2001	April 5 at West Tenn	L, 9-0	2015	April 9 vs. Salem	L, 2-0
2002	April 4 at Huntsville	W, 7-5	2016	April 7 at Salem	L, 13-4
2003	April 3 vs. Chattanooga	W, 7-5	2017	April 7 at Frederick	W, 15-11
2004	April 8 at Mobile	W, 11-3	2018	April 5 vs. Winston-Salem	W, 6-5
2005	April 7 vs. Huntsville	W, 1-0			

### ALL-TIME OPENING NIGHT LINEUPS

#### 4/11/91: at Greenville 1, Carolina 0

Chris Estep, LF  
 Terry Crowley, 2B  
 John Wehner, 1B  
 Eddie Zambrano, RF  
 Ed Yacopino, CF  
 Felix Antiqua, C  
 Bruce Schreiber, 3B  
 Mike Huyler, SS  
 Lee Hancock, P

#### 4/9/92: at Birmingham 3, Carolina 0

Scott Bullett, CF  
 Daryl Ratliff, RF  
 Al De Los Santos, LF  
 Ben Shelton, 1B  
 Mandy Romero, C  
 Mark Johnson, DH  
 Austin Manahan, 2B  
 Keith Osik, 3B  
 Roman Rodriguez, SS  
 Steve Cooke, P

#### 4/8/93: Carolina 4, at Jacksonville 3

Tony Beasley, 2B  
 Al De Los Santos, LF  
 Midre Cummings, CF  
 Rich Aude, 1B  
 Mark Johnson, DH  
 Keith Thomas, RF  
 Keith Osik, C  
 Jim Krevokuch, 3B  
 Bruce Schreiber, SS  
 Blaine Beatty, P

#### 4/7/94: Carolina 12, at Nashville 3

Jermaine Allensworth, CF  
 William Suero, 2B  
 Mike Brown, 1B  
 Stanton Cameron, RF  
 Mark Johnson, DH  
 Angelo Encarnacion, C  
 Trey Beamon, LF  
 Jim Krevokuch, 3B  
 Kevin Polcovich, SS  
 Mariano De Los Santos, P

## 4/6/95: at Carolina 2, Port City 1

Jermaine Allensworth, CF  
Jason Kendall, C  
George Canale, 1B  
Omer Munoz, 2B  
Jake Austin, DH  
Ramon Espinosa, LF  
Jon Farrell, RF  
Jim Krevokuch, 3B  
Kevin Polcovich, SS  
Brett Backlund, P

## 4/4/96: Port City 12, at Carolina 4

Jeff Conger, DH  
Daryl Ratliff, CF  
Chance Sanford, 2B  
Bob Leary, 1B  
Lou Collier, SS  
T.J. Staton, LF  
Charles Peterson, RF  
Raul Rodarte, 3B  
Marcus Hanel, C  
Marc Wilkins, P

## 4/3/97: Carolina 6, at Mobile 5

Adrian Brown, CF  
Chance Sanford, 2B  
Chad Hermansen, SS  
Ricky Jordan, 1B  
Ramon Espinosa, LF  
Sergio Mendez, C  
Charles Peterson, RF  
Kevin Polcovich, 3B  
Gary Wilson, P

## 4/2/98: at Orlando 9, Carolina 8

Elinton Jasco, 2B  
Alex Hernandez, RF  
Emil Brown, CF  
T.J. Staton, LF  
Tracy Sanders, 1B  
Kevin Grijack, DH  
Miguel Ojeda, C  
Mark Farris, 3B  
Luis Figueroa, SS  
Jason Phillips, P

## 4/8/99: at West Tenn 8, Carolina 6

Juan Sosa, SS  
Rod Bair, RF  
John Cotton, 3B  
Chris Kirgan, 1B  
Ben Petrick, C  
Tai Light, LF  
Dave Feuerstein, CF  
Elvis Pena, 2B  
Chandler Martin, P

## 4/6/00: Jacksonville 13, at Carolina 4

Juan Pierre, CF  
Elvis Pena, SS  
Jody Gerut, LF  
Todd Sears, 1B  
Rod Bair, RF  
Scott Dewey, DH  
Walt McKeel, C  
Javier Colina, 3B  
Belvani Martinez, 2B  
Josh Kalinowski, P

## 4/5/01: at West Tenn 9, Carolina 0

Chone Figgins, 2B  
Justin Mashore, LF  
Josh Bard, C  
Kevin Burford, 1B  
Juan Uribe, SS  
Scott Seal, RF  
Belvani Martinez, CF  
Javier Colina, 3B  
Josh Kalinowski, P

## 4/4/02: Carolina 7, at Huntsville 5

Rene Reyes, 1B  
Clint Barmes, SS  
Garrett Atkins, 3B  
Matt Holliday, LF  
Jason Dewey, C  
Dan Phillips, RF  
Choo Freeman, CF  
Javier Colina, 2B  
Ryan Kibler, P



**Opening Night 2003:** Miguel Cabrera went 1-for-4 with a grand slam in his Mudcats' debut on Opening Night (April 3) in 2003. Cabrera hit .365 over 69 games for the Mudcats in 2003 before a mid-season promotion to the Florida Marlins that same season

**4/3/03: at Carolina 7, Chattanooga 5**

Chris Aguila, RF  
Josh Wilson, SS  
Will Smith, LF  
Miguel Cabrera, 3B  
Pat Magness, 1B  
Chip Ambres, CF  
Wilson Valdez, 2B  
Ryan Jorgensen, C  
Clint Sodowsky, P

**4/8/04: Carolina 11, at Mobile 3**

Eric Reed, CF  
Josh Wilson, SS  
Josh Willingham, C  
Jason Stokes, 1B  
Joe Dillon, 3B  
Jim Kavourias, RF  
Chip Ambres, LF  
Jim Goelz, 2B  
Trevor Hutchinson, P

**4/7/05: at Carolina 1, Huntsville 0**

James Shanks, CF  
Robert Andino, SS  
Jeremy Hermida, RF  
Todd Sears, 1B  
Chris Ashby, C  
JC Muniz, LF  
Chris Bass, 3B  
Rex Rundgren, 2B  
Josh Johnson, P

**4/6/06: at Mobile 5, Carolina 2**

Alejandro De Aza, CF  
Rex Rundgren, SS  
Lee Mitchell, 3B  
Angel Molina, RF  
B.J. Garbe, LF  
Ryan Bear, 1B  
Kevin Randel, 2B  
Jonathan Aceves, C  
Anibal Sanchez, P

**4/5/07: Carolina 5, at Birmingham 3**

Jose Campusano, LF  
John Raburn, SS  
Grant Psomas, 1B  
Kevin Randel, 2B  
Lee Mitchell, 3B  
Brett Carroll, RF  
Frank Moore, DH  
Brad Davis, C  
Jai Miller, CF  
Jesus Delgado, P

**4/3/08: Carolina 3, at Mobile 1**

John Raynor, LF  
Chris Coghlan, 2B  
Cameron Maybin, CF  
Gaby Sanchez, 3B  
Grant Psomas, 1B  
Kris Harvey, RF  
Brad Davis, C  
Manuel Mayerson, SS  
Burke Badenhop, P

**4/9/09: at Mississippi 4, Carolina 3**

Chris Heisey, ChF  
Zack Cozart, SS  
Juan Francisco, 3B  
Todd Frazier, LF  
Logan Parker, 1B  
Sean Henry, RF  
Chris Denove, C  
Eric Eymann, 2B  
Dallas Buck, P

**4/8/10: Carolina 4, at Birmingham 2**

Sean Danielson, RF  
Kristopher Negron, SS  
Eric Eymann, 3B  
Yonder Alonso, LF  
Denis Phipps, CF  
Sean Henry, DH  
Logan Parker, 1B  
Chris Denove, C  
Jose Castro, 2B  
Matt Klinker, P

## 4/7/11: Mobile 7, at Carolina 4

Denis Phipps, CF  
Felix Perez, RF  
Neftali Soto, 1B  
Mike Costanzo, 3B  
Cody Puckett, 2B  
David Cook, LF  
Miguel Rojas, SS  
Kevin Coddington, C  
Daryl Thompson, P

## 4/6/12: at Carolina 11, Winston-Salem 2

Tyler Holt, CF  
Tony Wolters, 2B  
Giovanny Urshela, 3B  
Jesus Aguilar, 1B  
Jeremie Tice, DH  
Jake Lowery, C  
Carlos Moncrief, RF  
Ronny Rodriguez, SS  
Delvi Cid, LF  
Clayton Cook, P

## 4/5/13: at Carolina 10, Winston-Salem 1

Tyler Naquin, CF  
Francisco Lindor, SS  
Tony Wolters, DH  
Jordan Smith, RF  
Jerrud Sabourin, 1B  
Bryson Myles, LF  
Joey Wendle, 2B  
Charlie Valerio, C  
Todd Hankins, 3B  
Cody Anderson, P

## 4/3/14: at Carolina 6, Potomac 3

Todd Hankins, 2B  
Logan Vick, CF  
Erik Gonzalez, SS  
Yandy Diaz, 3B  
Jeremy Lucas, C  
Joe Sever, 1B  
LeVon Washington, LF  
Alex Monsalve, DH  
Ollie Linton, RF  
Shawn Morimando, P

## 4/9/15: Salem 2, at Carolina 0

Sean Godfrey, DH  
Connor Lien, CF  
Dustin Peterson, Du, LF  
Joey Meneses, 1B  
Levi Hyams, 2B  
Jose Briceno, C  
Connor Oliver, RF  
Carlos Franco, 3B  
Johan Camargo, SS  
Yean Carlos Gil, P

## 4/7/16: at Salem 13, Carolina 4

Sean Godfrey, DH  
Omar Obregon, 2B  
Dansby Swanson, SS  
Jordan Edgerton, 3B  
Braxton Davidson, RF  
Joey Meneses, 1B  
Keith Curcio, CF  
Joseph Odom, C  
Joseph Daris, LF  
Enderson Franco, P

## 4/7/17: Carolina 15, at Frederick 11

Trent Clark, CF  
Weston Wilson, DH  
Isan Diaz, SS  
Lucas Erceg, 3B  
Jake Gatewood, 1B  
Max McDowell, C  
Luis Aviles, 2B  
Troy Stokes Jr., LF  
Carlos Belonis, RF  
Corbin Burnes, P

## FIVE COUNTY STADIUM OPENER



### MUDCATS LINEUP

**7/3/91: Greenville 6, at Carolina 1**

Will Pennyfeather, LF  
Greg Edge, SS  
Kevin Young, 3B  
Terry Crowley, 2B  
Mandy Romero, C  
Eddie Zambrano, CF  
Ben Shelton, 1B  
Chris Estep, RF  
Steve Buckholz, P

### Five County Stadium Opener

July 3, 1991 | Attendance: 7,333 | W, 6-1 vs. Greenville

Following the 1990 season, the then Columbus Mudcats packed up shop and left Golden Ballpark in Georgia for Eastern North Carolina where they would make their home in Zebulon and become the Carolina Mudcats. The idea was to begin play at the brand new Five County Stadium in Zebulon in 1991, but poor winter weather slowed construction forcing the Mudcats to begin their home schedule of games temporarily at Fleming Stadium in Wilson, NC.

The Mudcats then made their Fleming Stadium home debut against Greenville on April 19, 1991 in front of a crowd of 4,357. Professional baseball had been absent in Wilson for 18 years before the Mudcats used Fleming Stadium as their temporary home.

The Mudcats called Fleming Stadium home through June in 1991 before officially making their home debut at Five County Stadium on July 3, 1991. That home opener resulted in a 6-1 victory versus Greenville and was played in front of a crowd of 7,333 at Five County Stadium.

Construction workers were still installing the new stadium seats when the Mudcats finally began their home slate of games in Zebulon. Those same workers also had to physically raise a flag pole during the opening night rendition of the National Anthem before the first game in Five County Stadium history.

### FIVE COUNTY STADIUM FIRSTS...

**Ground Breaking:** Wednesday, January 16, 1991

**First Game:** July 3, 1991 vs. Greenville Braves

**First Pitch:** Steve Buckholz, 8:09 PM, July 3, 1991

**First Batter:** Sean Ross, Greenville Braves, July 3, 1991

**First Hit:** Al Martin, Greenville Braves, July 3, 1991

**First Home Run:** Al Martin, Greenville Braves, July 3, 1991

**First Mudcat Home Run:** Terry Crowley, July 7, 1991

**First Mudcats Batter:** Darwin Pennye, July 3, 1991

**First Hit by a Mudcat:** Kevin Young, July 3, 1991

**First Mudcats Stolen Base:** Darwin Pennye, July 6, 1991

**First Mudcats Error:** Eddie Zambrano, July 3, 1991

**First Mudcats Win:** Paul Miller, July 6, 1991



## PLAYOFF HISTORY

**Southern League Playoff Record:** 25-24

**Southern League Championships:** 1995, 2003

**Southern League Division Titles:** '94, '95, '96, '02, '03, '05, '08

**Carolina League Playoff Record:** 0-0

**Carolina League Championships:** 0

**Carolina League Division Titles:** 0

## PLAYOFF RESULTS

### 1. 1994 PLAYOFFS: Lost in Finals

Southern League Division Series: Huntsville Stars defeat Chattanooga Lookouts, 3-0

Southern League Division Series: **CAROLINA MUDCATS** defeat Greenville Braves, 3-2

Southern League Championship: Huntsville Stars defeat **CAROLINA MUDCATS**, 3-1

### 2. 1995 PLAYOFFS: League Champions

Southern League Division Series: **CAROLINA MUDCATS** defeat Orlando Cubs, 3-2

Southern League Division Series: Chattanooga Lookouts defeat Memphis Chicks, 3-2

Southern League Championship: **CAROLINA MUDCATS** defeat Chattanooga Lookouts, 3-2

### 3. 1996 PLAYOFFS: Lost in Semi-Finals

Southern League Division Series: Jacksonville Suns defeat **CAROLINA MUDCATS**, 3-2

Southern League Division Series: Chattanooga Lookouts defeat Memphis Chicks, 3-1

Southern League Championship: Jacksonville Suns defeat Chattanooga Lookouts, 3-1

### 4. 2002 PLAYOFFS: Lost in Semi-Finals

Southern League Division Series: Birmingham Barons defeat West Tenn Diamond Jaxx, 3-2

Southern League Division Series: Jacksonville Suns defeat **CAROLINA MUDCATS**, 3-2

Southern League Championship: Birmingham Barons defeat Jacksonville Suns, 3-0

### 5. 2003 PLAYOFFS: League Champions

Southern League Division Series: **CAROLINA MUDCATS** defeat Tennessee Smokies, 3-1

Southern League Division Series: Huntsville Stars defeat Birmingham Barons, 3-2

Southern League Championship: **CAROLINA MUDCATS** defeat Huntsville Stars, 3-2

### 6. 2005 PLAYOFFS: Lost in Semi-Finals

Southern League Division Series: West Tenn Diamond Jaxx defeat **CAROLINA MUDCATS**, 3-0

Southern League Division Series: Jacksonville Suns defeat Birmingham Barons, 3-0

Southern League Championship: Jacksonville Suns defeat West Tenn Diamond Jaxx, 3-1


### 7. 2008 PLAYOFFS: Lost in Finals

Southern League Division Series: **CAROLINA MUDCATS** defeat West Tenn Diamond Jaxx, 3-0

Southern League Division Series: Mississippi Braves defeat Birmingham Barons, 3-0

Southern League Championship: Mississippi Braves defeat **CAROLINA MUDCATS**, 3-2

## TREY BEAMON



### 1994 SOUTHERN LEAGUE DIVISION SERIES RESULTS

9/5, Game 1: L, Greenville 3, Carolina 1

9/6, Game 2: W, Carolina 6, Greenville 2

9/7, Game 3: L, Greenville 8, Carolina 1

9/8, Game 4: W, Carolina 4, Greenville 0

9/9, Game 5: W, Carolina 3, Greenville 1

Carolina defeats Greenville: 3-2

### 1994 SOUTHERN LEAGUE CHAMPIONSHIP SERIES RESULTS

9/10, Game 1: W, Mudcats 8, Huntsville 2

9/11, Game 2: L, Huntsville 6, Carolina 0

9/13, Game 3: L, Huntsville 5, Carolina 2

9/14, Game 4: L, Huntsville 9, Carolina 3

Huntsville defeats Carolina: 3-1

### 1994 PLAYOFF STATISTICS\*

PLAYER	AVG	G	AB	R	H	RBI
Allensworth, Jermaine	.321	7	28	5	9	3
Backlund, Brett	.000	1	3	0	0	0
Beamon, Trey	.321	7	28	3	9	1
Bonifay, Ken	.000	3	2	0	0	0
Brown, Mike	.333	3	6	0	2	0
Cameron, Stanton	.174	7	23	1	4	4
Cranford, Jay	.143	2	7	1	1	0
Ericks, John	.000	1	2	0	0	0
Johnson, Mark	.333	7	27	7	9	4
Kendall, Jason	.400	3	10	1	4	2
Krevokuch, Jim	.250	5	16	0	4	2
Loaiza, Esteban	.000	1	2	0	0	0
Mark, Tim	.400	4	15	0	6	1
McCurry, Jeff	.000	2	1	0	0	0
Munoz, Omer	.259	7	27	3	7	3
Polcovich, Kevin	.208	7	24	2	5	1
Ratliff, Daryl	.222	3	9	0	2	3
Rychel, Kevin	.000	1	0	0	0	0
Wilson, Gary	.000	2	4	0	0	0
<b>TOTALS</b>	<b>.265</b>	<b>9</b>	<b>234</b>	<b>23</b>	<b>62</b>	<b>24</b>

PITCHER	W	L	IP	H	R	ER	BB	SO
Backlund, Brett	1	0	8.1	4	0	0	3	6
Ericks, John	1	1	11.0	5	2	2	5	8
Konuszewski, Dennis	0	0	2.0	8	6	6	1	3
LaPlante, Michel	1	0	8.0	5	3	3	2	3
Loaiza, Esteban	0	1	3.2	7	4	4	5	6
McCurry, Jeff	0	0	4.0	3	0	0	2	1
Mesewicz, Mark	0	0	1.2	0	0	0	1	0
Myers, Jimmy	0	0	1.0	2	2	2	0	1
Pisciotta, Marc	0	0	4.1	2	0	0	0	8
Rychel, Kevin	0	1	4.2	7	3	3	2	3
Wilson, Gary	0	1	13.0	10	2	2	4	8
<b>TOTALS</b>	<b>3</b>	<b>4</b>	<b>61.2</b>	<b>53</b>	<b>22</b>	<b>22</b>	<b>25</b>	<b>47</b>

\*Incomplete. Does not include statistics for game 4 and 5 of Championship Series.


**1995 SOUTHERN LEAGUE DIVISION SERIES RESULTS****9/6, Game 1:** W, Carolina 5, Orlando 4 (10)**9/7, Game 2:** L, Orlando 7, Carolina 5**9/8, Game 3:** W, Carolina 3, Orlando 2**9/9, Game 4:** L, Orlando 2, Carolina 1**9/10, Game 5:** W, Carolina 6, Orlando 2Carolina defeats Orlando: 3-2**1995 SOUTHERN LEAGUE CHAMPIONSHIP SERIES RESULTS****9/12, Game 1:** L, Chattanooga 5, Carolina 1**9/13:** PPD**9/14, Game 2:** W, Carolina 3, Chattanooga 2**9/15, Game 3:** L, Chattanooga 11, Carolina 6**9/16, Game 4:** W, Carolina 3, Chattanooga 1**9/17, Game 5:** W, Carolina 11, Chattanooga 7Carolina defeats Chattanooga: 3-2**1995 CAROLINA MUDCATS PLAYOFF STATISTICS**

PLAYER	AVG	G	AB	R	H	2B	3B	HR	RBI	BB	SO	SB	CS	OBP	SLG	E
Beasley, Tony	.150	8	20	3	3	0	0	0	2	4	3	2	0	.292	.150	3
Canale, George	.231	10	39	6	9	2	0	0	2	5	5	0	0	.318	.282	1
Conger, Jeff	.136	10	22	4	3	0	0	0	0	8	6	0	0	.387	.136	1
Cranford, Jay	.182	6	22	2	4	1	0	0	0	2	8	1	1	.280	.227	2
Edge, Tim	.000	2	3	0	0	0	0	0	0	1	0	0	0	.250	.000	0
Espinosa, Ramon	.317	10	41	6	13	3	0	0	6	0	6	0	2	.317	.390	0
Kendall, Jason	.289	10	38	5	11	1	0	1	5	2	3	0	1	.325	.395	2
Leary, Rob	.212	10	33	0	7	2	0	0	4	4	4	2	0	.289	.273	0
Munoz, Omer	.308	8	26	4	8	2	0	0	6	2	1	0	0	.345	.385	0
Peterson, Charles	.364	6	11	3	4	0	0	0	0	1	3	0	0	.417	.364	1
Rodarte, Raul	.222	8	18	4	4	2	0	1	2	1	7	0	0	.263	.500	1
Womack, Tony	.270	9	37	7	10	0	2	0	7	2	2	4	1	.300	.378	1
OTHERS	.087	-	23	0	2	1	0	0	2	0	10	0	0	.087	.130	0

<b>TOTALS</b>	<b>.234</b>	<b>10</b>	<b>333</b>	<b>44</b>	<b>78</b>	<b>14</b>	<b>2</b>	<b>2</b>	<b>36</b>	<b>32</b>	<b>58</b>	<b>9</b>	<b>5</b>	<b>.303</b>	<b>.306</b>	<b>12</b>
---------------	-------------	-----------	------------	-----------	-----------	-----------	----------	----------	-----------	-----------	-----------	----------	----------	-------------	-------------	-----------

PITCHER	W	L	ERA	G	GS	CG	SHO	SV	IP	H	R	ER	HR	HB	BB	SO	WP	AVG
De Los Santos, Mariano	0	0	0.00	2	0	0	0	1	4.2	1	0	0	0	0	0	8	0	.071
Dessens, Elmer	0	0	1.38	2	2	0	0	0	13.0	14	2	2	2	0	1	11	0	.286
Konuszewski, Dennis	0	0	16.20	3	0	0	0	0	1.2	3	3	3	0	0	5	2	0	.429
Morel, Ramon	0	0	2.16	2	2	0	0	0	8.1	4	2	2	2	1	1	4	0	.138
Peters, Chris	1	0	4.76	2	2	0	0	0	11.1	12	6	6	1	0	4	6	2	.273
Pisciotta, Marc	1	0	2.08	5	0	0	0	1	4.1	5	2	1	0	0	1	4	1	.313
Ruebel, Matt	0	1	1.54	3	2	0	0	0	11.2	10	5	2	0	1	7	10	0	.233
Ryan, Matt	1	2	12.00	6	0	0	0	2	6.0	9	11	8	0	1	4	5	0	.346
Rychel, Kevin	0	0	2.84	5	0	0	0	0	6.1	5	5	2	1	0	1	4	0	.192
Shouse, Brian	0	0	0.00	3	0	0	0	0	1.2	1	1	0	0	0	1	3	0	.143
Tolar, Kevin	0	1	3.86	5	0	0	0	0	2.1	2	1	1	0	0	2	2	0	.250
Wilkins, Marc	1	0	0.00	2	0	0	0	0	5.2	3	0	0	0	0	4	3	1	.167
Wilson, Gary	2	0	2.08	2	2	0	0	0	13.0	10	5	3	1	2	1	7	0	.204
OTHERS	0	0	0.00	0	0	0	0	0	0.0	0	0	0	0	0	0	0	0	.000

<b>TOTALS</b>	<b>6</b>	<b>4</b>	<b>3.00</b>	<b>-</b>	<b>10</b>	<b>0</b>	<b>0</b>	<b>4</b>	<b>90.0</b>	<b>79</b>	<b>43</b>	<b>30</b>	<b>7</b>	<b>5</b>	<b>32</b>	<b>69</b>	<b>4</b>	<b>.235</b>
---------------	----------	----------	-------------	----------	-----------	----------	----------	----------	-------------	-----------	-----------	-----------	----------	----------	-----------	-----------	----------	-------------



## **Season in Review: 1995 Championship Season**

*by Bob Licht*

In 1992, Carolina was in its second season in the Triangle and was just establishing itself as the top-drawing club in the Southern League. But, on the field the 'Cats struggled and wound up with the worst record in minor league baseball. They finished with 92 losses in '92.

Please forgive the die-hard Mudcats' fans who feel a sincere, deep satisfaction for a team that, in just three seasons, improved to 95 wins in '95, and brought the Triangle its first professional championship in the modern sports era.

The Mudcats had some unfinished business entering the '95 campaign. Following their most successful season in franchise history, Carolina sought its first Southern League Championship. A year earlier, Huntsville defeated Carolina 3 games to 1 for the league title. But, Carolina won both halves a year ago and led the Southern League with an 89-55 regular season record. After capturing their second straight East Division crown (3 games to 2 over Orlando), the 'Cats defeated Chattanooga 3 games to 2 for their first-ever Southern League Championship. Carolina led the league in attendance for the second time in three years (317,802 in 70 openings, 4,540 per game average), while completing its title run.

Catcher Jason "Kid" Kendall became the second straight Mudcats' player to capture the SL's MVP award. He just missed leading the league in batting, but set a club record with a .326 average. First baseman George Canale led the league with 102 RBI, also a new team mark. Reliever "Fish Fryin" Matt Ryan shattered the single season and career club save records with 26 during the regular season. Elmer Dessens had one of the most difficult names to pronounce and one of the most difficult pitching repertoires to hit, leading the league with a 2.49 earned run average and 15 wins. His 15-8 record tied Tim Wakefield's club record. Steve Parris, a 27 year-old former Phillie and Mariner, bounced back from re-constructive shoulder surgery to start the season 8-0 and improved to 9-1 before making the jump directly to Pittsburgh. He was one of four Mudcats who was promoted to the big leagues during the season.

Gary Wilson pitched the second half title clincher, the East Division title clincher against Orlando, and the fifth and deciding game against Chattanooga for the

Southern League Championship. One year earlier, Wilson had hurled the East Division title clinching victory over Greenville.

Trent Jewett, at 30 the youngest manager in club history and the youngest in the league, managed the team. It was his second straight championship following his title in Hawaii with the Kauai Emeralds during the winter.

Pitching coach Dave Rajsich captured his 9th championship in professional baseball. Both were promoted to the Pirates' Triple-A affiliate in Calgary after the season.

The 'Cats were second in the league in batting (.270) and pitching (3.48 ERA). Carolina managed more sacrifice hits (67) than any other team.

Other amazing highlights from the 1995 season were:

- George Canale's three homer game a Jacksonville on 5/1.
- Carolina's 17-inning affair against Port City on 8/12 that became the first game Five County Stadium ever suspended because of the league curfew rule.
- Brett Backlund's 13 strikeout performance on 7/12.
- Carolina's first-ever triple play, against Greenville on 6/21.
- Jacob Brumfield's game-winning homer leading off the bottom of the 9th inning in his first game on injury rehab
- Tony Womack's 9 1/2 minute at-bat in the 8th inning of the title game.

**1996 SOUTHERN LEAGUE DIVISION SERIES RESULTS**
**9/4, Game 1:** L, Jacksonville 5, Carolina 2 (15)

**9/8, Game 4:** W, Carolina 8, Jacksonville 6

**9/5, Game 2:** W, Carolina 3, Jacksonville 0

**9/9, Game 5:** L, Jacksonville 5, Carolina 1

**9/7, Game 3:** L, Jacksonville 9, Carolina 1

Jacksonville defeats Carolina: 3-2
**1996 CAROLINA MUDCATS PLAYOFF STATISTICS**

PLAYER	AVG	G	AB	R	H	2B	3B	HR	RBI	BB	SO	SB	CS	OBP	SLG	E
Beasley, Tony	1.000	1	1	0	1	0	0	0	0	0	0	0	0	1.000	1.000	0
Bonifay, Ken	.000	3	5	0	0	0	0	0	1	0	1	0	0	.000	.000	0
Boston, D.J.	.158	5	19	2	3	0	0	1	3	2	5	0	0	.238	.316	0
Brown, Adrian	.160	5	25	0	4	2	0	0	2	0	7	1	0	.160	.240	0
Collier, Lou	.200	5	25	0	5	0	0	0	1	0	6	0	0	.200	.200	3
Cranford, Jay	.250	1	4	0	1	0	0	0	0	0	1	0	0	.250	.250	0
Edge, Tim	.250	3	8	1	2	2	0	0	0	0	1	0	0	.250	.500	0
Garcia, Freddy	.417	3	12	2	5	2	0	1	2	2	2	0	0	.500	.833	2
Hanel, Marcus	.182	4	11	0	2	0	0	0	0	0	1	0	0	.182	.182	0
Peterson, Charles	.105	5	19	3	2	0	0	0	0	2	1	1	0	.190	.105	1
Sanford, Chance	.444	5	18	4	8	0	0	2	3	2	4	0	1	.500	.778	1
Staton, T.J.	.182	5	22	2	4	0	0	2	3	2	5	2	0	.250	.455	0
Wright, Ron	.136	5	22	1	3	0	0	0	0	1	8	0	0	.174	.136	0

<b>TOTALS</b>	<b>.209</b>	<b>5</b>	<b>191</b>	<b>15</b>	<b>40</b>	<b>6</b>	<b>0</b>	<b>6</b>	<b>15</b>	<b>11</b>	<b>42</b>	<b>4</b>	<b>1</b>	<b>.252</b>	<b>.335</b>	<b>7</b>
---------------	-------------	----------	------------	-----------	-----------	----------	----------	----------	-----------	-----------	-----------	----------	----------	-------------	-------------	----------

PITCHER	W	L	ERA	G	GS	CG	SHO	SV	IP	H	R	ER	HR	HB	BB	SO	WP	AVG
Backlund, Brett	0	0	0.00	1	0	0	0	0	1.0	0	0	0	0	0	2	1	0	.000
Beatty, Blaine	0	1	4.05	2	2	0	0	0	13.1	14	6	6	3	0	0	12	1	.269
Chaves, Rafael	0	0	0.00	3	0	0	0	2	3.2	2	0	0	0	0	1	3	0	.167
Cooke, Steve	0	0	2.25	1	1	0	0	0	4.0	5	4	1	1	0	0	3	2	.278
Corn, Chris	0	1	13.50	2	0	0	0	0	4.0	4	6	6	3	2	3	3	0	.286
Dessens, Elmer	0	0	0.00	1	0	0	0	0	1.0	0	0	0	0	0	0	0	0	.000
Holman, Shawn	0	0	0.00	2	0	0	0	0	2.1	2	0	0	0	0	1	3	0	.222
Lawrence, Sean	0	0	0.00	3	0	0	0	0	2.0	1	0	0	0	0	0	4	0	.143
Phoenix, Steve	0	0	4.50	1	0	0	0	0	2.0	3	1	1	1	0	2	2	0	.333
Taylor, Scott	1	0	0.00	1	1	0	0	0	8.2	3	0	0	0	1	1	6	0	.107
White, Rick	1	0	5.40	1	0	0	0	0	3.1	3	2	2	1	0	0	3	0	.231
OTHERS	0	1	2.08	1	1	0	0	0	4.1	8	6	1	0	1	1	2	0	.364

<b>TOTALS</b>	<b>2</b>	<b>3</b>	<b>3.08</b>	<b>-</b>	<b>5</b>	<b>0</b>	<b>0</b>	<b>2</b>	<b>49.2</b>	<b>45</b>	<b>25</b>	<b>17</b>	<b>9</b>	<b>4</b>	<b>11</b>	<b>42</b>	<b>3</b>	<b>.237</b>
---------------	----------	----------	-------------	----------	----------	----------	----------	----------	-------------	-----------	-----------	-----------	----------	----------	-----------	-----------	----------	-------------



**2002 SOUTHERN LEAGUE DIVISION SERIES RESULTS**

**9/4, Game 1:** Carolina 7, Jacksonville 3  
**9/5, Game 2:** Jacksonville 3, Carolina 0  
**9/6, Game 3:** Jacksonville 1, Carolina 0

**9/7, Game 4:** Carolina 8, Jacksonville 2  
**9/8, Game 5:** Jacksonville 7, Carolina 2  
Jacksonville defeats Carolina: 3-2

**2002 PLAYOFF STATISTICS**

PLAYER	AVG	G	AB	R	H	RBI
Atkins, Garrett	.294	5	17	2	5	2
Averette, Robert	.500	1	2	1	1	0
Brueggemann, Dean	.000	1	0	0	0	0
Cameron, Ryan	.000	1	2	0	0	0
Cameron, Troy	.000	2	3	0	0	0
Closser, JD	.143	3	7	1	1	1
De La Cruz, Fernando	.000	1	0	0	0	0
Dewey, Jason	.364	3	11	0	4	1
Esslinger, Cam	.000	2	0	0	0	0
Freeman, Ashley	.188	5	16	4	3	0
Hawpe, Brad	.211	5	19	2	4	5
Holliday, Matt	.235	5	17	1	4	2
Martin, Chandler	.000	1	1	0	0	0
Merrill, Ronnie	.133	5	15	3	2	2
Owens, Ryan	.000	4	11	1	0	0
Reyes, Rene	.263	5	19	1	5	3
Roney, Matt	.000	1	2	0	0	0
Sanchez, Tino	.000	3	1	1	0	0
Thompson, Doug	.000	3	0	0	0	0
Vance, Cory	.000	1	1	0	0	0
Warren, Chris	.000	1	1	0	0	0
Wrigley, Jase	.000	3	0	0	0	0
<b>TOTALS</b>	<b>.200</b>	<b>5</b>	<b>145</b>	<b>17</b>	<b>29</b>	<b>16</b>

PITCHER	W	L	ERA	IP	H	R	ER	BB	SO
Averette, Robert	1	0	1.29	7.0	6	1	1	2	5
Brueggemann, Dean	0	0	4.50	2.0	2	1	1	1	0
Cameron, Ryan	0	1	4.26	6.1	5	3	3	0	5
De La Cruz, Fernando	0	0	16.20	1.2	5	3	3	0	2
Esslinger, Cam	0	0	0.00	1.1	1	0	0	1	2
Martin, Chandler	0	1	1.29	7.0	6	1	1	0	4
Roney, Matt	0	0	1.59	5.2	3	1	1	4	3
Thompson, Doug	1	1	9.00	3.0	2	3	3	2	3
Vance, Cory	0	0	3.86	7.0	5	3	3	4	3
Wrigley, Jase	0	0	0.00	2.0	2	0	0	0	1
<b>TOTALS</b>	<b>2</b>	<b>3</b>	<b>3.35</b>	<b>43.0</b>	<b>37</b>	<b>16</b>	<b>16</b>	<b>14</b>	<b>28</b>

**JOSH WILLINGHAM**



**2003 SOUTHERN LEAGUE DIVISION SERIES RESULTS**

**9/3, Game 1:** W, Carolina 7, Tennessee 5

**9/4, Game 2:** L, Tennessee 10, Carolina 6

**9/5, Game 3:** W, Carolina 11, Tennessee 2

**9/6, Game 4:** W, Carolina 3, Tennessee 2 (11)

Carolina defeats Tennessee: 3-2

**2003 SOUTHERN LEAGUE CHAMPIONSHIP SERIES RESULTS**

**9/9, Game 1:** W, Carolina 3, Huntsville 2

**9/10, Game 2:** L, Huntsville 5, Carolina 4 (12)

**9/12, Game 3:** L, Huntsville 6, Carolina 3

**9/13, Game 4:** W, Carolina 7, Huntsville 1

**9/14, Game 5:** W, Carolina 4, Huntsville 0

Carolina defeats Huntsville: 3-2



### **2003 Southern League Championship Series Recap**

*by Patrick Kinas*

With Birmingham and Tennessee falling to the wayside, the Southern League Championship Series set up as a match between the league's two premier teams. Joe Davis Stadium, home of the Western Division Champion Huntsville Stars, hosted the first two contests of the best-of-five series. However, the Eastern Division Champion Carolina Mudcats came in having won five of seven meetings during the regular season, including three of four games in Zebulon just two weeks earlier. The Mudcats posted the league's best regular season record at 80-58, a full five games ahead of second place Huntsville.

Brimming with confidence, the Mudcats sent ace Trevor Hutchinson to the mound for Game 1. A scoreless stalemate between Hutchinson and Stars' starter Ben Hendrickson lasted into the eighth inning. Carolina mounted nary a threat, with the Stars having the game's best scoring chance in the sixth. All-Star Dave Krynzal tripled against Hutchinson with two outs. Then, fellow All-Star J.J. Hardy smashed one to Willingham at third base. The Mudcats' third baseman made the tough play, keeping the game deadlocked.

In the Mudcats' eighth, Drew Niles and Ryan Jorgensen opened up play with consecutive singles. Next, Chip Ambres bunted down the third-base line, reaching base when Southern League MVP Corey Hart sailed the ball over the head of first baseman Brandon Gemoll. Taking advantage of Hart's miscue, Niles trotted home with the series' first run. After an intentional walk to fill the bases, Jesus Medrano singled in two runs for a 3-0 lead. Huntsville wouldn't go down easy though. In their half of the ninth, the Stars quickly hit up Mudcats' closer Mike Flannery for two runs. However, hard-throwing lefthander Franklyn Gracesqui struck out Milwaukee's top prospect, Brad Nelson, with runners at second and third to give Carolina a 1-0 series lead.

In game two, Carolina appeared on the verge of a nearly insurmountable 2-0 lead in the best-of-five series after taking a 4-1 lead into the bottom of the seventh inning. Starting pitcher Todd Moser gave up just a single run in five innings, fanning seven and pitching out of two bases loaded jams. However, the Stars showed their grit, tying the game 4-4 thanks to two untimely errors by Carolina in the last of the ninth (among six Mudcat errors in the contest). Heroics would come in the 11th inning, as light-hitting catcher Kade Johnson swatted reliever Jose Cueto's very first pitch of the game over the left field wall to even the series.

Five County Stadium would be the site for the final games of what was now a best-of-three series. Carolina started its winningest pitcher, Donnie Bridges (10-2), in game three, hoping to seize command of the series again. The Mudcats took a mid-game 3-0 lead behind a two-run homer by Chip Ambres, and Bridges was tossing no-hit ball through five innings. However, the wheels came off when Bridges hit the first batter of the sixth. Huntsville strung three successive doubles together, leading to five runs and a 6-3 come-from-behind victory. Suddenly, the Mudcats, the wire-to-wire league favorite, found themselves in an elimination game at their home park.

The game four starting baseball fell in the hands of Carolina's Nic Ungs, a 24-year-old native of Dyersville, Iowa, famous among baseball fans as the site of the "Field Of Dreams." And on this night, Ungs pitched like he invented the game. Three first-inning runs for Carolina may have quelled Ungs' nerves, as he was unhittable for most of the contest. Ungs tossed the game of his career - a complete game three-hitter in a 7-1 Mudcats' win. One game would decide the championship.

Sunday, September 14th. A sun-splashed afternoon featuring Carolina's game one starter Hutchinson trying for an encore performance. Retiring the first nine batters of the game, Hutchinson put the Mudcats in prime position to claim their first title since 1995. However, Carolina could do little with Huntsville's Greg Bruso. Just a week earlier, Bruso knocked Birmingham out of the playoffs. Facing Carolina for the first time in the championship series, he was looking for *deja vu*. It was not to be though, thanks to some clutch hitting from a gritty Mudcats' squad.

In the fifth inning, with championship pressure slowly building on every pitch, the Mudcats fired the first salvo. The rally began when it should have ended. With two outs and none on, Hutchinson - 0-6, with five strikeouts as a hitter in the regular season - surprised Bruso and the Stars with his second hit of the game. Jesus Medrano followed with a seemingly benign single. Ambres then coaxed a walk from Bruso to fill the bases for Carolina's home run leader, Matt Padgett. In a game where the trophy might conceivably ride on the flight of one pitch, that one pitch came to Padgett. Crushing a ball to the right field wall for a three-run double, Padgett provided the Mudcats with the boost they needed. Championship number two was now in sight for the Carolina faithful.

Nearly spent from running the bases the previous inning, Hutchinson faced just two hitters in the Stars' sixth, hitting a man and giving up a single. Manager Tracy Woodson, sensing the fatigue in Hutchinson, called on Sean Fesh for relief. Fesh, who appeared in each of the first three games of the finals, showed why he won team's MVP award last season. The 30-year-old, who had never won a title of any kind, ended the inning having only allowed one run. He then proceeded to work a perfect top of the seventh inning, while Padgett dealt the finishing blow in the bottom half with a two-out single to score Medrano. Armed with a 4-1 lead, Carolina turned the ballgame over to their bullpen stoppers.

Gracesqui put on a powerful display in the eighth inning, issuing nothing more than a harmless two-out walk. In the ninth, with all fans standing, Flannery entered for one of the more emotional appearances of his pro career. Guarding a 4-1 lead, he retired the first two batters with ease, only to have two consecutive errors committed by second baseman Medrano. The Stars had the tying run at the plate with the Mudcats still one out away from the title. Chris Barnwell lifted a deep fly into left-centerfield, but Ambres covered the ground and made the catch to clinch the 2003 Southern League Championship for Carolina. The Mudcats' players and fans could now breathe a sigh of relief and begin celebrating their first championship in nearly a decade.

As the champagne flowed on the field, the team hoisted the championship trophy and posed for a photo. In a surprise to no one, Trevor Hutchinson was named Championship Series MVP With stellar performances in two of Carolina's three victories, it would be hard to imagine a Mudcats' championship without Hutchinson.

Far away in Miami, two former Mudcats received cell phone updates throughout the game. Dontrelle Willis and Miguel Cabrera, along with the 40,000 fans at Pro Player Stadium, cheered raucously when the Mudcats' championship score was posted on the stadium scoreboard. Six weeks later, they were celebrating again, as the Florida Marlins won the second World Series in their short existence.

**NIC UNGS**



**2005 SOUTHERN LEAGUE DIVISION SERIES RESULTS**

**9/7, Game 1:** L, West Tenn 3, Carolina 0

**9/9, Game 3:** L, West Tenn 11, Carolina 2

**9/8, Game 2:** L, West Tenn 2, Carolina 1

West Tenn defeats Carolina: 3-0

**2005 CAROLINA MUDCATS PLAYOFF STATISTICS**

PLAYER	AVG	G	AB	R	H	2B	3B	HR	RBI	BB	SO	SB	CS	OBP	SLG	E
Abercrombie, Reggie	.091	3	11	0	1	0	0	0	0	0	3	0	0	.091	.091	0
Aguilar, Ray	1.000	1	1	0	1	0	0	0	0	0	0	0	0	1.000	1.000	0
Anderson, Dennis	.400	3	5	0	2	0	0	0	1	1	0	0	0	.500	.400	0
Bass, Chris	.500	2	2	1	1	1	0	0	0	0	1	0	0	.500	1.000	0
Cave, Kevin	-	1	0	0	0	0	0	0	0	0	0	0	0	-	-	0
Fuell, Jerrod	-	2	0	0	0	0	0	0	0	0	0	0	0	-	-	0
Hill, Jason	.083	3	12	0	1	0	0	0	0	0	6	0	0	.083	.083	0
Lockwood, Luke	-	1	0	0	0	0	0	0	0	0	0	0	0	-	-	0
McCann, Brad	.000	1	1	0	0	0	0	0	0	0	1	0	0	.000	.000	0
McNutt, Michael	-	1	0	0	0	0	0	0	0	0	0	0	0	-	-	0
Molina, Angel	.250	3	8	0	2	0	0	0	0	0	1	0	0	.250	.250	0
Moore, Frank	.417	3	12	1	5	0	1	0	1	1	4	0	0	.462	.583	0
Muniz, JC	.200	3	10	0	2	0	0	0	1	2	3	0	1	.333	.200	0
Niles, Drew	.182	3	11	1	2	2	0	0	0	0	3	0	0	.182	.364	1
Resop, Chris	-	1	0	0	0	0	0	0	0	0	0	0	0	-	-	0
Rundgren, Rex	.000	3	9	0	0	0	0	0	0	0	2	0	0	.100	.000	1
Shanks, James	.100	3	10	0	1	0	0	0	0	1	4	1	0	.182	.100	0
Sodowsky, Clint	-	2	0	0	0	0	0	0	0	0	0	0	0	-	-	0
Tucker, Michael	.000	1	1	0	0	0	0	0	0	0	0	0	0	.000	.000	0
Ungs, Nick	1.000	1	1	0	1	0	0	0	0	0	0	0	0	1.000	1.000	0
Wolf, Ross	-	1	0	0	0	0	0	0	0	0	0	0	0	-	-	0
Yourkin, Matt	-	1	0	0	0	0	0	0	0	0	0	0	0	-	-	0

<b>TOTALS</b>	<b>.202</b>	<b>3</b>	<b>94</b>	<b>3</b>	<b>19</b>	<b>3</b>	<b>1</b>	<b>0</b>	<b>3</b>	<b>5</b>	<b>28</b>	<b>1</b>	<b>1</b>	<b>.250</b>	<b>.255</b>	<b>2</b>
---------------	-------------	----------	-----------	----------	-----------	----------	----------	----------	----------	----------	-----------	----------	----------	-------------	-------------	----------

PITCHERS	W	L	ERA	G	GS	CG	SHO	SV	IP	H	R	ER	HR	HB	BB	SO	WP	AVG
Aguilar, Ray	0	1	3.60	1	1	0	0	0	5.0	8	2	2	0	0	1	5	0	.333
Cave, Kevin	0	0	0.00	1	0	0	0	0	2.0	0	0	0	0	0	0	2	0	.000
Fuell, Jerrod	0	0	13.50	2	0	0	0	0	2.0	4	3	3	0	0	0	0	0	.444
Lockwood, Luke	0	1	40.50	1	1	0	0	0	1.1	6	6	6	1	0	0	0	0	.667
McNutt, Michael	0	0	27.00	1	0	0	0	0	0.2	2	2	2	1	0	1	1	1	.500
Resop, Chris	0	1	5.40	1	0	0	0	0	1.2	2	1	1	0	0	2	5	0	.286
Sodowsky, Clint	0	0	3.00	2	0	0	0	0	3.0	4	1	1	0	0	1	5	0	.308
Ungs, Nick	0	0	1.50	1	1	0	0	0	6.0	4	1	1	0	0	0	2	0	.190
Wolf, Ross	0	0	0.00	1	0	0	0	0	2.0	0	0	0	0	0	0	2	0	.000
Yourkin, Matt	0	0	0.00	1	0	0	0	0	1.0	0	0	0	0	0	0	1	0	.000
<b>TOTALS</b>	<b>0</b>	<b>3</b>	<b>5.84</b>	<b>3</b>	<b>3</b>	<b>0</b>	<b>0</b>	<b>0</b>	<b>24.2</b>	<b>30</b>	<b>16</b>	<b>16</b>	<b>2</b>	<b>0</b>	<b>5</b>	<b>23</b>	<b>1</b>	<b>.294</b>

**CAMERON MAYBIN**



**2008 SOUTHERN LEAGUE DIVISION SERIES RESULTS**

9/3, Game 1: W, Carolina 7, West Tenn 1

9/6, Game 3: W, Carolina 4, West Tenn 2

9/4, Game 2: W, Carolina 11, West Tenn 2

Carolina defeats West Tenn: 3-0

**2008 SOUTHERN LEAGUE CHAMPIONSHIP SERIES RESULTS**

9/8, Game 1: L, Mississippi 5, Carolina 4

9/12, Game 4: L, Mississippi 6, Carolina 5

9/9, Game 2: W, Carolina 6, Mississippi 3

9/13, Game 5: L, Mississippi 3, Carolina 2

9/11, Game 3: W, Carolina 9, Mississippi 3

Mississippi defeats Carolina: 3-2

**2008 CAROLINA MUDCATS PLAYOFF STATISTICS**

PLAYER	AVG	G	AB	R	H	2B	3B	HR	RBI	BB	SO	SB	CS	OBP	SLG	E
Brinkley, Dante	.000	4	2	0	0	0	0	0	0	1	1	0	0	.333	.000	0
Coghlan, Chris	.182	8	33	3	6	3	0	0	1	5	4	1	1	.282	.273	2
Concepcion, Alberto	.000	1	1	0	0	0	0	0	0	0	1	0	0	.000	.000	
Cousins, Scott	.320	8	25	11	8	1	0	3	5	8	8	3	0	.457	.720	1
Davis, Brad	.273	8	33	3	9	2	0	2	12	1	7	0	0	.324	.515	1
De La Cruz, Chris	.444	6	18	2	8	2	0	0	6	0	1	0	0	.421	.556	0
Delgado, Jesus	-	3	0	0	0	0	0	0	0	0	0	0	0	-	-	0
Doolittle, Todd	-	3	0	0	0	0	0	0	0	0	0	0	0	-	-	0
Glen, William	.250	2	4	1	1	0	0	0	0	0	2	0	0	.250	.250	0
Gogal, Jeff	-	3	0	0	0	0	0	0	0	0	0	0	0	-	-	0
Jenkins, Andrew	.000	4	4	0	0	0	0	0	0	0	1	0	0	.000	.000	
Marceaux, Jacob	-	1	0	0	0	0	0	0	0	0	0	0	0	-	-	0
Maybin, Cameron	.273	8	33	6	9	2	0	1	5	5	13	3	1	.368	.424	0
Mayorson, Manuel	.242	8	33	3	8	0	0	0	0	4	3	1	2	.342	.242	2
Mitchell, Lee	.370	8	27	6	10	4	1	1	8	3	11	0	0	.485	.704	1
Mobley, Chris	-	3	0	0	0	0	0	0	0	0	0	0	0	-	-	1
Raynor, John	.270	8	37	5	10	2	0	1	2	3	8	3	0	.325	.405	0
Sanchez, Gaby	.457	8	35	8	16	2	0	2	7	1	7	1	0	.500	.686	1
Santos, Jarrett	-	2	0	0	0	0	0	0	0	0	0	0	0	-	-	0
Sinkbeil, Brett	.667	1	3	0	2	0	0	0	1	0	1	0	0	.667	.667	1
Taylor, Graham	.000	1	1	0	0	0	0	0	0	0	1	0	0	.000	.000	0
Thompson, Aaron	.500	1	2	0	1	0	0	0	0	0	1	0	0	.500	.500	1
Tucker, Ryan	-	3	0	0	0	0	0	0	0	0	0	0	0	-	-	0
Wood, Timothy	.000	4	1	0	0	0	0	0	0	0	0	0	0	.000	.000	0
<b>TOTALS</b>	<b>.301</b>	<b>8</b>	<b>292</b>	<b>48</b>	<b>88</b>	<b>18</b>	<b>1</b>	<b>10</b>	<b>47</b>	<b>31</b>	<b>70</b>	<b>12</b>	<b>4</b>	<b>.378</b>	<b>.473</b>	

PITCHER	W	L	ERA	G	GS	CG	SHO	SV	IP	H	R	ER	HR	HB	BB	SO	WP	AVG
Delgado, Jesus	0	0	2.45	4	0	0	0	0	3.2	3	1	1	0	0	1	1	0	.214
Doolittle, Todd	0	1	1.59	4	0	0	0	0	5.2	3	1	1	0	0	1	7	0	.158
Glen, William	1	1	2.40	3	3	0	0	0	15	14	5	4	0	1	5	14	0	.246
Gogal, Jeff	0	1	0.00	4	0	0	0	0	4.1	3	1	0	0	0	3	1	0	.200
Marceaux, Jacob	0	0	0.00	1	0	0	0	0	1	0	0	0	0	0	0	1	0	.000
Mobley, Chris	0	0	1.80	5	0	0	0	2	5	3	1	1	1	0	2	4	1	.167
Santos, Jarrett	0	1	15.43	3	0	0	0	0	2.1	6	4	4	0	0	5	1	1	.545
Sinkbeil, Brett	2	0	0.00	2	2	0	0	0	11	6	2	0	0	1	4	8	1	.154
Taylor, Graham	0	0	9.00	1	1	0	0	0	4	7	4	4	1	0	1	2	1	.412
Thompson, Aaron	2	0	4.50	2	2	0	0	0	10	10	5	5	2	0	6	7	0	.256
Tucker, Ryan	0	0	1.13	5	0	0	0	0	8	7	1	1	1	0	4	6	1	.241
Wood, Timothy	0	0	0.00	6	0	0	0	0	6.2	1	0	0	0	0	1	8	1	.042
<b>TOTALS</b>	<b>5</b>	<b>3</b>	<b>2.47</b>	<b>8</b>	<b>8</b>	<b>0</b>	<b>0</b>	<b>2</b>	<b>76.2</b>	<b>63</b>	<b>25</b>	<b>21</b>	<b>5</b>	<b>2</b>	<b>33</b>	<b>60</b>	<b>6</b>	<b>.221</b>



## MEDIA DEPARTMENT

<b>Director - Broadcasting and Media Relations:</b> .....	Gregory Young
<b>E-mail:</b> mudcatsradio@carolinamudcats.com   <b>Office:</b> 919-269-2287   <b>Cell:</b> 916-804-8029	
<b>Manager - Multimedia:</b> .....	Evan Moesta
<b>E-mail:</b> emoesta@carolinamudcats.com   <b>Office:</b> 919-269-2287	
<b>Coordinator - Social Media/Marketing/Graphics:</b> .....	Aaron Bayles
<b>E-mail:</b> abayles@carolinamudcats.com   <b>Office:</b> 919-269-2287	

### ADMISSION TO STADIUM

Enter through the Hwy 264 gate, located near the team administrative office. Credentials are available for pickup three hours prior to game time. Working credentials issued by Carolina Mudcats Media Relations or Major League Baseball/Minor League Baseball are required for admittance. No other credential will be honored.

### PRESS BOX

The Five County Stadium press box is located on the fourth floor behind home plate. The main press box, as well as the adjacent radio booths, have sliding windows that are either entirely open or entirely closed. The press box is a smoke-free environment. There are two radio booths that are reserved for both home and visiting announcers. An elevator directly behind the press box will transport media to the main concourse. The press box is equipped for wireless and wired internet access. Information on accessing the network is available upon request. The press box is a working area and should be treated as such. The press box is closed to scouts during the game.

### CLUBHOUSES

The home clubhouse is located near the team administrative office and beyond the left field wall. The visiting clubhouse is located beyond the right field wall. Only properly credentialed media are allowed in the clubhouses. Media is allowed access, by request, beginning 3 1/2 hours prior to game time (excluding morning and early afternoon first pitch times). The clubhouse closes one hour before first pitch and will remain closed through the game. The training room, X-ray room, kitchen, weight room and video room are all off limits to media. Still photographers are not allowed in the clubhouses without prior approval from the media relations staff. Media are not allowed to use cell phones in the clubhouse.

### FIELD

Access to the playing field is available through the left field corner gate and steps leading from the respective dugouts on the third and first base sides. Only properly credentialed media are allowed on the field. Live or direct transmissions are permitted from the field until 45 minutes prior to game time. The grounds crew and media relations department politely ask media to avoid standing on the grass.

### PARKING

Parking is available on the Hwy 39 and Old Hwy 264 sides of Five County Stadium. Local media is encouraged to park on the Hwy 264 side of Five County Stadium. No specific area is reserved for media parking. Season credentials double as a season parking pass. Those with single-game credentials will be placed on a media list and should check in with a parking attendant at the lot.

### PHOTOGRAPHER INFORMATION

Photo wells are located on the first and third-base sides on the field near the dugouts. Internet lines are available for photographers to transmit their photographs electronically. Wired and wireless internet is also available. Please check with Carolina Mudcats Media Relations for connection information.

### POSTGAME ACCESS

By rule, clubhouses open no later than 10 minutes after the conclusion of the game. Only properly credentialed media are allowed access.

### PRESS HOSPITALITY AND MEALS

Press hospitality is open to those with a applicable credential issued by the Carolina Mudcats Media Relations Department or Major League/Minor League Baseball. Meal tickets will be provided beginning 1 1/2 hours prior to game time. Meal tickets can be obtained from the Carolina Mudcats Media Relations Department.

### TELEVISION CREWS

Space to shoot game highlights is available upon request. NO LIVE TRANSMISSION is allowed during games inside Five County Stadium. Additional game highlights are available upon request.

### WORKING CREDENTIALS

Credentials will be issued only to legitimate news-gathering agencies, subject to the discretion of the Carolina Mudcats Media Relations Department. All single-game credential requests must be made at least 24 hours in advance of the game or their fulfillment cannot be assured. Credentials should be displayed at all times and will be checked by stadium security. Credential requests can be made by contacting Gregory Young at (916) 804-8029 or by email at mudcatsradio@carolinamudcats.com. Daily credentials can be picked up at the main box office behind home plate no earlier than three hours prior to game time. Under no circumstances should credentials be transferred from person to person or be used by media who are not working the game. Violation of this policy will result in revocation of credentials.

**LOCAL TELEVISION****WUNC-TV 4 (PBS)**

www.uncvtv.org  
 10 UNC-TV Drive  
 PO Box 14900  
 Research Triangle Park, NC 27709  
 (919) 549-7000

**WRAL-TV 5 (NBC)**

www.wral.com  
 2619 Western Boulevard  
 Raleigh, N.C. 27606  
 (919) 821-8600  
 Sports Director: Derek Medlin  
 Anchors: Jeff Gravley, Jeff Fialko, Mary Dunleavy

**WTVD-TV 11 (ABC)**

www.abc11.com  
 319 Fayetteville St #107  
 Raleigh, NC 27601  
 (919) 899-3600  
 Anchors/Reporters: Mark Armstrong, Joe Mazur, Bridget Condon

**WNCN-TV 17 (CBS)**

www.wncn.com  
 1205 Front St  
 Raleigh, NC 27609  
 (919) 835-6397  
 Anchors/Reporters: Jeff Jones, Todd Gibson, Arran Andersen

**WUVC-TV 40 (Univision)**

www.univision.com/north-carolina/wuvc  
 4505 Falls of the Neuse Rd.  
 Suite 660  
 Raleigh, NC 27609  
 (919) 872-7440

**WRAX-TV 50 (FOX)**

www.fox50.com/  
 2619 Western Boulevard  
 Raleigh, NC 27606  
 (919) 595-5221  
 Anchors: Jeff Gravley, Jeff Fialko, Mary Dunleavy

**Spectrum News Central NC**

www.twcnews.com  
 2505 Atlantic Ave., Ste. 102  
 Raleigh, NC 27604  
 (919) 882-4040  
 Anchors/Reporters: Jason Brown, Eddie Hughes, J.B. Hicks, Mike Solarte, Mike Toper

**LOCAL NEWSPAPERS****The News & Observer**

www.newsobserver.com  
 215 South McDowell Street  
 P.O. Box 191  
 Raleigh, NC 27602  
 (919) 829-4500  
 Sports Editor: Steve Ruinsky

**Rocky Mount Telegram**

www.rockymounttelegram.com  
 1000 Hunter Hill Road  
 Rocky Mount, NC 27804  
 (252) 446-5161  
 Sports Editor: Jessie H. Nunery  
 Staff: Sam Evers, Patrick Mason

**The Wilson Times**

http://www.wilsontimes.com  
 126 Nash St. W.  
 Wilson, North Carolina 27893  
 (252) 243-5151  
 Sports Editor: Paul Durham  
 Staff: Jimmy Lewis

**Indy Week**

www.indyweek.com  
 227 Fayetteville St. Suite 105  
 Raleigh, NC 27601  
 (919) 832-8774

**Associated Press**

www.apnews.com/tag/Raleigh  
 4800 Six Forks Rd., Ste 210  
 Raleigh, NC 27609  
 919.510.8937

**LOCAL RADIO STATIONS****W239CK-95.7 FM / W243DK-96.5 FM**

www.wralsportsfan.com  
 3100 Highwoods Blvd #140,  
 Raleigh, NC 27604

**WCMC-99.9 FM**

www.999thefan.com  
 www.wralsportsfan.com  
 3012 Highwoods Blvd.  
 Suite 201  
 Raleigh, NC 27604

**WDNC-620 AM**

www.wralsportsfan.com  
 407 Blackwell Street  
 Durham, NC 27701

**WCLY-1550 AM**

[www.wralsportsfan.com](http://www.wralsportsfan.com)  
3012 Highwoods Blvd.  
Suite 201  
Raleigh, NC 27604  
(919) 954-1550

**WPTF-680 AM**

[www.wptf.com](http://www.wptf.com)  
3012 Highwoods Blvd., Ste. 201  
Raleigh, NC 27604  
(919) 878-1724

**WUNC-91.5 FM**

[www.wunc.org](http://www.wunc.org)  
120 Friday Center Dr.  
Chapel Hill, NC 27517  
(919) 445-9150

**WTSB-1090 AM**

[www.jocoreport.com](http://www.jocoreport.com)  
PO Box 90  
Smithfield, NC 27577  
(919) 934-6789

**WDWG-98.5 FM**

[www.bigdawg985.com](http://www.bigdawg985.com)  
12714 East NC 97  
Rocky Mount, NC 27803  
(252) 442-8091

**WPWZ-95.5 FM**

[www.powerhits95.com](http://www.powerhits95.com)  
12714 E. NC 97  
Rocky Mount, NC 27803  
(252) 442-8091

**WRMT-1490 AM**

12714 East NC 97  
Rocky Mount, NC 27803  
(252) 442-1490



## RADIO NETWORK

### CAROLINA MUDCATS RADIO BROADCASTS

**Radio:** WDWG-98.5 FM, The Big Dawg | WRMT-AM 1490 AM

**Streaming Audio:** [www.carolinamudcats.com](http://www.carolinamudcats.com), TuneIn Radio

**Streaming Video:** MiLB.tv (Home Games & Select Road Games)

Nearly all Carolina Mudcats games are broadcast live on the team's flagship radio station, The Big Dawg 98.5 FM; while select, weekday day games air on Sports 1490 AM. Centered in Rocky Mount, NC, The Big Dawg 98.5 FM is a 16,000 watt, around the clock country music station playing "Today's Hottest Country." Also centered in Rocky Mount, Sports 1490 AM is a local sports station featuring live sports, Fox Sports Network programming and the Dan Patrick Show. Fans can also listen online for free via [www.carolinamudcats.com](http://www.carolinamudcats.com) and through the TuneIn Radio app on their mobile device. TuneIn Radio is the official digital audio partner of MiLB.com. All home games and select road games also stream live in full HD video via paid subscription on MiLB.tv.



Radio and online audio broadcasts begin 15 minutes before first pitch with The Mudcats Pregame Show featuring a game recap from the previous game, the latest scores, interviews, daily lineups and a preview of each game. Each broadcast additionally concludes with The Mudcats Postgame Show featuring highlights, scores and a look ahead to the next game.

### RADIO ANNOUNCER

#### Gregory Young

*Director of Broadcasting & Media Relations*

Email: [mudcatsradio@carolinamudcats.com](mailto:mudcatsradio@carolinamudcats.com)

Twitter: @gregyoungjr

Gregory Young is in his fifth season with the Carolina Mudcats and 11th overall in Minor League Baseball. He was first named the Director of Broadcasting and Media Relations for the Mudcats in March of 2015 and has held the same role since. In 2018, earned the seventh annual Carolina League Broadcaster of the Year award and called the 2018 Carolina League All-Star Classic.

In 2014, Young became a member of the Double-A Tennessee Smokies and the highly regarded Smokies Radio Network. He previously worked with the High-A Modesto Nuts of the California League and called the 2011 California League vs. Carolina League All-Star Game. He began with the Nuts as a Broadcast Assistant in 2007 before being promoted as the team's Director of Broadcasting the following year, a position he held through the 2011 season.

During his time with Modesto, Young also worked at KESP AM970 as a Sports Anchor. Over the years he has worked as a broadcaster for Comcast Hometown Network and their coverage of the San Jose Giants (High-A, California League) and Fresno Grizzlies (Triple-A, Pacific Coast League), in addition to high school football and basketball. The Hidden Valley Lake, CA, native began his professional play-by-play career in 2006 when he became the radio voice of the California Cougars of the Major Indoor Soccer League.



# WESTON WILSON

2018 WILLIE DUKE AWARD WINNER

PICTURED: WILSON RECEIVES HIS CAROLINA LEAGUE PLAYER OF THE MONTH (JULY) AWARD FROM MILWAUKEE BREWERS PRESIDENT OF BASEBALL OPERATIONS DAVID STEARNS.



**MUDCATS  
AWARDS**

**WILLIE DUKE AWARD**



The Willie Duke award is presented annually to the Carolina Mudcats' player(s) who best symbolizes the spirit and dedication to baseball exhibited by Willie Duke. Known as "Mr. Baseball" for his tireless efforts promoting the game, Willie (1910-1993) was one of the "founding fathers" of the Raleigh Hot Stove League in 1950 and served as its President for many years. Known as "Mr. Baseball" in Raleigh, he was active in helping to organize and develop youth baseball programs such as Little League and American Legion Baseball in the Raleigh area.

Born in Franklin County on July 5, 1910, Willie moved to Raleigh and attended Hugh Morson High School. He played baseball and football at NC State and graduated in 1933. He received his Master's Degree from UNC.

Willie began his professional baseball career in 1934 and, except for an interruption while he served as a commissioned officer in the Navy during World War II, continued for almost 20 years. He never played in the Major Leagues, but he reached Triple-A in 1938 when he played for Minneapolis in the American Association. He batted in the "cleanup" spot behind future Hall-of-Famer Ted Williams. Willie also scouted for several major league teams and managed in the minor leagues. He skippered the Durham club in 1947-48 and 1951.

- 1992..... Bruce Schreiber
- 1993..... Rich Aude
- 1994..... Trey Beamon & Mark Johnson
- 1995..... Jason Kendall
- 1996..... Lou Collier & Blaine Beatty
- 1997..... Tracy Sanders
- 1998..... Emil Brown
- 1999..... Rod Bair
- 2000..... Juan Pierre & Elvis Pena
- 2001..... Mike Murphy
- 2002..... Choo Freeman
- 2003..... Donnie Bridges & Sean Fesh
- 2004..... Josh Willingham
- 2005..... Jeremy Hermida
- 2006..... Paul Mildren
- 2007..... Lee Mitchell
- 2008..... Gaby Sanchez
- 2009..... Chris Heisey & Todd Frazier
- 2010..... Dave Sappelt
- 2011..... Neftali Soto & Denis Phipps
- 2012..... Ronny Rodriguez
- 2013..... Francisco Lindor & Joey Wendle
- 2014..... Ryan Merritt
- 2015..... Connor Lien
- 2016..... Keith Curcio
- 2017..... Jake Gatewood
- 2018..... Weston Wilson



**WESTON WILSON**  
2018 Willie Duke Award Winner



### ED HALES AWARD

Awarded annually in recognition of the player(s) who best exemplifies unselfish spirit, dedication and commitment to the community.

1993.....	Dennis Tafoya
1994.....	Mike Brown
1995.....	Tony Beasley
1996.....	Tony Beasley & Marcus Hanel
1997.....	Marcus Hanel & Jonathan Sweet
1998.....	Jonathan Sweet
1999.....	Bobby Bevel
2000.....	Jody Gerut
2001.....	Josh Kalinowski
2002.....	Ryan Cameron
2003.....	Mike Flannery
2004.....	Peter Bauer
2005.....	Ryan Baker
2006.....	Jamie Athas
2007.....	Lee Mitchell & Ryan Bear
2008.....	Gaby Sanchez
2009.....	Korey Feiner
2010.....	Brandon Yarbrough
2011.....	Travis Webb
2012.....	Will Roberts & Michael Goodnight
2013.....	Cody Anderson & Tony Wolters
2014.....	Jacob Lee
2015.....	Blair Walters
2016.....	Sal Giardina
2017.....	Cody Ponce
2018.....	Alec Kenilvort



**ALEC KENILVORT**  
2018 Ed Hales Award Winner



**MUDDY THE MUDCAT**

# MUDDY THE MUDCAT



## ABOUT MUDDY THE MUDCAT

**Species:** Mudcatiss Baseballius

**Birthday:** August 3rd

**Birthplace:** Pond at Five County Stadium

**Height:** Tallest of all the fish in Five County Stadium Pond

**Weight:** More than a bucket of baseballs

**Bats:** Whichever way Coach tells me

**Throws:** T-Shirts, baseballs and great parties

**Lucky Number:** 1

**Best Friend:** Mini Muddy

**Favorite Color:** Mudcats Red

**Likes:**

The Mudcats  
Mudcats Fans  
High-Fives  
Baseball

**Dislikes:**

Fishing Poles  
Hooks & Nets  
Pelicans  
Wood Ducks

### MINI MUDDY






**JERSEYS, CAPS & LOGOS**

CAROLINA  
MUDCATS

CAROLINA  
MUDCATS



MUDCATS

MUDCATS




### **PESCADOS DE CAROLINA - COPA DE LA DIVERSIÓN...**

"Copa de la Diversión" is a season-long event series specifically designed to embrace the culture and values that resonate most with participating teams' local U.S. Hispanic/Latinx communities. Carolina's Pescados de Carolina, Copa de la Diversión identity is presented locally by the Dental Center at Zebulon and by ECHO Power Tools, the "Official Outdoor Power Tool of Copa de la Diversión" ("Herramienta Oficial de la Copa de la Diversión").



### **CAROLINA MICRO BREWS...**

The Carolina Mudcats are brewing up a big change for the 2019 season as the club will re-brand for four nights this season (4/13, 5/9, 6/6, 8/1) as the "Carolina Micro Brews," paying homage to their Major League affiliate, the Milwaukee Brewers. The all-new Micro Brews moniker and brand features a blue and yellow color scheme designed after the Brewers. The new cap logo features an interlocking "M" and "B" logo for Micro Brews, while the jersey logo reads Micro Brews with a hop flower dotting the letter "i" in Micro. The front of the jersey also features the Mudcats logo and uniform number. The left-sleeve also features the interlocking M and B logo placed on a yellow and blue barrel, as well as blue and yellow piping along the edges of the sleeves.



This image shows a single sheet of white paper with horizontal blue or grey ruling lines. The lines are evenly spaced and run across the width of the page. There are approximately 20 lines visible. The paper has a slight shadow on the right side, suggesting it's resting on a surface.



## 2019 SEASON SCHEDULE

(919) 269-2287 | CAROLINAMUDCATS.COM

### APRIL

SUN	MON	TUE	WED	THU	FRI	SAT
				DE 7:00	DE 7:00	DE 6:00
7 DE 1:00	8 @POT 7:05	9 @POT 7:05	10 @POT 7:05	11 WIL 7:00	12 WIL 7:00	13 WIL 5:00
14 WIL 2:00	15 FAY 7:00	16 FAY 7:00	17 FAY 11:00am	18 @FAY 7:00	19 @FAY 7:00	20 @FAY 5:00
21 @FAY 2:00	22 OFF	23 @MB 7:05	24 @MB 7:05	25 @MB 7:05	26 POT 7:00	27 POT 5:00
28 POT 2:00	29 @SAL 7:05	30 @SAL 7:05	Budweiser			

### JULY

SUN	MON	TUE	WED	THU	FRI	SAT
	1 @MB 7:05	2 @MB 7:05	3 @MB 7:05	4 FRE 7:00	5 FRE 7:00	6 FRE 6:00
7 LYN 2:00	8 LYN 7:00	9 LYN 12:00	10 @FRE 7:00	11 @FRE 7:00	12 @FRE 7:00	13 @WIL 6:05
14 @WIL 1:35	15 @WIL 6:35	16 OFF	17 MB 7:00	18 MB 7:00	19 MB 7:00	20 WIL 5:00
21 WIL 2:00	22 WIL 7:00	23 @DE 7:00	24 @DE 11:00am	25 @DE 7:00	26 @FAY 7:00	27 @FAY 6:00
28 @FAY 6:00	29 OFF	30 DE 7:00	31 DE 11:00am	Budweiser		

### MAY

SUN	MON	TUE	WED	THU	FRI	SAT
			1 @SAL 11:05am	2 @SAL 7:05	3 @WIL 7:05	4 @WIL 6:05
5 @WIL 1:35	6 OFF	7 FAY 7:00	8 FAY 11:00am	9 FAY 7:00	10 MB 7:00	11 MB 5:00
12 MB 2:00	13 @LYN 6:30	14 @LYN 6:30	15 @LYN 6:30	16 @LYN 6:30	17 @FAY 7:00	18 @FAY 5:00
19 @FAY 2:00	20 LYN 7:00	21 LYN 7:00	22 LYN 11:00am	23 LYN 7:00	24 DE 7:00	25 DE 5:00
26 DE 6:00	27 DE 12:00	28 OFF	29 @WS 7:00	30 @WS 7:00	31 @WS 7:00	

### AUGUST

SUN	MON	TUE	WED	THU	FRI	SAT
				1 DE 7:00	2 @WS 7:00	3 @WS 6:00
4 @WS 2:00	5 OFF	6 @DE 7:00	7 @DE 7:00	8 @DE 7:00	9 SAL 7:00	10 SAL 5:00
11 SAL 2:00	12 OFF	13 WS 7:00	14 WS 11:00am	15 WS 7:00	16 @LYN 6:00	17 @LYN 6:00
18 @LYN 3:00	19 OFF	20 @MB 7:05	21 @MB 7:05	22 @MB 7:05	23 LYN 7:00	24 LYN 5:00
25 LYN 2:00	26 FAY 7:00	27 FAY 7:00	28 FAY 7:00	29 FAY 7:00	30 @SAL 7:05	31 @SAL 6:05

### JUNE

SUN	MON	TUE	WED	THU	FRI	SAT
						1 @WS 6:00
2 FRE 4:00	3 FRE 7:00	4 FRE 7:00	5 OFF	6 SAL 7:00	7 SAL 7:00	8 SAL 5:00
9 SAL 2:00	10 @FRE 7:00	11 @FRE 7:00	12 @FRE 7:00	13 WS 7:00	14 WS 7:00	15 WS 5:00
16 WS 2:00	17, 18, 19 All-Star Break June 18th All-Star Game in Frederick, MD				20 @POT 7:05	21 @POT 7:05
22 @POT 1:05	23 @POT 2:00	24 DE 7:00	25 DE 7:00	26 DE 11:00am	27 POT 7:00	28 POT 7:00
29 POT 2:00	30 POT 2:00	31 POT 2:00				

### SEPTEMBER

SUN	MON	TUE	WED	THU	FRI	SAT
1 @SAL 2:05	2 @SAL 1:05	3	4	5	6	7

- 7 PM GAME 4 PM & 6 PM GAME 5 PM GAME  
2 PM GAME 11AM & 12PM GAME AWAY GAME

DE: Down East Wood Ducks (Texas)

FAY: Fayetteville Woodpeckers (Houston)

FRE: Frederick Keys (Baltimore)

LYN: Lynchburg Hillcats (Cleveland)

MB: Myrtle Beach Pelicans (Chicago-NL)

POT: Potomac Nationals (Washington)

SAL: Salem Red Sox (Boston)

WIL: Wilmington Blue Rocks (Kansas City)

WS: Winston-Salem Dash (Chicago-AL)

2/20/2019