

COLUMBIA FIREFLIES

MEDIA GUIDE

2018



TABLE OF CONTENTS



| | |
|--|-------|
| Table of Contents | 2 |
| Fireflies Club Directory & Field Staff | 3 |
| 2016 Ballpark Digest Ballpark of the Year | 4 |
| 'Total Eclipse of the Park' - 8/21/17 | 5 |
| Spirit Communications Park/Game Day Information..... | 6 |
| Columbia Baseball History and Information | 7 |
| 2018 Schedule..... | 8 |
| 2018 Fireflies Manager – Pedro Lopez..... | 10 |
| 2018 Fireflies Field Staff | 11 |
| Pitching Coach Jonathan Hurst | |
| Hitting Coach Ender Chavez | |
| Athletic Trainer Hiroto Kawamura | |
| Strength & Conditioning Coach Tanner Miracle | |
| Assistant Coach Derek Mosher | |
| 2018 Fireflies Player Profiles | 12-16 |
| 2017 Season in Review | 17-18 |
| 2017 South Atlantic League Final Standings | 19 |
| 2017 South Atlantic League Playoff Results..... | 19 |
| 2017 South Atlantic Post-Season All-Star Team | 20 |
| 2017 South Atlantic League Awards..... | 20 |
| 2017 South Atlantic League Attendance..... | 20 |
| 2017 South Atlantic Final Team Statistics | 21 |
| 2017 South Atlantic League Batting and Pitching – Individual Leaders | 21 |
| 2017 Columbia Hitting and Pitching Statistics | 22 |
| 2017 Fireflies 1st Half Day-by-Day Schedule | 23 |
| 2017 Fireflies 2nd Half Day-by-Day Schedule | 24 |
| 2017 Fireflies Season/Individual Highs & Lows | 25 |
| 2017 Fireflies Transactions..... | 26 |
| 2017 Attendance Information..... | 27 |
| Top 10 Crowds Spirit Communications Park History | 27 |
| Team History and Records | 28-34 |
| Yearly Finishes | 35 |
| All-Time Roster | 36 |
| New York Mets Directory | 38 |
| New York Mets Minor League Affiliates | 39 |
| New York Mets Player Development | 40 |
| South Atlantic League – Southern Division..... | 42 |
| South Atlantic League – Northern Division | 43 |
| South Atlantic League – 2018 Playoff Format | 44 |
| Fireflies Broadcast Information | 46 |
| Columbia Local Media | 46 |
| 2017 Fireflies Media Regulations | 47-48 |
| Rules of Interest..... | 49 |
| 2018 New MiLB Pace of Play Regulations | 50-51 |

Special thanks to MLB Advanced Media, Baseball-Reference.com, the New York Mets, Jared Law, Marcus Walker, Sam Hyman and Dalton Workman for their contributions to this publication.



CLUB DIRECTORY



1640 Freed Street
Columbia, SC 29201
Telephone: (803) 726-4487
Fax: (803) 726-3126
Email: info@ColumbiaFireflies.com
Website: ColumbiaFireflies.com



| | |
|---|------------------|
| Owned and Operated By | Hardball Capital |
| Principal Owner | Jason Freier |
| Team President | John Katz |
| Executive Vice President | Brad Shank |
| Senior Vice President - Food and Beverage | Scott Burton |
| Vice President - Marketing and Public Relations | Abby Naas |
| Vice President - Corporate Partnerships | Blake Buchanan |
| Director of Group Sales | Kaylee Swanson |
| Director of Stadium Operations | Anthony Altamura |
| Director of Accounting and Baseball Operations | Jonathan Mercier |
| Director of Ticketing | Joe Shepard |
| Assistant Director of Ticketing/Reading Program Manager | Kyle Williamson |
| Ticket Account Manager | Jeff Berger |
| Ticket Account Manager | Dalton Tresvant |
| Ticket Account Manager | Scott Rhodes |
| Ticket Account Manager | Elena Hooven |
| Ticket Account Manager | Stephanie Keane |
| Video Production Manager | Jared Law |
| New Media Engagement and Promotions Manager | Kyle Martin |
| Community Engagement Manager | Elliott Anderson |
| Marketing/Client Services Manager | Ashlie DeCarlo |
| Graphics Manager | Marcus Walker |
| Business Analytics Manager | Corey Marchesini |
| Director of Broadcasting and Media Relations | Kevin Fitzgerald |
| Corporate Partnerships Account Executive | Blake Currie |
| Executive Chef | Bobby Hunter |
| Catering Manager | Terry Stevenson |
| Luxury Suite & Club Level Manager | Maranda Holliday |
| Food and Beverage Manager | Michael Bolt |
| Merchandise Manager | Alex Watson |
| Director of Special Events | Jaime Tamsin |
| Stadium Operations Manager | Matt Lundquist |
| Head Groundskeeper | Danny Losito |
| Assistant Groundskeeper | Dalton Workman |
| Office Manager | Sabriya Brooks |

FIELD STAFF

| | |
|-------------------------------|-----------------|
| Manager | Pedro Lopez |
| Pitching Coach | Jonathan Hurst |
| Hitting Coach | Ender Chavez |
| Athletic Trainer | Hiroto Kawamura |
| Strength & Conditioning | Tanner Miracle |
| Assistant Coach | Derek Mosher |
| Clubhouse Manager | Dylan Craig |

SPIRIT COMMUNICATIONS PARK

2016 BALLPARK DIGEST



BALLPARK OF THE YEAR



AUGUST 21, 2017 - 'TOTAL ECLIPSE OF THE PARK'

FRANCHISE RECORD 9,629 FANS AT SPIRIT COMMUNICATIONS PARK





SPIRIT COMMUNICATIONS PARK

GENERAL INFORMATION

Address: 1640 Freed Street, Columbia, SC 29201
Opened: 2016
Capacity: 7,501
Dimensions: CF - 400 ft.
 LCF - 372 ft RCF - 382 ft.
 LF - 319 ft RF - 330 ft

Background: Spirit Communications Park, the 2016 *Ballpark Digest* Ballpark of the Year, is a 365-day per year multi-use sports and entertainment venue located in the heart of downtown Columbia, SC. Spirit Communications Park is the home ballpark for the Columbia Fireflies, the South Atlantic League affiliate of the New York Mets. Designed for baseball, concerts, football, soccer and a host of other activities, the venue seats approximately 9,000 for sporting events and up to 15,000 for major outdoor concerts. With 16 luxury suites and a 7,000 square-foot Club Level Lounge, Spirit Communications Park can also host everything from business meetings to wedding receptions, and everything in between. The venue is open 365 days a year and serves as a public park with the wrap-around concourse representing 1/3 of a mile for walkers and joggers.

Construction Cost: \$37 million
Video Board: 25 ft. x 50 ft.
Concessions: 4 permanent stands, 27 specialty carts
Luxury Suites: 16



SPIRIT COMMUNICATIONS PARK GAME DAY INFORMATION

Standard Home Game Times

| | <u>Pre All-Star Break</u> | <u>Post All-Star Break</u> |
|----------------------|---------------------------|----------------------------|
| Monday-Friday | 7:05 PM | 7:05 PM |
| Saturday | 6:05 PM | 6:05 PM |
| Sunday | 2:05 PM | 2:05 PM |

Exceptions: May 2 (11:05 AM); May 7 (11:05 AM); May 23 (11:05 AM); May 28 (12:05 PM)

**All-Star Break: June 18-20 (All-Star Game in Greensboro, NC)*

Individual Ticket Prices

| | |
|---|----------------------------|
| Bullpen Boxes | \$50.00 (includes 4 seats) |
| On Deck Seats | \$12.00 |
| Palmetto Citizens FCU All-Star Seats | \$10.00 |
| Home Run Porch | \$10.00 |
| Reserved Seats | \$9.00 |
| Bojangles' Berm | \$5.00 |

2018 FIREFLIES PRE-GAME SCHEDULE (SUBJECT TO CHANGE)

11:05 a.m. Game Time

| | |
|-------------------|----------------|
| Fireflies Infield | 8:00 to 8:15 |
| Fireflies BP | 8:15 to 9:15 |
| Visitors BP | 9:15 to 10:00 |
| Visitors Infield | 10:00 to 10:15 |
| Grounds Crew | 10:15 to 11:00 |

12:05 p.m. Game Time

| | |
|-------------------|----------------|
| Fireflies Infield | 9:00 to 9:15 |
| Fireflies BP | 9:15 to 10:15 |
| Visitors BP | 10:15 to 11:00 |
| Visitors Infield | 11:00 to 11:15 |
| Grounds Crew | 11:15 to 12:00 |

2:05 p.m. Game Time

| | |
|-------------------|----------------|
| Fireflies Infield | 11:00 to 11:15 |
| Fireflies BP | 11:15 to 12:15 |
| Visitors BP | 12:15 to 1:00 |
| Visitors Infield | 1:00 to 1:15 |
| Grounds Crew | 1:15 to 2:00 |

7:05 p.m. Game Time

| | |
|-------------------|--------------|
| Fireflies Infield | 4:00 to 4:15 |
| Fireflies BP | 4:15 to 5:15 |
| Visitors BP | 5:15 to 6:00 |
| Visitors Infield | 6:00 to 6:15 |
| Grounds Crew | 6:15 to 7:00 |

6:05 p.m. Game Time

| | |
|-------------------|--------------|
| Fireflies Infield | 3:00 to 3:15 |
| Fireflies BP | 3:15 to 4:15 |
| Visitors BP | 4:15 to 5:00 |
| Visitors Infield | 5:00 to 5:15 |
| Grounds Crew | 5:15 to 6:00 |

SPIRIT COMMUNICATIONS PARK GROUND RULES

- Any batted ball that is hit over the yellow home run stripe surrounding the outfield (regardless if the ball returns to the field of play after hitting a railing or batter's eye windscreen) shall be declared a **home run**.
- A batted ball that bounces on the field or warning track and hits the railing or the batter's eye windscreen above the yellow home run stripe and returns to the field of play shall be declared a **ground rule double**.
- A batted ball that bounces on the field or warning track in fair territory and hits the railings above the side wall padding shall be declared a **ground rule double**.
- A thrown ball that hits the netting behind home plate (between the break in the dugout netting), the pads in front of the dugout, including the infield netting, or pads adjacent to the dugouts, including the infield netting (perpendicular to the field) is a **live ball**.
- A thrown ball that hits the netting over the dugout (outside the break in the dugout netting) is a **dead ball**.
- The top step of the dugout is a **dead ball**. All catches must be made on the warning track, before reaching the top step.
- Any thrown or batted ball that becomes lodged under the bullpen benches or behind the field tarp is a **dead ball**.
- A batted ball that bounces in fair territory becomes lodged under or behind the field tarp is a **dead ball**.
- A catch will not be allowed if a player has placed any footing on the field tarp or the tarp roll, however, a player may lean on or over the field tarp to make a catch.

COLUMBIA BASEBALL HISTORY



Baseball has been a staple in Columbia dating back to the late 1800s and in April of 2016, returned for the first time in nearly 12 years. Fans in South Carolina's capital had been without a professional baseball franchise since the Capital City Bombers moved to Greenville, South Carolina, following the 2004 season. Here are some historical highlights:

- Columbia's first known baseball game took place in 1867.
- The South Atlantic League's Columbia roots reach as far back as 1892 when the Columbia Senators became the city's first professional team.
- The Columbia Skyscrapers were the first sustained team in the city, later changing its name to the Gamecocks, Commies and Comers — the latter two after Columbia's commissioner-based government at the time.
- In 1927 — after a fire destroyed a portion of the Comers ballpark on the state fairgrounds — Pittsburgh Pirates owner, Barney Dreyfuss (a Hall of Famer, credited with creating the modern World Series) donated the funds to build what would soon be known as historic Capital City Stadium. A road outside the park is named in Dreyfuss' honor.
- The Cincinnati Reds were one of the first major league teams to form an official affiliation in Columbia. Hall of Famer Frank Robinson was a star for the Columbia Reds in 1954 and '55. Robinson then broke into the National League as a 20-year-old rookie the following year and went on to garner 12 All-Star selections.
- Professional baseball was absent from 1962 to 1982 until the Shelby (NC) Mets moved to Columbia. The team changed its name to the Capital City Bombers in 1993 honoring the heroic Doolittle Raiders – fighter pilots during World War II who trained for combat in Columbia.
- The franchise won three South Atlantic League championships during its 21 years in Columbia before moving to Greenville, SC, following the 2004 season. Mets stars like Todd Hundley, Jose Reyes and David Wright all passed through the Palmetto State.
- Ten years later, in October of 2014, Minor League Baseball granted approval to move a team back to Columbia. The following May, the Savannah Sand Gnats announced their franchise would relocate into the brand new Spirit Communications Park for the 2016 season, bringing professional baseball back to the Palmetto State's capital.
- The first game at Spirit Communications Park was played on April 14, 2016 against the Greenville Drive (a 4-1 Fireflies victory). 9,077 fans pushed through the gates to see the official return of professional baseball to the Midlands.
- Ex-Reds, Pirates and Red Sox infielder Pokey Reese is from Columbia. He won a World Series with Boston in 2004.

COLUMBIA'S PROFESSIONAL BASEBALL TEAMS

| Team | League | Affiliation | Years |
|-------------|-----------------------|-----------------------|---------------------------------------|
| Senators | South Atlantic League | N/A | 1892 |
| Skyscrapers | South Atlantic League | N/A | 1904 |
| Gamecocks | South Atlantic League | N/A | 1905-1910 |
| Commies | South Atlantic League | N/A | 1911 |
| Comers | South Atlantic League | N/A | 1912, 1914-1917, 1919-1923, 1925-1930 |
| Sandlappers | Piedmont League | Boston Red Sox | 1934 |
| Senators | South Atlantic League | Boston Bees (Braves) | 1936-1937 |
| Reds | South Atlantic League | Cincinnati Reds | 1938-1942, 1946-1955 |
| Gems | South Atlantic League | Kansas City Athletics | 1956-1957 |
| Reds | South Atlantic League | Cincinnati Reds | 1960-1961 |
| Mets | South Atlantic League | New York Mets | 1983-1992 |
| Bombers | South Atlantic League | New York Mets | 1993-2004 |
| Fireflies | South Atlantic League | New York Mets | 2016-Present |

EVOLUTION OF THE FIREFLIES FRANCHISE

| Years | Name | Titles |
|------------|---------------------|------------------------------------|
| 1984-1995 | Savannah Cardinals | 1993 SAL Champs 1994 SAL Champs |
| 1996-2015 | Savannah Sand Gnats | 1996 SAL Champs 2013 SAL Champs |
| 2016-Pres. | Columbia Fireflies | 2016 Inaugural Season |

WHY FIREFLIES?

The inspiration for the "Fireflies" name comes from a particular species of firefly — the photuris frontalis — and its amazing behavior which is on display annually at Congaree National Park. Each spring, as baseball season begins, the photuris frontalis perform a wonderful and mysterious light show. For a few weeks, hundreds of these fireflies synchronize their flashing each night, emitting light, as one, in unison. The mass synchronization that occurs on the banks of the Congaree is one of only a few places on Earth where such a spectacle is known to take place.



Fireflies is also a fitting name for this "Famously Hot" city. Both the flaming tail at the base of the firefly logo and the "C" and "F" (for "Columbia" and "Fireflies") coming together as a flame are nods to the city's slogan.

As the capital of our great state, the Fireflies' primary wordmark incorporates the palmetto tree and crescent moon from the state flag.

Our colors are the midnight blue of the South Carolina night sky, a neon green/yellow representing the "flash" of the firefly and a crisp silver used on the wings of the bug.

2018 FIREFLIES SCHEDULE

APRIL

| SUN | MON | TUE | WED | THU | FRI | SAT |
|---------------------|--------------------|---------------------|---------------------|---------------------|---------------------|---------------------|
| 1 | 2 | 3 | 4 | 5 AUG 7:05PM | 6 AUG 7:05PM | 7 AUG 6:05PM |
| 8 AUG 2:05PM | 9 HAG 7:05PM | 10 HAG 7:05PM | 11 HAG 7:05PM | 12 @ASH | 13 @ASH | 14 @ASH |
| 15 @ASH | 16 @GVL | 17 @GVL | 18 @GVL | 19 HIC 7:05PM | 20 HIC 7:05PM | 21 HIC 6:05PM |
| 22 HIC 2:05PM | 23 @CHS | 24 @CHS | 25 @CHS | 26 @CHS | 27 @AUG | 28 @AUG |
| 29 @AUG | 30 | | | | | |

MAY

| SUN | MON | TUE | WED | THU | FRI | SAT |
|---------------------|----------------------|---------------------|---------------------|--------------------|---------------------|---------------------|
| | | 1 LEX 7:05PM | 2 LEX 11:05AM | 3 LEX 7:05PM | 4 LWD 7:05PM | 5 LWD 6:05PM |
| 6 LWD 2:05PM | 7 LWD 11:05AM | 8 | 9 @HIC | 10 @HIC | 11 @HIC | 12 DEL 6:05PM |
| 13 DEL 2:05PM | 14 DEL 7:05PM | 15 DEL 7:05PM | 16 | 17 @CHS | 18 @CHS | 19 @CHS |
| 20 @CHS | 21 WV 7:05PM | 22 WV 7:05PM | 23 WV 11:05AM | 24 WV 7:05PM | 25 GVL 7:05PM | 26 GVL 6:05PM |
| 27 GVL 6:05PM | 28 GVL 12:05PM | 29 @CHS | 30 @CHS | 31 @CHS | | |

JUNE

| SUN | MON | TUE | WED | THU | FRI | SAT |
|---------------------|--|--------------------|---------------------|---------------------|---------------------|---------------------|
| | | | | | 1 @ROM | 2 @ROM |
| 3 @ROM | 4 | 5 CHS 7:05PM | 6 CHS 7:05PM | 7 CHS 7:05PM | 8 AUG 7:05PM | 9 AUG 6:05PM |
| 10 AUG 2:05PM | 11 @LEX | 12 @LEX | 13 @LEX | 14 @LEX | 15 @HAG | 16 @HAG |
| 17 @HAG | 18 2018 ALL-STAR GAME GREENSBORO, NC | | | 20 LWD 7:05PM | 21 LWD 7:05PM | 22 LWD 6:05PM |
| 23 @LEX | 24 @LEX | 25 @LEX | 26 ASH 7:05PM | 27 ASH 7:05PM | 28 ASH 7:05PM | 29 @AUG |

JULY

| SUN | MON | TUE | WED | THU | FRI | SAT |
|---------------------|--------------------|--------------------|--------------------|---------------------|---------------------|---------------------|
| 1 @AUG | 2 @AUG | 3 @AUG | 4 GVL 6:05PM | 5 GVL 7:05PM | 6 GVL 7:05PM | 7 CHS 6:05PM |
| 8 CHS 2:05PM | 9 CHS 7:05PM | 10 | 11 @HAG | 12 @HAG | 13 @HAG | 14 @LWD |
| 15 @LWD | 16 @LWD | 17 @LWD | 18 | 19 AUG 7:05PM | 20 AUG 7:05PM | 21 AUG 6:05PM |
| 22 AUG 2:05PM | 23 @ROM | 24 @ROM | 25 @ROM | 26 @ROM | 27 @AUG | 28 @AUG |
| 29 @AUG | 30 WV 7:05PM | 31 WV 7:05PM | | | | |

AUGUST

| SUN | MON | TUE | WED | THU | FRI | SAT |
|---------------------|---------------------|---------------------|---------------------|---------------------|---------------------|---------------------|
| | | | 1 WV 7:05PM | 2 @ASH | 3 @ASH | 4 @ASH |
| 5 @ASH | 6 | 7 GVL 7:05PM | 8 GVL 7:05PM | 9 GVL 7:05PM | 10 DEL 7:05PM | 11 DEL 6:05PM |
| 12 DEL 2:05PM | 13 DEL 7:05PM | 14 | 15 @WV | 16 @WV | 17 @WV | 18 @HAG |
| 19 @HAG | 20 @HAG | 21 @HAG | 22 | 23 ASH 7:05PM | 24 ASH 7:05PM | 25 ASH 6:05PM |
| 26 ASH 2:05PM | 27 CHS 7:05PM | 28 CHS 7:05PM | 29 CHS 7:05PM | 30 CHS 7:05PM | 31 @AUG | |

SEPTEMBER

| SUN | MON | TUE | WED | THU | FRI | SAT |
|-----------|-----------|-----|-----|-----|-----|-----------|
| | | | | | | 1 @AUG |
| 2 @AUG | 3 @AUG | 4 | 5 | 6 | 7 | 8 |

COLUMBIAFIREFLIES.com

HOME AWAY



COACHING STAFF & PLAYER INFORMATION



2018 FIREFLIES MANAGER



MANAGER PEDRO LOPEZ



On January 17, 2018, the New York Mets named two-time Eastern League (AA) Manager of the Year Pedro Lopez the next Fireflies skipper. The 2018 season marks Lopez's 11th year as a manager in the Mets minor league system and his 17th overall. Lopez has managed every full-season level of the Mets system after piloting the triple-A Las Vegas 51s in 2017.

The 2013 Eastern League Manager of the Year has accumulated 865 wins over 16 years as a manager and has guided dozens of future big leaguers including Noah Syndergaard, Matt Harvey, Jacob deGrom and Edinson Volquez. In fact, Lopez has guided his teams to the playoffs in six of his 10 years in the Mets system.

The 49-year-old led the double-A Binghamton Mets (now Rumble Ponies) to one of the most prolific stretches in the club's history from 2012 to 2016. The 'B-Mets' won the 2014 Eastern League crown and Lopez was inducted into the Binghamton Baseball Shrine the following year (2015). The 2013 campaign was stellar as well. The Vega Baja, Puerto Rico, native guided the Mets to a franchise-record 86 victories and

a playoff appearance. He is the winningest manager in Binghamton Mets history.

Lopez enjoyed a lengthy playing career before joining the coaching ranks. The former catcher and infielder was drafted in 1988 by the San Diego Padres out of Arizona Western College in the 21st round. Lopez played 13 years of Minor League Baseball in the Padres (1988-1994), Milwaukee Brewers (1995-96) and Houston Astros (1997-2000) organizations. He tallied 690 hits and 338 RBIs in 909 professional games. Lopez not only coached in the South Atlantic League (Savannah, 2010 and 2001), but played in the league as well in 1990 as a 21-year-old for the Charleston Rainbows.

Before joining the Mets organization, Lopez spent seven seasons (2001-07) managing and coaching in the Texas Rangers organization.

Lopez and his wife, Gladys, have twins: Leslie Marie and Laney Marie. They live in Puerto Rico during the winter.

PEDRO LOPEZ'S MANAGERIAL HISTORY

| Year | Team | Record | Notes |
|--------------------|-----------------|---------|---------------------------------|
| Texas Rangers Org. | | | |
| 2001 | Savannah (A) | 54-82 | Took over as manager in June |
| 2002 | Pulaski (R) | 34-32 | |
| 2003 | AZL Rangers (R) | 38-18 | Playoff appearance |
| 2004 | AZL Rangers | 32-24 | |
| 2005 | AZL Rangers | 27-29 | |
| 2007 | AZL Rangers | 22-34 | |
| New York Mets Org. | | | |
| 2008 | Kingsport (R) | 33-30 | Playoff appearance |
| 2009 | Brooklyn (SS) | 45-30 | |
| 2010 | Savannah (A) | 75-64 | Playoff appearance |
| 2011 | St. Lucie (A+) | 72-68 | League Finals appearance |
| 2012 | Binghamton (AA) | 68-74 | Franchise-record wins; playoffs |
| 2013 | Binghamton | 86-55 | |
| 2014 | Binghamton | 83-59 | |
| 2015 | Binghamton | 77-64 | |
| 2016 | Binghamton | 63-77 | Playoff appearance |
| 2017 | Las Vegas (AAA) | 56-86 | |
| TOTAL | 16 seasons | 865-826 | *6 playoffs in 10 years w/ Mets |



2018 FIREFLIES FIELD STAFF

PITCHING COACH JONATHAN HURST



Year with Columbia: 3rd

Year with the Mets: 13th

Hometown: Spartanburg, SC

Education: Spartanburg Methodist (NJCAA)

Drafted: 4th round pick by the Texas Rangers in 1987

Playing Career US: 2 years in MLB with Expos (1992) and Mets (1994)
8 years in MiLB (1987-1994, 1998)

International: 6 years with Yakult Swallows in Japan & Brother Elephants in Taiwan (2000-2006)

MLB Debut: 1992 with the Montreal Expos

Fun Fact: MiLB teammates with Sammy Sosa and Ivan (Pudge) Rodriguez in 1988

HITTING COACH ENDER CHAVEZ



Year with Columbia: 1st

Year with the Mets: 9th

Hometown: Valencia, Venezuela

Mets Coaching Career: Hitting Coach (Kingsport – 2016, 2017), Hitting Coach (GCL Mets – 2013, 2014, 2015), Hitting Coach (DSL Mets – 2011, 2012)

MiLB Playing Career: Rockies (1998-2001), Mets (2002-2003), & Expos (2004-2007)

Notable Accomplishment: Won Florida State League title with St. Lucie Mets in 2002

Fun Fact: Brother of former Mets outfielder Endy Chavez (known for spectacular catch in Game 7 of 2006 World Series)

ATHLETIC TRAINER HIROTO KAWAMURA



Year with Columbia: 1st

Year with the Mets: 3rd

Hometown: Yamagata, Japan

Education: Received master's degree in post professional athletic training at Texas State University

Bachelor of sciences degree in athletic training/exercise science from Southern Illinois University Carbondale

Athletic Training Career: GCL Mets (2017), Mets Dominican Republic Coordinator (2016), Texas State Baseball (2013-2015), Triple A Fresno – San Francisco Giants (2010-2011)

STRENGTH & CONDITIONING COACH TANNER MIRACLE



Year with Columbia: 2nd

Year with the Mets: 3rd

Hometown: Olathe, Kansas

Education:

Received bachelor of sciences degree from the University of Kansas in 2014

Started at Butler Community College in Kansas and then went to the University of Nebraska-Omaha (two years of college football)

Certified by USA Weightlifting as a Sports Performance Coach and as a CSCS by the National Strength and Conditioning Association

ASSISTANT COACH DEREK MOSHER



Year with Columbia: 1st

Year with the Mets: 2nd

Hometown: Kalamazoo, MI

Education: Bachelor's degree - Western Michigan University's School of Psychology in 2011

Master's degree – John F. Kennedy University (CA) in 2016

Mental Skills Career: GCL Mets (2017)

Intern with Kellogg Community College (MI) Baseball and Ann Arbor Pioneer High School Girls' Golf Team – 2015, 2016

2018 PLAYER PROFILES



GIO ALFONZO - INF

#6

Height: 5'11" Weight: 185
Bats: Right Throws: Right

DOB: December 19, 1992
Opening Day Age: 25
Hometown: Port St. Lucie, FL
High School: Lincoln Park HS - FL
College: Florida State (2012-13), University of Tampa (2014-15)

Obtained: Signed by the Mets as a free agent in March 2018 (initially drafted by the Marlins in the 21st round in 2015)



| YR | TEAM | CLASS | AVG | G | AB | R | H | 2B | 3B | HR | RBI | BB | SO | SB | CS |
|--------|---------------|---------|------|-----|-----|----|-----|----|----|----|-----|----|-----|----|----|
| 15 | Batavia (MIA) | A-Short | .245 | 60 | 204 | 17 | 50 | 6 | 0 | 0 | 20 | 19 | 39 | 8 | 5 |
| 16 | Greensboro | Low A | .222 | 65 | 207 | 12 | 46 | 6 | 1 | 2 | 14 | 12 | 50 | 3 | 3 |
| 17 | Long Island | Ind. | .309 | 106 | 362 | 39 | 112 | 17 | 1 | 4 | 45 | 12 | 72 | 10 | 2 |
| TOTALS | | | .269 | 231 | 773 | 68 | 208 | 29 | 2 | 6 | 79 | 44 | 161 | 21 | 10 |

QUINN BRODEY - OF

#2

Height: 6'1" Weight: 200
Bats: Left Throws: Left

DOB: December 1, 1995
Opening Day Age: 22
Hometown: Los Angeles, CA
High School: Loyola HS (CA)
College: Stanford University

Obtained: Mets 3rd round pick in 2017 MLB First-Year Player Draft



| YR | TEAM | CLASS | AVG | G | AB | R | H | 2B | 3B | HR | RBI | BB | SO | SB | CS |
|---------------|----------|---------|------|----|-----|----|----|----|----|----|-----|----|----|----|----|
| 17 | Brooklyn | A-Short | .257 | 54 | 210 | 20 | 54 | 9 | 2 | 2 | 30 | 14 | 49 | 10 | 3 |
| 17 | COLUMBIA | Low A | .229 | 9 | 35 | 4 | 8 | 1 | 1 | 1 | 7 | 4 | 14 | 0 | 0 |
| MINORS TOTALS | | | .253 | 63 | 245 | 24 | 62 | 10 | 3 | 3 | 37 | 18 | 63 | 10 | 3 |

JOE CAVALLARO - RHP

#23

Height: 6'4" Weight: 190
Bats: Right Throws: Right

DOB: July 19, 1995
Opening Day Age: 22
Hometown: Venice, FL
High School: Sarasota HS (FL)
College: University of South Florida

Obtained: Mets 24th round pick in 2017 MLB First-Year Player Draft



| YR | TEAM | CLASS | W | L | ERA | G | GS | CG | SV | IP | H | R | ER | BB | SO |
|---------------|-----------|-------|---|---|------|----|----|----|----|------|----|----|----|----|----|
| 17 | Kingsport | Adv-R | 3 | 1 | 2.34 | 11 | 5 | 0 | 0 | 34.2 | 23 | 13 | 9 | 10 | 35 |
| MINORS TOTALS | | | 3 | 1 | 2.34 | 11 | 5 | 0 | 0 | 34.2 | 23 | 13 | 9 | 10 | 35 |

CANNON CHADWICK - RHP

#35

Height: 6'0" Weight: 195
Bats: Right Throws: Right

DOB: December 2, 1994
Opening Day Age: 23
Hometown: Paris, TX
High School: Paris HS - TX
College: University of Arkansas (2015-17), Paris Junior College (2014)

Obtained: Mets 9th round pick in 2017 MLB First-Year Player Draft.



| YR | TEAM | CLASS | W | L | ERA | G | GS | CG | SV | IP | H | R | ER | BB | SO |
|---------------|----------|---------|---|---|------|----|----|----|----|------|----|---|----|----|----|
| 17 | Brooklyn | A-Short | 1 | 1 | 1.33 | 18 | 0 | 0 | 1 | 27.0 | 23 | 7 | 4 | 14 | 40 |
| MINORS TOTALS | | | 1 | 1 | 1.33 | 18 | 0 | 0 | 1 | 27.0 | 23 | 7 | 4 | 14 | 40 |


TREY COBB - RHP

#26

Height: 6'1" Weight: 190
Bats: Right Throws: Right

DOB: June 24, 1994
Opening Day Age: 23
Hometown: Broken Arrow, OK
High School: Broken Arrow HS - OK
College: Oklahoma State University

Obtained: Mets 8th round in the 2017 MLB First-Year Player Draft



| YR | TEAM | CLASS | W | L | ERA | G | GS | CG | SV | IP | H | R | ER | BB | SO |
|---------------|----------|---------|---|---|------|----|----|----|----|------|----|----|----|----|----|
| 17 | Brooklyn | A-Short | 1 | 2 | 2.63 | 20 | 0 | 0 | 1 | 27.1 | 21 | 12 | 8 | 10 | 30 |
| MINORS TOTALS | | | 1 | 2 | 2.63 | 20 | 0 | 0 | 1 | 27.1 | 21 | 12 | 8 | 10 | 30 |

NICOLAS DEBORA - RHP

#45

Height: 6'5" Weight: 170
Bats: Right Throws: Right

DOB: December 6, 1993
Opening Day Age: 24
Hometown: San Francisco de Macoris, Dominican Republic

Obtained: Signed by the Mets as a non-drafted free agent in 2012



| YR | TEAM | CLASS | W | L | ERA | G | GS | CG | SV | IP | H | R | ER | BB | SO |
|---------------|-----------|---------|----|----|------|----|----|----|----|-------|-----|-----|----|----|-----|
| 12 | DSL Mets1 | Rookie | 0 | 1 | 7.20 | 4 | 0 | 0 | 0 | 5.0 | 6 | 5 | 4 | 5 | 3 |
| 13 | DSL Mets1 | Rookie | 0 | 3 | 2.96 | 7 | 5 | 0 | 0 | 24.1 | 28 | 10 | 8 | 3 | 19 |
| 13 | DSL Mets2 | Rookie | 1 | 0 | 0.00 | 1 | 0 | 0 | 0 | 1.1 | 0 | 0 | 0 | 0 | 1 |
| 14 | DSL Mets1 | Rookie | 0 | 0 | 9.00 | 3 | 0 | 0 | 0 | 5.0 | 9 | 6 | 5 | 2 | 3 |
| 14 | DSL Mets2 | Rookie | 3 | 2 | 3.05 | 8 | 8 | 0 | 0 | 41.1 | 37 | 15 | 14 | 12 | 38 |
| 15 | DSL Mets2 | Rookie | 5 | 2 | 1.65 | 15 | 10 | 0 | 1 | 76.1 | 59 | 20 | 14 | 13 | 70 |
| 16 | GCL Mets | Rookie | 4 | 2 | 4.46 | 11 | 7 | 0 | 0 | 40.1 | 39 | 21 | 20 | 12 | 41 |
| 17 | Brooklyn | A-Short | 1 | 4 | 2.33 | 14 | 7 | 0 | 1 | 54.0 | 58 | 24 | 14 | 15 | 56 |
| MINORS TOTALS | | | 14 | 14 | 2.87 | 63 | 37 | 1 | 2 | 247.2 | 236 | 101 | 79 | 62 | 231 |



2018 PLAYER PROFILES

TONY DIBRELL - RHP

#8

Height: 6'3" Weight: 220
Bats: Right Throws: Right

DOB: November 8, 1995
Opening Day Age: 22
Hometown: Johns Creek, GA
High School: Chattahoochee HS (GA)
College: Kennesaw State University

Obtained: Mets 4th round pick in the 2017 MLB First-Year Player Draft



| YR TEAM | CLASS | W | L | ERA | G | GS | CG | SV | IP | H | R | ER | BB | SO |
|---------------|---------|---|---|------|----|----|----|----|------|----|----|----|----|----|
| 17 Brooklyn | A-Short | 1 | 1 | 5.03 | 12 | 0 | 0 | 0 | 19.2 | 19 | 13 | 11 | 8 | 28 |
| MINORS TOTALS | | 1 | 1 | 5.03 | 12 | 0 | 0 | 0 | 19.2 | 19 | 13 | 11 | 8 | 28 |

JAY JABS - INF/C

#21

Height: 6'0" Weight: 195
Bats: Left Throws: Right

DOB: September 30, 1994
Opening Day Age: 23
Hometown: Schwenksville, PA
High School: Perkiomen Valley HS (PA)
College: Franklin Pierce University (DII - NH)

Obtained: Mets 17th round pick in the 2016 MLB First-Year Player Draft.



| YR TEAM | CLASS | AVG | G | AB | R | H | 2B | 3B | HR | RBI | BB | SO | SB | CS |
|---------------|---------|------|-----|-----|----|----|----|----|----|-----|----|-----|----|----|
| 16 Brooklyn | A-Short | .177 | 52 | 175 | 13 | 31 | 6 | 1 | 0 | 12 | 21 | 47 | 2 | 3 |
| 17 COLUMBIA | Low A | .206 | 90 | 320 | 38 | 66 | 18 | 3 | 7 | 35 | 31 | 100 | 4 | 0 |
| MINORS TOTALS | | .196 | 142 | 495 | 51 | 97 | 24 | 4 | 7 | 47 | 52 | 147 | 6 | 3 |

EDGARDO FERMIN - INF

#10

Height: 6'0" Weight: 145
Bats: Right Throws: Right

DOB: May 28, 1998
Opening Day Age: 19
Hometown: Puerto Ordaz, Venezuela

Obtained: Signed by the Mets as non-drafted free agent in 2014



| YR TEAM | CLASS | AVG | G | AB | R | H | 2B | 3B | HR | RBI | BB | SO | SB | CS |
|---------------|---------|------|-----|-----|----|-----|----|----|----|-----|----|-----|----|----|
| 15 DSL Mets1 | Rookie | .262 | 47 | 164 | 33 | 43 | 3 | 0 | 2 | 21 | 26 | 37 | 6 | 2 |
| 16 DSL Mets1 | Rookie | .230 | 57 | 174 | 18 | 40 | 5 | 5 | 0 | 22 | 32 | 27 | 10 | 2 |
| 17 Kingsport | Adv-R | .352 | 17 | 71 | 19 | 25 | 7 | 0 | 0 | 10 | 9 | 14 | 1 | 2 |
| 17 Brooklyn | A-Short | .219 | 23 | 73 | 7 | 16 | 1 | 1 | 1 | 5 | 8 | 22 | 3 | 0 |
| MINORS TOTALS | | .257 | 144 | 482 | 77 | 124 | 16 | 6 | 3 | 58 | 75 | 100 | 20 | 6 |


ANTHONY KAY - LHP

#18

Height: 6'0" Weight: 190
Bats: Left Throws: Left

DOB: March 21, 1995
Opening Day Age: 23
Hometown: Stony Brook, NY
High School: Ward Melville HS - NY
College: University of Connecticut

Obtained: Mets 1st round pick in the 2016 MLB First-Year Player draft



| YR TEAM | CLASS | W | L | ERA | G | GS | CG | SV | IP | H | R | ER | BB | SO |
|---------------|-------|---|---|-----|---|----|----|----|----|---|---|----|----|----|
| 16 DNP | | | | | | | | | | | | | | |
| 17 DNP—Injury | | | | | | | | | | | | | | |
| MINORS TOTALS | | | | | | | | | | | | | | |

RAPHAEL GLADU - OF

#28

Height: 6'2" Weight: 195
Bats: Left Throws: Right

DOB: June 23, 1995
Opening Day Age: 22
Hometown: Quebec, Canada
High School: Academie Les Estacades (QC)
College: Louisiana Tech

Obtained: Mets 16th round pick in the 2017 MLB First-Year Player Draft



| YR TEAM | CLASS | AVG | G | AB | R | H | 2B | 3B | HR | RBI | BB | SO | SB | CS |
|---------------|-------|------|----|-----|----|----|----|----|----|-----|----|----|----|----|
| 17 Kingsport | Adv-R | .269 | 36 | 130 | 17 | 35 | 5 | 1 | 2 | 14 | 14 | 15 | 2 | 2 |
| MINORS TOTALS | | .269 | 36 | 130 | 17 | 35 | 5 | 1 | 2 | 14 | 14 | 15 | 2 | 2 |

WAGNER LAGRANGE - OF

#11

Height: 6'0" Weight: 195
Bats: Right Throws: Right

DOB: September 6, 1995
Opening Day Age: 22
Hometown: Las Matas de Farfan, Dominican Republic

Obtained: Signed by the Mets as a non-drafted free agent in 2015



| YR TEAM | CLASS | AVG | G | AB | R | H | 2B | 3B | HR | RBI | BB | SO | SB | CS |
|---------------|---------|------|-----|-----|----|-----|----|----|----|-----|----|----|----|----|
| 15 DSL Mets1 | Rookie | .377 | 27 | 106 | 19 | 40 | 5 | 1 | 1 | 15 | 11 | 11 | 1 | 2 |
| 15 DSL Mets2 | Rookie | .324 | 32 | 136 | 21 | 44 | 5 | 1 | 0 | 11 | 9 | 17 | 4 | 3 |
| 16 GCL Mets | Rookie | .231 | 46 | 186 | 16 | 43 | 10 | 0 | 1 | 21 | 11 | 25 | 1 | 1 |
| 17 Kingsport | Adv-R | .335 | 45 | 185 | 27 | 62 | 10 | 1 | 4 | 40 | 15 | 18 | 2 | 2 |
| 17 Brooklyn | A-Short | .308 | 13 | 39 | 4 | 12 | 1 | 2 | 0 | 4 | 5 | 8 | 1 | 1 |
| MINORS TOTALS | | .308 | 163 | 652 | 87 | 201 | 31 | 5 | 6 | 91 | 51 | 79 | 9 | 9 |

2018 PLAYER PROFILES



SCOTT MANEA - C

#25

Height: 5'11" Weight: 205
Bats: Right Throws: Right

DOB: December 21, 1995
Opening Day Age: 22
Hometown: Shrewsbury, MA
High School: St. John's HS (MA)
College: St. Petersburg College (NJCAA - FL)

Obtained: Signed as a non-drafted free agent in 2016



| YR | TEAM | CLASS | AVG | G | AB | R | H | 2B | 3B | HR | RBI | BB | SO | SB | CS |
|---------------|-----------|---------|------|----|-----|----|----|----|----|----|-----|----|----|----|----|
| 16 | GCL Mets | Rookie | .125 | 3 | 8 | 0 | 1 | 0 | 0 | 0 | 0 | 0 | 2 | 0 | 0 |
| 16 | Kingsport | Adv-R | .100 | 10 | 30 | 4 | 3 | 1 | 0 | 0 | 3 | 6 | 4 | 0 | 0 |
| 17 | Brooklyn | A-Short | .223 | 37 | 112 | 10 | 25 | 3 | 0 | 1 | 11 | 18 | 18 | 0 | 1 |
| MINORS TOTALS | | | .193 | 50 | 150 | 14 | 29 | 4 | 0 | 1 | 14 | 24 | 24 | 0 | 1 |

DARWIN RAMOS - RHP

#34

Height: 6'2" Weight: 210
Bats: Right Throws: Right

DOB: November 23, 1995
Opening Day Age: 22
Hometown: Puerto Cabello, Venezuela

Obtained: Signed by the Mets as a non-drafted free agent in 2012



| YR | TEAM | CLASS | W | L | ERA | G | GS | CG | SV | IP | H | R | ER | BB | SO |
|---------------|------------|---------|----|----|------|----|----|----|----|-------|-----|-----|-----|----|-----|
| 13 | DSL Mets 2 | Rookie | 3 | 2 | 3.43 | 11 | 11 | 0 | 0 | 42.0 | 37 | 17 | 16 | 5 | 40 |
| 14 | GCL Mets | Rookie | 2 | 4 | 3.96 | 10 | 7 | 0 | 0 | 38.2 | 39 | 26 | 17 | 12 | 30 |
| 15 | Kingsport | Adv-R | 2 | 4 | 4.47 | 10 | 8 | 0 | 0 | 46.1 | 47 | 24 | 23 | 20 | 41 |
| 16 | Kingsport | Adv-R | 0 | 3 | 5.31 | 13 | 5 | 0 | 1 | 39.0 | 44 | 33 | 23 | 16 | 42 |
| 17 | St. Lucie | Adv-A | 0 | 0 | 6.23 | 5 | 0 | 0 | 0 | 8.2 | 9 | 9 | 6 | 5 | 11 |
| 17 | Brooklyn | A-Short | 2 | 3 | 3.86 | 8 | 6 | 0 | 0 | 32.2 | 29 | 19 | 14 | 16 | 37 |
| 17 | COLUMBIA | Low-A | 2 | 3 | 4.81 | 12 | 5 | 0 | 0 | 39.1 | 47 | 24 | 21 | 19 | 27 |
| MINORS TOTALS | | | 11 | 19 | 4.38 | 69 | 42 | 0 | 1 | 246.2 | 252 | 152 | 120 | 93 | 228 |

CONNER O'NEIL - RHP

#27

Height: 6'2" Weight: 195
Bats: Right Throws: Right

DOB: September 25, 1994
Opening Day Age: 23
Hometown: Kennewick, WA
High School: Southridge HS (WA)
College: Cal State Northridge

Obtained: Mets 7th round pick in the 2017 MLB First-Year Player Draft



| YR | TEAM | CLASS | W | L | ERA | G | GS | CG | SV | IP | H | R | ER | BB | SO |
|---------------|----------|---------|---|---|------|----|----|----|----|------|----|---|----|----|----|
| 17 | Brooklyn | A-Short | 1 | 2 | 3.28 | 19 | 0 | 0 | 3 | 24.2 | 24 | 9 | 9 | 9 | 28 |
| MINORS TOTALS | | | 1 | 2 | 3.28 | 19 | 0 | 0 | 3 | 24.2 | 24 | 9 | 9 | 9 | 28 |

WALTER RASQUIN - INF

#22

Height: 5'9" Weight: 200
Bats: Right Throws: Right

DOB: March 21, 1996
Opening Day Age: 22
Hometown: Caucagua, Venezuela

Obtained: Signed by the Mets as a non-drafted free agent in 2013



| YR | TEAM | CLASS | AVG | G | AB | R | H | 2B | 3B | HR | RBI | BB | SO | SB | CS |
|---------------|-----------|---------|------|-----|-----|-----|-----|----|----|----|-----|----|-----|----|----|
| 13 | DSL Mets1 | Rookie | .167 | 4 | 12 | 1 | 2 | 0 | 0 | 0 | 0 | 3 | 4 | 1 | 0 |
| 14 | DSL Mets2 | Rookie | .321 | 58 | 165 | 33 | 53 | 11 | 2 | 1 | 23 | 25 | 22 | 12 | 4 |
| 15 | GCL Mets | Rookie | .301 | 36 | 103 | 14 | 31 | 5 | 0 | 1 | 14 | 11 | 21 | 5 | 3 |
| 16 | Kingsport | Adv-R | .294 | 49 | 187 | 24 | 55 | 3 | 3 | 2 | 20 | 16 | 31 | 8 | 3 |
| 17 | Brooklyn | A-Short | .300 | 63 | 243 | 41 | 73 | 21 | 1 | 1 | 19 | 13 | 40 | 32 | 8 |
| MINORS TOTALS | | | .301 | 210 | 710 | 113 | 214 | 40 | 6 | 5 | 76 | 68 | 118 | 58 | 18 |

JOSHUA PAYNE - RHP

#38

Height: 6'6" Weight: 260
Bats: Right Throws: Right

DOB: October 3, 1994
Opening Day Age: 23
Hometown: Mountain Green, UT
High School: Fremont HS (UT)

Obtained: Mets 22nd round pick in the 2017 MLB First-Year Player Draft



| YR | TEAM | CLASS | W | L | ERA | G | GS | CG | SV | IP | H | R | ER | BB | SO |
|---------------|-----------|-------|---|---|------|---|----|----|----|------|----|---|----|----|----|
| 17 | Kingsport | Adv-R | 0 | 1 | 3.31 | 9 | 0 | 0 | 0 | 16.1 | 10 | 6 | 6 | 4 | 25 |
| MINORS TOTALS | | | 0 | 1 | 3.31 | 9 | 0 | 0 | 0 | 16.1 | 10 | 6 | 6 | 4 | 25 |

MARCEL RENTERIA - RHP

#24

Height: 5'11" Weight: 185
Bats: Right Throws: Right

DOB: September 27, 1994
Opening Day Age: 23
Hometown: Rio Rico, AZ
High School: Nogales HS (AZ)
College: New Mexico State

Obtained: Mets 6th round pick in the 2017 MLB First-Year Player Draft



| YR | TEAM | CLASS | W | L | ERA | G | GS | CG | SV | IP | H | R | ER | BB | SO |
|---------------|----------|---------|---|---|------|---|----|----|----|------|----|----|----|----|----|
| 17 | Brooklyn | A-Short | 1 | 2 | 9.53 | 9 | 0 | 0 | 1 | 11.1 | 15 | 12 | 12 | 7 | 17 |
| MINORS TOTALS | | | 1 | 2 | 9.53 | 9 | 0 | 0 | 1 | 11.1 | 15 | 12 | 12 | 7 | 17 |



2018 PLAYER PROFILES

DAN RIZZIE - C

#1

Height: 6'2" Weight: 200
Bats: Right Throws: Right

DOB: November 26, 1993
Opening Day Age: 24
Hometown: Orland Park, IL
High School: Carl Sandburg HS (IL)
College: Xavier University

Obtained: Mets 13th round pick in the 2016 MLB First-Year Player Draft



| YR TEAM | CLASS | AVG | G | AB | R | H | 2B | 3B | HR | RBI | BB | SO | SB | CS |
|---------------|---------|------|-----|-----|----|----|----|----|----|-----|----|----|----|----|
| 16 Brooklyn | A-Short | .162 | 33 | 105 | 10 | 17 | 3 | 1 | 0 | 8 | 14 | 9 | 3 | 2 |
| 17 St. Lucie | Adv-A | .153 | 20 | 59 | 2 | 9 | 1 | 0 | 0 | 1 | 9 | 13 | 0 | 0 |
| 17 COLUMBIA | Low A | .261 | 52 | 184 | 8 | 48 | 8 | 0 | 0 | 15 | 15 | 38 | 0 | 0 |
| MINORS TOTALS | | .213 | 105 | 348 | 20 | 74 | 12 | 1 | 0 | 24 | 38 | 60 | 3 | 2 |

RIGOBERTO TERRAZAS - INF

#9

Height: 6'2" Weight: 180
Bats: Switch Throws: Right

DOB: April 11, 1996
Opening Day Age: 21
Hometown: San Luis Rio Colorado, Mexico

Obtained: Signed by the Mets as a non-drafted free agent in 2013



| YR TEAM | CLASS | AVG | G | AB | R | H | 2B | 3B | HR | RBI | BB | SO | SB | CS |
|---------------|--------|------|-----|-----|-----|-----|----|----|----|-----|----|-----|----|----|
| 14 DSL Mets1 | Rookie | .267 | 31 | 90 | 12 | 24 | 2 | 1 | 0 | 12 | 8 | 19 | 2 | 1 |
| 14 DSL Mets2 | Rookie | .216 | 28 | 111 | 7 | 24 | 3 | 0 | 0 | 13 | 10 | 27 | 1 | 2 |
| 15 DSL Mets2 | Rookie | .295 | 65 | 237 | 35 | 70 | 13 | 3 | 1 | 31 | 33 | 32 | 3 | 0 |
| 16 GCL Mets | Rookie | .220 | 42 | 150 | 16 | 33 | 3 | 1 | 0 | 17 | 13 | 23 | 0 | 1 |
| 17 Kingsport | Adv-R | .348 | 54 | 210 | 45 | 73 | 16 | 2 | 3 | 24 | 25 | 31 | 1 | 0 |
| MINORS TOTALS | | .281 | 220 | 798 | 115 | 224 | 37 | 7 | 4 | 97 | 89 | 132 | 7 | 4 |

JAKE SIMON - LHP

#17

Height: 6'2" Weight: 190
Bats: Left Throws: Left

DOB: January 21, 1997
Opening Day Age: 21
Hometown: Galveston, TX
High School: Galveston Ball HS (TX)

Obtained: Mets 11th round pick in the 2015 MLB First-Year Player Draft



| YR TEAM | CLASS | W | L | ERA | G | GS | CG | SV | IP | H | R | ER | BB | SO |
|---------------|---------|---|----|------|----|----|----|----|-------|-----|----|----|----|-----|
| 15 GCL Mets | Rookie | 2 | 0 | 2.81 | 9 | 0 | 0 | 0 | 16.0 | 19 | 5 | 5 | 5 | 12 |
| 16 Kingsport | Adv-R | 2 | 5 | 4.83 | 12 | 12 | 0 | 0 | 63.1 | 70 | 49 | 34 | 31 | 66 |
| 17 Brooklyn | A-Short | 1 | 4 | 6.53 | 14 | 9 | 0 | 0 | 40.0 | 53 | 33 | 29 | 27 | 27 |
| 17 COLUMBIA | Low A | 2 | 2 | 4.70 | 4 | 2 | 0 | 0 | 51.1 | 14 | 9 | 8 | 7 | 12 |
| MINORS TOTALS | | 7 | 11 | 5.08 | 39 | 23 | 0 | 0 | 134.2 | 156 | 96 | 76 | 70 | 117 |

BLAKE TIBERI - INF

Height: 5'11" Weight: 205
Bats: Left Throws: Right

DOB: February 16, 1995
Opening Day Age: 23
Hometown: Taylor Mill, KY
High School: Holy Cross HS (KY)
College: University of Louisville

Obtained: Mets 3rd round pick in the 2016 MLB First-Year Player Draft.



| YR TEAM | CLASS | AVG | G | AB | R | H | 2B | 3B | HR | RBI | BB | SO | SB | CS |
|---------------|---------|------|----|-----|----|----|----|----|----|-----|----|----|----|----|
| 16 Brooklyn | A-Short | .235 | 56 | 196 | 21 | 46 | 6 | 2 | 2 | 24 | 22 | 32 | 2 | 6 |
| 17 COLUMBIA | Low A | .167 | 5 | 18 | 3 | 3 | 1 | 0 | 0 | 2 | 4 | 5 | 1 | 0 |
| MINORS TOTALS | | .229 | 61 | 214 | 24 | 49 | 7 | 2 | 2 | 26 | 26 | 37 | 3 | 6 |

2018 PLAYER PROFILES



JEREMY VASQUEZ - INF

#20

Height: 6'1" Weight: 205
Bats: Left Throws: Left

DOB: July 17, 1996
Opening Day Age: 21
Hometown: Palm City, FL
High School: Martin County HS (FL)
College: Nova Southeastern (FL)

Obtained: Mets 28th round pick in the 2017 MLB First-Year Player Draft



| YR | TEAM | CLASS | AVG | G | AB | R | H | 2B | 3B | HR | RBI | BB | SO | SB | CS |
|---------------|-----------|---------|------|----|-----|----|----|----|----|----|-----|----|----|----|----|
| 17 | Kingsport | Adv-R | .296 | 36 | 135 | 18 | 40 | 8 | 0 | 7 | 30 | 22 | 26 | 0 | 0 |
| 17 | Brooklyn | A-Short | .225 | 31 | 102 | 11 | 23 | 7 | 0 | 1 | 8 | 15 | 34 | 0 | 0 |
| MINORS TOTALS | | | .266 | 67 | 237 | 29 | 63 | 15 | 0 | 8 | 38 | 37 | 60 | 0 | 0 |

STEPHEN VILLINES - RHP

#40

Height: 6'2" Weight: 175
Bats: Right Throws: Right

DOB: July 15, 1995
Opening Day Age: 22
Hometown: Lake Forest, CA
High School: El Toro HS (CA)
College: University of Kansas

Obtained: Mets 10th round pick in the 2017 MLB First-Year Player Draft.



| YR | TEAM | CLASS | W | L | ERA | G | GS | CG | SV | IP | H | R | ER | BB | SO |
|---------------|-----------|---------|---|---|------|----|----|----|----|------|----|---|----|----|----|
| 17 | Kingsport | Adv-R | 2 | 1 | 1.08 | 8 | 0 | 0 | 0 | 8.1 | 10 | 1 | 1 | 0 | 11 |
| 17 | Brooklyn | A-Short | 1 | 1 | 1.89 | 11 | 0 | 0 | 1 | 19.0 | 13 | 5 | 4 | 1 | 30 |
| MINORS TOTALS | | | 3 | 2 | 1.65 | 19 | 0 | 0 | 1 | 27.1 | 23 | 6 | 5 | 1 | 41 |

CHRISTOPHER VIAL - RHP

#39

Height: 6'9" Weight: 230
Bats: Right Throws: Right

DOB: September 28, 1995
Opening Day Age: 22
Hometown: Santa Cruz, CA
High School: Soquel HS (CA)
College: Stanford University

Obtained: Mets 6th round pick in the 2016 MLB First-Year Player Draft



| YR | TEAM | CLASS | W | L | ERA | G | GS | CG | SV | IP | H | R | ER | BB | SO |
|---------------|-----------|---------|---|---|------|----|----|----|----|------|----|----|----|----|----|
| 16 | Kingsport | Adv-R | 0 | 2 | 6.75 | 9 | 6 | 0 | 0 | 20.0 | 18 | 19 | 15 | 17 | 27 |
| 17 | Brooklyn | A-Short | 0 | 3 | 3.42 | 9 | 5 | 0 | 0 | 26.1 | 17 | 12 | 10 | 14 | 31 |
| MINORS TOTALS | | | 0 | 5 | 4.86 | 18 | 11 | 0 | 0 | 46.1 | 35 | 31 | 25 | 31 | 58 |

MATT WINAKER - OF

#5

Height: 6'1" Weight: 195
Bats: Left Throws: Left

DOB: November 29, 1995
Opening Day Age: 22
Hometown: Alamo, CA
High School: San Ramon Valley HS (CA)
College: Stanford

Obtained: Mets 5th round pick in the 2017 MLB First-Year Player Draft.



| YR | TEAM | CLASS | AVG | G | AB | R | H | 2B | 3B | HR | RBI | BB | SO | SB | CS |
|---------------|----------|---------|------|----|----|----|----|----|----|----|-----|----|----|----|----|
| 17 | Brooklyn | A-Short | .268 | 21 | 71 | 10 | 19 | 1 | 0 | 0 | 3 | 15 | 11 | 2 | 0 |
| MINORS TOTALS | | | .268 | 21 | 71 | 10 | 19 | 1 | 0 | 0 | 3 | 15 | 11 | 2 | 0 |



RHP Jordan Humphreys

RHP Merandy Gonzalez




SS Andres Gimenez

A LOOK BACK



AT THE 2017 SEASON



RHP Adonis Uceta

OF Gene Cone



3B Michael Paez



2017 SEASON REVIEW

The 2017 season proved to be a banner year for the Columbia Fireflies at Spirit Communications Park. The 152 days packed between opening day in April and Labor Day in September included some of the brightest moments of the franchise's brief two-year history.

For a second straight season, Fireflies fans proved once again why they're the most valuable in all of Minor League Baseball. Spirit Communications Park hosted a new franchise-record 315,034 fans in 2017 – good for 4,773 per game. That turned out to be a 26% increase compared to 2016's per-game attendance average.

The crowd of 8,412 that arrived for opening day on April 6 was immediately treated to a once-in-a-generation spectacle when former Heisman Trophy winner Tim Tebow belted a two-run home run in his first professional at-bat. The left-fielder appeared in 64 games for the Fireflies before his promotion to the advanced-A St. Lucie Mets in June.

It was the first glimmer during a year that featured countless shining moments. Spirit Communications Park was home to the 58th-annual South Atlantic League All-Star Game on June 20, a game in which 2017 Fireflies first baseman Dash Winningham was named Most Valuable Player. In all, six Fireflies were named to the All-Star Game in their home park: right-handed pitchers Merandy Gonzalez, Jordan Humphreys, Max Kuhns and Adonis Uceta and infielders Michael Paez and Winningham.

The culmination of one of the most highly-anticipated afternoons in the city of Columbia's history occurred at the park on August 21. A single-game record 9,629 fans attended Spirit Communications Park for 'Total Eclipse of the Park,' to watch the Fireflies battle the Rome Braves *during* a total solar eclipse. Fans from all over the country (and internationally) watched as play was suspended shortly before 2:41 p.m. Fans – and players – craned their necks towards the sky on a sunny Monday afternoon to view the nearly three-minute long cosmic phenomenon.

For their efforts during such a successful season, John Katz (SAL General Manager of the Year) and Abby Naas (SAL Female Executive of the Year) were honored by the South Atlantic League at the Baseball Winter Meetings in December.

The Fireflies experienced the success on the field as well during a first-half playoff race. At one point in June, Columbia won a franchise-record nine consecutive games (including a five-game sweep of the Charleston RiverDogs from June 9-12). The stretch helped the club finish the first half with a 40-28 mark, the best in the franchise's short two-year history.

Columbia's pitching staff was untouchable at times in 2017. The right-handed duo of Gonzalez and Humphreys tormented South Atlantic League batters. At one point in the season, the starters were the only pair of teammates in professional baseball – major and minor league – each with eight wins. Humphreys' sterling 2017 outing occurred on April 24 when the Floridian struck out a franchise-record 12 batters in just 6.2 innings. In September, Humphreys garnered the NYM Sterling Award, an honor given to the most outstanding player at every Mets minor league level.

Gonzalez, on the other hand (who has since been traded to the Miami Marlins organization), was just as filthy in 2017. The righty chased a league record his first five outings of the season: he hurled 28.2 consecutive scoreless innings (April 9-May 3), which ended up falling 11 scoreless innings shy of the SAL record (39.2).

The highlights were not just captured on the mound. A Spirit Communications Park fan favorite, Dash Winningham, had one of the richest days at the plate on May 29. His career day morphed into a franchise-record day against the Augusta Green-Jackets when the first baseman became the first Firefly to whack two home runs in a game (a feat he accomplished again on June 8). He also drove in six runs and tallied 10 total bases, also single-game records.

An injury-plagued Fireflies team finished the 2017 season 68-70 overall.



FRANCHISE RECORD 9,629 FANS FOR 'TOTAL ECLIPSE OF THE PARK'



2016 BALLPARK DIGEST BALLPARK OF THE YEAR



SAL ALL-STAR GAME MVP DASH WINNINGHAM



2017 SOUTH ATLANTIC LEAGUE FINAL STANDINGS



First Half Standings

| Northern Division | W | L | PCT | GB | Southern Division | W | L | PCT | GB |
|-------------------|----|----|------|------|-------------------|-----------|-----------|-------------|------------|
| *Kannapolis | 39 | 29 | .574 | — | *Greenville | 41 | 28 | .594 | — |
| Lakewood | 40 | 30 | .571 | — | COLUMBIA | 40 | 28 | .588 | 0.5 |
| Hagerstown | 38 | 31 | .551 | 1.5 | Rome | 38 | 32 | .543 | 3.5 |
| Greensboro | 37 | 31 | .544 | 2.0 | Lexington | 34 | 35 | .493 | 7.0 |
| West Virginia | 30 | 36 | .455 | 8.0 | Charleston | 34 | 36 | .486 | 7.5 |
| Delmarva | 29 | 39 | .426 | 10.0 | Asheville | 29 | 39 | .426 | 11.5 |
| Hickory | 27 | 43 | .386 | 13.0 | Lexington | 23 | 42 | .354 | 16.0 |

Second Half Standings

| Northern Division | W | L | PCT | GB | Southern Division | W | L | PCT | GB |
|-------------------|----|----|------|-----|-------------------|-----------|-----------|-------------|-------------|
| *Greensboro | 38 | 30 | .559 | — | *Charleston | 42 | 27 | .609 | — |
| West Virginia | 39 | 31 | .557 | — | Asheville | 39 | 31 | .557 | 3.5 |
| Hickory | 37 | 33 | .529 | 2.0 | Greenville | 38 | 32 | .543 | 4.5 |
| Hagerstown | 35 | 32 | .522 | 2.5 | Rome | 36 | 33 | .522 | 6.0 |
| Lakewood | 33 | 36 | .478 | 5.5 | Augusta | 32 | 38 | .457 | 10.5 |
| Delmarva | 30 | 39 | .435 | 8.5 | Lexington | 28 | 40 | .412 | 13.5 |
| Kannapolis | 29 | 40 | .420 | 9.5 | COLUMBIA | 28 | 42 | .400 | 14.5 |

*Divisional Champions

Final Combined Standings

| Team | W | L | PCT | GB | Home | Away | Div | Streak | Last 10 |
|-----------------------|-----------|-----------|-------------|-------------|--------------|--------------|--------------|-----------|------------|
| Greenville (BOS) | 79 | 60 | .568 | — | 41-29 | 38-31 | 53-46 | W1 | 7-3 |
| Greensboro (MIA) | 75 | 61 | .551 | 2.5 | 41-28 | 34-33 | 54-45 | W3 | 5-5 |
| Charleston (NYY) | 76 | 63 | .547 | 3.0 | 40-30 | 36-33 | 48-42 | L1 | 6-4 |
| Hagerstown (WAS) | 73 | 63 | .537 | 4.5 | 37-30 | 36-33 | 51-45 | W4 | 6-4 |
| Rome (ATL) | 74 | 65 | .532 | 5.0 | 37-32 | 37-33 | 49-38 | W3 | 5-5 |
| Lakewood (PHI) | 73 | 66 | .525 | 6.0 | 38-30 | 35-36 | 57-51 | W4 | 6-4 |
| West Virginia (PIT) | 69 | 67 | .507 | 8.5 | 34-36 | 35-31 | 32-27 | W1 | 7-3 |
| Kannapolis (CWS) | 68 | 69 | .496 | 10.0 | 30-40 | 38-29 | 44-50 | L4 | 4-6 |
| Asheville (COL) | 68 | 70 | .493 | 10.5 | 33-36 | 35-34 | 44-48 | L1 | 8-2 |
| COLUMBIA (NYM) | 68 | 70 | .493 | 10.5 | 33-36 | 35-34 | 48-42 | L3 | 3-7 |
| Hickory (TEX) | 64 | 76 | .457 | 15.5 | 31-39 | 33-37 | 40-42 | L3 | 2-8 |
| Lexington (KC) | 62 | 75 | .453 | 16.0 | 30-38 | 32-37 | 33-44 | L8 | 2-8 |
| Delmarva (AUG) | 59 | 78 | .431 | 19.0 | 28-40 | 31-38 | 42-60 | L1 | 4-6 |
| Augusta (SF) | 55 | 80 | .407 | 22.0 | 28-38 | 27-42 | 47-62 | W1 | 6-4 |

2017 PLAYOFF RESULTS

Northern Division Championship (Best-of-3)

Kannapolis defeated Greensboro (2-0)

Southern Division Championship (Best-of-3)

Greenville defeated Charleston (2-1)

Championship Series (Best-of-5)

Greenville defeated Kannapolis (3-1)



2017 SOUTH ATLANTIC LEAGUE POSTSEASON ALL-STAR TEAM & AWARDS

| <u>Position</u> | <u>Player</u> | <u>Club (Major League Affiliate)</u> |
|----------------------------|-----------------|--------------------------------------|
| First Base | Darick Hall | Lakewood (Philadelphia Phillies) |
| Second Base | Jake Noll | Hagerstown (Washington Nationals) |
| Third Base | Emmanuel Rivera | Lexington (Kansas City Royals) |
| Shortstop | Jose Gomez | Asheville (Colorado Rockies) |
| Outfield | Willie Abreu | Asheville (Colorado Rockies) |
| | Estevan Florial | Charleston (New York Yankees) |
| | Daniel Johnson | Hagerstown (Washington Nationals) |
| Catcher | Roldani Baldwin | Greenville (Boston Red Sox) |
| Designated Hitter | Micker Adolfo | Kannapolis (Chicago White Sox) |
| RH Starting Pitcher | Bryse Wilson | Rome (Atlanta Braves) |
| LH Starting Pitcher | Joey Wentz | Rome (Atlanta Braves) |
| Reliever | Will Hibbs | Lakewood (Philadelphia Phillies) |

Six Fireflies were voted Mid-Season SAL All-Stars

(Merandy Gonzalez, Jordan Humphreys, Adonis Uceta, Max Kuhns, Michael Paez, Dash Winningham)

| | |
|---|----------------------------------|
| MOST VALUABLE PLAYER: Darick Hall | Lakewood (Philadelphia Phillies) |
| MOST OUTSTANDING PITCHER: Joey Wentz | Rome (Atlanta Braves) |
| MOST OUTSTANDING MLB PROSPECT: Estevan Florial | Charleston (New York Yankees) |
| MANAGER OF THE YEAR: Darren Fenster | Greenville (Boston Red Sox) |

2017 SOUTH ATLANTIC LEAGUE OUTSTANDING ACHIEVEMENT AWARDS

| | |
|---------------------------------------|--------------------------------------|
| Club Merit Award: | Greenville Drive |
| Community Service Award: | Lexington Legends |
| General Manager of the Year: | John Katz, Columbia Fireflies |
| Sports Turf Manager of the Year: | Mike Williams, Charleston RiverDogs |
| Female Executive of the Year: | Abby Naas, Columbia Fireflies |
| Best Playing Field Award: | Joseph P. Riley Park, Charleston |
| Athletic Trainer of the Year Award: | Mike Sole, Charleston RiverDogs |
| Sales Executive of the Year: | Ross Combs, Hagerstown Suns |
| Media Relations Director of the Year: | Doug Maurer, Asheville Tourists |

2017 SOUTH ATLANTIC LEAGUE ATTENDANCE

| <u>Team</u> | <u>Openings</u> | <u>Openings Lost</u> | <u>Total</u> | <u>Average</u> |
|------------------------------|-----------------|----------------------|----------------|----------------|
| 1) Greensboro Grasshoppers | 67 | 3 | 350,743 | 5,235 |
| 2) Lakewood BlueClaws | 65 | 5 | 338,544 | 5,208 |
| 3) Greenville Drive | 67 | 4 | 328,222 | 4,899 |
| 4) COLUMBIA FIREFLIES | 66 | 4 | 315,034 | 4,773 |
| 5) Charleston RiverDogs | 68 | 2 | 305,622 | 4,494 |
| 6) Lexington Legends | 65 | 2 | 281,210 | 4,326 |
| 7) Delmarva Shorebirds | 64 | 6 | 207,131 | 3,236 |
| 8) Augusta GreenJackets | 65 | 5 | 178,269 | 2,743 |
| 9) Asheville Tourists | 68 | 2 | 184,019 | 2,706 |
| 10) Rome Braves | 68 | 1 | 161,444 | 2,374 |
| 11) Hickory Crawdads | 64 | 5 | 136,225 | 2,129 |
| 12) West Virginia Power | 65 | 5 | 133,679 | 2,057 |
| 13) Hagerstown Suns | 61 | 10 | 84,181 | 1,380 |
| 14) Kannapolis Intimidators | 64 | 6 | 69,112 | 1,080 |



2017 SOUTH ATLANTIC LEAGUE FINAL STATISTICS

TEAM BATTING

| TEAM | AVG | G | AB | R | H | 2B | 3B | HR | RBI | SAC | SF | HBP | BB | IBB | SO | SB | CS | DP | SLG | OBP |
|-----------------|-------------|------------|-------------|------------|-------------|------------|-----------|-----------|------------|-----------|-----------|-----------|------------|----------|-------------|------------|-----------|------------|-------------|-------------|
| Asheville | .266 | 138 | 4714 | 660 | 1255 | 292 | 30 | 115 | 597 | 61 | 32 | 97 | 333 | 8 | 1108 | 229 | 100 | 58 | .414 | .326 |
| Charleston | .261 | 139 | 4580 | 610 | 1194 | 227 | 28 | 71 | 551 | 24 | 35 | 50 | 426 | 3 | 1020 | 100 | 54 | 86 | .369 | .328 |
| Hagerstown | .258 | 137 | 4443 | 643 | 1147 | 253 | 32 | 112 | 582 | 35 | 42 | 56 | 414 | 11 | 1036 | 110 | 52 | 85 | .405 | .326 |
| Lexington | .258 | 138 | 4601 | 656 | 1187 | 258 | 26 | 111 | 593 | 50 | 37 | 70 | 399 | 6 | 1210 | 155 | 91 | 84 | .398 | .324 |
| West Virginia | .256 | 136 | 4464 | 592 | 1142 | 228 | 28 | 92 | 546 | 57 | 39 | 100 | 359 | 4 | 1024 | 79 | 48 | 96 | .381 | .323 |
| Hickory | .254 | 140 | 4674 | 601 | 1185 | 213 | 41 | 92 | 536 | 12 | 35 | 74 | 324 | 2 | 1103 | 89 | 37 | 86 | .376 | .310 |
| Rome | .252 | 139 | 4785 | 567 | 1205 | 198 | 47 | 48 | 492 | 42 | 41 | 103 | 368 | 6 | 1144 | 157 | 72 | 74 | .343 | .316 |
| Greenville | .250 | 139 | 4710 | 601 | 1177 | 231 | 26 | 87 | 533 | 34 | 36 | 89 | 413 | 7 | 1182 | 147 | 56 | 93 | .365 | .320 |
| Greensboro | .246 | 136 | 4435 | 584 | 1093 | 210 | 34 | 70 | 529 | 65 | 48 | 88 | 425 | 7 | 1195 | 135 | 55 | 73 | .356 | .321 |
| Kannapolis | .245 | 137 | 4564 | 561 | 1117 | 213 | 32 | 84 | 522 | 61 | 29 | 88 | 386 | 4 | 1204 | 46 | 35 | 68 | .361 | .314 |
| Augusta | .243 | 135 | 4427 | 514 | 1076 | 214 | 22 | 72 | 445 | 41 | 34 | 90 | 368 | 1 | 1070 | 149 | 72 | 85 | .350 | .312 |
| Lakewood | .243 | 139 | 4586 | 543 | 1114 | 222 | 32 | 84 | 484 | 49 | 42 | 72 | 324 | 3 | 1078 | 92 | 39 | 71 | .360 | .301 |
| Delmarva | .240 | 137 | 4616 | 544 | 1108 | 229 | 31 | 77 | 492 | 22 | 30 | 99 | 341 | 2 | 1243 | 91 | 34 | 86 | .353 | .304 |
| COLUMBIA | .234 | 138 | 4504 | 541 | 1055 | 189 | 32 | 67 | 474 | 22 | 37 | 77 | 466 | 5 | 1170 | 127 | 44 | 101 | .335 | .314 |

TEAM PITCHING

| TEAM | W-L | ERA | G | GS | CG | SHO | GF | SV | IP | H | AB | TBF | R | ER | HR | HB | BB | SO | WP |
|-----------------|--------------|-------------|------------|------------|----------|-----------|------------|-----------|---------------|-------------|-------------|-------------|------------|------------|-----------|-----------|------------|-------------|-----------|
| Charleston | 76-63 | 3.07 | 139 | 139 | 3 | 10 | 136 | 46 | 1203.1 | 1043 | 4491 | 5018 | 483 | 410 | 55 | 95 | 370 | 1252 | 129 |
| Rome | 74-65 | 3.19 | 139 | 139 | 3 | 12 | 136 | 31 | 1258.0 | 1172 | 4738 | 5279 | 541 | 446 | 60 | 65 | 400 | 1254 | 119 |
| Lakewood | 73-66 | 3.26 | 139 | 139 | 4 | 22 | 135 | 36 | 1208.0 | 1030 | 4473 | 4984 | 505 | 438 | 65 | 65 | 363 | 1231 | 98 |
| Kannapolis | 68-69 | 3.44 | 137 | 137 | 4 | 6 | 133 | 31 | 1206.2 | 1072 | 4505 | 5051 | 548 | 461 | 57 | 82 | 371 | 1170 | 107 |
| COLUMBIA | 68-70 | 3.45 | 138 | 138 | 8 | 17 | 130 | 32 | 1204.1 | 1120 | 4550 | 5126 | 575 | 461 | 62 | 93 | 410 | 1061 | 99 |
| Greenville | 79-60 | 3.48 | 139 | 139 | 2 | 11 | 137 | 40 | 1245.0 | 1113 | 4656 | 5215 | 546 | 482 | 90 | 85 | 403 | 1246 | 96 |
| West Virginia | 69-67 | 3.62 | 136 | 136 | 6 | 6 | 130 | 30 | 1180.1 | 1031 | 4387 | 4944 | 554 | 475 | 93 | 79 | 391 | 1110 | 97 |
| Greensboro | 75-61 | 3.66 | 136 | 136 | 5 | 11 | 131 | 29 | 1184.2 | 1101 | 4482 | 4953 | 548 | 482 | 133 | 90 | 326 | 1091 | 84 |
| Delmarva | 59-78 | 3.79 | 137 | 137 | 0 | 9 | 137 | 29 | 1204.1 | 1210 | 4636 | 5139 | 613 | 507 | 94 | 71 | 354 | 1000 | 89 |
| Asheville | 68-70 | 3.90 | 138 | 138 | 3 | 8 | 135 | 31 | 1229.0 | 1288 | 4747 | 5222 | 631 | 533 | 93 | 81 | 323 | 1102 | 104 |
| Augusta | 55-80 | 3.94 | 135 | 135 | 3 | 13 | 132 | 23 | 1173.0 | 1153 | 4495 | 5118 | 638 | 513 | 56 | 68 | 461 | 1029 | 143 |
| Hickory | 64-76 | 4.14 | 140 | 140 | 0 | 10 | 140 | 34 | 1203.2 | 1192 | 4643 | 5260 | 666 | 554 | 96 | 91 | 436 | 1151 | 98 |
| Hagerstown | 73-63 | 4.32 | 137 | 137 | 3 | 8 | 134 | 32 | 1163.1 | 1224 | 4563 | 5057 | 643 | 558 | 111 | 93 | 317 | 1052 | 120 |
| Lexington | 62-75 | 4.72 | 138 | 138 | 3 | 7 | 135 | 34 | 1212.2 | 1306 | 4737 | 5341 | 726 | 636 | 117 | 95 | 421 | 1038 | 96 |

2017 SOUTH ATLANTIC LEAGUE BATTING AND PITCHING LEADERS

LEADING BATTING QUALIFIERS (MINIMUM 2.7 PA/LEAGUE GAME)

| BATTER | CLUB | POS | AVG | G | AB | R | H | 2B | 3B | HR | RBI | TB | BB | SO | SB | CS | OBP | SLG |
|-------------------|------|-----|------|-----|-----|----|-----|----|----|----|-----|-----|----|-----|----|----|------|------|
| Emmanuel Rivera | LEX | INF | .310 | 122 | 464 | 60 | 144 | 27 | 5 | 12 | 72 | 217 | 31 | 87 | 8 | 10 | .364 | .468 |
| James Nelson | GBO | INF | .309 | 102 | 395 | 41 | 122 | 31 | 3 | 7 | 59 | 180 | 26 | 106 | 6 | 2 | .354 | .456 |
| *Albert Baur | WV | INF | .298 | 106 | 392 | 56 | 117 | 31 | 0 | 8 | 65 | 172 | 41 | 84 | 0 | 0 | .367 | .439 |
| *Estevan Florial | CSC | OF | .297 | 91 | 344 | 64 | 102 | 21 | 5 | 11 | 43 | 166 | 41 | 124 | 17 | 7 | .373 | .483 |
| #Randy Ventura | ROM | OF | .294 | 95 | 381 | 46 | 112 | 7 | 1 | 1 | 16 | 124 | 24 | 83 | 29 | 12 | .338 | .325 |
| Lorenzo Cedrola | GVL | OF | .285 | 92 | 354 | 47 | 101 | 18 | 3 | 4 | 34 | 137 | 11 | 48 | 19 | 7 | .322 | .387 |
| *Willie Abreu | ASH | OF | .283 | 119 | 477 | 73 | 135 | 32 | 6 | 14 | 78 | 221 | 26 | 93 | 40 | 9 | .321 | .463 |
| *Cole Billingsley | DEL | OF | .282 | 120 | 461 | 66 | 130 | 24 | 3 | 3 | 31 | 169 | 44 | 97 | 27 | 12 | .349 | .367 |
| Cristian Pache | ROM | OF | .281 | 119 | 469 | 60 | 132 | 13 | 8 | 0 | 42 | 161 | 39 | 104 | 32 | 14 | .335 | .343 |
| Santiago Espinal | GVL | INF | .280 | 123 | 492 | 64 | 138 | 18 | 4 | 4 | 46 | 176 | 39 | 67 | 20 | 6 | .334 | .358 |

LEADING PITCHING QUALIFIERS (MINIMUM 0.8 IP/ LEAGUE GAME)

| PITCHER | CLUB | W-L | ERA | G | GS | CG | SHO | IP | H | R | ER | HR | HB | BB | SO | WHIP |
|-------------------|------|------|------|----|----|----|-----|-------|-----|----|----|----|----|----|-----|------|
| *Alex Wells | DEL | 11-5 | 2.38 | 25 | 25 | 0 | 0 | 140.0 | 118 | 49 | 37 | 16 | 3 | 10 | 113 | 0.91 |
| Bryse Wilson | ROM | 10-7 | 2.50 | 26 | 26 | 1 | 1 | 137.0 | 105 | 45 | 38 | 8 | 6 | 37 | 139 | 1.04 |
| *Nick Fanti | LWD | 9-2 | 2.54 | 21 | 21 | 1 | 1 | 120.1 | 87 | 37 | 34 | 5 | 7 | 28 | 121 | 0.96 |
| *Joey Wentz | ROM | 8-3 | 2.60 | 26 | 26 | 0 | 0 | 131.2 | 99 | 44 | 38 | 4 | 1 | 46 | 152 | 1.10 |
| Alejandro Requena | ASH | 9-4 | 2.74 | 21 | 21 | 0 | 0 | 128.0 | 109 | 49 | 39 | 9 | 11 | 25 | 104 | 1.05 |
| Freicer Perez | CSC | 10-3 | 2.84 | 24 | 24 | 0 | 0 | 123.2 | 96 | 53 | 39 | 5 | 14 | 45 | 117 | 1.14 |
| *Bailey Falter | LWD | 8-7 | 2.99 | 21 | 21 | 0 | 0 | 114.1 | 117 | 41 | 38 | 7 | 5 | 23 | 105 | 1.22 |
| *Dominic Mazza | AUG | 7-9 | 3.01 | 19 | 19 | 3 | 2 | 119.2 | 109 | 47 | 40 | 4 | 4 | 20 | 97 | 1.08 |
| Adonis Medina | LWD | 4-9 | 3.01 | 22 | 22 | 0 | 0 | 119.2 | 103 | 47 | 40 | 7 | 12 | 39 | 133 | 1.19 |
| Michael King | GBO | 11-9 | 3.14 | 26 | 25 | 2 | 1 | 149.0 | 141 | 55 | 52 | 14 | 11 | 21 | 106 | 1.09 |

*Lefty, #Switch



2017 COLUMBIA HITTING STATISTICS

| PLAYERS | AVG | GI---GAMES BY POSITION--- | | | | | | | | | | | | | | | | | | | | | | | | | |
|--------------------|------|---------------------------|------|-----|------|-----|----|----|-----|-----|-----|------|-----|----|------|------|----|-----|-----|----|-----|----|----|----|----|----|----|
| | | G | AB | R | H | 2B | 3B | HR | RBI | BB | IBB | SO | SB | CS | OBP | SLG | SF | SAC | HBP | DP | 1B | 2B | 3B | SS | OF | C | E |
| Arnaldo Berrios | .193 | 57 | 202 | 15 | 39 | 8 | 3 | 1 | 14 | 14 | 0 | 72 | 4 | 3 | .248 | .277 | 1 | 3 | 1 | 2 | 0 | 0 | 0 | 0 | 56 | 0 | 3 |
| Quinn Brodey | .229 | 9 | 35 | 4 | 8 | 1 | 1 | 1 | 7 | 4 | 0 | 14 | 0 | 0 | .300 | .400 | 1 | 0 | 0 | 1 | 0 | 0 | 0 | 0 | 9 | 0 | 0 |
| Brandon Brosher | .221 | 67 | 217 | 28 | 48 | 7 | 0 | 13 | 31 | 30 | 1 | 103 | 8 | 3 | .346 | .433 | 1 | 0 | 12 | 2 | 12 | 0 | 1 | 0 | 0 | 34 | 10 |
| Luis Carpio | .232 | 125 | 474 | 53 | 110 | 18 | 3 | 3 | 36 | 53 | 0 | 95 | 17 | 5 | .308 | .302 | 6 | 0 | 2 | 15 | 0 | 97 | 0 | 27 | 0 | 0 | 21 |
| Ricardo Cespedes | .417 | 5 | 12 | 1 | 5 | 1 | 0 | 0 | 3 | 0 | 0 | 3 | 0 | 0 | .417 | .500 | 0 | 0 | 0 | 0 | 0 | 0 | 0 | 0 | 5 | 0 | 0 |
| Gene Cone | .219 | 84 | 315 | 41 | 69 | 11 | 3 | 0 | 29 | 48 | 1 | 70 | 6 | 3 | .323 | .273 | 3 | 2 | 2 | 5 | 0 | 0 | 0 | 0 | 77 | 0 | 0 |
| Anthony Dimino | .700 | 3 | 10 | 4 | 7 | 1 | 0 | 0 | 0 | 2 | 0 | 0 | 1 | 1 | .750 | .800 | 0 | 0 | 0 | 1 | 1 | 0 | 0 | 0 | 0 | 1 | 0 |
| J.J. Franco | .277 | 36 | 137 | 17 | 38 | 6 | 0 | 0 | 10 | 23 | 0 | 27 | 3 | 1 | .381 | .321 | 0 | 2 | 0 | 4 | 0 | 16 | 16 | 0 | 1 | 0 | 6 |
| Reed Gamache | .237 | 42 | 131 | 13 | 31 | 5 | 1 | 1 | 12 | 15 | 0 | 28 | 0 | 1 | .329 | .313 | 2 | 0 | 4 | 2 | 21 | 1 | 18 | 0 | 0 | 0 | 7 |
| Andres Gimenez | .265 | 92 | 347 | 50 | 92 | 9 | 4 | 4 | 31 | 28 | 0 | 61 | 14 | 8 | .346 | .349 | 2 | 6 | 16 | 5 | 0 | 0 | 0 | 89 | 0 | 0 | 12 |
| Jay Jabs | .206 | 90 | 320 | 38 | 66 | 18 | 3 | 7 | 35 | 31 | 0 | 100 | 4 | 0 | .278 | .347 | 0 | 1 | 1 | 3 | 0 | 1 | 11 | 0 | 61 | 0 | 8 |
| Desmond Lindsey | .220 | 65 | 214 | 40 | 47 | 10 | 1 | 8 | 30 | 33 | 0 | 77 | 4 | 2 | .327 | .388 | 2 | 0 | 2 | 2 | 0 | 0 | 0 | 0 | 62 | 0 | 6 |
| Jose Miguel Medina | .205 | 25 | 88 | 13 | 18 | 1 | 0 | 0 | 3 | 3 | 0 | 26 | 3 | 1 | .239 | .216 | 0 | 1 | 1 | 4 | 0 | 0 | 0 | 0 | 22 | 0 | 0 |
| Michael Paez | .290 | 64 | 224 | 32 | 65 | 21 | 2 | 8 | 43 | 27 | 1 | 56 | 8 | 5 | .376 | .509 | 5 | 0 | 7 | 1 | 0 | 17 | 20 | 16 | 0 | 0 | 10 |
| Oliver Pascual | .286 | 5 | 14 | 1 | 4 | 0 | 0 | 0 | 2 | 1 | 0 | 2 | 0 | 0 | .313 | .286 | 1 | 0 | 0 | 0 | 0 | 1 | 0 | 4 | 0 | 0 | 1 |
| Milton Ramos | .227 | 57 | 181 | 19 | 41 | 7 | 1 | 0 | 18 | 11 | 1 | 41 | 9 | 0 | .272 | .276 | 2 | 2 | 1 | 9 | 2 | 4 | 41 | 8 | 1 | 0 | 9 |
| Natanael Ramos | .227 | 12 | 44 | 4 | 10 | 2 | 0 | 0 | 3 | 1 | 0 | 9 | 0 | 1 | .277 | .273 | 0 | 0 | 2 | 2 | 0 | 0 | 0 | 0 | 0 | 7 | 0 |
| Dan Rizzie | .261 | 52 | 184 | 8 | 48 | 8 | 0 | 0 | 15 | 15 | 0 | 38 | 0 | 0 | .317 | .304 | 0 | 3 | 0 | 8 | 2 | 0 | 0 | 0 | 0 | 46 | 3 |
| Ali Sanchez | .231 | 56 | 182 | 20 | 42 | 3 | 0 | 1 | 15 | 13 | 0 | 26 | 2 | 3 | .288 | .264 | 1 | 2 | 2 | 6 | 0 | 0 | 0 | 0 | 0 | 55 | 4 |
| Vinny Siena | .194 | 22 | 72 | 7 | 14 | 3 | 2 | 0 | 6 | 5 | 0 | 30 | 1 | 0 | .275 | .292 | 0 | 0 | 3 | 0 | 7 | 8 | 6 | 0 | 0 | 0 | 6 |
| Ian Strom | .294 | 41 | 143 | 23 | 42 | 7 | 4 | 3 | 17 | 11 | 0 | 29 | 11 | 1 | .370 | .462 | 1 | 0 | 7 | 4 | 0 | 0 | 0 | 0 | 38 | 0 | 5 |
| Tim Tebow | .220 | 64 | 214 | 29 | 47 | 14 | 1 | 3 | 23 | 24 | 0 | 69 | 0 | 1 | .311 | .336 | 1 | 0 | 5 | 8 | 0 | 0 | 0 | 0 | 44 | 0 | 7 |
| Blake Tiberi | .167 | 5 | 18 | 3 | 3 | 1 | 0 | 0 | 2 | 4 | 0 | 5 | 1 | 0 | .318 | .222 | 0 | 0 | 0 | 0 | 0 | 0 | 3 | 0 | 0 | 0 | 1 |
| Dash Winingham | .237 | 114 | 426 | 42 | 101 | 15 | 1 | 13 | 70 | 37 | 1 | 104 | 3 | 2 | .304 | .369 | 5 | 0 | 6 | 8 | 100 | 0 | 0 | 0 | 0 | 0 | 7 |
| Colby Woodmansee | .132 | 37 | 121 | 10 | 16 | 4 | 0 | 0 | 3 | 9 | 0 | 42 | 0 | 0 | .197 | .165 | 1 | 0 | 1 | 4 | 0 | 0 | 31 | 0 | 0 | 0 | 7 |
| Jacob Zanon | .246 | 50 | 179 | 26 | 44 | 8 | 2 | 1 | 16 | 24 | 0 | 43 | 28 | 3 | .338 | .330 | 2 | 0 | 2 | 5 | 0 | 0 | 0 | 0 | 47 | 0 | 0 |
| Totals | .234 | 138 | 4504 | 541 | 1055 | 189 | 32 | 67 | 474 | 466 | 5 | 1170 | 127 | 44 | .314 | .335 | 37 | 22 | 77 | | | | | | | | |

2017 COLUMBIA PITCHING STATISTICS

| PITCHERS | W-L | ERA | G | GS | CG | SHO | SV | SVO | IP | H | R | ER | HR | HB | BB | IBB | SO | BK | WP | AVG | AB | TBF | SF | GF | HLD |
|--------------------|--------------|-------------|------------|------------|----------|-----------|-----------|-----------|---------------|-------------|------------|------------|-----------|-----------|------------|----------|-------------|----------|-----------|-------------|-------------|-------------|-----------|------------|-----------|
| Keaton Aldridge | 1-1 | 6.62 | 12 | 0 | 0 | 0 | 0 | 1 | 17.2 | 27 | 17 | 13 | 0 | 3 | 4 | 1 | 9 | 1 | 2 | .351 | 77 | 87 | 2 | 4 | 0 |
| Martin Anderson | 0-5 | 6.89 | 7 | 7 | 0 | 0 | 0 | 0 | 31.1 | 46 | 34 | 24 | 6 | 10 | 16 | 0 | 36 | 0 | 5 | .338 | 136 | 165 | 1 | 0 | 0 |
| Adam Atkins | 3-0 | 0.86 | 23 | 0 | 0 | 0 | 0 | 0 | 31.1 | 23 | 4 | 3 | 0 | 2 | 6 | 0 | 29 | 0 | 2 | .209 | 110 | 118 | 0 | 7 | 3 |
| Matt Blackham | 4-2 | 1.43 | 40 | 0 | 0 | 0 | 8 | 10 | 56.2 | 37 | 11 | 9 | 0 | 2 | 19 | 0 | 82 | 0 | 4 | .185 | 200 | 223 | 0 | 22 | 4 |
| Justin Brantley | 2-4 | 5.18 | 9 | 9 | 0 | 0 | 0 | 0 | 48.2 | 54 | 29 | 28 | 3 | 5 | 20 | 0 | 45 | 0 | 1 | .286 | 189 | 219 | 2 | 0 | 0 |
| Brandon Brosher | 0-0 | 18.00 | 1 | 0 | 0 | 0 | 0 | 0 | 1.0 | 2 | 2 | 2 | 0 | 0 | 2 | 0 | 1 | 0 | 0 | .500 | 4 | 7 | 1 | 1 | 0 |
| Gary Cornish | 1-3 | 3.07 | 5 | 5 | 0 | 0 | 0 | 0 | 29.1 | 30 | 10 | 10 | 1 | 0 | 5 | 0 | 20 | 0 | 2 | .273 | 110 | 116 | 10 | 0 | |
| Aaron Ford | 0-0 | 12.71 | 4 | 0 | 0 | 0 | 0 | 0 | 5.2 | 7 | 9 | 8 | 3 | 1 | 3 | 0 | 9 | 0 | 2 | .269 | 26 | 31 | 0 | 1 | 1 |
| J.J. Franco | 0-0 | 10.80 | 2 | 0 | 0 | 0 | 0 | 0 | 1.2 | 4 | 2 | 2 | 1 | 1 | 0 | 0 | 0 | 0 | 0 | .500 | 8 | 9 | 0 | 2 | 0 |
| Harol Gonzalez | 9-8 | 3.56 | 20 | 20 | 3 | 0 | 0 | 0 | 126.1 | 123 | 56 | 50 | 11 | 8 | 37 | 1 | 91 | 0 | 5 | .257 | 479 | 529 | 3 | 0 | 0 |
| Merandy Gonzalez | 8-1 | 1.55 | 11 | 11 | 0 | 0 | 0 | 0 | 69.2 | 50 | 16 | 12 | 3 | 6 | 13 | 0 | 65 | 0 | 1 | .200 | 250 | 273 | 1 | 0 | 0 |
| Cam Griffin | 1-2 | 3.05 | 28 | 0 | 0 | 0 | 1 | 2 | 41.1 | 41 | 16 | 14 | 3 | 3 | 10 | 0 | 40 | 0 | 4 | .252 | 163 | 177 | 0 | 17 | 1 |
| Taylor Henry | 4-0 | 4.33 | 39 | 0 | 0 | 0 | 1 | 1 | 60.1 | 73 | 35 | 29 | 5 | 3 | 20 | 0 | 39 | 1 | 5 | .290 | 252 | 277 | 1 | 6 | 3 |
| Colin Holderman | 2-3 | 4.94 | 7 | 7 | 0 | 0 | 0 | 0 | 31.0 | 24 | 20 | 17 | 2 | 5 | 11 | 0 | 25 | 0 | 4 | .209 | 115 | 134 | 3 | 0 | 0 |
| Joel Huertas | 0-2 | 10.80 | 3 | 1 | 0 | 0 | 0 | 0 | 8.1 | 12 | 10 | 10 | 0 | 0 | 4 | 0 | 6 | 0 | 3 | .353 | 34 | 39 | 0 | 2 | 0 |
| Jordan Humphreys | 10-1 | 1.42 | 11 | 11 | 2 | 1 | 0 | 0 | 69.2 | 41 | 12 | 11 | 2 | 4 | 9 | 0 | 80 | 1 | 1 | .168 | 244 | 257 | 0 | 0 | 0 |
| Chase Ingram | 1-4 | 4.63 | 5 | 5 | 1 | 0 | 0 | 0 | 23.1 | 18 | 14 | 12 | 0 | 3 | 18 | 0 | 16 | 0 | 6 | .209 | 86 | 108 | 1 | 0 | 0 |
| Jay Jabs | 0-0 | 0.00 | 1 | 0 | 0 | 0 | 0 | 0 | 1.0 | 0 | 0 | 0 | 0 | 0 | 0 | 0 | 1 | 0 | 0 | .000 | 3 | 3 | 0 | 0 | 1 |
| Max Kuhns | 1-0 | 2.10 | 17 | 0 | 0 | 0 | 5 | 6 | 25.2 | 13 | 6 | 6 | 0 | 2 | 10 | 0 | 37 | 0 | 1 | .149 | 87 | 100 | 1 | 11 | 1 |
| Gabriel Llanes | 6-11 | 4.48 | 24 | 24 | 2 | 0 | 0 | 0 | 142.2 | 166 | 90 | 71 | 8 | 14 | 38 | 0 | 67 | 0 | 10 | .294 | 564 | 627 | 6 | 0 | 0 |
| Austin McGeorge | 0-0 | 1.42 | 6 | 0 | 0 | 0 | 0 | 1 | 12.2 | 9 | 4 | 2 | 0 | 1 | 4 | 0 | 16 | 0 | 5 | .191 | 47 | 53 | 1 | 1 | 1 |
| Thomas McIlraith | 2-1 | 2.22 | 4 | 4 | 0 | 0 | 0 | 0 | 24.1 | 19 | 7 | 6 | 0 | 0 | 8 | 0 | 15 | 0 | 0 | .211 | 90 | 98 | 0 | 0 | 0 |
| Jose Carlos Medina | 1-1 | 2.70 | 4 | 4 | 0 | 0 | 0 | 0 | 23.1 | 27 | 9 | 7 | 0 | 2 | 7 | 0 | 17 | 0 | 1 | .293 | 92 | 102 | 1 | 0 | 0 |
| Matt Pobereyko | 2-2 | 3.15 | 23 | 0 | 0 | 0 | 2 | 4 | 34.1 | 26 | 16 | 12 | 2 | 0 | 14 | 0 | 53 | 0 | 3 | .205 | 127 | 143 | 2 | 11 | 2 |
| Darwin Ramos | 2-3 | 4.81 | 12 | 5 | 0 | 0 | 0 | 1 | 39.1 | 47 | 24 | 21 | 2 | 4 | 19 | 1 | 27 | 1 | 5 | .309 | 152 | 179 | 2 | 2 | 0 |
| Ryder Ryan | 0-0 | 2.08 | 8 | 0 | 0 | 0 | 0 | 0 | 13.0 | 6 | 3 | 3 | 1 | 0 | 5 | 0 | 13 | 0 | 0 | .133 | 45 | 50 | 0 | 2 | 4 |
| Jake Simon | 2-2 | 4.70 | 4 | 2 | 0 | 0 | 0 | 0 | 15.1 | 14 | 9 | 8 | 1 | 3 | 7 | 0 | 12 | 0 | 0 | .280 | 50 | 63 | 1 | 2 | 0 |
| Thomas Szapucki | 1-2 | 2.79 | 6 | 6 | 0 | 0 | 0 | 0 | 29.0 | 24 | 10 | 9 | 0 | 2 | 10 | 0 | 27 | 0 | 3 | .231 | 104 | 118 | 1 | 0 | 0 |
| Blake Taylor | 1-9 | 4.94 | 18 | 17 | 0 | 0 | 0 | 0 | 85.2 | 83 | 64 | 47 | 6 | 5 | 49 | 0 | 72 | 1 | 14 | .253 | 328 | 390 | 2 | 0 | 0 |
| Adonis Uceta | 4-0 | 1.26 | 29 | 0 | 0 | 0 | 11 | 11 | 43.0 | 23 | 7 | 6 | 0 | 2 | 16 | 1 | 47 | 0 | 4 | .158 | 146 | 167 | 1 | 20 | 3 |
| Joe Zanghi | 0-3 | 2.19 | 41 | 0 | 0 | 0 | 4 | 6 | 61.2 | 51 | 29 | 15 | 2 | 2 | 26 | 1 | 64 | 0 | 6 | .220 | 232 | 264 | 1 | 19 | 3 |
| Totals | 68-70 | 3.45 | 138 | 138 | 8 | 17 | 32 | 43 | 1204.1 | 1120 | 575 | 461 | 62 | 93 | 410 | 5 | 1061 | 5 | 99 | .245 | 4550 | 5126 | 35 | 130 | 27 |

*Left-Handed



2017 FIREFLIES 1st HALF DAY-BY-DAY (40-28, .242 Batting Average 2.99 ERA)

APRIL (13-12, .233 Batting Average, 2.95 ERA)

| Date/Opponent | Result | Record | Div. Stand (GB) | Winning Pitcher | Losing Pitcher | Save | Time/Attendance |
|-------------------------|------------------|--------|-----------------|-------------------------------|------------------------------|-------------------------|-----------------|
| April 6 vs. AUG, 7:05 | W 14-7 | 1-0 | T-1st | Matt Blackham (1-0) | Domenic Mazza (0-1) | — | 3:37 / 8,412 |
| April 7 vs. AUG, 7:05 | W 7-0 | 2-0 | T-1st | Jordan Humphreys (1-0) | D.J. Myers (0-1) | — | 2:59 / 5,466 |
| April 8 vs. AUG, 7:05 | W 9-5 | 3-0 | T-1st | Taylor Henry (1-0) | Cameron Avila-Leeper (0-1) | Adonis Uceta (1) | 3:30 / 6,191 |
| April 9 vs. AUG, 2:05 | W 6-0 | 4-0 | T-1st | Merandy Gonzalez (1-0) | Melvin Adon (0-1) | — | 2:43 / 5,936 |
| April 10 vs. HIC, 7:05 | W 3-0 | 5-0 | 1st (+1.0) | Colin Holderman (1-0) | Argenis Rodriguez (0-1) | Joe Zanghi (1) | 2:55 / 3,619 |
| April 11 vs. HIC, 7:05 | L 5-1 | 5-1 | T-1st | Tyler Phillips (1-0) | Blake Taylor (0-1) | — | 2:51 / 5,388 |
| April 12 vs. HIC, 7:05 | L 4-2 | 5-2 | T-2nd (-1.0) | Luke Lanphere (1-0) | Harol Gonzalez (0-1) | Kaleb Fontenot (1) | 2:57 / 5,500 |
| April 13 @ AUG, 7:05 | W 7-2 | 6-2 | T-1st | Jordan Humphreys (2-0) | D.J. Myers (0-2) | — | 2:33 / 5,830 |
| April 14 @ AUG, 7:05 | L 7-0 | 6-3 | T-2nd (-1.0) | Matt Solter (1-0) | Gabriel Llanes (0-1) | — | 2:43 / 5,330 |
| April 15 @ AUG, 6:05 | W 1-0 | 7-3 | T-1st | Merandy Gonzalez (2-0) | Melvin Adon (0-2) | Cam Griffin (1) | 2:20 / 5,469 |
| April 16 @ AUG, 2:05 | L 7-6 | 7-4 | T-2nd (-1.0) | Matt Pope (1-0) | Joe Zanghi (0-1) | — | 3:09 / 2,645 |
| April 17 @ ROM, 7:00 | L 3-2 | 7-5 | T-3rd (-2.0) | Adam McCreery (1-0) | Blake Taylor (0-2) | Brandon White (2) | 2:41 / 5,105 |
| April 18 @ ROM, 7:00 | W 8-3 (8) | 8-5 | T-2nd (-1.0) | Harol Gonzalez (1-1) | Jeremy Walker (0-1) | — | 2:36 / 5,073 |
| April 19 @ ROM, 10:30 | W 3-2 | 9-5 | T-1st (+1.0) | Jordan Humphreys (3-0) | Ian Anderson (1-1) | Joe Zanghi (2) | 2:42 / 3,727 |
| April 20 vs. LEX, 7:05 | L 2-0 | 9-6 | T-2nd (-1.0) | Andre Davis (2-0) | Gabriel Llanes (0-2) | Walker Sheller (2) | 2:16 / 4,398 |
| April 21 vs. LEX, 7:05 | W 5-0 | 10-6 | 2nd (-1.0) | Merandy Gonzalez (3-0) | Nolan Watson (0-3) | — | 2:34 / 5,896 |
| April 22 vs. LEX, 7:05 | L 4-0 | 10-7 | T-2nd (-1.0) | Jace Vines (1-2) | Colin Holderman (1-1) | Garrett Davila (1) | 2:23 / 7,536 |
| April 23 vs. LEX, 2:05 | L 4-2 | 10-8 | 3rd (-1.5) | Gerson Garabito (2-1) | Blake Taylor (0-3) | Walker Sheller (3) | 2:31 / 4,411 |
| April 24 vs. ASH, 7:05 | W 3-2 | 11-8 | 3rd (-1.0) | Jordan Humphreys (4-0) | Riley Pint (0-3) | Adonis Uceta (2) | 2:43 / 3,177 |
| April 25 vs. ASH, 11:05 | L 2-0 (11) | 11-9 | T-3rd (-2.5) | J.D. Hammer (3-0) | Joel Huertas (0-1) | Justin Lawrence (3) | 2:28 / 3,855 |
| April 26 vs. ASH, 11:05 | W 5-0 | 12-9 | 3rd (-2.5) | Merandy Gonzalez (4-0) | Brandon Gold (1-2) | — | 2:14 / 3,141 |
| April 27 @ HIC, 7:00 | L 8-7 (8) | 12-10 | 3rd (-2.5) | Sal Mendez (2-0) | Colin Holderman (1-2) | Jake Lemoine (1) | 3:33 / 4,225 |
| April 28 @ HIC, 7:00 | L 11-7 | 12-11 | T-3rd (-3.5) | Kaleb Fontenot (1-0) | Blake Taylor (0-4) | — | 2:57 / 4,525 |
| April 29 @ HIC, 6:00 | L 9-8 (10) | 12-12 | 4th (-4.5) | C.D. Pelham (1-0) | Joe Zanghi (0-2) | — | 3:48 / 4,325 |
| April 30 @ HIC, 3:00 | W 11-2 | 13-12 | T-3rd (-3.5) | Jordan Humphreys (5-0) | Demarcus Evans (0-3) | — | 2:43 / 4,425 |

MAY (14-11, .242 Batting Average, 3.39 ERA)

| | | | | | | | |
|-----------------------|-------------------|-------|--------------|-------------------------------|-------------------------------|--------------------------|--------------|
| May 2 vs. DEL, 7:05 | W 2-1 | 14-12 | 3rd (-3.5) | Adonis Uceta (1-0) | Matt Trowbridge (0-1) | — | 2:28 / 3,620 |
| May 3 vs. DEL, 11:05 | L 10-3 | 14-13 | 3rd (-3.5) | Lucas Humpal (1-2) | Merandy Gonzalez (4-1) | — | 2:35 / 3,884 |
| May 4 vs. DEL, 7:05 | PPD to 5/11 | 14-13 | | | | | |
| May 5 vs. LWD, 7:05 | L 12-2 | 14-14 | 3rd (-4.5) | Zach Morris (2-1) | Joel Huertas (0-2) | — | 3:14 / 6,253 |
| May 6 vs. LWD, 7:05 | L 1-0 | 14-15 | 3rd (-5.5) | Nick Fanti (2-0) | Jake Simon (0-1) | Trevor Bettencourt (2) | 2:02 / 6,621 |
| May 7 vs. LWD, 2:05 | L 10-7 | 14-16 | 5th (-5.5) | Sixto Sanchez (1-2) | Harol Gonzalez (1-2) | Will Hibbs (2) | 2:53 / 7,530 |
| May 8 vs. LWD, 7:05 | W 5-1 | 15-16 | T-3rd (-5.5) | Jordan Humphreys (6-0) | Bailey Falter (1-2) | — | 2:17 / 3,440 |
| May 10 @ DEL, 7:05 | W 7-1 | 16-16 | T-3rd (-4.5) | Gabriel Llanes (1-2) | Lucas Humpal (1-3) | — | 2:21 / 4,753 |
| May 11 @ DEL, 6:05 | W 7-4 | 17-16 | 3rd (-4.0) | Merandy Gonzalez (5-1) | Zach Muckenhirn (1-3) | Adonis Uceta (3) | 3:03 / 3,748 |
| May 12 @ DEL, 5:05 | CAN (RAIN) | 17-16 | | | | | |
| May 12 @ DEL, DH | CAN (RAIN) | 17-16 | | | | | |
| May 13 @ LWD, 4:05 | PPD to 5/15 | 17-16 | | | | | |
| May 14 @ LWD, 1:05 | W 5-3 | 18-16 | T-2nd (-4.5) | Jake Simon (1-1) | Zach Morris (2-2) | — | 2:31 / 6,468 |
| May 15 @ LWD, 5:05 | W 6-1 (7) | 19-16 | 2nd (-4.5) | Harol Gonzalez (2-2) | Felix Paulino (1-3) | — | 2:02 / — |
| May 15 @ LWD, DH | L, 2-1 (7) | 19-17 | 2nd (-4.5) | Nick Fanti (3-0) | Jordan Humphreys (6-1) | Trevor Bettencourt (4) | 1:51 / 8,741 |
| May 16 @ LWD, 6:35 | W 5-4 | 20-17 | 2nd (-4.0) | Gabriel Llanes (2-2) | Ismael Cabrera (2-2) | Max Kuhns (1) | 2:50 / 8,180 |
| May 18 vs. WV, 7:05 | W 3-2 (10) | 21-17 | 2nd (-4.5) | Adonis Uceta (2-0) | Jordan Jess (0-2) | — | 3:11 / 4,798 |
| May 19 vs. WV, 7:05 | L 3-1 | 21-18 | 2nd (-4.5) | Cam Vieux (2-0) | Blake Taylor (0-5) | Geoff Hartlieb (3) | 2:23 / 6,569 |
| May 20 vs. WV, 7:05 | L 9-3 | 21-19 | 2nd (-5.5) | Eduardo Vera (2-1) | Jake Simon (1-2) | — | 2:43 / 7,007 |
| May 21 vs. WV, 2:05 | L 6-3 | 21-20 | T-3rd (-6.0) | Dylan Prohoro (1-1) | Harol Gonzalez (2-3) | — | 2:50 / 6,222 |
| May 22 vs. CHS, 7:05 | PPD to 6/10 | 21-20 | | | | | |
| May 23 vs. CHS, 7:05 | PPD to 5/24 | 21-20 | | | | | |
| May 24 vs. CHS, 10:05 | W 3-0 (7) | 22-20 | | Jordan Humphreys (7-1) | Brian Keller (3-4) | — | 1:45 / — |
| May 24 vs. CHS, DH | L 10-5 (5) | 22-21 | T-3rd (-5.5) | Christian Morris (1-1) | Gabriel Llanes (2-3) | — | 2:34 / 4,699 |
| May 25 @ LEX, 7:05 | W 3-2 | 23-21 | 3rd (-5.5) | Merandy Gonzalez (6-1) | Ofredy Gomez (1-6) | Max Kuhns (2) | 2:42 / 7,590 |
| May 26 @ LEX, 7:05 | L, 5-2 | 23-22 | 3rd (-5.5) | Garrett Davila (4-0) | Blake Taylor (0-6) | — | 2:23 / 8,185 |
| May 27 @ LEX, 6:35 | PPD to 5/28 | 23-22 | | | | | |
| May 28 @ LEX, 12:05 | W 3-0 (7) | 24-22 | 3rd (-5.5) | Jake Simon (2-2) | Travis Eckert (2-3) | Matt Blackham (1) | 2:10 / — |
| May 28 @ LEX, DH | L, 2-1 (7) | 24-23 | T-3rd (-5.5) | Andre Davis (4-2) | Harol Gonzalez (2-4) | — | 1:45 / 7,047 |
| May 29 vs. AUG, 5:05 | W 14-2 (7) | 25-23 | T-3rd (-4.5) | Gabriel Llanes (3-3) | Caleb Baragar (0-4) | — | 3:02 / 5,365 |
| May 30 vs. AUG, 7:05 | W 8-2 | 26-23 | 3rd (-4.0) | Jordan Humphreys (8-1) | Stephen Woods (2-5) | — | 3:02 / 4,435 |
| May 31 vs. AUG, 7:05 | W 4-3 | 27-23 | 3rd (-4.0) | Merandy Gonzalez (7-1) | Melvin Adon (0-5) | Max Kuhns (3) | 2:55 / 3,947 |

JUNE (16-10, .249 Batting Average, 2.66 ERA)

| | | | | | | | |
|-----------------------|-------------------|-------|------------|--------------------------------|------------------------------|-------------------------|--------------|
| June 1 @ HAG, 7:05 | L 3-2 | 27-24 | 3rd (-5.0) | McKenzie Mills (5-2) | Gary Cornish (0-1) | Jordan Mills (4) | 2:21 / 6,217 |
| June 2 @ HAG, 7:05 | W 8-7 (10) | 28-24 | 3rd (-5.0) | Max Kuhns (1-0) | Tommy Peterson (0-1) | Joe Zanghi (3) | 3:34 / 5,894 |
| June 3 @ HAG, 6:05 | L 4-3 | 28-25 | 3rd (-5.0) | Mick VanVossen (3-0) | Darwin Ramos (0-1) | — | 2:57 / 6,351 |
| June 4 @ HAG, 2:05 | W 5-3 | 29-25 | 3rd (-4.0) | Taylor Henry (2-0) | Tyler Watson (4-2) | Joe Zanghi (4) | 3:30 / 4,116 |
| June 6 vs. LEX, 7:05 | W 5-3 | 30-25 | 3rd (-3.0) | Adam Atkins (1-0) | Grant Gavin (1-2) | Max Kuhns (4) | 2:41 / 3,619 |
| June 7 vs. LEX, 12:05 | W 5-1 | 31-25 | 2nd (-3.0) | Merandy Gonzalez (8-1) | Garrett Davila (4-2) | — | 2:40 / 3,480 |
| June 8 vs. LEX, 7:05 | W 8-0 | 32-25 | 2nd (-3.0) | Gary Cornish (1-1) | Travis Eckert (2-4) | — | 2:52 / 5,365 |
| June 9 vs. CHS, 7:05 | W 3-1 | 33-25 | 2nd (-3.0) | Harol Gonzalez (3-4) | Phillip Diehl (6-2) | Adonis Uceta (4) | 2:52 / 6,035 |
| June 10 vs. CHS, 5:05 | W 5-3 (7) | 34-25 | 2nd (-2.0) | Jordan Humphreys (9-1) | Jio Orozco (3-4) | Taylor Henry (1) | 2:23 / — |
| June 10 vs. CHS, DH | W 4-2 (7) | 35-25 | 2nd (-1.5) | Thomas Szapucki (1-0) | Raynel Espinal (1-1) | Max Kuhns (5) | 2:38 / 7,861 |
| June 11 vs. CHS, 2:05 | W 3-2 | 36-25 | 2nd (-0.5) | Gabriel Llanes (4-3) | Adonis Rosa (1-2) | Adonis Uceta (5) | 2:20 / 5,248 |
| June 12 vs. CHS, 7:05 | W 2-1 | 37-25 | 2nd (-0.5) | Matt Blackham (2-0) | Garrett Mundell (0-2) | — | 2:41 / 3,440 |
| June 13 @ GVL, 7:05 | L 5-4 | 37-26 | 2nd (-1.5) | Hildemaro Requena (4-2) | Cam Griffin (0-1) | — | 2:47 / 6,340 |
| June 14 @ GVL, 7:05 | W 6-2 (11) | 38-26 | 2nd (-0.5) | Matt Blackham (3-0) | Dakota Smith (0-1) | — | 4:14 / 6,574 |
| June 15 @ GVL, 7:05 | W 7-2 | 39-26 | 1st (+0.5) | Harol Gonzalez (4-4) | Logan Boyd (7-4) | — | 3:05 / 7,415 |
| June 16 @ CHS, 7:05 | W 4-1 | 40-26 | 1st (+0.5) | Jordan Humphreys (10-1) | Nick Nelson (0-6) | Adonis Uceta (6) | 3:03 / 7,257 |
| June 17 @ CHS, 6:05 | L 3-0 | 40-27 | 1st (+0.5) | Brian Keller (5-5) | Thomas Szapucki (1-1) | Garrett Mundell (6) | 2:55 / 7,331 |
| June 18 @ CHS, 1:05 | L 5-1 | 40-28 | 2nd (-0.5) | Matt Frawley (4-1) | Gabriel Llanes (4-4) | — | 2:45 / 6,557 |



2017 FIREFLIES 2nd HALF DAY-BY-DAY (.227 Batting Average, 3.87 ERA)

JUNE (16-10, .249 Batting Average, 2.66 ERA)

| Date/Opponent | Result | Record | Div. Stand (GB) | Winning Pitcher | Losing Pitcher | Save | Time/Attendance |
|-----------------------|--------------|------------|-----------------|-------------------------------|-----------------------------|-------------------------|-----------------|
| June 22 vs. KAN, 7:05 | L 8-5 | 0-1, 40-29 | T-2nd (-1.0) | Yosmer Solorzano (2-5) | Blake Taylor (0-7) | Matthew Foster (1) | 3:06 / 4,672 |
| June 23 vs. KAN, 7:05 | L 5-4 | 0-2, 40-30 | T-3rd (-2.0) | Bernardo Flores (8-4) | Harol Gonzalez (4-5) | Jake Elliott (1) | 2:57 / 6,612 |
| June 24 vs. KAN, 7:05 | W 4-3 | 1-2, 41-30 | T-2nd (-1.0) | Adonis Uceta (3-0) | Ben Wright (1-6) | --- | 2:58 / 5,079 |
| June 25 vs. KAN, 5:05 | L 2-1 | 1-3, 41-31 | T-6th (-2.0) | Blake Hickman (1-1) | Cam Griffin (0-2) | Matthew Foster (2) | 3:09 / 8,304 |
| June 26 @ LEX, 7:05 | W 4-0 | 2-3, 42-31 | T-2nd (-2.0) | Thomas McIlraith (1-0) | Jace Vines (7-3) | --- | 2:41 / 3,785 |
| June 27 @ LEX, 7:05 | L 6-5 | 2-4, 42-32 | 3rd (-2.0) | Matt Wynne (2-2) | Matt Blackham (3-1) | --- | 3:07 / 4,122 |
| June 28 @ LEX, 12:35 | W 5-4 | 3-4, 43-32 | T-3rd (-2.0) | Harol Gonzalez (5-5) | Arnaldo Gonzalez (0-1) | Adonis Uceta (7) | 3:07 / 3,479 |
| June 29 @ LEX, 7:05 | L 6-5 | 3-5, 43-33 | 5th (-2.5) | Travis Eckert (3-5) | Gabriel Llanes (4-5) | Justin Camp (1) | 3:11 / 5,545 |
| June 30 vs. ROM, 7:05 | PPD to 8/19 | 3-5, 43-33 | | | | | |

JULY (12-16, .218 Batting Average, 3.14 ERA)

| | | | | | | | |
|-----------------------|-------------------|--------------|--------------|-------------------------------|-------------------------------|---------------------------|--------------|
| July 1 vs. ROM, 7:05 | L 5-1 | 3-6, 43-34 | 6th (-4.0) | Joey Wentz (4-3) | Thomas Szapucki (1-2) | --- | 2:52 / 4,265 |
| July 2 vs. ROM, 5:05 | W 3-2 | 4-6, 44-34 | 5th (-3.0) | Thomas McIlraith (2-0) | Bryse Wilson (5-4) | Adonis Uceta (8) | 2:30 / 3,002 |
| July 3 vs. ROM, 7:05 | W 1-0 | 5-6, 45-34 | 4th (-3.0) | Blake Taylor (1-7) | Thomas Burrows (3-5) | Adonis Uceta (9) | 2:15 / 7,559 |
| July 4 @ AUG, 6:35 | SUSP to 7/5 | | | | | | |
| July 5 @ AUG, 5:30 | L 5-3 | 5-7, 45-35 | | Raffi Vizcaino (3-1) | Harol Gonzalez (5-6) | Patrick Ruotolo (7) | 2:48 / 5,412 |
| July 5 @ AUG, 7:05 | L 7-2 | 5-8, 45-36 | 5th (-4.0) | Garrett Williams (3-1) | Gabriel Llanes (4-6) | --- | 2:32 / 1,724 |
| July 6 @ AUG, 7:05 | W 2-1 (10) | 6-8, 46-36 | 4th (-3.0) | Matt Pobereyko (1-0) | Patrick Ruotolo (2-2) | Adonis Uceta (10) | 3:27 / 2,235 |
| July 7 @ CHS, 7:05 | L 7-1 | 6-9, 46-37 | 5th (-4.0) | Nick Green (5-6) | Thomas McIlraith (2-1) | --- | 2:45 / 4,784 |
| July 8 @ CHS, 6:05 | L 13-2 | 6-10, 46-38 | 6th (-5.0) | Freicer Perez (5-3) | Blake Taylor (1-8) | --- | 2:48 / 4,041 |
| July 9 @ CHS, 5:05 | L 3-2 | 6-11, 46-39 | T-6th (-6.0) | Phillip Diehl (8-2) | Gary Cornish (1-2) | Garrett Mundell (10) | 3:08 / 4,333 |
| July 10 @ CHS, 7:05 | W 5-4 | 7-11, 47-39 | T-6th (-5.0) | Adonis Uceta (4-0) | Garrett Mundell (0-4) | --- | 3:14 / 4,163 |
| July 12 vs. GBO, 7:05 | L 4-1 | 7-12, 47-40 | 7th (-6.0) | Dylan Lee (4-9) | Harol Gonzalez (5-7) | Chad Smith (3) | 3:01 / 3,261 |
| July 13 vs. GBO, 7:05 | W 2-1 | 8-12, 48-40 | 7th (-6.0) | Matt Blackham (4-1) | Parker Bugg (2-2) | --- | 2:34 / 3,499 |
| July 14 vs. GBO, 7:05 | L 6-2 | 8-13, 48-41 | 7th (-7.0) | Ethan Clark (1-1) | Blake Taylor (1-9) | --- | 3:01 / 3,392 |
| July 15 vs. KAN, 7:05 | L 7-2 | 8-14, 48-42 | 7th (-8.0) | Kevin Escorcio (4-3) | Gabriel Llanes (4-7) | --- | 2:58 / 4,500 |
| July 16 vs. KAN, 5:05 | L 3-0 | 8-15, 48-43 | 7th (-9.0) | Blake Hickman (2-4) | Gary Cornish (1-3) | Mick VanVossen (1) | 2:43 / 2,739 |
| July 17 vs. KAN, 7:05 | W 2-1 | 9-15, 49-43 | 7th (-8.0) | Harol Gonzalez (6-7) | Dylan Cease (0-1) | Adonis Uceta (11) | 2:25 / 2,514 |
| July 19 @ LEX, 12:35 | W 16-2 | 10-15, 50-43 | 7th (-7.5) | Chase Ingram (1-0) | Jace Vines (9-5) | --- | 3:11 / 2,741 |
| July 20 @ LEX, 7:05 | W 4-0 | 11-15, 51-43 | 5th (-8.0) | Cam Griffin (1-2) | Andre Davis (5-3) | --- | 2:55 / 4,527 |
| July 21 @ LEX, 7:05 | L 2-1 | 11-16, 51-44 | 6th (-8.0) | Anthony Bender (3-2) | Gabriel Llanes (4-8) | Vance Tatum (1) | 2:32 / 6,101 |
| July 22 @ KAN, 7:05 | W 4-0 | 12-16, 52-44 | 4th (-7.0) | Adam Atkins (2-0) | Blake Hickman (2-5) | --- | 3:02 / 3,989 |
| July 23 @ KAN, 5:05 | W 3-1 | 13-16, 53-44 | 5th (-7.0) | Harol Gonzalez (7-7) | Dylan Cease (0-2) | --- | 2:41 / 1,412 |
| July 24 @ KAN, 7:05 | L 2-1 | 13-17, 53-45 | 5th (-7.0) | Luis Martinez (4-1) | Chase Ingram (1-1) | Matthew Foster (6) | 2:51 / 754 |
| July 25 @ KAN, 7:05 | W 9-2 | 14-17, 54-45 | 5th (-7.0) | Taylor Henry (3-0) | Yosmer Solorzano (3-8) | --- | 3:10 / 789 |
| July 27 vs. AUG, 7:05 | L 10-4 | 14-18, 54-46 | 5th (-8.0) | Melvin Adon (3-8) | Gabriel Llanes (4-9) | --- | 2:50 / 3,793 |
| July 28 vs. AUG, 7:05 | L 6-5 | 14-19, 54-47 | T-5th (-9.0) | Patrick Ruotolo (3-2) | Matt Pobereyko (1-1) | --- | 3:23 / 3,704 |
| July 29 vs. AUG, 7:05 | W 3-0 | 15-19, 55-47 | 5th (-8.0) | Harol Gonzalez (8-7) | Domenic Mazza (6-9) | Matt Pobereyko (1) | 2:36 / 4,888 |
| July 30 vs. AUG, 5:05 | L 6-0 | 15-20, 55-48 | 6th (-8.0) | Stephen Woods (6-7) | Chase Ingram (1-2) | --- | 3:25 / 4,269 |
| July 31 @ CHS, 7:05 | L 5-4 (10) | 15-21, 55-49 | 6th (-9.0) | Luis Cedenio (4-0) | Matt Blackham (4-2) | --- | 3:33 / 4,842 |
| August 1 @ CHS, 7:05 | W 11-10 | 16-21, 56-49 | 6th (-8.0) | Gabriel Llanes (5-9) | Nick Green (7-7) | Matt Pobereyko (2) | 3:28 / 2,937 |

AUGUST (12-18, .236 Batting Average, 4.55 ERA)

| | | | | | | | |
|-------------------------|-------------------|--------------|---------------|---------------------------------|------------------------------|--------------------------|--------------|
| August 2 @ CHS, 7:05 | L 4-3 (10) | 16-22, 56-50 | 6th (-9.0) | Luis Cedenio (5-0) | Keaton Aldridge (0-1) | -- | 3:29 / 3,137 |
| August 3 @ AUG, 7:05 | L 7-2 | 16-23, 56-51 | 6th (-9.0) | Caleb Baragar (3-7) | Harol Gonzalez (8-8) | -- | 3:02 / 3,722 |
| August 4 @ AUG, 7:05 | PPD to 8/5 | | | | | | |
| August 5 @ AUG, 5:05 | L 3-2 (7) | 16-24, 56-52 | | Nolan Riggs (2-5) | Chase Ingram (1-3) | Patrick Ruotolo (12) | 2:37 / --- |
| August 5 @ AUG, DH | L 8-0 (7) | 16-25, 56-53 | 7th (-10.0) | Connor Kaden (1-0) | Marty Anderson (0-1) | --- | 2:23 / 4,005 |
| August 6 @ AUG, 5:05 | W 6-4 (13) | 17-25, 57-53 | 7th (-10.0) | Adam Atkins (3-0) | Caleb Smith (1-1) | Matt Blackham (2) | 4:07 / 1,652 |
| August 7 vs. CHS, 7:05 | W 6-4 | 18-25, 58-53 | 7th (-9.0) | Justin Brantley (1-0) | Nick Green (7-8) | --- | 2:56 / 3,276 |
| August 8 vs. CHS, 7:05 | L 5-2 | 18-26, 58-54 | 7th (-10.0) | Freicer Perez (8-3) | Darwin Ramos (0-2) | David Sosebee (10) | 3:00 / 3,077 |
| August 9 vs. CHS, 7:05 | W 3-0 | 19-26, 59-54 | 7th (-9.0) | Harol Gonzalez (9-8) | Nick Nelson (2-9) | Matt Blackham (3) | 2:35 / 2,508 |
| August 10 vs. HIC, 7:05 | L 5-0 | 19-27, 59-55 | 7th (-10.0) | Christian Torres (3-2) | Colin Holderman (1-3) | --- | 3:00 / 3,328 |
| August 11 vs. HIC, 7:05 | L 15-2 | 19-28, 59-56 | 7th (-11.0) | Jake Lemoine (2-2) | Chase Ingram (1-4) | --- | 3:30 / 3,551 |
| August 12 vs. HIC, 7:05 | L 3-1 | 19-29, 59-57 | 7th (-12.0) | Edgar Arredondo (6-5) | Marty Anderson (0-2) | C.D. Pelham (9) | 2:57 / 4,677 |
| August 13 vs. HIC, 5:05 | L 7-4 | 19-30, 59-58 | 7th (-13.0) | Sal Mendez (6-6) | Justin Brantley (1-1) | Kaleb Fontenot (6) | 3:31 / 3,344 |
| August 15 @ AUG, 7:05 | W 5-2 | 20-30, 60-58 | T-6th (-12.0) | Darwin Ramos (1-2) | D.J. Myers (2-7) | Matt Blackham (4) | 3:18 / 3,208 |
| August 16 @ AUG, 7:05 | W 12-5 | 21-30, 61-58 | T-6th (-12.0) | Colin Holderman (2-3) | Melvin Adon (3-11) | --- | 3:38 / 2,812 |
| August 17 @ AUG, 7:05 | W 5-0 | 22-30, 62-58 | T-5th (-12.0) | Matt Pobereyko (2-1) | Jose Morel (2-2) | --- | 3:19 / 4,126 |
| August 18 vs. ROM, 7:05 | L 6-3 | 22-31, 62-59 | 7th (-12.0) | Tucker Davidson (5-4) | Marty Anderson (0-3) | --- | 2:52 / 3,684 |
| August 19 vs. ROM, 5:05 | L 8-2 | 22-32, 62-60 | | Bryse Wilson (10-5) | Gabriel Llanes (5-10) | --- | 2:10 / --- |
| August 19 vs. ROM, DH | W 1-0 | 23-32, 63-60 | 7th (-12.5) | Justin Brantley (2-1) | Ryan Schlosser (0-5) | Matt Blackham (5) | 2:01 / 4,716 |
| August 20 vs. ROM, 5:05 | L 11-6 (16) | 23-33, 63-61 | 7th (-12.5) | Kurt Hoekstra (1-0) | Joe Zanghi (0-3) | --- | 5:08 / 3,805 |
| August 21 vs. ROM, 1:05 | W 6-5 | 24-33, 64-61 | 7th (-11.5) | Keaton Aldridge (1-1) | Ryan Schlosser (0-6) | --- | 3:25 / 9,629 |
| August 22 @ GVL, 7:05 | W 14-7 | 25-33, 65-61 | 7th (-11.0) | Jose Carlos Medina (1-0) | Jay Groome (3-7) | --- | 3:28 / 3,821 |
| August 23 @ GVL, 7:05 | L 16-5 | 25-34, 65-62 | 7th (-11.5) | Jhonathan Diaz (6-5) | Marty Anderson (0-4) | --- | 3:21 / 3,202 |
| August 24 @ GVL, 7:05 | L 10-0 | 25-35, 65-63 | 7th (-11.5) | Bryan Mata (4-6) | Justin Brantley (2-2) | --- | 2:55 / 5,022 |
| August 25 @ HIC, 7:00 | W 3-1 | 26-35, 66-63 | 7th (-10.5) | Darwin Ramos (2-2) | Edgar Arredondo (6-6) | Matt Blackham (6) | 2:50 / 4,925 |
| August 26 @ HIC, 7:00 | L 11-7 | 26-36, 66-64 | 7th (-11.5) | Walker Weickel (5-4) | Gabriel Llanes (5-11) | C.D. Pelham (13) | 3:02 / 2,725 |
| August 27 @ HIC, 5:00 | W 4-3 | 27-36, 67-64 | 6th (-11.5) | Taylor Henry (4-0) | Jacob Lemoine (3-3) | Matt Blackham (7) | 3:12 / 2,025 |
| August 29 vs. ASH, 7:05 | L 3-2 (13) | 27-37, 67-65 | T-6th (-12.5) | Juan Pena (2-1) | Matt Pobereyko (2-2) | --- | 4:07 / 3,809 |
| August 30 vs. ASH, 7:05 | L 4-1 | 27-38, 67-66 | 7th (-13.5) | Antonio Santos (9-9) | Justin Brantley (2-3) | Reid Humphreys (12) | 3:02 / 3,787 |
| August 31 vs. ASH, 7:05 | L 4-0 | 27-39, 67-67 | 7th (-14.5) | Logan Longwith (2-0) | Darwin Ramos (2-3) | --- | 2:37 / 3,427 |

SEPTEMBER (1-3, .195 Batting Average, 5.73 ERA)

| | | | | | | | |
|---------------------|--------------|--------------|-------------|------------------------------|------------------------------|--------------------------|--------------|
| Sept. 1 @ ROM, 7:00 | W 4-2 | 28-39, 68-67 | 7th (-13.5) | Gabriel Llanes (6-11) | Walt Borkovich (1-1) | Matt Blackham (8) | 3:02 / 1,805 |
| Sept. 2 @ ROM, 6:00 | L 10-0 | 28-40, 68-68 | 7th (-13.5) | Jeremy Walker (7-11) | Jose C. Medina (1-1) | Taylor Lewis (3) | 2:16 / 3,694 |
| Sept. 3 @ ROM, 2:00 | L 16-4 | 28-41, 68-69 | 7th (-13.5) | Troy Conyers (4-0) | Marty Anderson (0-5) | --- | 3:02 / 1,586 |
| Sept. 4 @ ROM, 1:00 | L 4-2 | 28-42, 68-70 | 7th (-14.5) | Ryan Schlosser (1-7) | Justin Brantley (2-4) | --- | 2:27 / 2,077 |



2017 FIREFLIES HIGHS AND LOWS

Team Miscellaneous

Longest Winning Streak: 9, (June 4-12)
Longest Losing Streak: 4, 4x (August 10-13, August 2-5, June 17-23, & May 3-7)
Largest Margin of Victory: 14 (July 19 @ Lexington, W 16-2)
Largest Margin of Defeat: 13 (August 11 vs. Hickory, L 15-2)
Largest Shutout Win: 8-0 (June 8 vs Lexington)
Largest Shutout Loss: 10-0, 2x (September 2 @ Rome and August 24 @ Greenville)
Longest Game, Time (9 inn): 3:38 (August 16 @ Augusta, W 12-5)
Longest Game, Time (10+ inn): 5:08, 16 innings (August 20 vs. Rome, L 11-6)
Longest Game, Innings: 16 (August 20 vs. Rome, L 11-6)
Shortest Game, Time (9 inn): 2:02 (May 6 vs. Lakewood)
Shortest Game, Time (7 inn): 1:45, 2x (Game 2, May 28 @ Lexington, L 2-1 and Game 1, May 24 vs. Charleston, W 3-0)
Largest Crowd, Home: 9,629 (August 21 vs Rome, W 6-5)
Smallest Crowd, Home: 2,508 (August 9 vs. Charleston, W 3-0)
Largest Crowd, Road: 8,741 (May 15 @ Lakewood)
Smallest Crowd, Road: 754 (July 24 @ Kannapolis)
Largest Come-From-Behind Win: 4 Runs (July 10 @ Charleston, W 5-4)
Largest Blown Lead in a Loss: 4 (Sunday, April 16 @ Augusta, L 7-6)
Most Errors, Game: 5 (July 7 @ Charleston, L 7-1)
Most Errors by Opponent: 5 (July 25 @ Kannapolis)
Most Double Plays Turned, Game: 4, (June 11 vs. Charleston, W 3-2)
Most Left on Base: 12, 3x (Last: July 12 vs. Greensboro, L 4-1)
Warmest First Pitch Temperature: 95° (August 20 vs. Rome, L 11-6)
Coolest First Pitch Temperature: 53° (Thursday, May 11 @ Delmarva, W 7-4)

Team Batting

Most Runs, Game: 16, (July 19 @ Lexington, W 16-2)
Most Runs, Inning: 6, 2x (Last: August 16 @ Augusta, W 12-5)
Most Hits, Game: 19 (July 19 @ Lexington, W 16-2)
Most Hits, Inning: 6 (August 16 @ Augusta, W 12-5)
Most Walks, Game: 9 (2x 4/8, 4/6 vs AUG)
Most Home Runs, Game: 3, 4x (Last: August 22 @ Greenville, W 14-7)
Most Consecutive Games With A Home Run: 5 (4/26-4/30)
Most Triples, Game: 3 (June 8 vs. Lexington, W 8-0)
Most Doubles, Game: 6 (June 2 @ Hagerstown, W 8-7 in 10)
Most Extra-Base Hits, Game: 8 (June 2 @ Hagerstown, W 8-7 in 10)
Most Stolen Bases, Game: 6 (July 9 @ Charleston, L 3-2)
Most Strikeouts, 9-Inn Game: 16 (August 1 @ Charleston, W 11-10)
Most Strikeouts, All Games: 16 (August 1 @ Charleston, W 11-10)

Individual Batting

Most Hits: 5, Dan Rizzie (July 19 @ Lexington, W 16-2)
Most Runs: 4, Jacob Zanon (July 19 @ Lexington, W 16-2)
Most Extra-Base Hits: 3, Dash Winningham (May 29 vs. Augusta, W 14-2)
Most Total Bases: 10, Dash Winningham (May 29 vs. Augusta, W 14-2)
Most Doubles: 2, 8x (Last: Jay Jabs, August 24 @ Greenville, L 10-0)
Most Triples: 1, Many (Last: Quinn Brodey, August 27 @ Hickory, W 4-3)
Most HR: 2, 3x (Last: Michael Paez, June 15 @ Greenville, W 7-2)
Most RBI: 6, (Dash Winningham, May 29 vs. Augusta, W 14-2)
Most Walks: 4, Gene Cone (April 6 vs. Augusta, W 14-7)
Most Strikeouts: 4, 7x (Last: Quinn Brodey, August 29 vs. Asheville, L 3-2, 13 innings)
Most Stolen Bases: 3, 4x (Last: Andres Gimenez, August 17 @ Augusta, W 5-0)
Longest Hitting Streak: 9, 2x, Last: Andres Gimenez (August 13-22)
Longest On-Base Streak: 17, 3x (Last: Jay Jabs, June 10 - July 2)

Team Pitching

Most Runs Allowed, Game: 16, 2x (Last: September 3 @ Rome, L 16-4)
Most Runs Allowed, Inning: 8, 4x (Last: September 3 @ Rome, L 16-4, 4th inning)
Most Hits Allowed, Game: 16, 3x (Last: August 11 vs. Hickory, L 15-2)
Most Hits Allowed, Inning: 8 (August 1 @ Charleston, W 11-10, 6th inning)
Most Triples Allowed, Game: 3 (May 7 vs. Lakewood)
Most HR Allowed, Game: 4 (July 27 vs. Augusta, L 10-4)
Most SB Allowed: 4, 2x (Last: Game 1, August 5 @ Augusta, L 3-2)
Most Strikeouts, 9 inn Game: 17 (June 22 vs. Kannapolis, L, 8-5)
Most Strikeouts, All Games: 17 (June 22 vs. Kannapolis, L, 8-5)
Most Walks Allowed: 7 (July 24 @ Kannapolis, L 2-1)
Most Extra-Base Hits Allowed: 6, 2x (Last: August 23 @ Greenville, L 16-5)

Individual Pitching

Most Innings Pitched, Starter: 9.0, 2x (Harol Gonzalez, July 23 @ Kannapolis & Gabriel Llanes, May 10 @ Delmarva)
Fewest Innings Pitched, Starter: 0.2, Thomas Szapucki (July 6 @ Augusta, W 2-1)
Most Innings Pitched, Relief: 5.0, Joel Huertas (4/25 vs. Asheville)
Most Hits Allowed, Starter: 12, 2x (Blake Taylor, July 8 @ Charleston, L 13-2 and Gabriel Llanes, 5/24 vs. Charleston, Game 2)
Most Hits Allowed, Reliever: 6, 2x (Last: Darwin Ramos, May 5 vs. Lakewood)
Most Strikeouts, Starter: 12, Jordan Humphreys (April 24 vs. Asheville, W 3-2)
Most Strikeouts, Reliever: 5, 4x (Last: Matt Pobereyko, July 14 vs Greensboro, L 6-2)
Most Walks, Starter: 5, (Chase Ingram, July 24 @ Kannapolis, L 2-1)
Most Walks, Reliever: 4, Joe Zanghi (June 10 - Game 1 vs. Charleston, W 5-3)
Most Earned Runs, Starter: 11, Blake Taylor (July 8 @ Charleston, L 13-2)
Most Earned Runs, Reliever: 5, (Aaron Ford, August 22 @ Greenville)



2017 FIREFLIES TRANSACTIONS

2017 OPENING DAY ROSTER (April 6, 2017)

P (13): Matt Blackham, Harol Gonzalez, Merandy Gonzalez, Cam Griffin, Taylor Henry, Colin Holderman, Jordan Humphreys, Max Kuhns, Gabriel Llanes, Austin McGeorge, Blake Taylor, Adonis Uceta, Joseph Zanghi

C (3): Brandon Brosher, Anthony Dimino, Ali Sanchez

INF (5): Luis Carpio, Michael Paez, Milton Ramos, Blake Tiberi, Dash Winningham

OF (4): Gene Cone, Desmond Lindsay, Tim Tebow, Jacob Zanon

DL (4): Seth Davis (LHP), Jose Garcia (C), Witt Haggard (RHP), Natanael Ramos (C)

April 6: RHP **Witt Haggard** placed on Columbia's Disabled List

April 11: INF **Blake Tiberi** and OF **Jacob Zanon** placed on Columbia's Disabled List ... INF **Reed Gamache** and OF **Jose Medina** transferred to Columbia from Advanced-Rookie Kingsport

April 12: INF/C **Anthony Dimino** transferred to Advanced-A St. Lucie from Columbia ... INF **Jay Jabs** transferred to Columbia from Short Season Brooklyn

April 18: RHP **Cam Griffin** transferred to Advanced-A St. Lucie from Columbia ... RHP **Joel Huertas** transferred to Columbia from Short-Season Brooklyn

April 24: RHP **Harol Gonzalez** placed on Columbia's Disabled List ... INF **Blake Tiberi** transferred from Columbia's disabled list to active roster

April 29: RHP **Colin Holderman**, INF **Reed Gamache** and INF **Blake Tiberi** placed on Columbia's Disabled List ... RHP **Harol Gonzalez** transferred from Columbia's disabled list to active roster ... RHP **Darwin Ramos** transferred to Columbia from Advanced-A St. Lucie ... INF **Andres Gimenez** transferred to Columbia from the Dominican Summer League Mets

May 2: RHP **Austin McGeorge** transferred from Columbia to Advanced-A St. Lucie ... RHP **Jake Simon** transferred to Columbia from Advanced-Rookie Kingsport

May 10: OF **Jose Medina** transferred from Columbia to Short-Season Brooklyn...OF **Ricardo Cespedes** transferred to Columbia from Advanced-Rookie Kingsport.

May 15: LHP **Joel Huertas** transferred to Columbia's disabled list ... INF **Reed Gamache** transferred from Columbia's disabled list to the active roster

May 17: RHP **Witt Haggard** released by the Mets ... C **Jose Garcia** activated from Columbia's disabled list and transferred to Advanced-A St. Lucie

May 18: OF **Ricardo Cespedes** transferred to Columbia's disabled list ... RHP **Adam Atkins** transferred to Columbia from Advanced-A St. Lucie

June 1: LHP **Jake Simon** transferred from Columbia to Short Season Brooklyn...RHP **Gary Cornish** activated from the Columbia suspended list

June 4: RHP **Darwin Ramos** transferred from Columbia to Short Season Brooklyn...LHP **Thomas Szapucki** transferred to Columbia from Short Season A Brooklyn

June 12: RHP **Max Kuhns** transferred to Columbia's disabled list ... RHP **Cam Griffin** transferred to Columbia from Advanced-A St. Lucie

June 14: OF **Desmond Lindsay** transferred to Columbia's disabled list...OF **Jose Medina** transferred to Columbia from Short Season-A Brooklyn

June 15: RHP **Gary Cornish** transferred to Columbia's disabled list...C **Dan Rizzie** transferred to Columbia from Advanced-A St. Lucie

June 19: INF **Reed Gamache** and OF **Jose Medina** transferred from Columbia to short season-A Brooklyn

June 22: INF **Michael Paez**, RHP **Merandy Gonzalez** and RHP **Jordan Humphreys** transferred from Columbia to Advanced-A St. Lucie ... OF **Jacob Zanon** activated from Columbia's disabled list ... OF **Araldo Berrios** transferred to Columbia from Advanced-A St. Lucie ... RHP **Matt Pobereyko** signed by the Mets and assigned to Columbia

June 26: OF **Tim Tebow** transferred from Columbia to Advanced-A St. Lucie ... RHP **Thomas McIlraith** activated from the St. Lucie disabled list and transferred to Columbia ... INF **Vinny Siena** transferred to Columbia from Advanced-A St. Lucie

June 29: OF **Gene Cone** transferred to disabled list...OF **Ian Strom** transferred from Short Season-A Brooklyn to Columbia

June 30: INF **Colby Woodmansee** transferred to Columbia from GCL Mets

July 4: OF **Ricardo Cespedes** was activated from Columbia's disabled list and transferred to short-season A Brooklyn

July 5: INF **Milton Ramos** was traded...OF **Desmond Lindsay** activated from Columbia's disabled list

July 9: LHP **Thomas Szapucki** placed on Columbia's disabled list ... RHP **Gary Cornish** activated from Columbia's disabled list

July 13: C **Ali Sanchez** placed on Columbia's disabled list...OF **Gene Cone** activated from Columbia's disabled list

July 17: RHP **Thomas McIlraith** and OF **Gene Cone** placed on Columbia's disabled list...RHP **Chase Ingram** activated from St. Lucie's disabled list and transferred to Columbia...LHP **Placido Torres** transferred to Columbia from Gulf Coast League Mets

July 21: LHP **Placido Torres** placed on Columbia's disabled list...RHP **Justin Brantley** transferred from Advanced-A St. Lucie to Columbia

July 22: OF **Desmond Lindsay** placed on Columbia's disabled list...C **Ali Sanchez** was activated from Columbia's disabled list...RHP **Gary Cornish** was placed on Columbia's disabled list...INF **J.J. Franco** was signed to Columbia's roster

July 25: C **Ali Sanchez** placed on Columbia's disabled list

July 27: RHP **Adonis Uceta** transferred from Columbia to Advanced-A St. Lucie ... RHP **Keaton Aldridge** transferred to Columbia from short season-A Brooklyn ... C **Natanael Ramos** activated from Columbia's disabled list

July 28: 1B **Dash Winningham** placed on Columbia's disabled list...LHP **Blake Taylor** placed on Columbia's disabled list

July 29: LHP **Martin Anderson** transferred to Columbia from short-season A Brooklyn

August 5: RHP **Darwin Ramos** transferred to Columbia from short-season A Brooklyn

August 8: C **Natanael Ramos** placed on Columbia's disabled list ... INF **Reed Gamache** transferred to Columbia from short-season A Brooklyn

August 10: RHP **Harol Gonzalez** and INF **Vinny Siena** placed on Columbia's disabled list ... RHP **Ryder Ryan** acquired by the Mets and assigned to Columbia ... RHP **Colin Holderman** activated from Columbia's disabled list

August 12: RHP **Chase Ingram** and RHP **Gabriel Llanes** placed on Columbia's disabled list...INF **Dash Winningham** and OF **Gene Cone** activated from Columbia's disabled list

August 13: RHP **Adam Atkins** placed on Columbia's disabled list ... C **Natanael Ramos** activated from Columbia's disabled list

August 17: INF **Colby Woodmansee** and OF **Jacob Zanon** transferred from Columbia to Advanced-A St. Lucie...RHP **Gabriel Llanes** activated from Columbia's disabled list...LHP **Jose Carlos Medina** transferred to Columbia from Short Season Brooklyn...RHP **Harol Gonzalez** activated from Columbia's disabled list and transferred to Advanced-A St. Lucie.

August 22: RHP **Colin Holderman** placed on Columbia's disabled list...LHP **Aaron Ford** transferred to Columbia from advanced-rookie Kingsport

August 26: OF **Ian Strom** transferred from Columbia to Advanced-A St. Lucie ... OF **Quinn Brodey** transferred to Columbia from short-season A Brooklyn

August 30: INF **Andres Gimenez** placed on Columbia's disabled list...INF **Oliver Pascual** transferred to Columbia from Advanced-Rookie Kingsport



2017 ATTENDANCE INFORMATION

| | | | | | | |
|------------------|-------|----------------------|-------|----------------------|--------------|--|
| April 6 vs. AUG | 8,412 | May 21 vs. WV | 6,222 | July 13 vs. GBO | 3,499 | Regular Season 315,034 (<i>Franchise Record</i>) |
| April 7 vs. AUG | 5,466 | May 22 vs. CHS | PPD | July 14 vs. GBO | 3,392 | |
| April 8 vs. AUG | 6,191 | May 23 vs. CHS | PPD | July 15 vs. KAN | 4,500 | Monthly Averages |
| April 9 vs. AUG | 5,936 | May 24 vs. CHS (DH) | 4,699 | July 16 vs. KAN | 2,739 | |
| April 10 vs. HIC | 3,619 | | | July 17 vs. KAN | 2,514 | April 14 dates 5,209 |
| April 11 vs. HIC | 5,388 | May 29 vs. AUG | 5,365 | | | May 14 dates 5,313 |
| April 12 vs. HIC | 5,500 | May 30 vs. AUG | 4,435 | July 27 vs. AUG | 3,793 | June 11 dates 5,428 |
| | | May 31 vs. AUG | 3,947 | July 28 vs. AUG | 3,704 | July 13 dates 3,952 |
| April 20 vs. LEX | 4,398 | June 6 vs. LEX | 3,619 | July 29 vs. AUG | 4,888 | August 14 dates 4,044 |
| April 21 vs. LEX | 5,896 | June 7 vs. LEX | 3,480 | July 30 vs. AUG | 4,269 | |
| April 22 vs. LEX | 7,536 | June 8 vs. LEX | 5,365 | | | |
| April 23 vs. LEX | 4,411 | June 9 vs. CHS | 6,035 | Aug. 7 vs. CHS | 3,276 | Facts |
| April 24 vs. ASH | 3,177 | June 10 vs. CHS (DH) | 7,861 | Aug. 8 vs. CHS | 3,077 | • MiLB Rank: 49/160 |
| April 25 vs. ASH | 3,855 | June 11 vs. CHS | 5,248 | Aug. 9 vs. CHS | 2,508 | • Low-A Rank: 9/30 |
| April 26 vs. ASH | 3,141 | June 12 vs. CHS | 3,440 | Aug. 10 vs. HIC | 3,328 | • Crowds of 7,000+: 8 |
| | | | | Aug. 11 vs. HIC | 3,551 | • Crowds of 6,000+: 15 |
| May 2 vs. DEL | 3,620 | June 22 vs. KAN | 4,672 | Aug. 12 vs. HIC | 4,677 | • Crowds of 5,000+: 23 |
| May 3 vs. DEL | 3,884 | June 23 vs. KAN | 6,612 | Aug. 13 vs. HIC | 3,344 | • 7 sellouts (<i>Franchise Record</i>) |
| May 4 vs. DEL | PPD | June 24 vs. KAN | 5,079 | | | |
| May 5 vs. LWD | 6,253 | June 25 vs. KAN | 8,304 | Aug. 18 vs. ROM | 3,684 | |
| May 6 vs. LWD | 6,621 | | | Aug. 19 vs. ROM (DH) | 4,716 | |
| May 7 vs. LWD | 7,530 | June 30 vs. ROM | PPD | Aug. 20 vs. ROM | 3,805 | |
| May 8 vs. LWD | 3,440 | July 1 vs. ROM | 4,265 | Aug. 21 vs. ROM | 9,629 | |
| | | July 2 vs. ROM | 3,002 | | | |
| May 18 vs. WV | 4,798 | July 3 vs. ROM | 7,559 | Aug. 29 vs. ASH | 3,809 | |
| May 19 vs. WV | 6,569 | | | Aug. 30 vs. ASH | 3,787 | |
| May 20 vs. WV | 7,007 | July 12 vs. GBO | 3,261 | Aug. 31 vs. ASH | 3,427 | |

TOP 10 CROWDS IN SPIRIT COMMUNICATIONS PARK HISTORY

| Date | Attendance | Opponent | Occasion |
|--------------------|--------------|------------|--|
| 1. August 21, 2017 | 9,629 | Rome | Total Eclipse of the Park |
| 2. July 4, 2016 | 9,228 | Charleston | First 4th of July Celebration |
| 3. April 14, 2016 | 9,077 | Greenville | First Home Game |
| 4. April 6, 2017 | 8,412 | Augusta | 2017 Home Opener, Tim Tebow Debut & HR |
| 5. June 25, 2017 | 8,304 | Kannapolis | Tim Tebow's Final Game in Columbia |
| 6. June 10, 2017 | 7,861 | Charleston | Celebrate South Carolina Night |
| 7. July 3, 2017 | 7,559 | Rome | Independence Day Celebration |
| 8. April 22, 2017 | 7,536 | Lexington | Pirates at the Parrrk |
| 9. May 7, 2017 | 7,530 | Lakewood | Splash Sunday |
| 10. July 30, 2016 | 7,012 | Asheville | Christmas in July Theme Night |



TEAM HISTORY AND RECORDS





ALL-TIME TEAM RECORDS

GENERAL

| | | |
|--------------------------------------|------|---|
| Most Wins, Season | 68 | 2017; 68-70 regular season |
| Half-Season | 40 | 2017 - 1st Half |
| Consecutive | 9 | June 4-12, 2017 |
| Consecutive at Home | 8 | June 6-12, 2017; August 13-23, 2016 |
| Consecutive on the Road | 6 | April 12-23, 2016 |
| Consecutive at Start of Season | 5 | 2017 |
| Walk-Off | 6 | 2017 |
| Most Losses, Season | 73 | 2017 |
| Half-Season | 42 | 2017 - Second Half |
| Consecutive | 8 | July 7-15, 2016 |
| Consecutive at Home | 6 | August 10-19, 2017; April 30-May 14, 2016 |
| Consecutive on Road | 7 | July 2-20, 2016 |
| Consecutive at Start of Season | 2 | 2016 |
| Most Games Played, Season | 140 | 2016 |
| Fewest Games Played, Season | 138 | 2016 |
| Most Players Used, Season | 54 | 2017 |
| Fewest Players Used, Season | 44 | 2016 |
| Longest Game Played, Innings | 16 | August 20, 2017 vs. Rome |
| Longest Game Played, Time | 5:08 | August 20, 2017 vs. Rome |

PITCHING

| | | |
|--|--------|---|
| Lowest ERA | 3.45 | 2017 |
| Highest ERA | 3.61 | 2016 |
| Most Saves | 34 | 2016 |
| Fewest Saves | 32 | 2017 |
| Most Shutouts | 17 | 2017 |
| Fewest Shutouts | 8 | 2016 |
| Most Complete Games | 8 | 2017 |
| Fewest Complete Games | 5 | 2016 |
| Most Hits Allowed, Game | 20 | June 24, 2016 vs. Augusta |
| Fewest Hits Allowed, Game | 0 | April 9, 2016 @ Charleston |
| Most Hits Allowed, Season | 1181 | 2016 |
| Fewest Hits Allowed, Season | 1120 | 2017 |
| Most Runs Allowed, Game | 19 | June 24, 2016 vs. Augusta |
| Most Runs Allowed, Season | 576 | 2016 |
| Fewest Runs Allowed, Season | 575 | 2017 |
| Most Walks Allowed, Game | 9 (2x) | April 7, 2016 @ CHS, April 15, 2016 vs. GVL |
| Most Walks Allowed, Season | 410 | 2017 |
| Fewest Walks Allowed, Season | 391 | 2016 |
| Most Strikeouts, Game (9 innings) | 17 | June 22, 2017 vs. Kannapolis |
| Most Strikeouts, Game (All Games) | 17(2x) | June 22, 2017 vs. Kannapolis |
| | | September 3, 2016 vs. Charleston (14 innings) |
| Most Strikeouts, Season | 1136 | 2016 |
| Fewest Strikeouts, Season | 1061 | 2017 |
| Most Home Runs Allowed, Season | 98 | 2016 |
| Fewest Home Runs Allowed, Season | 62 | 2017 |
| Most Wild Pitches Thrown, Season | 99 | 2017 |
| Fewest Wild Pitches Thrown, Season | 94 | 2016 |
| Most Balks Committed, Season | 6 | 2016 |
| Fewest Balks Committed, Season | 5 | 2017 |



ALL-TIME TEAM RECORDS

BATTING

| | | |
|---|-------|--|
| Highest Batting Average | .241 | 2016 |
| Lowest Batting Average | .234 | 2017 |
| Largest Winning Margin | 14 | 16-2, July 19, 2017 @ Lexington |
| Largest Losing Margin | 13 | 15-2, August 11, 2017 vs. Hickory |
| Most At-Bats, Season | 4,565 | 2016 |
| Fewest At-Bats, Season | 4,504 | 2017 |
| Most Runs Scored, Inning | 8 | 8th inning, April 18, 2016 vs. Charleston |
| Most Runs Scored, Game | 16 | 16-2, July 19, 2017 @ Lexington |
| Most Combined Runs Scored, Game | 26 | June 24, 2016 vs. Augusta—L, 19-7 |
| Most Runs Scored, Season | 604 | 2016 |
| Fewest Runs Scored, Season | 541 | 2017 |
| Most Games Shut Out, Season | 13 | 2017 |
| Fewest Games Shut Out, Season | 10 | 2016 |
| Most Hits, Inning | 7 | 6th inning, August 28, 2016 @ Kannapolis |
| Most Hits, Game | 20 | April 21, 2016 @ Greenville |
| Fewest Hits, Game | 0 | May 6, 2017 vs. Lakewood |
| Most Hits, Season | 1,101 | 2016 |
| Fewest Hits, Season | 1,055 | 2017 |
| Most Doubles, Game | 6 | June 2, 2017 @ Hagerstown, April 21, 2016 @ Greenville |
| Most Doubles, Season | 234 | 2016 |
| Fewest Doubles, Season | 189 | 2017 |
| Most Triples, Season | 40 | 2016 |
| Fewest Triples, Season | 32 | 2017 |
| Most Home Runs, Game | 4 | May 24, 2016 vs. Augusta |
| Most Home Runs, Season | 72 | 2016 |
| Fewest Home Runs, Season | 67 | 2017 |
| Consecutive Games with a Home Run | 5 | April 26-30, 2017 |
| Grand Slams, Season | 3 | 2017 |
| Most Extra-Base Hits, Season | 346 | 2016 |
| Most Extra-Base Hits, Game | 8 | June 2, 2017 @ Hagerstown |
| Most Runs Batted In (RBI), Season | 533 | 2016 |
| Most Total Bases, Season | 1,631 | 2016 |
| Most Walks, Game | 12 | May 15, 2016 vs. Asheville |
| Most Walks, Season | 487 | 2016 |
| Fewest Walks, Season | 466 | 2017 |
| Most Strikeouts, Game | 16 | August 1, 2017 @ Charleston |
| Most Strikeouts, Season | 1,180 | 2016 |
| Fewest Strikeouts, Season | 1,170 | 2017 |
| Most Stolen Bases, Game | 6 | July 9, 2017 @ Charleston |
| Most Stolen Bases, Season | 127 | 2017 |
| Fewest Stolen Bases, Season | .87 | 2016 |

FIELDING

| | | |
|-------------------------------------|-----|---|
| Most Errors, Game | 5 | July 7, 2017 @ Charleston, May 24, 2016 vs. Augusta |
| Most Errors, Season | 152 | 2017 |
| Fewest Errors, Season | 141 | 2016 |
| Most Double Plays, Game | 4 | June 11, 2017 vs. Charleston, June 4, 2016 vs. Hagerstown |
| Most Double Plays, Season** | 120 | 2016 |
| Fewest Double Plays, Season** | 95 | 2017 |



ALL-TIME INDIVIDUAL RECORDS

BATTING

| | | |
|---|--------|--|
| Highest Batting Average | .305 | Patrick Mazeika (2016) |
| Most At-Bats, Game | 8 | J.J. Franco (August 20, 2017 v. Rome) |
| Most At-Bats, Season | 474 | Luis Carpio (2017) |
| Most Hits, Game | 5 (2x) | Last: Dan Rizzie (July 19, 2017 @ Lexington) |
| Most Hits, Season | 111 | J.C. Rodriguez (2016) |
| Most Doubles, Game | 2 | Last: Jay Jabs (August 24, 2017 @ Greenville) |
| Most Doubles, Season | 31 | Dash Winningham (2016) |
| Most Triples, Game | 1 | Last: Quinn Brodey (August 27, 2017 @ Hickory) |
| Most Triples, Season | 7 | Kevin Kaczmariski (2016) |
| Most Home Runs, Game | 2 (3x) | Last: Michael Paez (June 15, 2017 @ Greenville) |
| Most Home Runs, Season | 13 | Dash Winningham and Brandon Brosher (2017) |
| Most Extra-Base Hits, Game | 3 (2x) | Last: Dash Winningham (May 29, 2017 v. Augusta) |
| Most Extra-Base Hits, Season | 45 | Dash Winningham (2016) |
| Most Runs Scored, Game | 4 | Jacob Zanon (July 19, 2017 @ Lexington) |
| Most Runs Scored, Season | 66 | J.C. Rodriguez (2016) |
| Most Runs Batted In, Game | 6 | Dash Winningham (May 29, 2017 v. Augusta) |
| Most Runs Batted In, Season | 70 | Dash Winningham (2017) |
| Highest Slugging Percentage, Season | .509 | Michael Paez (2017) |
| Longest Consecutive Game Hitting Streak | 11 | David Thompson (April 7-17, 2016) |
| Consecutive Times Reaching Base | 5 | Vinny Siena, Enmanuel Zabala ('16), Dan Rizzie ('17) |
| Consecutive Games Reaching Base | 17 | Last: Jay Jabs (June 10-July 2, 2017) |
| Most Walks, Game | 4 | Gene Cone (April 6, 2017 v. Augusta) |
| Most Walks, Season | 53 | Luis Carpio (2017) |
| Most Strikeouts, Game | 4 | Last: Quinn Brodey (August 29, 2017 vs. Asheville) |
| Most Strikeouts, Season | 108 | Dash Winningham (2016) |
| Most Stolen Bases, Game | 3 (4x) | Last: Andres Gimenez (August 17, 2017 @ Augusta) |
| Most Stolen Bases, Season | 28 | Jacob Zanon (2017) |
| Most Times Caught Stealing, Season | 8 | Vicente Lupo (2016) and Andres Gimenez (2017) |

PITCHING

| | | |
|--|---------|--|
| Most Games Appeared In, Season | 41 | Joe Zanghi (2017) |
| Most Starts, Season | 25 | Chase Ingram (2016) and Kevin Canelon (2016) |
| Most Wins, Season | 11 | Jordan Humphreys (2017) |
| Most Losses, Season | 11 | Gabriel Llanes (2017) and Kevin Canelon (2016) |
| Most Saves, Season | 14 | Alex Palsha (2016) |
| Most Complete Games | 3 | Harol Gonzalez (2017) |
| Most Complete Game Shutouts, Season | 1 | Andrew Church (2016) |
| Most Innings Pitched, Season | 143.1 | Kevin Canelon (2016) |
| Most Earned Runs Allowed, Game | 11 (2x) | Last: Blake Taylor (July 8, 2017 @ Charleston) |
| Most Earned Runs Allowed, Season | 71 | Gabriel Llanes (2017) |
| Most Consecutive Scoreless Innings | 28.2 | Merandy Gonzalez (April 9-May 3, 2017) |
| Most Consecutive IP Without Allowing an Earned Run | 29.1 | Adonis Uceta (May 11-July 22, 2017) |
| Most Hits Allowed, Game | 12 (3x) | Last: Blake Taylor (July 8, 2017 @ Charleston) |
| Most Hits Allowed, Season | 166 | Gabriel Llanes (2017) |
| Most Walks Allowed, Game | 6 | Chase Ingram (July 26, 2016 @ Lexington) |
| Most Walks Allowed, Season | 57 | Chase Ingram (2016) |
| Most Strikeouts, Game | 12 | Jordan Humphreys (April 24, 2017 v. Asheville) |
| Most Strikeouts, Season | 134 | Joe Shaw (2016) |
| Most Home Runs Allowed, Season | 15 | Kevin Canelon (2016) |
| Most Wild Pitches Thrown, Season | 17 | Chase Ingram (2016) |
| Most Balks Committed, Season | 2 | Joe Shaw and Gabby Almonte (2016) |
| Lowest ERA (SP) | 1.42 | Jordan Humphreys (2017) |
| Lowest ERA (RP) | 0.86 | Adam Atkins (2017) |

FIELDING

| | | |
|---|----|---------------------|
| Most Errors, Season | 28 | Milton Ramos (2016) |
| Most Passed Balls, Season (Catcher) | 15 | Tyler Moore (2016) |



ALL-TIME SINGLE SEASON TOP THREE - HITTING

| Games | # | Year |
|-----------------|----------|-------------|
| Luis Carpio | 125 | 2017 |
| Dash Winningham | 125 | 2016 |
| J.C. Rodriguez | 124 | 2016 |

| Runs Batted In | # | Year |
|-----------------------|----------|-------------|
| Dash Winningham | 70 | 2017 |
| Dash Winningham | 69 | 2016 |
| David Thompson | 58 | 2016 |

| At-Bats | # | Year |
|-----------------|----------|-------------|
| Luis Carpio | 474 | 2017 |
| J.C. Rodriguez | 469 | 2016 |
| Dash Winningham | 465 | 2016 |

| Average | AVG | Year |
|-----------------|------------|-------------|
| Patrick Mazeika | .305 | 2016 |
| David Thompson | .294 | 2016 |
| Ian Strom | .294 | 2017 |

| Runs Scored | # | Year |
|--------------------|----------|-------------|
| J.C. Rodriguez | 66 | 2016 |
| Luis Carpio | 53 | 2017 |
| Vinny Siena | 53 | 2016 |

| Walks | # | Year |
|--------------|----------|-------------|
| Luis Carpio | 53 | 2017 |
| Vinny Siena | 51 | 2016 |
| Gene Cone | 48 | 2017 |

| Hits | # | Year |
|-----------------|----------|-------------|
| J.C. Rodriguez | 111 | 2016 |
| Luis Carpio | 110 | 2017 |
| Dash Winningham | 109 | 2016 |

| Strikeouts | # | Year |
|-------------------|----------|-------------|
| Dash Winningham | 108 | 2016 |
| Vicente Lupo | 106 | 2016 |
| Dash Winningham | 104 | 2017 |

| Doubles | # | Year |
|-----------------|----------|-------------|
| Dash Winningham | 31 | 2016 |
| David Thompson | 22 | 2016 |
| Michael Paez | 21 | 2017 |

| Stolen Bases | # | Year |
|---------------------|----------|-------------|
| Jacob Zanon | 28 | 2017 |
| J.C. Rodriguez | 18 | 2016 |
| Luis Carpio | 17 | 2017 |

| Triples | # | Year |
|-------------------|----------|-------------|
| Kevin Kaczmariski | 7 | 2016 |
| J.C. Rodriguez | 4 | 2016 |
| Vinny Siena | 4 | 2016 |
| Dale Burdick | 4 | 2016 |
| Andres Gimenez | 4 | 2017 |
| Ian Strom | 4 | 2017 |

| Sacrifice Hits (Bunts) | # | Year |
|-------------------------------|----------|-------------|
| Andres Gimenez | 6 | 2017 |
| J.C. Rodriguez | 6 | 2016 |
| Kevin Kaczmariski | 4 | 2016 |

| Home Runs | # | Year |
|------------------|----------|-------------|
| Dash Winningham | 13 | 2017 |
| Brandon Brosher | 13 | 2017 |
| Dash Winningham | 12 | 2016 |

| Sacrifice Flies | # | Year |
|------------------------|----------|-------------|
| David Thompson | 7 | 2016 |
| Luis Carpio | 6 | 2017 |

| Total Bases | # | Year |
|--------------------|----------|-------------|
| Dash Winningham | 180 | 2016 |
| J.C. Rodriguez | 164 | 2016 |
| Dash Winningham | 157 | 2017 |

| Hit by Pitch | # | Year |
|---------------------|----------|-------------|
| Andres Gimenez | 16 | 2017 |
| Brandon Brosher | 12 | 2017 |
| Patrick Mazeika | 10 | 2016 |



ALL-TIME SINGLE SEASON TOP FIVES - PITCHING

| Games | # | Year |
|------------------|----------|-------------|
| Joe Zanghi | 41 | 2017 |
| Johnny Magliozzi | 40 | 2016 |
| Matt Blackham | 40 | 2017 |
| Taylor Henry | 39 | 2017 |

| Starts | # | Year |
|----------------|----------|-------------|
| Chase Ingram | 25 | 2016 |
| Kevin Canelon | 25 | 2016 |
| Gabriel Llanes | 24 | 2017 |
| Joe Shaw | 23 | 2016 |

| Wins | # | Year |
|------------------|----------|-------------|
| Jordan Humphreys | 10 | 2017 |
| Harol Gonzalez | 9 | 2017 |
| Merandy Gonzalez | 8 | 2017 |
| Chase Ingram | 8 | 2016 |
| Joe Shaw | 8 | 2016 |
| P.J. Conlon | 8 | 2016 |

| Losses | # | Year |
|----------------|----------|-------------|
| Gabriel Llanes | 11 | 2017 |
| Kevin Canelon | 11 | 2016 |
| Chase Ingram | 9 | 2016 |
| Joe Shaw | 9 | 2016 |
| Blake Taylor | 9 | 2017 |

| Saves | # | Year |
|---------------|----------|-------------|
| Alex Palsha | 14 | 2016 |
| Adonis Uceta | 11 | 2017 |
| Matt Blackham | 8 | 2017 |
| Jimmy Duff | 7 | 2016 |

| Balks | # | Year |
|---------------|----------|-------------|
| Joe Shaw | 2 | 2016 |
| Gabby Almonte | 2 | 2016 |

| Earned Run Average (SP) | ERA | Year |
|--------------------------------|------------|-------------|
| Jordan Humphreys | 1.42 | 2017 |
| Merandy Gonzalez | 1.55 | 2017 |
| P.J. Conlon | 1.84 | 2016 |
| Andrew Church | 2.22 | 2016 |

| Earned Run Average (RP) | ERA | Year |
|--------------------------------|------------|-------------|
| Adam Atkins | 0.86 | 2017 |
| Adonis Uceta | 1.26 | 2017 |
| Matt Blackham | 1.43 | 2017 |
| Max Kuhns | 2.10 | 2017 |

| Innings Pitched | # | Year |
|------------------------|----------|-------------|
| Kevin Canelon | 143.1 | 2016 |
| Gabriel Llanes | 142.2 | 2017 |
| Joe Shaw | 135.1 | 2016 |

| Walks | # | Year |
|----------------|----------|-------------|
| Chase Ingram | 57 | 2016 |
| Blake Taylor | 49 | 2017 |
| Gabriel Llanes | 38 | 2017 |

| Strikeouts (SP) | # | Year |
|------------------------|----------|-------------|
| Joe Shaw | 134 | 2016 |
| Chase Ingram | 132 | 2016 |
| Kevin Canelon | 119 | 2016 |
| Harol Gonzalez | 91 | 2017 |

| Strikeouts (RP) | # | Year |
|------------------------|----------|-------------|
| Matt Blackham | 82 | 2017 |
| Craig Missigman | 78 | 2016 |
| Tyler Bashlor | 68 | 2016 |
| Seth Davis | 64 | 2016 |
| Joe Zanghi | 64 | 2017 |

| Home Runs Allowed | # | Year |
|--------------------------|----------|-------------|
| Kevin Canelon | 15 | 2016 |
| Harol Gonzalez | 11 | 2017 |
| Joe Shaw | 11 | 2016 |
| Gabby Almonte | 10 | 2016 |

| Wild Pitches | # | Year |
|---------------------|----------|-------------|
| Chase Ingram | 17 | 2016 |
| Blake Taylor | 14 | 2017 |
| Tyler Bashlor | 11 | 2016 |

| Hit Batters | # | Year |
|--------------------|----------|-------------|
| Gabriel Llanes | 14 | 2017 |
| Seth Davis | 10 | 2016 |
| Marty Anderson | 10 | 2017 |



MISCELLANEOUS STATISTICS

BATTING

| <u>Six-Hit Game (0)</u> | <u>Player</u> | <u>Date</u> | <u>Opponent</u> | <u>Totals</u> |
|---------------------------|-----------------|-----------------|-----------------|---------------|
| <u>Five-Hit Games (2)</u> | <u>Player</u> | <u>Date</u> | <u>Opponent</u> | <u>Totals</u> |
| | Dan Rizzie | July 19, 2017 | @ Lexington | 5-for-6 |
| | Enmanuel Zabala | August 22, 2016 | Augusta | 5-for-5 |
| <u>Grand Slams (5)</u> | <u>Player</u> | <u>Opponent</u> | <u>Date</u> | |
| | Desmond Lindsay | @ Charleston | July 10, 2017 | |
| | Reed Gamache | @ Rome | April 18, 2017 | |
| | Vicente Lupo | @ Asheville | August 16, 2016 | |
| | Patrick Mazeika | @ Hickory | June 29, 2016 | |
| | Jeff Diehl | @ Greenville | May 7, 2016 | |
| <u>Cycle (0)</u> | <u>Player</u> | <u>Date</u> | <u>Opponent</u> | |
| <u>2-HR Game (3)</u> | <u>Player</u> | <u>Date</u> | <u>Opponent</u> | |
| | Michael Paez | June 15, 2017 | @ Greenville | |
| | Dash Winningham | June 8, 2017 | Lexington | |
| | Dash Winningham | May 29, 2017 | Augusta | |
| <u>3-HR Game (0)</u> | <u>Player</u> | <u>Date</u> | <u>Opponent</u> | |

PITCHING

| Low-Hit Complete Games (One Pitcher) | | | | |
|--------------------------------------|---------------|-----------------|--------------------|---|
| | <u>Date</u> | <u>Opponent</u> | <u>Score (W/L)</u> | <u>Pitcher</u> |
| No-Hitter | | | | |
| One-Hitters | July 16, 2016 | Rome | W 4-0 | Andrew Church |
| Two-Hitters | | | | |
| Low-Hit Complete Games (Team) | | | | |
| | <u>Date</u> | <u>Opponent</u> | <u>Score (W/L)</u> | <u>Pitcher</u> |
| No-Hitter | April 9, 2016 | @ Charleston | W 9-0 | Thomas McIlraith Alex Palsha Johnny Magliozzi |
| One-Hitters | July 16, 2016 | Rome | W 4-0 | Andrew Church |
| Two-Hitters | | | | |



YEARLY FINISHES

2016 - SOUTHERN DIVISION (7 TEAMS) (METS AFFILIATE)

| | | | | |
|----------------|-----------|-----------|-------------|------------------|
| First Half | 36 | 34 | -6.5 | T-3rd Place |
| Second Half | 31 | 39 | -12.0 | 6th Place |
| Overall | 67 | 73 | -9.5 | 5th Place |

Manager: Jose Leger

Pitching Coach: Jonathan Hurst

Hitting Coach: Joel Fuentes

Athletic Trainer: Kiyoshi Tada

Strength Coach: Alex Taveras

Attendance: 261,134

SAL All-Stars (4): LHP P.J. Conlon, RHP Alex Palsha, INF Vinny Siena, INF David Thompson

2017 - SOUTHERN DIVISION (7 TEAMS) (METS AFFILIATE)

| | | | | |
|----------------|-----------|-----------|--------------|------------------|
| First Half | 40 | 28 | -0.5 | 2nd Place |
| Second Half | 28 | 42 | -14.5 | 7th Place |
| Overall | 68 | 70 | -10.5 | 5th Place |

Manager: Jose Leger

Pitching Coach: Jonathan Hurst

Hitting Coach: Joel Fuentes

Athletic Trainer: Kiyoshi Tada

Strength Coach: Tanner Miracle

Mental Skills Coach: Josh Kozuch

Attendance: 315,034


SAL All-Stars (6): RHP Merandy Gonzalez, RHP Jordan Humphreys, RHP Max Kuhns, INF Michael Paez, RHP Adonis Uceta, INF Dash Winningham



ALL-TIME ROSTER

| | | | |
|----------------------|------------|------------------------------|------------|
| Keaton Aldridge | 2017 | Luis Silva | 2016 |
| Gaby Almonte | 2016 | Jake Simon | 2017 |
| Marty Anderson | 2017 | Ian Strom | 2017 |
| Adam Atkins | 2017 | Thomas Szapucki | 2017 |
| Tyler Badamo | 2016 | Blake Taylor | 2017 |
| Will Barring | 2016 | Tim Tebow | 2017 |
| Tyler Bashlor | 2016 | Tucker Tharp | 2016 |
| Bryce Beeler | 2016 | David Thompson | 2016 |
| Arnoldo Berrios | 2017 | Blake Tiberi | 2017 |
| Matt Blackham | 2017 | Joe Tuschak | 2016 |
| Nico Blank | 2016 | Adonis Uceta | 2017 |
| Justin Brantley | 2017 | Ivan Wilson | 2016 |
| Quinn Brodey | 2017 | Dash Winningham | 2016, 2017 |
| Brandon Brosner | 2016, 2017 | Colby Woodmansee | 2017 |
| Dale Burdick | 2016 | Enmanuel Zabala | 2016 |
| Kevin Canelon | 2016 | Joe Zanghi | 2017 |
| Luis Carpio | 2017 | Jacob Zanon | 2017 |
| Ricardo Cespedes | 2017 | | |
| Andrew Church | 2016 | MANAGERS | |
| Gene Cone | 2017 | Jose Leger | 2016-2017 |
| P.J. Conlon | 2016 | | |
| Gary Cornish | 2017 | COACHES | |
| Nabil Crismatt | 2016 | Joel Fuentas | 2016-2017 |
| Seth Davis | 2016 | Jonathan Hurst | 2016-2017 |
| Luis De Los Santos | 2016 | | |
| Jeff Diehl | 2016 | ATHLETIC TRAINERS | |
| Anthony Dimino | 2017 | Kiyoshi Tada | 2016-2017 |
| Jimmy Duff | 2016 | | |
| Gabriel Feliz | 2016 | STRENGTH COACHES | |
| Aaron Ford | 2017 | Alex Taveras | 2016 |
| J.J. Franco | 2017 | Tanner Miracle | 2017 |
| Reed Gamache | 2017 | | |
| Eudor Garcia | 2016 | MENTAL SKILLS COACHES | |
| Jose Garcia | 2016 | Josh Kozuch | 2017 |
| Andres Gimenez | 2017 | | |
| Harol Gonzalez | 2017 | | |
| Merandy Gonzalez | 2017 | | |
| Cameron Griffin | 2017 | | |
| Witt Haggard | 2016 | | |
| Taylor Henry | 2017 | | |
| Colin Holderman | 2017 | | |
| Joel Huertas | 2017 | | |
| Jordan Humphreys | 2017 | | |
| Chase Ingram | 2016, 2017 | | |
| Jay Jabbs | 2017 | | |
| Raul Jacobson | 2016 | | |
| Kevin Kaczmarek | 2016 | | |
| Max Kuhns | 2017 | | |
| Desmond Lindsay | 2017 | | |
| Gabriel Llanes | 2017 | | |
| Vicente Lupo | 2016 | | |
| Johnny Magliozzi | 2016 | | |
| Patrick Mazeika | 2016 | | |
| Austin McGeorge | 2017 | | |
| Thomas McIlraith | 2016, 2017 | | |
| Jose C. Medina | 2017 | | |
| Jose M. Medina | 2017 | | |
| Craig Missigman | 2016 | | |
| Christian Montgomery | 2016 | | |
| Tyler Moore | 2016 | | |
| Luis Ortega | 2016 | | |
| Michael Paez | 2017 | | |
| Alex Palsha | 2016 | | |
| Oliver Pascual | 2017 | | |
| Matt Pobereyko | 2017 | | |
| Darwin Ramos | 2017 | | |
| Milton Ramos | 2016, 2017 | | |
| Natanael Ramos | 2016, 2017 | | |
| Dan Rizzie | 2017 | | |
| J.C. Rodriguez | 2016 | | |
| Ryder Ryan | 2017 | | |
| Ali Sanchez | 2017 | | |
| Joe Shaw | 2016 | | |
| Vinny Siena | 2016, 2017 | | |

NEW YORK METS AND AFFILIATES





PARENT CLUB - NEW YORK METS



Citi Field
Roosevelt Avenue
Flushing, NY 11368



Telephone: (718) 507-8499 Fax: (718) 507-7735 Website: www.mets.com

OFFICE OF THE CHAIRMAN

| | |
|---|----------------|
| Chairman of the Board & Chief Executive Officer | Fred Wilpon |
| President..... | Saul B. Katz |
| Chief Operating Officer..... | Jeff Wilpon |
| General Manager | Sandy Alderson |
| Executive Vice President & Chief Legal Officer..... | David P. Cohen |
| Executive Vice President, Chief Revenue Officer..... | Lou DePaoli |
| Chief Financial Officer..... | Mark Peskin |

BASEBALL OPERATIONS

| | |
|---|----------------|
| Vice President, Assistant General Manager..... | John Ricco |
| Special Assistant to the General Manager..... | J.P. Ricciardi |
| Special Assistant to the General Manager..... | Terry Collins |
| Senior Director, Professional Scouting..... | Jim D'Aloia |
| Vice President, International/Amateur Scouting..... | Thomas Tanous |
| Director, Minor League Operations..... | Ronny Reyes |
| Director, Player Development..... | Ian Levin |

SCOUTING & PLAYER DEVELOPMENT

| | |
|--|---------------------|
| Minor League Field Coordinator..... | Kevin Morgan |
| International Field Coordinator..... | Rafael Landestoy |
| Hitting Coordinator..... | Lamar Johnson |
| Hitting Performance Coordinator..... | Ryan Ellis |
| Pitching Coordinator..... | Ron Romanick |
| Assistant Pitching Coordinator..... | Phil Regan |
| Infield Coordinator..... | Tim Teufel |
| Catching Coordinator..... | Bob Natal |
| Outfield Coordinator..... | Benny Distefano |
| Rehabilitation Pitching Coordinator..... | Jon Debus |
| Medical Coordinator..... | Matt Hunter |
| Rehabilitation & Physical Therapy Coordinator..... | David Pearson |
| Strength and Conditioning Coordinator..... | Jon Cioffi |
| Senior Advisor..... | Guy Conti |
| Special Catching Instructor..... | Ozzie Virgil Sr. |
| Special Instructor..... | Bobby Floyd |
| Mental Skills Coordinator..... | Dr. Derick Anderson |
| Short Season Mental Skills Coordinator..... | Ruben Aybar |
| Director, Latin American Operations..... | Juan Henderson |
| Equipment/Operations Manager..... | John Mullin |

NEW YORK METS MINOR-LEAGUE AFFILIATES



LAS VEGAS 51s - AAA

Pacific Coast League

Address: Cashman Field
850 Las Vegas Blvd. North
Las Vegas, NV 89101

Phone: 702-943-7200
Fax: 702-943-7214
Website: LV51.com
Affiliated Since: 2013
President: Don Logan
Media Contact: Jim Gemma

Field Staff

Manager: Tony DeFrancesco
Pitching Coach: Glenn Abbott
Hitting Coach: Joel Chimelis
Trainer: Grant Hufford



BINGHAMTON RUMBLE PONIES - AA

Eastern League

Address: NYSEG Stadium
211 Henry St
Binghamton, NY
13901

Phone: 607-722-3866
Fax: 607-723-7779
Website: bmets.com
Affiliated Since: 1992
President: John Bayne
Media Contact: Tim Heiman

Field Staff

Manager: Luis Rojas
Pitching Coach: Frank Viola
Hitting Coach: Val Pascucci
Trainer: Bob Grimes



ST. LUCIE METS - ADVANCED A

Florida State League

Address: First Data Field
525 NW Peacock Blvd.
Port St. Lucie, FL 34986

Phone: 772-871-2100
Fax: 772-878-9802
Website: stluciemets.com
Affiliated Since: 1988
President: Paul Taglieri
Media Contact: Alex Kushel

Field Staff

Manager: Chad Kreuter
Pitching Coach: Marc Valdes
Hitting Coach: Joel Fuentes
Trainer: Kiyoshi Tada



BROOKLYN CYCLONES - SHORT-SEASON A

New York-Penn League

Address: MCU Park
1904 Surf Avenue
Brooklyn, NY 11224

Phone: 718-449-8497
Fax: 718-449-8497
Website: brooklyncyclones.com
Affiliated Since: 2001
General Manager: Kevin Mahoney
Media Contact: Billy Harner

Field Staff

Manager: Edgardo Alfonzo
Pitching Coach: Royce Ring
Hitting Coach: Marlon Anderson
Trainer: Daichi Arima



KINGSPORT METS - ADVANCED ROOKIE

Appalachian League

Address: Hunter Wright Stadium
433 East Center Street
Kingsport, TN 37662

Phone: 423-224-2626
Fax: 423-224-2625
Website: kmets.com
Affiliated Since: 1980
General Manager: Brian Paupeck
Media Contact: Brian Paupeck

Field Staff

Manager: Sean Ratliff
Pitching Coach: Josue Matos
Hitting Coach: Delwyn Young
Strength Coach: John Pery



GCL METS - ROOKIE

Gulf Coast League

Address: First Data Field
525 NW Peacock Blvd.
Port St. Lucie, FL 34986

Phone: 772-871-2100
Fax: 772-871-2100

Field Staff

Manager: Jose Carreno
Pitching Coach: Ariel Prieto
Hitting Coach: Rafael Fernandez
Trainer: Anthony Olivieri





NEW YORK METS PLAYER DEVELOPMENT

MLB.com *MLB PIPELINE* 2018 TOP 30 METS PROSPECTS

- | | |
|-----------------------------|-----------------------------|
| 1. Andres Gimenez, SS | 16. Corey Oswalt, RHP |
| 2. David Peterson, LHP | 17. Jhoan Urena, INF/OF |
| 3. Justin Dunn, RHP | 18. Gavin Cecchini, INF |
| 4. Peter Alonso, 1B | 19. Wuilmer Becerra, OF |
| 5. Thomas Szapucki, LHP | 20. Luis Carpio, INF |
| 6. Mark Vientos, INF | 21. Gregory Guerrero, INF |
| 7. Desmond Lindsay, OF | 22. David Thompson, INF |
| 8. Marcus Molina, RHP | 23. Jamie Callahan, RHP |
| 9. Chris Flexen, RHP | 24. P.J. Conlon, LHP |
| 10. Luis Guillorme, SS | 25. Patrick Mazeika, C |
| 11. Thomas Nido, C | 26. Stephen Nogosek, RHP |
| 12. Ronny Mauricio, SS | 27. Ali Sanchez, C |
| 13. Jordan Humphreys, RHP | 28. Quinn Brodey, OF |
| 14. Anthony Kay, LHP | 29. Gerson Bautista, RHP |
| 15. Adrian Hernandez, OF | 30. Jacob Rhame, RHP |

Bold players are current Fireflies

2017 FIRST-YEAR PLAYER DRAFT—METS SELECTIONS (40 DRAFTED-30 SIGNED, 27 PITCHERS/13 POSITION PLAYERS SELECTED)

| RD | PLAYER | POS | B/T | HT | WT | SCHOOL | HOMETOWN |
|----|-------------------|-----|-----|------|-----|---|---------------------|
| 1 | David Peterson | LHP | L/L | 6-6 | 240 | University of Oregon | Denver, CO |
| 2 | Mark Vientos | INF | R/R | 6-4 | 190 | American Heritage HS (FL) | Pembroke Pines, FL |
| 3 | Quinn Brodey | OF | L/L | 6-1 | 195 | Stanford University | Los Angeles, CA |
| 4 | Tony Dibrell | RHP | R/R | 6-3 | 190 | Kennesaw State University | Johns Creek, GA |
| 5 | Matt Winaker | OF | L/L | 6-1 | 195 | Stanford University | Alamo, CA |
| 6 | Marcel Renteria | RHP | R/R | 5-10 | 175 | New Mexico State University | Rio Rico, AZ |
| 7 | Conner O'Neil | RHP | R/R | 6-2 | 190 | Cal State Northridge | Kennewick, WA |
| 8 | Trey Cobb | RHP | R/R | 6-1 | 190 | Oklahoma State University | Broken Arrow, OK |
| 9 | Cannon Chadwick | RHP | R/R | 6-0 | 190 | University of Arkansas | Paris, TX |
| 10 | Stephen Villines | RHP | R/R | 6-1 | 174 | University of Kansas | Lake Forest, CA |
| 11 | Jack Schneider | OF | R/R | 6-3 | 190 | Daviess County HS (KY) | Owensboro, KY |
| 12 | Bryce Hutchinson | RHP | R/R | 6-6 | 245 | Deland HS (FL) | Port Orange, FL |
| 13 | Nate Peden | RHP | R/R | 6-4 | 170 | University HS (FL) | DeBary, FL |
| 14 | Matt Duce | C | L/R | 5-11 | 190 | Dallas Baptist University | Sierra Vista, CA |
| 15 | Dylan Snypes | INF | L/R | 6-2 | 180 | Oral Roberts University | State Line, MS |
| 16 | Raphael Gladu | OF | L/R | 6-2 | 195 | Louisiana Tech University | Quebec, Canada |
| 17 | AJ Labas | RHP | R/R | 6-3 | 220 | Trinity Christian Academy HS (FL) | Jacksonville, FL |
| 18 | Carl Stajduhar | INF | R/R | 6-1 | 215 | University of New Mexico | Fort Collins, CO |
| 19 | CJ Van Eyk | RHP | R/R | 6-2 | 185 | Steinbrenner HS (FL) | Lutz, FL |
| 20 | Yadiel Flores | RHP | R/R | 6-2 | 165 | Puerto Rico Baseball Academy | Yabucoa, PR |
| 21 | Aaron Ford | LHP | L/L | 5-11 | 190 | Tennessee Wesleyan University | Houston, TX |
| 22 | Joshua Payne | RHP | R/R | 6-6 | 260 | West Texas A&M University | Mountain Green, UT |
| 23 | Jose Sierra | LHP | L/L | 6-3 | 190 | Monroe College (NY - NJCAA) | Manhattan, NY |
| 24 | Joe Cavallaro | RHP | R/R | 6-4 | 190 | University of South Florida | Venice, FL |
| 25 | Laine Huffman | INF | R/R | 5-11 | 175 | Long Beach State University | Anaheim, CA |
| 26 | Gavin Garay | INF | R/R | 6-2 | 205 | St. Petersburg College (FL - NJCAA) | LaGrangeville, NY |
| 27 | Billy Oxford | RHP | R/R | 6-1 | 220 | Azusa Pacific University (CA - DII) | Peoria, AZ |
| 28 | Jeremy Vasquez | INF | L/L | 6-1 | 205 | Nova Southeastern University (FL - DII) | Palm City, FL |
| 29 | Liam McCall | RHP | R/R | 6-4 | 180 | First Coast HS (FL) | Jacksonville, FL |
| 30 | Ian McWilliams | RHP | R/R | 6-3 | 170 | Beech HS (TN) | Hendersonville, TN |
| 31 | Ryan Selmer | RHP | R/R | 6-8 | 220 | University of Maryland | Beltsville, MD |
| 32 | Kaylor Chafin | LHP | R/L | 5-11 | 180 | Texas A&M University | Houston, TX |
| 33 | MacLeod Lozer | RHP | R/R | 6-0 | 190 | University of Michigan | Indianapolis, IN |
| 34 | Jake Eder | LHP | L/L | 6-4 | 210 | Calvary Christian Academy (FL) | Fort Lauderdale, FL |
| 35 | Kyle Wilson | RHP | R/R | 6-1 | 185 | Crowder College (MO - NJCAA) | Raymore, MO |
| 36 | Robby Kidwell | C | L/R | 6-3 | 200 | Brunswick Community College (NC) | Leonardtown, MD |
| 37 | Joshua Walker | LHP | L/L | 6-6 | 225 | University of New Haven CT - DII) | Middletown, NY |
| 38 | Daniel Alfonso | INF | R/R | 5-10 | 220 | Bayside HS (NY) | New York, NY |
| 39 | Noah Nunez | RHP | R/R | 6-4 | 210 | Santana HS (CA) | Santee, CA |
| 40 | Ronnie Taylor Jr. | RHP | R/R | 6-3 | 220 | Allen HS (TX) | Allen, TX |

Bold players signed or agreed to terms

SOUTH ATLANTIC LEAGUE INFORMATION





SOUTH ATLANTIC LEAGUE - SOUTHERN DIVISION

ASHEVILLE TOURISTS

COLORADO ROCKIES (1994)

Website: www.theashevilletourists.com
Phone: (828) 258-0428

President: Brian DeWine
Media Contact: Doug Maurer
Field Manager: Robinson Cancel
Pitching Coach: Ryan Kibler
Hitting Coach: Norberto Martin
Trainer: Casey Papas?



Stadium Name: McCormick Field (1924)
Capacity/Dimensions: 4,000 (LF-326; CF-373; RF-297)

vs. Asheville: (7) June 27-29; August 23-26
at Asheville: (8) April 12-15; August 2-5

AUGUSTA GREENJACKETS

SAN FRANCISCO GIANTS (2005)

Website: www.greenjacketsbaseball.com
Phone: (706) 922-9467

President: Jeff Eiseman
Media Contact: Brandon Greene
Field Manager: Jolbert Cabrera
Pitching Coaches: Clay Rapada
Hitting Coach: Thomas Neal
Assistant Coach: Ydwin Villegas
Trainer: Vito Maeffe



Stadium Name: SRP Park (2018)
Capacity/Dimensions: 5,000 (LF-330; CF-400; RF-330)

vs. Augusta: (11) April 5-8; June 8-10; July 19-22
at Augusta: (14) April 27-29; June 30-July 3; July 27-29, August 31-September 3

CHARLESTON RIVERDOGS

NEW YORK YANKEES (2005)

Website: www.riverdogs.com
Phone: (843) 723-7241

President: Dave Echols
Media Contact: Matt Dean
Field Manager: Julio Mosquera
Pitching Coach: Justin Pope
Hitting Coach: Scott Seabolt
Defensive Coach: Dan Fiorito
Trainer: Michael Sole



Stadium Name: Joseph P. Riley, Jr. Park (1997)
Capacity/Dimensions: 5,549 (LF-305; CF-398; RF-337)

vs. Charleston: (10) June 5-7; July 7-9; August 27-30
at Charleston: (11) April 23-26; May 17-20; May 29-31

GREENVILLE DRIVE

BOSTON RED SOX (2005)

Website: www.greenvilivedrive.com
Phone: (864) 240-4500

President: Craig Brown
Media Contact: Cameron White
Field Manager: Iggy Suarez
Pitching Coach: Bob Kipper
Hitting Coach: Wilton Veras
Trainer: Phil Millan



Stadium Name: Fluor Field (2006)
Capacity/Dimensions: 5,500 (LF-310; CF-390; RF-302)

vs. Greenville: (10) May 25-28; July 4-6; August 7-9
at Greenville: (3) April 16-18

LEXINGTON LEGENDS

KANSAS CITY ROYALS (2013)

Website: www.lexingtonlegends.com
Phone: (859) 252-4487

President: Andy Shea
Media Contact: Emma Tiedemann
Field Manager: Scott Thorman
Pitching Coach: Mitch Stetter
Hitting Coach: Jesus Azuaje
Trainer: Saburo Hagihara



Stadium Name: Whitaker Bank Ballpark (2001)
Capacity/Dimensions: 6,033 (LF-320; CF-401; RF-318)

vs. Lexington: (3) May 1-3
at Lexington: (7) June 11-14, June 24-26

ROME BRAVES

ATLANTA BRAVES (2003)

Website: www.romebraves.com
Phone: (706) 378-5100

General Manager: Jim Bishop
Media Contact: Jim Jones
Field Manager: Ralph Wheeler
Pitching Coach: Dan Meyer
Hitting Coach: Bobby Moore
Trainer: Vic Scarpone



Stadium Name: State Mutual Stadium (2003)
Capacity/Dimensions: 5,105 (LF-335; CF-401; RF-330)

vs. Rome: (0)
at Rome: (7) June 1-3; July 23-26

SOUTH ATLANTIC LEAGUE - NORTHERN DIVISION



DELMARVA SHOREBIRDS

BALTIMORE ORIOLES (1997)
 Website: www.theshorebirds.com
 Phone: (410) 219-3112

President: Pat Filippone
 Media Contact: Will DeBoer
 Field Manager: Buck Britton
 Pitching Coach: Justin Lord
 Hitting Coach: Bobby Rose
 Trainer: Adrian Gonzalez



Stadium Name: Arthur W. Perdue Stadium (1996)
 Capacity/Dimensions: 6,500 (LF-309; CF-402; RF-309)

vs. Delmarva: (8) May 12-15; August 10-13
 at Delmarva: (0)

GREENSBORO GRASSHOPPERS

MIAMI MARLINS (2003)
 Website: www.gsohoppers.com
 Phone: (336) 268-2255

President: Donald Moore
 Media Contact: Katie Dannemiller
 Field Manager: Todd Pratt
 Pitching Coach: Mark DiFelice
 Hitting Coach: Frank Moore
 Trainer: Eric Reigelsberger



Stadium Name: First National Bank Field (2005)
 Capacity/Dimensions: 7,599 (LF-315; CF-400; RF-312)

vs. Greensboro: (0)
 at Greensboro: (0)

HAGERSTOWN SUNS

WASHINGTON NATIONALS (2007)
 Website: www.hagerstownsuns.com
 Phone: (301) 791-6266

General Manager: Travis Painter
 Media Contact: Shawn Murnin
 Field Manager: Patrick Anderson
 Pitching Coach: Tim Redding
 Hitting Coach: Amaury Garcia
 Trainer: Darren Yoos



Stadium Name: Municipal Stadium (1930)
 Capacity/Dimensions: 4,600 (LF-335; CF-400; RF-330)

vs. Hagerstown: (3) April 9-11
 at Hagerstown: (10) June 15-17; July 11-13; August 18-21

HICKORY CRAWDADS

TEXAS RANGERS (2009)
 Website: www.hickorycrawdads.com
 Phone: (828) 322-3000

President: Neil Leibman
 Media Contact: Ashley Salinas
 Field Manager: Matt Hagen
 Pitching Coach: Jose Jaimes
 Hitting Coach: Chase Lambin
 Trainer: Luke Teeters



Stadium Name: L.P. Frans Stadium (1993)
 Capacity/Dimensions: 4,262 (LF-330; CF-401; RF-330)

vs. Hickory: (4) April 19-22
 at Hickory: (2) May 10-11

KANNAPOLIS INTIMIDATORS

CHICAGO WHITE SOX (2001)
 Website: www.intimidatorsbaseball.com
 Phone: (704) 932-3267

President: Brian Radle
 Media Contact: Trevor Wilt
 Field Manager: Justin Jirschele
 Pitching Coach: Jose Bautista
 Hitting Coach: Jamie Dismuke
 Trainer: Joe Geck



Stadium Name: CMC-NorthEast (Intimidators) Stadium (1995)
 Capacity/Dimensions: 4,700 (LF-330; CF-400; RF-310)

vs. Kannapolis: (0)
 at Kannapolis: (0)

LAKEWOOD BLUECLAWS

PHILADELPHIA PHILLIES (2001)
 Website: www.blueclaws.com
 Phone: (732) 901-7000

General Manager: Joe Ricciutti
 Media Contact: Greg Giombarrese
 Field Manager: Marty Malloy
 Pitching Coach: Brad Bergesen
 Hitting Coach: Tyler Henson
 Trainer: Kris Terrian



Stadium Name: FirstEnergy Park (2001)
 Capacity/Dimensions: 6,588 (LF-325; CF-400; RF-325)

vs. Lakewood: (7) May 4-7; June 21-23
 at Lakewood: (4) July 14-17

WEST VIRGINIA POWER

PITTSBURGH PIRATES (2009)
 Website: www.wvpower.com
 Phone: (304) 344-2287

General Manager: Tim Mueller
 Media Contact: David Kahn
 Field Manager: Wyatt Toregas
 Pitching Coach: Joel Hanrahan
 Hitting Coach: Chris Petersen
 Trainer: Matt DenBleyker



Stadium Name: Appalachian Power Park (2005)
 Capacity/Dimensions: 4,500 (LF-330; CF-400; RF-320)

vs. West Virginia: (7) May 21-24; July 30-August 1
 at West Virginia: (3) August 15-17



2018 SOUTH ATLANTIC LEAGUE PLAYOFF FORMAT

Divisional Championship Series

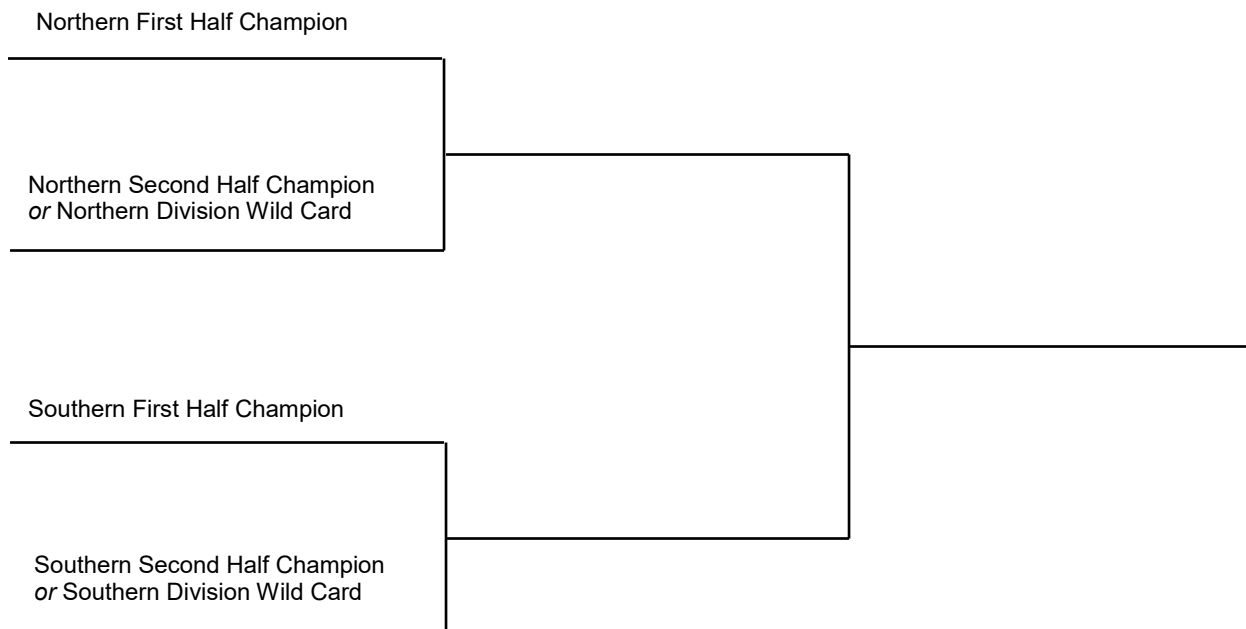
Best of 3

September 5, 7 and 8

League Championship Series

Best of 5

September 10-11 and 13-15



Playoff Procedures

- First half champions in both divisions host game two and, if necessary, game three, of the Divisional Championship Series
- In 2018, the Northern Division Champion hosts game three, and if necessary, games four and five, of the South Atlantic League Championship Series.

Determining The Wild Card

- If the second half winner in either division is the same as the first half winner in that division, then the team with the **next best overall record** in that division will be chosen as the wild card.
- If two or more teams are tied for that wild card position in either division, then the following series tiebreakers will be used to determine the wild card:
 1. Better record in head-to-head competition
 2. Best second half record against divisional opponents
 3. Best overall (full season) record against divisional opponents

MISCELLANEOUS MEDIA INFORMATION





RADIO BROADCAST INFORMATION

Station: FOX Sports Radio 1400 AM

Phone: (803) 343-1100

Program Director: Gary Barboza



Kevin Fitzgerald is in his third season as Director of Broadcasting and Media Relations for the Fireflies. Fitzgerald also serves as a college basketball play-by-play broadcaster for ESPN and the SEC Network and is the voice of The Citadel's football telecasts on Watch ESPN. Before arriving at Spirit Communications Park, Fitzgerald spent the 2015 baseball season as the Assistant Director of Broadcasting and Media Relations with the Fort Wayne TinCaps of the Midwest League. He also previously served as the play-by-play voice of University of Vermont women's basketball. The New Jersey native graduated from Syracuse University in 2014 with a degree in broadcast and digital journalism. While at Syracuse, he was the Assistant Sports Director and play-by-play voice of Syracuse football, basketball and lacrosse on WAER 88.3 FM.

Sam Hyman is in his second season as the Broadcasting and Media Relations Assistant for the Fireflies. Before his arrival in Columbia, Hyman served as the "Voice of University of Vermont Men's Basketball" during the 2016-2017 and 2017-2018 season. He spent the summer of 2016 in Minnesota as the Director of Broadcast/Media Relations for the St. Cloud Rox of the Northwoods League. Sam graduated from Syracuse University in 2016 with a degree in broadcast and digital journalism and also worked at the two student radio stations on campus (Z89 and WAER 88.3 FM).

All 140 Fireflies games are broadcast on Fox Sports Radio 1400 AM, online at FoxSportsRadio1400.iheart.com, and through the iHeartRadio app.

FIREFLIES LOCAL MEDIA

Print

The State Newspaper

Rick Millians (Sports Editor)
Lou Bezjak (Sports Reporter)

(803) 771-8450
(803) 771-8419

Radio

WCOS - 1400 AM (Flagship Station)

Gary Barboza (Program Director)

(803) 343-1100

Television

WACH-TV (FOX)
WIS-TV (NBC)
WOLO-TV (ABC)
WLTX-TV (CBS)

Corey Miller / Courtney King / Mike Uva
Rick Henry / Joe Gorchow
Mike Gillespie / Greg Brzozowski
Reggie Anderson / Joe Cook

(803) 252-5757
(803) 758-1018
(803) 754-7525
(803) 647-0231

2018 FIREFLIES MEDIA REGULATIONS



Just Fireflies, Please

The inspiration for the "Fireflies" name comes from a particular species of firefly — the *Photuris frontalis* — and its amazing behavior which is on display annually at Congaree National Park. Each spring, as baseball season begins, the *Photuris frontalis* perform a wonderful and mysterious light show. For a few weeks, hundreds of these fireflies synchronize their flashing each night, emitting light, as one, in unison. The mass synchronization that occurs on the banks of the Congaree is one of only a few places on Earth where such a spectacle is known to take place.

Please only refer to the team in a full reference: "The Columbia Fireflies" or using just the nickname: "Fireflies." Referring to the team as the "Flies" is improper, and should be avoided.

If you have any questions or requests, please ask the Media Relations staff and we will make every attempt to accommodate you. We look forward to working with you.

CREDENTIALS: Media credentials shall be issued to working members of the media only and are non-transferable. Any unauthorized use of a credential shall result in confiscation of the credential and ejection from Spirit Communications Park.

Subject to space availability, credentials will be issued to recognized newspapers, magazines, television stations and radio stations making reasonable requests in writing on company letterhead at least one day in advance of any game to be covered. Please e-mail credential requests to Kevin Fitzgerald (kfitzgerald@columbiafireflies.com). Credentials may be picked up at the main office of Spirit Communications Park located on the third-base side of the park on Freed Street (not to be confused with Freed Drive which runs off of Bull Street) beginning four hours before game time.

The Fireflies shall issue full-season credentials to those media members who will cover the team at Spirit Communications Park on a daily basis throughout the season. Credentials will be issued on a game-by-game basis to members of the media who expect to cover the team periodically throughout the season.

Credentials provide access to areas of Spirit Communications Park as designated on each individual pass.

ENTRY TO SPIRIT COMMUNICATIONS PARK: All credential holders should enter Spirit Communications Park through the main office located on Freed Street or through the main gates. No members of the media may enter any promotion or contest. Media members may not join any part of a Fireflies season ticket holder rewards program. It is expected that credentials only be used by media members actively covering that night's game.

MEDIA PARKING: There are a limited number of media parking spots in the Permit Parking Lots off of Freed Drive, including spots specifically for live TV broadcast vehicles. To gain access to the Permit Parking Lots, show your media credential to the lot attendant. It is expected that only media members on assignment use media parking spots. Availability is NOT guaranteed.

FIELD ACCESS: Members of the media whose credentials provide for field access are asked to be respectful of players and coaches who are preparing for a game, and, for their own safety, to remain in foul territory, between first and third base at all times. Unless conducting an interview, members of the media are asked to refrain from sitting in the dugouts and standing near the batting cage during batting practice. No one under the age of 18 is permitted on the field, and personal photographs and autographs are strictly prohibited. All media must clear the field 30 minutes prior to the start of the game unless special permission has been granted. The Fireflies are not responsible for any injuries that may be incurred while on the field.

PRESS BOX: The Spirit Communications Park press box is located on the third level of Spirit Communications Park, to the right of the Suite Level lounge. To access the press box from the ground level, take the elevator or stairs behind home plate to Level 3. Persons without credentials will not be admitted.



2018 FIREFLIES MEDIA REGULATIONS, CONTINUED

There is a very limited seating area in the press box for working media and seating is NOT guaranteed to be available for all games. Only accredited members of the working media on assignment are eligible for press box seating. The Fireflies ask for the cooperation of the media in maintaining a professional working environment. Cheering or any other disruptive behavior in the press box shall result in credential revocation and ejection from the ballpark.

MEDIA GUIDES: Media guides are available online at fireflies.com/pressbox.

MEDIA DINING: A meal is served each game in the press box for all working members of the media until 30 minutes after first pitch. Complimentary cold beverages will be provided throughout the game. No food or drink is to leave the press box.

GAME INFORMATION: Statistics and game notes for both clubs are made available in the front office, online at Fireflies.com/Pressbox and in the press box at least two hours prior to game time. Rosters and starting lineups for both teams are distributed as soon as they are available. Following the game, official box scores will be made available as soon as possible. Game recap stories will be available at ColumbiaFireflies.com as soon as possible after each game.

PHOTOGRAPHY: Photo credentials are issued in the same manner as working media passes. Due to the limited number of photo locations, the Fireflies recommend that requests be submitted as early as possible. Still photographers should shoot from the photo wells attached to each dugout, staying clear of Fireflies team photographers. Any other photography should be cleared in advance by the Fireflies Media Relations department.

ROVING CAMERAS: Any camera light in the seating area of Spirit Communications Park is strictly prohibited. Interviews and live broadcasts are not permitted in the ballpark during the game unless approved by the Fireflies Media Relations department. If approved, interviews may only be conducted on the concourse between innings, not in the stands while the game is in progress.

WIRELESS INTERNET: Complimentary wireless Internet access is available in the press box. Ethernet access is also available. Contact the Media Relations department for details and login information.

PHOTO/INTERVIEW REQUESTS: Requests for photos or interviews of Fireflies players or coaches should be made with as much advance notice as possible. Call (803) 888-3040 or e-mail Kevin Fitzgerald (kfitzgerald@columbiafireflies.com) with requests. The Fireflies will attempt to coordinate all interview requests made by legitimate news sources to the player or coach, but cannot guarantee the player or coach will comply with all interview requests.

FREELANCE WRITERS/PHOTOGRAPHERS: Freelance writers and photographers may not request their own credentials. The editor or sports director employing the freelancer must provide a credential request for specific games at least 24 hours in advance of that game.

WEBSITES: Per Major League Baseball guidelines, the Fireflies will not issue working credentials to any online service or blogger unless they meet each of the following criteria:

- It is part of a regional or national news gathering agency.
- It reaches a broad audience.
- It produces original content.
- It has an established record of developing original content.
- It employs full-time journalists.

RULES OF INTEREST



ALL-STAR SELECTION: South Atlantic League All-Stars are selected by the league's field managers. They may not vote for their own players.

CONSECUTIVE HITTING STREAK: A consecutive hitting streak shall not be terminated if the plate appearance results in a base on balls, hit batsman, defensive interference, or a sacrifice bunt. A sacrifice fly shall terminate the streak.

DISABLED LIST LENGTH: Any player placed on the disabled list must sit out for at least seven (7) days. Day one is the first day following the player's last game played.

MAGIC NUMBER: Compute the number of games remaining, add one, then subtract the number of games ahead in the loss column of the closest opponent. This is the number of wins a team must have to secure the pennant.

NIGHT GAME: Any game scheduled to start after 5:00 p.m. will be considered a night game. If a game is scheduled to start at or before 5:00 p.m., it shall be considered a day game.

SAVES RULE: One save per game may be credited to a team. Credit a pitcher with a save when he meets all three of the following criteria:

1. He is the finishing pitcher in a game won by his club; and
2. He is not the winning pitcher; and
3. He qualifies under one of the following conditions:
 - A. He enters the game with a lead of no more than three runs and pitches for at least one inning; or
 - B. He enters the game with the potential tying run either on base, at bat, or on deck; or
 - C. He pitches effectively for at least three innings.

SUSPENDED GAME RULE 4.11(d): A called game ends at the moment the umpire terminates play. EXCEPTION: If the game is called while an inning is in progress and before it is completed, the game becomes a SUSPENDED game in each of the following situations:

1. The visiting team has scored one or more runs to tie the score and the home team has not scored;
2. The visiting team has scored one or more runs to take the lead and the home team has not tied the score or retaken the lead;
3. The game has not become a regulation game (4.5 innings with the home team ahead, or 5 innings with the visiting club ahead/tied).
4. Any regulation game tied at the point play is stopped because of weather, curfew, or other reason.
5. If a game is suspended before it becomes a regulation game, and is continued prior to another regularly scheduled game, the regularly scheduled game will be limited to seven innings.
6. If a game is suspended after it is a regulation game, and is continued prior to another regularly scheduled game, the regularly scheduled game will be a nine inning game.

EXCEPTION: The Suspended Rule will not apply to the last scheduled game between the two teams during the championship season, or league playoffs.



Minor League Baseball announced rule and procedure changes aimed at reducing the length of extra innings games and the number of mound visits during a game throughout Minor League Baseball.

The procedures, created in partnership with Major League Baseball, aim to reduce the number of pitchers used in extra innings and the issues created by extra innings games, including, but not limited to, shortages of pitchers in the days to follow, the use of position players as pitchers and the transferring of players between affiliates due to pitching shortages caused by extra innings games.

EXTRA INNINGS

- At all levels of Minor League Baseball, extra innings will begin with a runner on second base. The runner at second base will be the player in the batting order position previous to the leadoff batter of the inning (or a substitute for that player). By way of example, if the number five hitter in the batting order is due to lead off the 10th inning, the number four player in the batting order (or a pinch-runner for such player) shall begin the inning on second base. Any runner or batter removed from the game for a substitute shall be ineligible to return to the game, as is the case in all circumstances under the Official Baseball Rules.
- For purposes of calculating earned runs under Rule 9.16, the runner who begins an inning on second base pursuant to this rule shall be deemed to be a runner who has reached second base because of a fielding error, but no error shall be charged to the opposing team or to any player.



PITCHER'S MOUND VISITS

- Visits by coaches and position players will be limited based on the classification level. Triple-A clubs will be allowed six (6) visits per team, Double-A clubs will be allowed eight (8) visits per team, Single-A clubs will be allowed 10 visits per team and there will not be a limit on mound visits for Short Season and Rookie-level clubs.
- These mound visit limits will apply whether the game is scheduled for seven or nine innings.
- For any extra-innings played, each club shall be entitled to one additional non-pitching change mound visit per inning.
- Official Baseball Rule 5.10(l), which governs mound visits by a manager or coach, remains in effect (i.e., a pitcher must be removed on the second visit by a manager/coach in an inning).

Definition of Mound Visit:

- A manager or coach trip to the mound to meet with the pitcher shall constitute a visit. A player leaving his position to confer with the pitcher, including a pitcher leaving the mound to confer with another player, shall also constitute a mound visit, regardless of where the visit occurs or the length of the visit, except that the following shall not constitute mound visits:
 - a. Discussions between pitchers and position player(s) that (i) occur between batters in the normal course of play and do not require either the position player(s) or the pitcher to relocate;
 - b. Visits by position players to the mound to clean spikes in rainy conditions
 - c. Visits to the mound due to an injury or potential injury of the pitcher; and
 - d. Visits to the mound after the announcement of an offensive substitution.

Cross-Up in Signs:

In the event a team has exhausted its allotment of mound visits in a game (or extra inning) and the home plate umpire determines that the catcher and pitcher did not have a shared understanding of the location or type of pitch that had been signaled by the catcher (otherwise referred to as a “cross-up”), the home plate umpire may, upon request of the catcher, allow the catcher to make a brief mound visit. Any mound visit resulting from a cross-up prior to a team exhausting its allotted number of visits shall count against a team’s total number of allotted mound visits.