



NY

2019

COLUMBIA FIREFLIES



MEDIA GUIDE

TABLE OF CONTENTS



Table of Contents	2
Fireflies Club Directory & Field Staff	3
Segra Park: South Atlantic League Best Playing Surface, 2018.....	4
'Total Eclipse of the Park' - 8/21/17	5
Segra Park: Ballpark Digest Ballpark of the Year	4
Segra Park/Game Day Information.....	7
Columbia Baseball History and Information.....	8
2019 Schedule.....	9
2019 Fireflies Manager – Pedro Lopez.....	11
2019 Fireflies Field Staff	12
Pitching Coach Royce Ring	
Hitting Coach Luis Rivera	
Bench Coach Gilbert Gomez	
Athletic Trainer Daichi Arima	
Strength & Conditioning Coach Sam Nickelsen	
Assistant Athletic Trainer Nicole Collins	
Mental Skills Coach Dave Williams	
2019 Fireflies Player Profiles	13-17
2018 Season in Review	18-19
2018 South Atlantic League Final Standings	20
2018 South Atlantic League Playoff Results.....	20
2018 South Atlantic Post-Season All-Star Team	21
2018 South Atlantic League Awards.....	21
2018 South Atlantic League Attendance.....	21
2018 South Atlantic Final Team Statistics	22
2018 South Atlantic League Batting and Pitching – Individual Leaders	22
2018 Columbia Hitting and Pitching Statistics	23
2018 Fireflies 1st Half Day-by-Day Schedule	24
2018 Fireflies 2nd Half Day-by-Day Schedule	25
2018 Fireflies Season/Individual Highs & Lows	26
2018 Fireflies Transactions.....	27
2018 Attendance Information.....	28
Top 10 Crowds Spirit Communications Park History	28
Team History and Records	29-33
Yearly Finishes	34
All-Time Roster	35
New York Mets Directory	37
New York Mets Minor League Affiliates	38
South Atlantic League – Southern Division.....	40
South Atlantic League – Northern Division	41
South Atlantic League – 2019 Playoff Format	42
Fireflies Broadcast Information & Local Media	44

Special thanks to MLB Advanced Media, Baseball-Reference.com, the New York Mets, Jared Law, Marcus Walker, Patrick DeMarre, Sam Hyman and Dalton Workman for their contributions to this publication.



CLUB DIRECTORY



1640 Freed Street
Columbia, SC 29201
Telephone: (803) 726-4487
Fax: (803) 726-3126
Email: info@ColumbiaFireflies.com
Website: ColumbiaFireflies.com



Owned and Operated By	Hardball Capital
Principal Owner	Jason Freier
Team President	John Katz
Executive Vice President	Brad Shank
Senior Vice President - Food and Beverage	Scott Burton
Vice President - Marketing and Public Relations	Abby Naas
Vice President - Corporate Partnerships	Blake Buchanan
Director of Group Sales	Juan Encarnacion
Director of Stadium Operations	Anthony Altamura
Director of Accounting and Baseball Operations	Jonathan Mercier
Director of Ticketing	Joe Shepard
Assistant Director of Ticketing/Reading Program Manager	Kyle Williamson
Senior Corporate Account Manager	Jeff Berger
Senior Corporate Account Manager	Scott Rhodes
Group Sales Executive	Nick Spano
Group Sales Executive	Kenny Anderson
Group Sales Executive	Ashley Studebaker
Group Sales Executive	Cooper Boni
Video Production Manager	Jared Law
Promotions/Client Services Manager	Ashlie DeCarlo
Graphics Manager	Marcus Walker
Community Engagement Manager	McKenzie Brown
New Media/Analytics Manager	Kyle Spinner
Director of Broadcasting and Media Relations	Kevin Fitzgerald
Corporate Partnerships Account Executive	Spencer Severs
Executive Chef	Bobby Hunter
Catering Manager	Terry Stevenson
Food and Beverage Manager	Michael Bolt
Luxury Suite & Club Level Manager	Lexie Brensinger
Merchandise Manager	Alex Watson
Director of Special Events	Shannon Cheek
Special Events Manager	Lenna Diamaduros
Stadium Operations Manager	Matt Lundquist
Head Groundskeeper	Drew Tice
Assistant Groundskeeper	Joe Golding
Office Manager	Katie Maroney

FIELD STAFF

Manager	Pedro Lopez
Pitching Coach	Royce Ring
Hitting Coach	Luis Rivera
Bench Coach	Gilbert Gomez
Athletic Trainer	Daichi Arima
Assistant Athletic Trainer	Nicole Collins
Strength & Conditioning	Sam Nickelsen
Mental Skills Coach	Dave Williams

SEGRA PARK

SOUTH ATLANTIC LEAGUE'S BEST PLAYING SURFACE IN 2018





AUGUST 21, 2017 - 'TOTAL ECLIPSE OF THE PARK'
FRANCHISE RECORD 9,629 FANS AT SEGRA PARK



SEGRA PARK

2016 BALLPARK DIGEST



BALLPARK OF THE YEAR



SEGRA PARK

GENERAL INFORMATION

Address: 1640 Freed Street, Columbia, SC 29201
Opened: 2016
Capacity: 7,301
Dimensions: CF - 400 ft.
 LCF - 372 ft RCF - 382 ft.
 LF - 319 ft RF - 330 ft

Background: Segra Park ([formerly Spirit Communications Park](#)), named as the 2018 South Atlantic League Best Playing Surface and the 2016 *Ballpark Digest* Ballpark of the Year, is a 365-day per year multi-use sports and entertainment venue located in the heart of downtown Columbia, South Carolina. Segra Park is the home ballpark for the Columbia Fireflies, the South Atlantic League affiliate of the New York Mets. Designed for baseball, concerts, football, soccer and a host of other activities, the venue seats approximately 9,000 for sporting events and up to 15,000 for major outdoor concerts. With 16 luxury suites and a 7,000 square-foot Club Level Lounge, Segra Park also hosts everything from business meetings to wedding receptions, and everything in between. The venue is open 365 days a year and serves as a public park, with a wrap-around concourse representing 1/3 of a mile for walkers and joggers. For more information, visit www.SegraPark.com.

Construction Cost: \$37 million
Video Board: 25 ft. x 50 ft.
Concessions: 4 permanent stands, 27 specialty carts
Luxury Suites: 16

SEGRA PARK GAME DAY INFORMATION

Standard Home Game Times

	Pre All-Star Break	Post All-Star Break
Monday-Friday	7:05 PM	7:05 PM
Saturday	6:05 PM	6:05 PM
Sunday	2:05 PM	5:05 PM

Exceptions: April 9 (11:05 AM); April 10 (11:05 AM); May 1 (11:05 AM);
 May 22 (11:05 AM), July 3 (6:05 PM)

**All-Star Break: June 17-19 (All-Star Game in Charleston, WV)*

Individual Ticket Prices

Bullpen Boxes	\$50.00 (includes 4 seats)
On Deck Seats	\$12.00
Palmetto Citizens FCU All-Star Seats	\$10.00
Home Run Porch	\$10.00
Reserved Seats	\$9.00
Bojangles' Berm	\$5.00

2019 FIREFLIES PRE-GAME SCHEDULE (SUBJECT TO CHANGE)

11:05 a.m. Game Time

Fireflies Infield	8:00 to 8:15
Fireflies BP	8:15 to 9:15
Visitors BP	9:15 to 10:00
Visitors Infield	10:00 to 10:15
Grounds Crew	10:15 to 11:00

12:05 p.m. Game Time

Fireflies Infield	9:00 to 9:15
Fireflies BP	9:15 to 10:15
Visitors BP	10:15 to 11:00
Visitors Infield	11:00 to 11:15
Grounds Crew	11:15 to 12:00

2:05 p.m. Game Time

Fireflies Infield	11:00 to 11:15
Fireflies BP	11:15 to 12:15
Visitors BP	12:15 to 1:00
Visitors Infield	1:00 to 1:15
Grounds Crew	1:15 to 2:00

7:05 p.m. Game Time

Fireflies Infield	4:00 to 4:15
Fireflies BP	4:15 to 5:15
Visitors BP	5:15 to 6:00
Visitors Infield	6:00 to 6:15
Grounds Crew	6:15 to 7:00

6:05 p.m. Game Time

Fireflies Infield	3:00 to 3:15
Fireflies BP	3:15 to 4:15
Visitors BP	4:15 to 5:00
Visitors Infield	5:00 to 5:15
Grounds Crew	5:15 to 6:00

SEGRA PARK GROUND RULES

- Any batted ball that is hit over the yellow home run stripe surrounding the outfield (regardless if the ball returns to the field of play after hitting a railing or batter's eye windscreen) shall be declared a **home run**.
- A batted ball that bounces on the field or warning track and hits the railing or the batter's eye windscreen above the yellow home run stripe and returns to the field of play shall be declared a **ground rule double**.
- A batted ball that bounces on the field or warning track in fair territory and hits the railings above the side wall padding shall be declared a **ground rule double**.
- A thrown ball that hits the netting behind home plate (between the break in the dugout netting), the pads in front of the dugout, including the infield netting, or pads adjacent to the dugouts, including the infield netting (perpendicular to the field) is a **live ball**.
- A thrown ball that hits the netting over the dugout (outside the break in the dugout netting) is a **dead ball**.
- The top step of the dugout is a **dead ball**. All catches must be made on the warning track, before reaching the top step.
- Any thrown or batted ball that becomes lodged under the bullpen benches or behind the field tarp is a **dead ball**.
- A batted ball that bounces in fair territory becomes lodged under or behind the field tarp is a **dead ball**.
- A catch will not be allowed if a player has placed any footing on the field tarp or the tarp roll, however, a player may lean on or over the field tarp to make a catch.

COLUMBIA BASEBALL HISTORY



Baseball has been a staple in Columbia dating back to the late 1800s and in April of 2016, returned for the first time in nearly 12 years. Fans in South Carolina's capital had been without a professional baseball franchise since the Capital City Bombers moved to Greenville, South Carolina, following the 2004 season. Here are some historical highlights:

- Columbia's first known baseball game took place in 1867.
- The South Atlantic League's Columbia roots reach as far back as 1892 when the Columbia Senators became the city's first professional team.
- The Columbia Skyscrapers were the first sustained team in the city, later changing its name to the Gamecocks, Commies and Comers — the latter two after Columbia's commissioner-based government at the time.
- In 1927 — after a fire destroyed a portion of the Comers ballpark on the state fairgrounds — Pittsburgh Pirates owner, Barney Dreyfuss (a Hall of Famer, credited with creating the modern World Series) donated the funds to build what would soon be known as historic Capital City Stadium. A road outside the park is named in Dreyfuss' honor.
- The Cincinnati Reds were one of the first major league teams to form an official affiliation in Columbia. Hall of Famer Frank Robinson was a star for the Columbia Reds in 1954 and '55. Robinson then broke into the National League as a 20-year-old rookie the following year and went on to garner 12 All-Star selections.
- Professional baseball was absent from 1962 to 1982 until the Shelby (NC) Mets moved to Columbia. The team changed its name to the Capital City Bombers in 1993 honoring the heroic Doolittle Raiders – fighter pilots during World War II who trained for combat in Columbia.
- The franchise won three South Atlantic League championships during its 21 years in Columbia before moving to Greenville, SC, following the 2004 season. Mets stars like Todd Hundley, Jose Reyes and David Wright all passed through the Palmetto State.
- Ten years later, in October of 2014, Minor League Baseball granted approval to move a team back to Columbia. The following May, the Savannah Sand Gnats announced their franchise would relocate into the brand new Spirit Communications Park for the 2016 season, bringing professional baseball back to the Palmetto State's capital.
- The first game at Segra Park (formerly Spirit Communications Park) was played on April 14, 2016 against the Greenville Drive (a 4-1 Fireflies victory). 9,077 fans pushed through the gates to see the official return of professional baseball to the Midlands.
- Ex-Reds, Pirates and Red Sox infielder Pokey Reese is from Columbia. He won a World Series with Boston in 2004.

COLUMBIA'S PROFESSIONAL BASEBALL TEAMS

Team	League	Affiliation	Years
Senators	South Atlantic League	N/A	1892
Skyscrapers	South Atlantic League	N/A	1904
Gamecocks	South Atlantic League	N/A	1905-1910
Commies	South Atlantic League	N/A	1911
Comers	South Atlantic League	N/A	1912, 1914-1917, 1919-1923, 1925-1930
Sandlappers	Piedmont League	Boston Red Sox	1934
Senators	South Atlantic League	Boston Bees (Braves)	1936-1937
Reds	South Atlantic League	Cincinnati Reds	1938-1942, 1946-1955
Gems	South Atlantic League	Kansas City Athletics	1956-1957
Reds	South Atlantic League	Cincinnati Reds	1960-1961
Mets	South Atlantic League	New York Mets	1983-1992
Bombers	South Atlantic League	New York Mets	1993-2004
Fireflies	South Atlantic League	New York Mets	2016-Present

EVOLUTION OF THE FIREFLIES FRANCHISE

Years	Name	Titles
1984-1995	Savannah Cardinals	1993 SAL Champs 1994 SAL Champs
1996-2015	Savannah Sand Gnats	1996 SAL Champs 2013 SAL Champs
2016-Pres.	Columbia Fireflies	2016 Inaugural Season

WHY FIREFLIES?

The inspiration for the "Fireflies" name comes from a particular species of firefly — the photuris frontalis — and its amazing behavior which is on display annually at Congaree National Park. Each spring, as baseball season begins, the photuris frontalis perform a wonderful and mysterious light show. For a few weeks, hundreds of these fireflies synchronize their flashing each night, emitting light, as one, in unison. The mass synchronization that occurs on the banks of the Congaree is one of only a few places on Earth where such a spectacle is known to take place.



Fireflies is also a fitting name for this "Famously Hot" city. Both the flaming tail at the base of the firefly logo and the "C" and "F" (for "Columbia" and "Fireflies") coming together as a flame are nods to the city's slogan.

As the capital of our great state, the Fireflies' primary wordmark incorporates the palmetto tree and crescent moon from the state flag.

Our colors are the midnight blue of the South Carolina night sky, a neon green/yellow representing the "flash" of the firefly and a crisp silver used on the wings of the bug.



MAY

SUN	MON	TUE	WED	THU	FRI	SAT
			1 DEL 11:05AM	2 DEL 7:05PM	3 LEX 7:05PM	4 LEX 6:05PM
5 LEX 2:05PM	6 LEX 7:05PM	7	8 @CHS	9 @CHS	10 @CHS	11 ROM 6:05PM
12 ROM 2:05PM	13 ROM 7:05PM	14 @AUG	15 @AUG	16 @AUG	17 @ROM	18 @ROM
19 @ROM	20 @ROM	21 GVL 7:05PM	22 GVL 11:05AM	23 GVL 7:05PM	24 GVL 7:05PM	25 @CHS
26 @CHS	27 @CHS	28 @CHS	29	30 AUG 7:05PM	31 AUG 7:05PM	

JULY

SUN	MON	TUE	WED	THU	FRI	SAT
30 HIC 5:05PM	1 GVL 7:05PM	2 GVL 7:05PM	3 GVL 6:05PM	4 @HIC	5 @HIC	6 @HIC
7 @HIC	8	9 AUG 7:05PM	10 AUG 7:05PM	11 AUG 7:05PM	12 CHS 7:05PM	13 CHS 6:05PM
14 CHS 5:05PM	15 @WV	16 @WV	17 @WV	18 @GVL	19 @GVL	20 @GVL
21 @GVL	22	23 AUG 7:05PM	24 AUG 7:05PM	25 AUG 7:05PM	26 HAG 7:05PM	27 HAG 6:05PM
28 HAG 5:05PM	29 HAG 7:05PM	30	31 @KAN			

SEPTEMBER

SUN	MON	TUE	WED	THU	FRI	SAT
1 @AUG	2 @AUG	3	4	5	6	7




COACHING STAFF & PLAYER INFORMATION



2019 FIREFLIES MANAGER



MANAGER PEDRO LOPEZ



On January 17, 2018, the **New York Mets** named **two-time Eastern League (AA) Manager of the Year Pedro Lopez** the next Fireflies skipper. The 2019 season marks Lopez's second season as manager of the Fireflies, his 12th as a skipper in the Mets minor league system and his 17th overall. Lopez has managed every full-season level of the Mets system and picked up his 900th career managerial win on June 22, 2018 at home against the Lakewood BlueClaws.

The **2013 Eastern League Manager of the Year** has accumulated 929 wins (19th-most among active MiLB managers) over 17 years as a manager and has guided dozens of future big leaguers including Noah Syndergaard, Matt Harvey, Jacob deGrom and Edinson Volquez. In fact, **Lopez has guided his teams to the playoffs in six of his 11 years in the Mets system.**

The 50-year-old led the double-A Binghamton Mets (now Rumble Ponies) to one of the most prolific stretches in the club's history from 2012 to 2016. **The 'B-Mets' won the 2014 Eastern League crown and Lopez was inducted into the Binghamton Baseball Shrine the following year (2015).** The 2013 campaign was stellar as well. The

Vega Baja, Puerto Rico, native guided the B-Mets to a franchise-record 86 victories and a playoff appearance. He is the winningest manager in Binghamton Mets history.

Lopez enjoyed a lengthy playing career before joining the coaching ranks. **The former catcher and infielder was drafted in 1988 by the San Diego Padres** out of Arizona Western College in the 21st round. Lopez played 13 years of Minor League Baseball in the Padres (1988-1994), Milwaukee Brewers (1995-96) and Houston Astros (1997-2000) organizations. He tallied 690 hits and 338 RBIs in 909 professional games. Lopez not only coached in the South Atlantic League (Savannah, 2010 and 2001) previously, but played in the league as well in 1990 as a 21-year-old for the Charleston Rainbows.

Before joining the Mets organization, Lopez spent seven seasons (2001-07) managing and coaching in the Texas Rangers organization.

Lopez and his wife, Gladys, have twins: Leslie Marie and Laney Marie. They live in Puerto Rico during the winter.

PEDRO LOPEZ'S MANAGERIAL HISTORY

Year	Team	Record	Notes
<i>Texas Rangers Org.</i>			
2001	Savannah (A)	54-82	Took over as manager in June
2002	Pulaski (R)	34-32	
2003	AZL Rangers (R)	38-18	Playoff appearance
2004	AZL Rangers	32-24	
2005	AZL Rangers	27-29	
2007	AZL Rangers	22-34	
<i>New York Mets Org.</i>			
2008	Kingsport (R)	33-30	
2009	Brooklyn (SS)	45-30	Playoff appearance
2010	Savannah (A)	75-64	Playoff appearance
2011	St. Lucie (A+)	72-68	League Finals appearance
2012	Binghamton (AA)	68-74	
2013	Binghamton	86-55	Franchise-record wins; playoffs
2014	Binghamton	83-59	Eastern League champions
2015	Binghamton	77-64	Playoff appearance
2016	Binghamton	63-77	
2017	Las Vegas (AAA)	56-86	
2018	COLUMBIA	64-70	
TOTAL	16 seasons	929-896	*6 playoffs in 11 years w/ Mets




2019 FIREFLIES FIELD STAFF




PITCHING COACH ROYCE RING

Ring begins his first season as pitching coach in Columbia and his sixth as a coach in the Mets organization. The former Mets pitcher spent the prior two seasons as pitching coach of the Brooklyn Cyclones. Before that he was the pitching coach in Kingsport in 2016 and for GCL Mets in 2014 & 2015. The 38-year-old from Seattle appeared in 99 games in the majors from 2005-2010 for the Mets (2005 & 2006), Padres, Braves and Yankees. Ring was an 18th-round draft choice of the White Sox in 2002 out of San Diego State University.



HITTING COACH LUIS RIVERA

Rivera begins his first season as hitting coach in Columbia and his 10th as a manager or coach in the Mets organization. Rivera most recently was the bench coach for the double-A Binghamton Rumble Ponies in 2018 and the manager of the Kingsport Mets from 2015-17. Prior to that, the Carolina, Puerto Rico, native coached alongside Pedro Lopez in Binghamton in 2014 (hitting coach). He & Lopez won the Eastern League title in 2014. Rivera played professionally in the Mets and Cubs organizations from 2005-2010.



BENCH COACH GILBERT GOMEZ

Gomez begins his first season as bench coach in Columbia and his second as a coach in the Mets organization. Gomez was playing in the Mets organization (and at one point for current Fireflies manager Pedro Lopez) as recently as 2015 with the double-A Binghamton Mets. The Santo Domingo, Dominican Republic, native was a Mets farm-hand from 2009 to 2015, reaching as high as double-A. He played in the South Atlantic League in 2012 for the prior Mets affiliate, the Savannah Sand Gnats.



ATHLETIC TRAINER DAICHI ARIMA

Arima, the Kumamoto, Japan, native, begins his first season with Columbia and fifth in the Mets organization.



STRENGTH & CONDITIONING COACH SAM NICKELSEN

Nickelsen, a Floridian, begins his first season with Columbia and third in the Mets organization.



ASSISTANT ATHLETIC TRAINER NICOLE COLLINS

Collins is in her first season on the Fireflies coaching staff.



MENTAL SKILLS COACH DAVE WILLIAMS

Williams is in his first season on the Fireflies coaching staff.

2019 PLAYER PROFILES



RANFY ADON - OF

#3

Height: 6'3" Weight: 185
Bats: Right Throws: Right

DOB: August 2, 1997
Opening Day Age: 21
Hometown: Bajos de Haina, Dominican Republic

Obtained: Signed by the Mets as a non-drafted free agent in 2014.



YR	TEAM	CLASS	AVG	G	AB	R	H	2B	3B	HR	RBI	BB	SO	SB	CS
15	DSL Mets 2	Rookie	.240	59	208	42	50	9	4	5	25	26	51	12	4
16	GCL Mets	Rookie	.195	40	133	22	26	4	0	2	12	16	37	9	4
17	Kingsport	Adv-R	.333	1	6	3	2	0	1	0	3	0	2	2	0
17	GCL Mets	Rookie	.280	11	50	9	14	4	2	0	1	4	16	1	0
18	Kingsport	Adv-R	.295	40	146	29	43	6	6	5	26	7	52	10	5
MINORS TOTALS			.249	151	543	105	135	23	13	12	67	53	158	34	13

ANTHONY DIROCIE - OF

#5

Height: 6'0" Weight: 172
Bats: Right Throws: Right

DOB: April 24, 1997
Opening Day Age: 21
Hometown: Santo Domingo, Dominican Republic

Obtained: Signed as a non-drafted free agent in 2013.



YR	TEAM	CLASS	AVG	G	AB	R	H	2B	3B	HR	RBI	BB	SO	SB	CS
14	DSL Mets 2	Rookie	.221	33	95	16	21	6	0	0	14	15	22	3	1
15	DSL Mets 1	Rookie	.266	63	222	34	59	15	6	2	20	36	83	11	2
15	GCL Mets	Rookie	.083	6	24	3	2	1	1	0	0	0	14	0	0
16	GCL Mets	Rookie	.253	44	162	32	41	10	5	2	18	25	52	7	2
17	Kingsport	Adv-R	.245	61	237	31	58	19	3	11	48	14	93	3	2
18	Kingsport	Adv-R	.408	14	49	11	20	4	2	3	14	6	8	1	3
18	Brooklyn	Short-A	.230	44	148	19	34	9	1	2	22	22	47	5	1
MINORS TOTALS			.251	265	923	146	235	64	18	20	144	118	319	30	11


JOSE BUTTO - RHP

#45

Height: 6'1" Weight: 160
Bats: Right Throws: Right

DOB: March 19, 1998
Opening Day Age: 21
Hometown: Cumana, Sucre, Venezuela

Obtained: Signed by the Mets as a non-drafted free agent in 2016.



YR	TEAM	CLASS	W	L	ERA	G	GS	CG	SV	IP	H	R	ER	BB	SO
17	DSL Mets 2	Rookie	1	1	1.44	15	8	0	1	50.0	48	11	8	9	41
18	Kingsport	Adv-R	3	0	1.93	6	6	1	0	32.2	27	7	7	11	31
18	Brooklyn	Short-A	1	2	6.11	6	5	0	0	28.0	31	20	19	11	24
MINORS TOTALS			5	3	2.77	27	19	1	1	110.2	106	38	34	31	96

CHRISTIAN JAMES - RHP

#30

Height: 6'3" Weight: 210
Bats: Right Throws: Right

DOB: May 24, 1998
Opening Day Age: 20
Hometown: Tampa, FL
High School: East Lake HS (FL)

Obtained: Mets 14th round in the 2016 MLB First-Year Player Draft.



YR	TEAM	CLASS	W	L	ERA	G	GS	CG	SV	IP	H	R	ER	BB	SO
16	GCL Mets	Rookie	0	1	0.52	14	0	0	3	17.1	11	2	1	5	15
17	Kingsport	Adv-R	2	3	4.18	11	11	0	0	51.2	54	29	24	16	58
18	Brooklyn	Short-A	4	2	2.01	13	13	0	0	71.2	61	22	16	20	45
18	Binghamton	Double-A	0	1	2.25	1	1	0	0	4.0	3	1	1	1	4
18	St. Lucie	Adv-A	0	0	0.00	1	1	0	0	5.0	1	1	0	0	5
MINORS TOTALS			6	7	2.53	40	26	0	3	149.2	130	55	42	42	127

CHASE CHAMBERS - INF

#8

Height: 6'1" Weight: 250
Bats: Left Throws: Left

DOB: August 22, 1995
Opening Day Age: 23
Hometown: Farragut, TN
High School: Farragut (TN)
College: Tennessee Tech

Obtained: Mets 18th-round pick in the 2018 MLB First-Year Player Draft.




YR	TEAM	CLASS	AVG	G	AB	R	H	2B	3B	HR	RBI	BB	SO	SB	CS
18	Brooklyn	Short-A	.281	59	217	34	61	13	1	3	30	21	43	2	0
MINORS TOTALS			.281	59	217	34	61	13	1	3	30	21	43	2	0

WAGNER LAGRANGE - OF

Height: 6'0" Weight: 195
Bats: Right Throws: Right

DOB: September 6, 1995
Opening Day Age: 23
Hometown: Las Matas de Farfan, Dominican Republic

Obtained: Signed by the Mets as a non-drafted free agent



YR	TEAM	CLASS	AVG	G	AB	R	H	2B	3B	HR	RBI	BB	SO	SB	CS
15	DSL Mets1	Rookie	.377	27	106	19	40	5	1	1	15	11	11	1	2
15	DSL Mets2	Rookie	.324	32	136	21	44	5	1	0	11	9	17	4	3
16	GCL Mets	Rookie	.231	46	186	16	43	10	0	1	21	11	25	1	1
17	Kingsport	Adv-R	.335	45	185	27	62	10	1	4	40	15	18	2	2
17	Brooklyn	A-Short	.308	13	39	4	12	1	2	0	4	5	8	1	1
18	Brooklyn	Short-A	.282	62	227	31	64	13	2	0	32	22	43	9	3
MINORS TOTALS			.308	163	652	87	201	31	5	6	91	51	79	9	9



2019 PLAYER PROFILES

RONNY MAURICIO - INF

#2

Height: 6'3" Weight: 166
Bats: Switch Throws: Right

DOB: April 4, 2001
Opening Day Age: 18
Hometown: San Pedro de Macoris, Dominican Republic

Obtained: Signed by the Mets as a non-drafted free agent in 2017.



YR TEAM	CLASS	AVG	G	AB	R	H	2B	3B	HR	RBI	BB	SO	SB	CS
18 GCL Mets	Rookie	.279	49	197	26	55	13	3	3	31	10	31	1	6
18 Kingsport	Adv-R	.233	8	30	6	7	3	0	0	4	3	9	1	0
MINORS TOTALS		.273	57	227	32	62	16	3	3	35	13	40	2	6

SHERVYEN NEWTON - INF

Height: 6'4" Weight: 180
Bats: Switch Throws: Right

DOB: April 24, 1999
Opening Day Age: 19
Hometown: Willemstad, Curacao

Obtained: Signed by the Mets as a non-drafted free agent in 2015.

YR TEAM	CLASS	AVG	G	AB	R	H	2B	3B	HR	RBI	BB	SO	SB	CS
16 DSL Mets 2	Rookie	.169	35	118	18	20	5	1	0	5	22	32	0	5
17 DSL Mets 2	Rookie	.311	66	241	51	75	11	9	1	31	50	57	10	4
18 Kingsport	Adv-R	.280	56	207	50	58	16	2	5	41	46	84	4	0
MINORS TOTALS		.270	157	566	119	153	32	12	6	77	118	173	14	9


JOSE MIGUEL MEDINA - OF

#12

Height: 6'3" Weight: 180
Bats: Right Throws: Right

DOB: October 21, 1996
Opening Day Age: 22
Hometown: Bani, Dominican Republic

Obtained: Signed by the Mets as non-drafted free agent in 2014.



YR TEAM	CLASS	AVG	G	AB	R	H	2B	3B	HR	RBI	BB	SO	SB	CS
14 DSL Mets 1	Rookie	.313	29	112	17	35	2	3	1	15	9	13	5	3
14 DSL Mets 2	Rookie	.255	26	98	17	25	7	1	1	18	13	12	2	1
15 GCL Mets	Rookie	.262	31	84	8	22	4	0	0	8	13	16	3	5
16 Kingsport	Adv-R	.286	63	231	34	66	9	2	4	33	27	46	8	3
17 COLUMBIA	A	.205	25	88	13	18	1	0	0	3	3	26	3	1
17 St. Lucie	Adv-A	.444	3	9	5	4	1	1	0	0	2	2	1	0
17 Brooklyn	Short-A	.262	63	225	20	59	9	2	1	20	19	63	25	6
18 Brooklyn	Short-A	.271	54	210	33	57	16	1	5	32	22	41	12	8
MINORS TOTALS		.271	294	1057	147	286	49	10	12	129	108	219	59	27

DEDNIEL NUNEZ - RHP

#35

Height: 6'2" Weight: 180
Bats: Right Throws: Right

DOB: June 5, 1996
Opening Day Age: 22
Hometown: Cabrera, Dominican Republic

Obtained: Signed by the Mets as a non-drafted free agent in 2016.



YR TEAM	CLASS	W	L	ERA	G	GS	CG	SV	IP	H	R	ER	BB	SO
17 GCL Mets	Rookie	1	3	5.24	10	8	0	1	44.2	51	32	26	16	46
18 Kingsport	Adv-R	4	1	3.79	11	7	0	0	40.1	38	18	17	16	36
MINORS TOTALS		5	4	4.55	21	15	0	1	85.0	89	50	43	32	82


ANDREW MITCHELL - LHP

#25

Height: 6'1" Weight: 200
Bats: Left Throws: Left

DOB: October 23, 1994
Opening Day Age: 24
Hometown: New Orleans, LA
High School: Jesuit (LA)
College: Auburn

Obtained: Mets 14th round pick in the 2018 MLB First-Year Player Draft.



YR TEAM	CLASS	W	L	ERA	G	GS	CG	SV	IP	H	R	ER	BB	SO
18 Kingsport	Adv-R	1	2	0.75	10	0	0	2	12.0	11	6	1	3	16
18 Brooklyn	A-Short	1	1	1.64	8	0	0	0	11.0	10	5	2	3	16
MINORS TOTALS		2	3	1.17	18	0	0	2	23.0	21	11	3	6	32

BILLY OXFORD - RHP

#118

Height: 6'1" Weight: 220
Bats: Right Throws: Right

DOB: October 22, 1995
Opening Day Age: 23
Hometown: Peoria, AZ
High School: Sunrise Mountain (AZ)
College: Azusa Pacific (CA)

Obtained: Mets 27th-round pick in the 2017 MLB First-Year Player Draft.



YR TEAM	CLASS	W	L	ERA	G	GS	CG	SV	IP	H	R	ER	BB	SO
17 Kingsport	Adv-R	2	1	3.75	14	0	0	1	24.0	21	11	10	8	29
18 St. Lucie	Adv-A	0	0	0.00	2	0	0	0	3.1	4	4	0	1	1
18 Brooklyn	Short-A	8	1	1.34	26	0	0	0	40.1	36	8	6	14	26
MINORS TOTALS		10	2	2.13	42	0	0	0	67.2	61	23	16	23	56

2019 PLAYER PROFILES




DARWIN RAMOS - RHP

#34 #25

Height: 6'2" Weight: 210
Bats: Right Throws: Right

DOB: November 23, 1995
Opening Day Age: 23
Hometown: Puerto Cabello, Venezuela

Obtained: Signed by the Mets as a non-drafted free agent in 2012.



YR TEAM	CLASS	W	L	ERA	G	GS	CG	SV	IP	H	R	ER	BB	SO
13 DSL Mets 2	Rookie	3	2	3.43	11	11	0	0	42.0	37	17	16	5	40
14 GCL Mets	Rookie	2	4	3.96	10	7	0	0	38.2	39	26	17	12	30
15 Kingsport	Adv-R	2	4	4.47	10	8	0	0	46.1	47	24	23	20	41
16 Kingsport	Adv-R	0	3	5.31	13	5	0	1	39.0	44	33	23	16	42
17 St. Lucie	Adv-A	0	0	6.23	5	0	0	0	8.2	9	9	6	5	11
17 Brooklyn	A-Short	2	3	3.86	8	6	0	0	32.2	29	19	14	16	37
17 COLUMBIA	Low-A	2	3	4.81	12	5	0	0	39.1	47	24	21	19	27
18 COLUMBIA	Low-A	4	3	4.74	37	0	0	2	74.0	83	39	39	26	73
MINORS TOTALS		15	22	4.46	106	42	0	3	320.2	335	191	159	119	301


HAYDEN SENDER - C

#15

Height: 6'1" Weight: 210
Bats: Right Throws: Right

DOB: March 3, 1997
Opening Day Age: 22
Hometown: Hamilton, OH
High School: Lakota East HS (OH)
College: Miami (OH)

Obtained: Mets 24th-round pick in the 2018 MLB First-Year Player Draft.



YR TEAM	CLASS	AVG	G	AB	R	H	2B	3B	HR	RBI	BB	SO	SB	CS
18 Kingsport	Adv-R	.400	10	35	12	14	4	0	1	6	4	8	0	0
18 Brooklyn	Short-A	.250	22	68	9	17	3	1	0	12	9	23	0	1
MINORS TOTALS		.301	32	103	21	31	7	1	1	18	13	31	0	1


WALTER RASQUIN - INF/OF

#22

Height: 5'9" Weight: 200
Bats: Right Throws: Right

DOB: March 26, 1996
Opening Day Age: 23
Hometown: Caucagua, Venezuela

Obtained: Signed by the Mets as a non-drafted free agent in 2013.



YR TEAM	CLASS	AVG	G	AB	R	H	2B	3B	HR	RBI	BB	SO	SB	CS
13 DSL Mets1	Rookie	.167	4	12	1	2	0	0	0	0	3	4	1	0
14 DSL Mets2	Rookie	.321	58	165	33	53	11	2	1	23	25	22	12	4
15 GCL Mets	Rookie	.301	36	103	14	31	5	0	1	14	11	21	5	3
16 Kingsport	Adv-R	.294	49	187	24	55	3	3	2	20	16	31	8	3
17 Brooklyn	A-Short	.300	63	243	41	73	21	1	1	19	13	40	32	8
18 COLUMBIA	Low-A	.298	13	47	10	14	3	1	1	9	3	11	3	0
18 GCL Mets	Rookie	.524	6	21	3	11	1	1	1	8	4	4	5	1
18 Brooklyn	Short-A	.299	40	144	23	43	9	0	1	16	16	28	8	2
MINORS TOTALS		.306	269	922	149	282	53	8	8	109	91	161	74	21


BRIAN SHARP - INF

#7

Height: 6'2" Weight: 205
Bats: Left Throws: Right

DOB: February 18, 1997
Opening Day Age: 22
Hometown: Liberty, MO
High School: Liberty North HS (MO)
College: Missouri

Obtained: Mets 26th-round pick in the 2018 MLB First-Year Player Draft.



YR TEAM	CLASS	AVG	G	AB	R	H	2B	3B	HR	RBI	BB	SO	SB	CS
18 Brooklyn	Short-A	.250	50	168	20	42	4	2	5	22	25	72	8	2
MINORS TOTALS		.250	50	168	20	42	4	2	5	22	25	72	8	2

LUC RENNIE - RHP

#19

Height: 6'2" Weight: 215
Bats: Right Throws: Right

DOB: April 26, 1994
Opening Day Age: 24
Hometown: San Diego, CA
High School: Torrey Pines HS (CA)

Obtained: Signed by the Mets as a minor league free agent in 2018.



YR TEAM	CLASS	W	L	ERA	G	GS	CG	SV	IP	H	R	ER	BB	SO
12 GCL Orioles	Rookie	1	1	3.04	12	0	0	1	26.2	24	10	9	9	27
13 Aberdeen	Short-A	0	1	2.79	2	2	0	0	9.2	9	3	3	5	12
13 Frederick	Adv-A	1	2	5.56	3	2	0	0	11.1	11	9	7	6	6
13 Delmarva	Low-A	4	5	3.91	10	10	1	0	53.0	57	30	23	13	40
14 Aberdeen	Short-A	2	2	8.10	7	1	0	1	26.2	29	25	24	10	24
14 Delmarva	Low-A	3	7	6.21	17	15	0	0	87.0	131	71	60	21	72
15 Aberdeen	Short-A	0	0	5.14	2	2	0	0	7.0	8	4	4	5	7
16 Evansville	Ind.	1	4	7.33	18	7	0	0	46.2	60	42	38	30	41
17 Evansville	Ind.	7	5	2.91	13	12	0	0	77.1	71	36	25	39	66
18 Evansville	Ind.	4	1	2.31	10	10	0	0	62.1	51	20	16	20	70
18 COLUMBIA	Low-A	3	4	4.07	10	9	1	0	55.1	61	26	25	11	60
MINORS TOTALS		14	22	5.04	63	41	2	2	276.2	330	178	155	80	248
IND. TOTALS		12	10	3.82	41	29	0	0	186.1	182	98	79	89	177


THOMAS SZAPUCKI - LHP

#24

Height: 6'2" Weight: 205
Bats: Right Throws: Left

DOB: June 12, 1996
Opening Day Age: 22
Hometown: Palm Beach Gardens, FL
High School: Dwyer (FL)

Obtained: Mets 5th round pick in the 2015 MLB First-Year Player Draft.



YR TEAM	CLASS	W	L	ERA	G	GS	CG	SV	IP	H	R	ER	BB	SO
15 GCL Mets	Rookies	0	0	15.43	3	0	0	0	2.1	5	4	4	0	3
16 Kingsport	Adv-R	2	1	0.62	5	5	0	0	29.0	16	5	2	9	47
16 Brooklyn	Short-A	2	2	2.35	4	4	0	0	23.0	10	7	6	11	39
17 COLUMBIA	Low-A	1	2	2.79	6	6	0	0	29.0	24	10	9	10	27
18 DNP-Injury														
MINORS TOTALS		5	5	2.27	18	15	0	0	83.1	55	26	21	30	116



2019 PLAYER PROFILES


WILLY TAVERAS - RHP

#40

Height: 5'11" Weight: 155
Bats: Right Throws: Right

DOB: January 20, 1998
Opening Day Age: 21
Hometown: Villa Isabela, Dominican Republic

Obtained: Signed by the Mets as a non-drafted free agent in 2016.



YR TEAM	CLASS	W	L	ERA	G	GS	CG	SV	IP	H	R	ER	BB	SO
16 DSL Mets 2	Rookie	2	2	3.35	13	5	0	2	37.2	43	18	14	5	26
17 DSL Mets 2	Rookie	8	3	2.31	15	13	1	0	70.0	58	26	18	6	63
18 GCL Mets	Rookie	2	1	1.23	4	4	1	0	22.0	15	6	3	8	25
18 Kingsport	Adv-R	5	0	2.93	7	7	0	0	43.0	37	17	14	6	32
MINORS TOTALS		17	6	2.55	39	29	2	2	172.2	153	67	49	25	146

CHRIS VIALI - RHP

#29

Height: 6'9" Weight: 230
Bats: Right Throws: Right

DOB: September 28, 1995
Opening Day Age: 23
Hometown: Santa Cruz, CA
High School: Soquel (CA)
College: Stanford

Obtained: Mets 6th-round pick in the 2016 MLB First-Year Player Draft



YR TEAM	CLASS	W	L	ERA	G	GS	CG	SV	IP	H	R	ER	BB	SO
16 Kingsport	Adv-R	0	2	6.75	9	6	0	0	20.0	18	19	15	17	27
17 Brooklyn	A-Short	0	3	3.42	9	5	0	0	26.1	17	12	10	14	31
18 COLUMBIA	Low-A	3	7	4.75	15	15	0	0	66.1	61	42	35	41	94
MINORS TOTALS		3	12	4.79	33	26	0	0	112.2	96	73	60	72	152


JUAN URIARTE - C

#17

Height: 6'3" Weight: 182
Bats: Right Throws: Right

DOB: September 17, 1997
Opening Day Age: 21
Hometown: Los Mochis, Mexico

Obtained: Signed by the Mets as a non-drafted free agent in 2014.



YR TEAM	CLASS	AVG	G	AB	R	H	2B	3B	HR	RBI	BB	SO	SB	CS
15 DSL Mets 1	Rookie	.230	32	113	10	26	5	1	2	18	9	13	0	2
15 DSL Mets 2	Rookie	.339	20	59	13	20	6	0	1	16	10	12	1	1
16 GCL Mets	Rookie	.236	37	123	9	29	5	0	1	13	7	29	3	0
17 Kingsport	Adv-R	.305	52	200	36	61	13	1	5	36	15	31	0	0
18 Brooklyn	Short-A	.000	1	1	0	0	0	0	0	0	0	1	0	0
MINORS TOTALS		.274	142	496	68	136	29	2	9	83	41	86	4	3

MARK VIENTOS - INF

#13

Height: 6'4" Weight: 185
Bats: Right Throws: Right

DOB: December 11, 1999
Opening Day Age: 19
Hometown: Pembroke Pines, FL
High School: American Heritage (FL)

Obtained: Mets 2nd round pick in the 2017 MLB First-Year Player Draft.



YR TEAM	CLASS	AVG	G	AB	R	H	2B	3B	HR	RBI	BB	SO	SB	CS
17 GCL Mets	Rookie	.259	47	174	22	45	12	0	4	24	14	42	0	2
17 Kingsport	Adv-R	.294	4	17	1	5	2	0	0	2	1	4	0	0
18 Kingsport	Adv-R	.287	60	223	32	64	12	0	11	52	37	43	1	0
MINORS TOTALS		.275	111	414	55	114	26	0	15	78	52	89	1	2

2019 PLAYER PROFILES



JAISON VILERA - RHP

#33

Height: 6'1" Weight: 200
Bats: Right Throws: Right

DOB: June 19, 1997
Opening Day Age: 21
Hometown: Maracay, Venezuela

Obtained: Signed by the Mets as a non-drafted free agent in 2015.



YR	TEAM	CLASS	W	L	ERA	G	GS	CG	SV	IP	H	R	ER	BB	SO
16	DSL Mets 2	Rookie	1	1	2.73	7	6	0	1	26.1	20	8	8	10	22
16	DSL Mets 1	Rookie	4	0	0.59	6	4	0	0	30.1	18	3	2	10	22
17	GCL Mets	Rookie	3	1	1.88	11	8	1	0	62.1	43	18	13	17	56
18	Brooklyn	Short-A	5	2	1.83	13	13	0	0	73.2	50	20	15	22	78
MINORS TOTALS			13	4	1.78	37	31	1	1	192.2	131	49	38	59	178

EZEQUIEL ZABALETA - RHP

#4

Height: 6'0" Weight: 175
Bats: Right Throws: Right

DOB: August 20, 1995
Opening Day Age: 22
Hometown: Maria La Baja, Columbia

Obtained: Signed by the Mets as a non-drafted free agent in 2015.



YR	TEAM	CLASS	W	L	ERA	G	GS	CG	SV	IP	H	R	ER	BB	SO
15	DSL Mets 2	Rookie	0	1	4.50	1	0	0	0	2.0	2	1	1	1	3
16	DSL Mets 2	Rookie	2	0	0.60	3	3	0	0	15.0	8	2	1	3	12
16	GCL Mets	Rookie	0	2	3.28	9	3	0	1	24.2	23	12	9	2	20
17	Kingsport	Adv-R	2	3	6.68	12	12	0	0	62.0	82	51	46	26	40
18	St. Lucie	Adv-A	1	0	1.59	3	0	0	1	5.2	3	2	1	1	3
18	Brooklyn	Short-A	0	1	1.47	13	0	0	2	18.1	15	5	3	3	16
MINORS TOTALS			5	7	4.30	41	18	0	4	127.2	133	73	61	36	94

SIMEON WOODS-RICHARDSON - RHP

#21

Height: 6'3" Weight: 210
Bats: Right Throws: Right

DOB: September 27, 2000
Opening Day Age: 18
Hometown: Sugar Land, TX
High School: Kempner (TX)

Obtained: Mets 2nd-round pick in the 2018 MLB First-Year Player Draft.



YR	TEAM	CLASS	W	L	ERA	G	GS	CG	SV	IP	H	R	ER	BB	SO
18	GCL Mets	Rookie	1	0	0.00	5	2	0	1	11.1	9	2	0	4	15
18	Kingsport	Adv-R	0	0	4.50	2	2	0	0	6.0	6	3	3	0	11
MINORS TOTALS			1	0	1.56	7	4	0	1	17.1	15	5	3	4	26



LHP Anthony Kay



RHP Tony Dibrell



RHP David Peterson

A LOOK BACK




AT THE 2018 SEASON



INF Jeremy Vasquez



INF Hansel Moreno



OF Matt Winaker



2018 SEASON REVIEW

Three seasons of Columbia Fireflies baseball are officially in the books. The 2018 season – which began on April 5 at Spirit Communications Park and finished at SRP Park on September 3 – proved to be another [wonderful campaign](#) for the players, fans and the organization.

As has typically been the case, the Fireflies were again honored with numerous awards. This season, **Spirit Communications Park was named the best playing field in the South Atlantic League**. That was thanks in large part to the efforts of 2018 SAL Sports Turf Manager of the Year, **Danny Losito**. League managers and umpires made it abundantly clear that Columbia's field was the most outstanding in the league.

This spring and summer also saw the first wave of former Fireflies to reach the major leagues. Four players who had passed through Columbia – and as recently as just one year ago – fulfilled their lifelong dreams. The first was former South Atlantic League All-Star **Merandy Gonzalez**. The right-hander made his pro debut with the Marlins (after being traded from the Mets organization the prior year) in April. Left-hander **P.J. Conlon** would follow with a start for the Mets in May and soon after, pitcher **Tyler Bashlor** and outfielder **Kevin Kaczmarek** reached the Mets major league roster.

On the field, the Fireflies proved to be a competitive team. Two former first round draft choices, Anthony Kay and David Peterson, called Columbia home for a portion of the 2018 season. Both received promotions to advanced-A due to their success with the Fireflies and **Peterson would even go on to win the Mets Sterling Award for the class-A affiliate** (the Sterling Award is given annually to the top Mets prospect at each minor league level). Peterson, the 20th overall selection in the 2017 MLB First-Year Player Draft out of Oregon, was unflappable in nine starts with the Fireflies and posted a 1.82 ERA.

The Fireflies weren't only recognized for their work on the field. **Marcel Renteria won the Mets' coveted Community Service Award**. The pitcher [volunteered](#) on many occasions to visit with youngsters at the Palmetto Health Children's Hospital. Renteria also [participated in scrimmages](#) with Columbia-based special needs baseball teams and was always eager to sign autographs for fans. In addition, Renteria was a major asset throughout the season to the Fireflies staff, as he was able to bridge the language gap between the front office and Spanish-speaking Fireflies players. In fact, Marcel even led a focus group of our players to help develop logos and color schemes for the team's participation in Minor League Baseball's "[Copa de la Diversión](#)," or "Fun Cup." The Copa is a season-long event series specifically designed to embrace the culture and values that resonate most with participating teams' local Hispanic/Latino communities.

Six Fireflies were named South Atlantic League all-stars in 2018:

- RHP **Joe Cavallaro** – 8-2, 2.09 ERA, nine of his 12 starts were quality starts
- RHP **Trey Cobb** – 3-1, 2.22 ERA, recorded a team-best 10 saves
- C **Scott Manaea** – .261, 12 HRs, 53 RBI, threw out 29 base-stealers (3rd in SAL)
- LHP **David Peterson** – 1-4, 1.82 ERA, struck out a career-high 10 in a start on June 9
- 1B **Jeremy Vasquez** - .289, 6 HR, 44 RBI, recorded franchise-record 29-game on-base streak
- RHP **Stephen Villines** – 54 strikeouts in 33.1 IP, Columbia's BC Relief Pitcher of month (June)

The fans who passed through the gates at Spirit Communications Park were as passionate and energetic as ever. The highest-attended game in 2018 took place on July 4th. **There were 9,278 fans in attendance for the Fireflies' Independence Day celebration, the second-largest crowd in park history**. A spectacular fireworks display took place immediately after the game, sending fans home with smiles ear-to-ear.

Records were smashed as well. Columbia set new benchmarks for home runs (88) and punchouts (1241) in a season. **Matt Winaker** tied the single-season mark with 13 dingers and **Tony Dibrell** struck out a new Fireflies season-best 147 batters.

Also of note, two 2018 Fireflies – pitchers **Joe Cavallaro** and **Stephen Villines** – both reached as high as the double-A level.



**SOUTH ATLANTIC
LEAGUE'S BEST
PLAYING SUR-
FACE, 2018**



**2016 BALLPARK
DIGEST
BALLPARK
OF THE YEAR**



**FRANCHISE RECORD
9,629 FANS FOR
'TOTAL ECLIPSE OF
THE PARK' - 8/21/17**



2018 SOUTH ATLANTIC LEAGUE FINAL STANDINGS



First Half Standings

Northern Division	W	L	PCT	GB	Southern Division	W	L	PCT	GB
*Lakewood	41	28	.594	—	*Rome	40	29	.580	—
Kannapolis	39	28	.582	1.0	Augusta	37	31	.544	2.5
West Virginia	37	29	.561	2.5	Lexington	37	31	.544	2.5
Delmarva	35	32	.522	5.0	COLUMBIA	34	33	.507	5.0
Greensboro	34	35	.493	7.0	Charleston	33	35	.485	6.5
Hickory	30	38	.441	10.5	Asheville	27	42	.391	13.0
Hagerstown	27	41	.397	13.0	Greenville	25	44	.362	15.0

Second Half Standings

Northern Division	W	L	PCT	GB	Southern Division	W	L	PCT	GB
*Lakewood	46	23	.667	—	*Lexington	39	29	.574	—
Hickory	40	30	.571	6.5	Greenville	39	31	.557	1.0
West Virginia	34	33	.507	11.0	Asheville	37	31	.544	2.0
Kannapolis	35	35	.500	11.5	Rome	31	36	.463	7.5
Delmarva	33	34	.493	12.0	Charleston	31	37	.456	8.0
Greensboro	26	41	.388	19.0	COLUMBIA	30	37	.448	8.5
Hagerstown	25	40	.385	19.0	Augusta	30	39	.435	9.5

*Divisional Champions

Final Combined Standings

Team	W	L	PCT	GB	Home	Away	Div	Streak	Last 10
Lakewood (PHI)	87	51	.630	—	45-23	42-28	67-37	L1	8-2
Lexington (KC)	76	60	.559	10.0	40-27	36-33	44-36	L3	4-6
Kannapolis (CHW)	74	63	.540	12.5	43-24	31-39	49-40	W1	6-4
West Virginia (PIT)	71	62	.534	13.5	36-32	35-30	34-28	L2	7-3
Rome (ATL)	71	65	.522	15.0	37-29	34-36	49-44	L1	5-5
Delmarva (BAL)	68	66	.507	17.0	33-36	35-30	44-49	W1	5-5
Hickory (TEX)	70	68	.507	17.0	38-32	32-36	44-49	L3	4-6
Augusta (SF)	67	70	.489	19.5	34-34	33-36	49-49	W1	5-5
COLUMBIA (NYM)	64	70	.478	21.0	34-34	30-36	41-47	L1	4-6
Charleston (NYY)	64	72	.471	22.0	33-36	31-36	42-38	W2	5-5
Asheville (COL)	64	73	.467	22.5	33-33	31-40	44-51	W1	6-4
Greenville (BOS)	64	75	.460	23.5	30-40	34-35	53-57	W3	6-4
Greensboro (MIA)	60	76	.441	26.0	29-42	31-34	51-50	W3	3-7
Hagerstown (WAS)	52	81	.391	32.5	27-38	25-43	31-59	L1	2-8

2018 PLAYOFF RESULTS

Northern Division Championship (Best-of-3)

Lakewood defeated Kannapolis (2-0)

Southern Division Championship (Best-of-3)

Lexington defeated Rome (2-0)

Championship Series (Best-of-5)

Lexington defeated Lakewood (3-1)



2018 SOUTH ATLANTIC LEAGUE POSTSEASON ALL-STAR TEAM & AWARDS

<u>Position</u>	<u>Player</u>	<u>Club (Major League Affiliate)</u>
First Base	Chad Spanberger	Asheville (Colorado Rockies)
Second Base	Bret Boswell	Asheville (Colorado Rockies)
Third Base	Jean Carlos Encarnacion	Delmarva (Baltimore Orioles)
Shortstop	Oneil Cruz	West Virginia (Pittsburgh Pirates)
Outfield	Casey Golden	Asheville (Colorado Rockies)
	Seuly Matias	Lexington (Kansas City Royals)
	Drew Waters	Rome (Atlanta Braves)
Catcher	William Contreras	Rome (Atlanta Braves)
Designated Hitter	Calvin Mitchell	West Virginia (Pittsburgh Pirates)
Utility Infielder	Jake Scheiner	Lakewood (Philadelphia Phillies)
Utility Outfielder	Zach Jarrett	Delmarva (Baltimore Orioles)
RH Starting Pitcher	Denyi Reyes	Greenville (Boston Red Sox)
LH Starting Pitcher	Will Stewart	Lakewood (Philadelphia Phillies)
Reliever	Demarcus Evans	Hickory (Texas Rangers)

Six Fireflies were voted Mid-Season SAL All-Stars

(Joe Cavallaro, Trey Cobb, Scott Manea, David Peterson, Jeremy Vasquez, Stephen Villines)

MOST VALUABLE PLAYER: Casey Golden	Asheville (Colorado Rockies)
MOST OUTSTANDING PITCHER: Denyi Reyes	Greenville (Boston Red Sox)
MOST OUTSTANDING MLB PROSPECT: Oneil Cruz	West Virginia (Pittsburgh Pirates)
MANAGER OF THE YEAR: Darren Fenster	Greenville (Boston Red Sox)

2018 SOUTH ATLANTIC LEAGUE OUTSTANDING ACHIEVEMENT AWARDS

Club Merit Award:	Greensboro Grasshoppers
Community Service Award:	Delmarva Shorebirds
Excellence in Marketing:	Greenville Drive
Patriot Award:	Augusta GreenJackets
General Manager of the Year:	Donald Moore, Greensboro Grasshoppers
Sports Turf Manager of the Year:	Danny Losito, Columbia Fireflies
Female Executive of the Year:	Samantha Fischer, Asheville Tourists
Best Playing Field Award:	Spirit Communications Park, Columbia Fireflies
Athletic Trainer of the Year Award:	Kris Terrian, Lakewood BlueClaws
Sales Executive of the Year:	George Levandoski, West Virginia Power
Media Relations Director of the Year:	Greg Giombarrese, Lakewood BlueClaws
Bat Person of the Year:	Brandon Groomes, Hagerstown Suns
Visiting Clubhouse Manager of the Year:	Matt Seletsky, Charleston RiverDogs

2018 SOUTH ATLANTIC LEAGUE ATTENDANCE

<u>Team</u>	<u>Openings</u>	<u>Openings Lost</u>	<u>Total</u>	<u>Average</u>
1) Greensboro Grasshoppers	66	4	322,156	4,881
2) Greenville Drive	65	5	313,507	4,823
3) Lakewood BlueClaws	63	7	293,413	4,657
4) Charleston RiverDogs	68	2	305,040	4,486
5) Lexington Legends	63	7	281,134	4,462
6) Augusta GreenJackets	63	7	255,155	4,050
7) Columbia Fireflies	67	3	251,586	3,755
8) Delmarva Shorebirds	65	5	201,329	3,097
9) Asheville Tourists	60	10	170,389	2,840
10) Rome Braves	64	6	146,276	2,286
11) Hickory Crawdads	66	4	125,394	1,900
12) West Virginia Power	61	9	112,273	1,841
13) Hagerstown Suns	56	14	64,957	1,160
14) Kannapolis Intimidators	58	12	64,688	1,115



2018 SOUTH ATLANTIC LEAGUE FINAL STATISTICS

TEAM BATTING

TEAM	AVG	G	AB	R	H	2B	3B	HR	RBI	SAC	SF	HBP	BB	IBB	SO	SB	CS	DP	SLG	OBP
Greenville	.262	139	4681	619	1227	231	41	75	526	37	26	86	366	6	1199	90	52	85	.377	.325
Asheville	.260	137	4540	680	1180	231	35	156	619	53	37	94	331	10	1220	150	87	50	.429	.321
Lexington	.258	137	4463	682	1151	230	30	137	603	43	42	74	340	4	1276	164	70	52	.415	.318
Rome	.258	137	4561	578	1176	251	34	89	525	17	38	66	317	6	1137	78	40	85	.386	.313
Kannapolis	.254	137	4447	603	1128	245	27	85	545	34	41	64	393	8	1142	65	34	90	.378	.321
Lakewood	.251	138	4397	543	1105	230	28	95	492	35	52	62	355	9	1019	80	53	75	.381	.313
Delmarva	.250	134	4487	587	1120	214	31	81	523	7	28	64	365	2	1066	77	30	104	.365	.313
Hickory	.248	138	4468	573	1107	221	30	121	533	22	28	80	398	8	1208	145	48	78	.392	.319
West Virginia	.245	133	4239	611	1039	231	33	89	544	52	43	60	406	9	1168	104	55	76	.378	.317
Hagerstown	.243	133	4194	527	1021	223	27	74	478	43	44	64	411	3	1023	118	51	85	.362	.317
Charleston	.240	136	4398	501	1056	210	37	77	435	31	38	71	349	5	1066	86	60	89	.357	.304
Augusta	.239	137	4422	557	1055	191	35	86	481	32	38	107	401	3	1339	115	61	86	.356	.315
COLUMBIA	.237	134	4357	538	1031	203	37	88	486	15	38	84	406	6	1003	70	41	78	.361	.311
Greensboro	.236	136	4260	525	1007	201	23	95	478	44	36	53	371	5	1229	113	52	64	.361	.303

TEAM PITCHING

TEAM	W-L	ERA	G	GS	CG	SHO	GF	SV	IP	H	AB	TBF	R	ER	HR	HB	BB	SO	WHIP
Lakewood	87-51	2.74	138	138	7	23	131	49	1172.2	979	4304	4783	433	357	63	48	380	1305	1.21
Charleston	64-72	3.29	136	136	1	6	135	40	1171.0	1040	4404	4874	519	428	77	73	339	1116	1.09
Delmarva	68-66	3.39	134	134	42	10	132	30	1161.2	992	4288	4849	527	437	68	68	401	1100	1.18
West Virginia	71-62	3.40	133	133	1	11	132	38	1129.0	1040	4286	4762	540	427	98	55	350	1066	.94
Kannapolis	74-63	3.41	137	137	5	11	132	36	1162.2	1022	4314	4880	529	440	78	71	417	1077	.94
Augusta	67-70	3.54	137	137	2	13	132	39	1175.2	1044	4385	4925	544	463	99	80	382	1258	1.30
Lexington	76-60	3.61	137	137	2	11	135	36	1167.2	1119	4479	4982	591	469	129	83	349	1147	.96
Hickory	70-68	3.68	138	138	3	7	135	38	1172.1	1073	4406	4945	561	480	84	46	416	1197	1.25
Rome	71-65	3.73	137	137	1	10	136	36	1171.0	1085	4463	5056	614	485	86	90	422	1143	1.12
COLUMBIA	64-70	3.81	134	134	2	7	132	29	1166.0	1136	4447	4989	591	494	79	84	376	1241	.94
Greenville	64-75	3.95	139	139	5	8	134	30	1198.0	1186	4624	5137	651	526	120	97	351	1154	.94
Greensboro	60-76	4.25	136	136	5	10	131	32	1143.0	1209	4502	4961	639	540	134	80	321	1130	.88
Hagerstown	52-81	4.58	133	133	3	11	130	25	1106.1	1127	4303	4845	667	563	110	84	382	1030	.81
Asheville	64-73	4.64	137	137	1	4	136	34	1178.1	1351	4704	5177	718	608	123	70	323	1131	1.02

2018 SOUTH ATLANTIC LEAGUE BATTING AND PITCHING LEADERS

LEADING BATTING QUALIFIERS (MINIMUM 2.7 PA/LEAGUE GAME)

BATTER	CLUB	POS	AVG	G	AB	R	H	2B	3B	HR	RBI	TB	BB	SO	SB	CS	OBP	SLG
*Chad Spangberger	ASH	INF	.315	92	349	65	110	20	3	22	75	202	20	82	16	4	.363	.579
Jake Scheiner	LWD	INF	.296	122	453	65	134	30	5	13	67	213	49	81	10	6	.372	.470
#Manuel Geraldo	AUG	INF	.294	124	486	71	143	15	1	9	52	187	30	121	24	9	.337	.385
*Bret Boswell	ASH	INF	.288	97	379	69	109	20	4	17	50	188	21	103	7	5	.331	.496
*Oneil Cruz	WV	INF	.286	103	402	66	115	25	7	14	59	196	34	100	11	5	.343	.488
*Nick Pratto	LEX	INF	.280	127	485	79	136	33	2	14	62	215	45	150	22	5	.343	.443
*Calvin Mitchell	WV	OF	.280	119	443	55	124	29	3	10	65	160	41	109	4	5	.344	.427
Casey Golden	ASH	OF	.278	124	461	92	128	23	3	34	95	259	38	180	24	8	.359	.562
Zach Jarrett	DEL	OF	.277	129	501	74	139	26	6	14	72	219	41	136	4	2	.342	.437
Ryan Vilade	ASH	INF	.274	124	457	77	125	20	4	5	44	168	49	96	17	13	.353	.368

LEADING PITCHING QUALIFIERS (MINIMUM 0.8 IP/ LEAGUE GAME)

PITCHER	CLUB	W-L	ERA	G	GS	CG	SHO	IP	H	R	ER	HR	HB	BB	SO	WHIP
Denyi Reyes	GVL	10-3	1.89	21	18	2	1	123.2	92	33	26	11	4	13	122	0.85
*Will Stewart	LWD	8-1	2.06	20	20	2	2	113.2	90	29	26	5	3	21	90	0.98
Tyler Phillips	HIC	11-5	2.67	22	22	1	1	128.0	117	41	38	4	3	14	124	1.02
Brenan Haniffee	DEL	8-6	2.86	23	23	1	0	132.0	120	48	42	8	7	22	85	1.08
*Cameron Bishop	DEL	9-7	2.94	22	22	1	0	125.2	107	47	41	5	6	20	99	1.01
Kutter Crawford	GVL	5-4	2.96	21	21	0	0	112.1	104	45	37	6	7	34	120	1.23
*Domingo Robles	WV	9-6	2.97	21	21	0	0	115.0	118	60	38	8	4	26	88	1.25
*Jhonathan Diaz	GVL	11-8	3.00	26	26	1	2	153.0	123	60	51	6	16	39	147	1.06
Reid Anderson	HIC	8-6	3.22	23	19	1	0	117.1	102	55	42	2	4	30	102	1.13
*Damon Jones	LWD	10-7	3.41	23	22	0	1	113.1	105	53	43	7	4	50	123	1.37

*Lefty, #Switch



2018 COLUMBIA HITTING STATISTICS

PLAYERS	AVG	GI---GAMES BY POSITION---																									
		G	AB	R	H	2B	3B	HR	RBI	BB	IBB	SO	SB	CS	OBP	SLG	SF	SAC	HBP	DP	1B	2B	3B	SS	OF	C	E
Giovanny Alfonzo	.215	75	251	26	54	12	1	2	26	19	0	47	1	5	.274	.295	2	3	2	3	13	31	16	6	4	0	8
Wuilmer Becerra	.265	19	68	5	18	2	0	0	4	3	0	21	2	1	.306	.294	0	0	1	2	0	0	0	0	18	0	1
*Jose Brizuela	.224	33	116	14	26	3	0	3	11	8	0	25	0	0	.272	.328	1	0	0	0	12	3	19	0	0	0	8
*Quinn Brodey	.217	84	314	36	68	14	5	10	46	26	0	93	7	2	.287	.389	2	0	6	3	0	0	0	0	82	0	3
Edgardo Fermin	.210	109	429	56	90	14	5	10	46	26	0	93	9	8	.261	.343	7	3	4	7	0	0	0	83	27	0	18
*Raphael Gladu	.275	71	262	31	72	13	4	1	25	16	1	41	12	5	.323	.366	1	1	3	4	0	0	0	0	68	0	3
*Jay Jabs	.167	36	114	12	19	6	2	2	9	9	0	36	0	0	.244	.307	1	0	3	3	1	0	0	0	26	2	5
Scott Manaea	.261	100	345	48	90	23	0	12	53	35	1	66	0	0	.368	.432	1	0	24	10	0	0	0	0	0	65	7
Jose Mena	.000	2	6	0	0	0	0	0	0	0	0	3	0	0	.000	.000	0	0	0	0	0	0	0	0	0	2	0
*David Miranda	.250	21	376	9	19	3	0	0	6	6	0	17	0	1	.321	.289	0	0	2	1	0	0	0	0	21	0	1
#Hansel Moreno	.248	89	319	44	79	16	4	8	33	24	0	101	21	11	.307	.398	2	5	4	3	0	15	22	42	13	0	17
#Oliver Pascual	.091	17	55	2	5	1	0	0	1	2	0	16	0	1	.123	.109	0	1	0	3	0	7	3	7	0	0	1
*Dionis Paulino	.259	49	174	19	45	6	0	6	18	10	0	47	5	1	.299	.397	0	0	0	5	31	0	0	0	14	0	6
Walter Rasquin	.298	13	47	10	14	3	1	1	9	3	0	11	3	0	.353	.468	0	1	1	2	0	4	0	0	6	0	1
*Zach Rheams	.226	45	155	19	35	8	0	8	25	15	0	48	0	0	.313	.432	1	0	5	2	0	0	0	0	28	0	1
Dan Rizzie	.318	6	22	3	7	0	0	0	2	1	0	3	0	0	.375	.318	0	0	1	0	0	0	0	0	0	6	0
Ali Sanchez	.259	50	193	26	50	11	1	4	22	10	0	23	1	1	.293	.389	2	0	0	4	0	0	0	0	0	36	3
Carlos Sanchez	.178	32	107	6	19	2	0	0	5	3	0	23	0	1	.198	.196	1	0	0	1	3	0	0	0	0	28	1
#Rigoberto Terrazas	.176	85	295	21	52	7	1	0	20	30	0	58	0	0	.252	.207	1	1	0	11	1	0	77	0	0	0	11
*Blake Tiberi	.265	83	298	53	79	13	1	4	27	53	0	61	5	1	.379	.356	4	0	4	5	0	77	0	0	0	0	7
*Jeremy Vasquez	.289	80	284	33	82	18	3	6	44	43	0	65	0	0	.383	.437	4	0	3	7	75	0	30	0	0	0	6
*Matt Winaker	.237	121	425	65	108	23	7	13	61	62	4	88	4	3	.370	.433	8	0	21	3	0	0	0	0	98	0	2
Totals	.237	134	4357	538	1031	203	37	88	486	406	6	1003	70	41	.311	.361	38	15	84	78							126

2018 COLUMBIA PITCHING STATISTICS

PITCHERS	W-L	ERA	G	GS	CG	SHO	SV	SVO	IP	H	R	ER	HR	HB	BB	IBB	SO	BK	WP	AVG	AB	TBF	SF	GF	HLD
Yeizo Campos	3-4	3.88	17	7	0	0	1	1	67.1	65	33	29	4	2	18	1	64	0	0	.255	255	279	3	5	0
Briam Campusano	1-1	3.55	3	2	0	0	0	0	12.2	15	6	5	0	0	3	0	15	0	3	.294	55	55	1	1	0
Joe Cavallaro	8-2	2.09	13	12	0	0	0	0	77.1	54	24	18	5	4	26	0	83	0	2	.199	272	307	3	1	0
Cannon Chadwick	0-0	12.60	4	0	0	0	0	0	5.0	7	7	7	1	2	6	0	7	0	0	.368	19	30	2	0	0
Trey Cobb	3-1	2.22	27	0	0	0	10	12	28.1	34	12	7	4	3	4	1	33	0	2	.298	114	123	0	23	1
Nicolas Debora	3-5	3.65	21	7	0	0	0	0	74.0	72	37	30	4	7	27	2	64	0	5	.252	286	323	2	6	0
Tony Dibrell	7-6	3.50	23	23	1	0	0	0	131.0	112	60	51	10	9	54	1	147	1	12	.228	491	560	2	0	0
Jeff Diehl	0-0	8.10	4	0	0	0	0	0	3.1	3	4	3	2	1	4	0	4	0	1	.231	13	19	1	2	0
*Aaron Ford	2-2	2.03	19	0	0	0	1	2	26.2	27	8	6	0	1	2	0	32	0	2	.260	104	109	0	9	2
Zac Grotz	3-7	4.61	13	13	0	0	0	0	80.0	191	51	41	4	9	12	0	83	0	3	.284	320	346	3	0	0
Taylor Henry	1-2	4.33	25	0	0	0	0	0	35.1	36	20	17	0	1	11	2	24	0	2	.261	138	154	0	12	3
Carlos Hernandez	1-3	3.59	28	0	0	0	4	5	42.2	31	21	17	4	3	19	1	51	1	3	.205	151	178	2	10	4
Trent Johnson	0-0	5.00	6	0	0	0	0	0	9.0	13	8	5	2	1	6	0	4	0	0	.342	38	46	1	3	0
*Anthony Kay	6-0	4.54	13	13	0	0	0	0	69.1	73	41	35	6	6	22	0	78	0	5	.275	265	300	6	0	0
Conner O'Neil	4-3	2.86	27	27	0	0	4	5	44.0	38	17	14	1	1	16	0	56	0	5	.230	165	183	0	17	3
Joshua Payne	1-4	4.39	28	28	0	0	1	5	41.0	44	25	20	4	4	10	2	43	0	6	.278	158	176	3	11	1
*David Peterson	4-3	1.82	9	9	0	0	0	0	59.1	46	16	12	1	4	11	0	57	1	0	.214	215	232	1	0	0
Darwin Ramos	3-4	4.74	37	0	0	0	2	3	74.0	83	39	39	2	1	26	0	73	1	15	.283	293	324	3	12	4
Luc Rennie	3-4	4.07	10	9	1	0	0	0	55.1	61	26	25	4	4	11	0	60	0	6	.277	220	237	2	0	0
Marcel Renteria	5-3	4.23	15	15	0	0	0	0	76.2	77	43	36	6	7	23	0	72	1	1	.269	286	324	3	0	0
Ronald Sanchez	0-0	5.19	6	0	0	0	0	0	8.2	9	6	5	1	1	5	0	8	0	2	.273	33	42	3	2	0
Ryan Selmer	0-0	0.00	2	0	0	0	0	0	3.0	1	0	0	0	0	0	0	1	0	0	.091	11	11	0	2	0
*Jake Simon	0-5	4.04	11	9	0	0	0	0	42.1	50	24	19	4	2	14	0	34	0	2	.294	170	189	2	0	0
Chris Viall	3-7	4.75	15	15	0	0	0	0	66.1	61	42	35	8	9	41	0	94	0	14	.244	250	304	4	0	0
Stephen Villines	2-4	4.86	24	0	0	0	6	8	33.1	33	21	18	2	2	5	0	54	0	2	.256	129	138	0	16	3
Totals	64-70	3.81	134	134	2	7	29	41	1166.0	1136	591	494	79	84	376	5	1241	5	94	.255	4447	4989	47	132	21

*Left-Handed



2018 FIREFLIES 1st HALF DAY-BY-DAY

APRIL (12-12, Batting Average: .251, ERA: 3.79)

Date/Opponent	Result	Record	Div. Stand (GB)	Winning Pitcher	Losing Pitcher	Save	Time/Attendance
April 5 vs. AUG, 7:05	W, 4-2	1-0	T-1st (+1.0)	Conner O'Neil (1-0)	Jason Bahr (0-1)	Trey Cobb (1)	2:56 / 6,824
April 6 vs. AUG, 7:05	W, 7-2	2-0	T-1st (+1.0)	Joe Cavallaro (1-0)	Camilo Doval (0-1)	—	2:37 / 4,183
April 7 vs. AUG, 6:05	L, 6-2	2-1	4th (-1.0)	C.J. Gettman (1-0)	Jake Simon (0-1)	Olbis Parra (1)	3:18 / 2,611
April 8 vs. AUG, 2:05	L, 10-5	2-2	T-2nd (-1.0)	Franklin Van Gorp (1-0)	Stephen Villines (0-1)	—	3:29 / 3,291
April 9 vs. HAG, 7:05	W, 8-3	3-2	T-2nd (-1.0)	Nicolas Debora (1-0)	Jackson Stoeckinger (0-1)	—	2:34 / 1,569
April 10 vs. HAG, 7:05	L, 9-3	3-3	3rd (-2.0)	Ben Braymer (1-0)	Marcel Renteria (0-1)	—	3:06 / 2,543
April 11 vs. HAG, 7:05	W, 8-3	4-3	T-3rd (-2.0)	Josh Payne (1-0)	Carlos Acevedo (0-1)	—	2:35 / 2,613
April 12 @ ASH, 7:05	W, 7-5 (10)	5-3	T-2nd (-2.0)	Stephen Villines (1-1)	Tommy Doyle (1-1)	—	3:10 / 4,269
April 13 @ ASH, 7:05	L, 5-1	5-4	T-2nd (-2.0)	Garrett Schilling (1-0)	Jake Simon (0-2)	Lucas Gilbreath (2)	2:36 / 3,377
April 14 @ ASH, 6:05	W, 7-6	6-4	T-2nd (-2.0)	Joshua Payne (2-0)	Tommy Doyle (1-2)	Trey Cobb (2)	2:51 / 3,152
April 15 @ ASH, 2:05	CAN, Rain	6-4	T-2nd (-2.0)	—	—	—	—
April 16 @ GVL, 7:05	W, 7-1	7-4	T-2nd (-1.0)	Chris Viall (1-0)	Alex Scherff (0-2)	—	3:00 / 3,676
April 17 @ GVL, 7:05	W, 7-5	8-4	T-1st (+0.5)	Marcel Renteria (1-1)	Jhonathan Diaz (1-1)	Stephen Villines (1)	3:08 / 4,564
April 18 @ GVL, 7:05	W, 8-4	9-4	1st (+1.0)	David Peterson (1-0)	Kutter Crawford (0-1)	—	2:58 / 3,504
April 19 vs. HIC, 7:05	L, 10-5	9-5	T-1st (+1.0)	Dario Beltre (1-0)	Tony Dibrell (0-1)	Josh Advocate (1)	3:31 / 4,052
April 20 vs. HIC, 7:05	W, 6-3	10-5	1st (+1.0)	Joe Cavallaro (2-0)	A.J. Alexy (0-1)	Stephen Villines (2)	2:35 / 4,811
April 21 vs. HIC, 6:05	L, 4-1	10-6	T-1st (+1.0)	Jean Casanova (1-1)	Jake Simon (0-3)	Grant Zawadzki (1)	2:56 / 5,479
April 22 vs. HIC, 2:05	W, 5-0	11-6	1st (+1.0)	Anthony Kay (1-0)	Reid Anderson (1-2)	—	2:16 / 4,061
April 23 @ CHS, 7:05	PPD to 4/24	—	—	—	—	—	—
April 24 @ CHS, DH, G1	L 7-5 (8)	11-7	—	Chad Martin (1-0)	Carlos Hernandez (0-1)	—	2:29 / —
April 24 @ CHS, DH, G2	L 2-1 (7)	11-8	3rd (-1.0)	Nick Nelson (1-1)	Chris Viall (1-1)	Matt Wivinis (6)	2:04 / 2,507
April 25 @ CHS, 7:05	W, 6-5 (10)	12-8	3rd (-1.5)	Aaron Ford (1-0)	Luis Ceden (0-1)	Trey Cobb (3)	3:46 / 2,842
April 26 @ CHS, 7:05	L, 3-2	12-9	T-3rd (-2.5)	Brian Trieglaff (2-1)	Nicolas Debora (1-1)	—	3:14 / 4,322
April 27 @ AUG, 7:05	L, 6-0	12-10	T-3rd (-3.5)	Joey Marciano (2-0)	Joe Cavallaro (2-1)	—	2:29 / 5,045
April 28 @ AUG, 6:05	L, 3-2	12-11	T-3rd (-4.5)	Jason Bahr (2-1)	Anthony Kay (1-1)	Frank Rubio (4)	2:43 / 5,694
April 29 @ AUG, 2:05	L, 2-0	12-12	4th (-5.5)	John Russell (3-0)	Chris Viall (1-2)	Franklin Van Gorp (3)	2:27 / 5,327
April 30	—	—	—	—	—	—	—

MAY (16-11, Batting Average: .239, ERA: 3.13)

May 1 vs. LEX, 7:05	L, 7-6	12-13	4th (-5.5)	Julio Pinto (2-0)	Stephen Villines (1-2)	Carter Hope (1)	3:06 / 2,440
May 2 vs. LEX, 11:05	W, 9-1	13-13	4th (-5.5)	Marcel Renteria (2-1)	Collin Snider (1-3)	—	2:44 / 6,282
May 3 vs. LEX, 7:05	W, 4-3	14-13	4th (-4.5)	Trey Cobb (1-0)	Tyler Zuber (0-1)	—	2:51 / 3,305
May 4 vs. LWD, 7:05	W, 2-1	15-13	T-3rd (-3.5)	Joe Cavallaro (3-1)	Kyle Dohy (1-2)	—	2:29 / 5,682
May 5 vs. LWD, 6:05	W, 9-7	16-13	3rd (-3.5)	Conner O'Neil (2-0)	Luis Ramirez (0-4)	Stephen Villines (3)	2:56 / 4,923
May 6 vs. LWD, 2:05	W, 10-7	17-13	3rd (-3.5)	Joshua Payne (3-0)	Randy Alcantara (0-1)	Trey Cobb (4)	3:06 / 4,131
May 7 vs. LWD, 11:05	L, 5-1 (10)	17-14	3rd (-3.5)	Addison Russ (4-0)	Stephen Villines (1-3)	—	2:22 / 4,273
May 8	—	—	—	—	—	—	—
May 9 @ HIC, 6:00	L, 11-10	17-15	3rd (-3.0)	Sal Mendez (1-2)	Trey Cobb (1-1)	—	3:40 / 1,552
May 10 @ HIC, 7:00	L, 5-2	17-16	3rd (-4.0)	Alex Eubanks (2-3)	Tony Dibrell (0-2)	Alex Speas (3)	2:24 / 2,177
May 11 @ HIC, 7:00	W, 8-3	18-16	3rd (-3.0)	Joe Cavallaro (4-1)	A.J. Alexy (1-3)	—	3:02 / 2,811
May 12 vs. DEL, 6:05	L, 8-7	18-17	3rd (-3.0)	Travis Seabrooke (1-1)	Josh Payne (3-1)	—	3:14 / 4,252
May 13 vs. DEL, 2:05	W, 5-4 (10)	19-17	3rd (-3.0)	Trey Cobb (2-1)	Reed Hayes (0-1)	—	2:38 / 2,364
May 14 vs. DEL, 7:05	L, 1-0	19-18	3rd (-4.0)	Michael Baumann (5-0)	David Peterson (1-1)	Zach Muckenhirn (3)	2:14 / 2,340
May 15 vs. DEL, 7:05	W, 9-8 (10)	20-18	3rd (-3.5)	Stephen Villines (2-3)	Reed Hayes (0-2)	—	3:44 / 4,206
May 16	—	—	—	—	—	—	—
May 17 @ CHS, 7:05	W, 2-1	21-18	3rd (-3.5)	Tony Dibrell (1-2)	Anderson Severino (0.2)	Stephen Villines (4)	2:40 / 4,310
May 18 @ CHS, 7:05	W, 3-1	22-18	3rd (-3.5)	Joe Cavallaro (5-1)	Jio Orozco (0-1)	Trey Cobb (5)	2:33 / 4,539
May 19 @ CHS, 6:05	L, 5-1	22-19	3rd (-4.5)	Alexander Vargas (2-0)	Anthony Kay (1-2)	—	2:41 / 4,782
May 20 @ CHS, 5:05	L, 2-1	22-20	T-3rd (-5.0)	Austin DeCarr (1-0)	David Peterson (1-2)	Braden Bristo (1)	2:22 / 6,129
May 21 vs. WV, 7:05	L, 3-2 (11)	22-21	4th (-6.0)	Blake Weiman (1-0)	Taylor Henry (0-1)	—	3:22 / 2,540
May 22 vs. WV, 7:05	W, 5-4	23-21	T-3rd (-5.5)	Conner O'Neil (3-0)	Ike Schlabach (0-1)	—	2:38 / 3,357
May 23 vs. WV, 11:05	W, 6-5	24-21	3rd (-5.0)	Aaron Ford (2-0)	Beau Sulser (2-2)	Trey Cobb (6)	2:44 / 6,809
May 24 vs. WV, 7:05	CAN, Rain	—	—	—	—	—	—
May 25 vs. GVL, 7:05	W, 3-1	25-21	3rd (-5.0)	Joe Cavallaro (6-1)	Alex Scherff (0-4)	Stephen Villines (5)	2:30 / 3,750
May 26 vs. GVL, 6:05	W, 9-2	26-21	3rd (-5.0)	Anthony Kay (2-2)	Hildemaro Requena (0-1)	—	3:07 / 4,553
May 27 vs. GVL, 6:05	L, 3-0	26-22	T-3rd (-5.5)	Denyi Reyes (4-3)	David Peterson (1-3)	—	2:06 / 4,759
May 28 vs. GVL, 12:05	CAN, Rain	—	—	—	—	—	—
May 29 @ CHS, 7:05	W, 3-2	27-22	T-3rd (-5.0)	Briam Campusano (1-0)	Dalton Higgins (1-1)	—	2:57 / 3,013
May 30 @ CHS, 11:05	W, 2-1	28-22	3rd (-4.5)	Tony Dibrell (2-2)	J.P. Sears (0-4)	Trey Cobb (7)	2:41 / 4,821
May 31 @ CHS, 7:05	L, 5-4	28-23	T-3rd (-5.5)	Kyle Zurak (2-1)	Darwin Ramos (0-1)	—	3:05 / 4,270

JUNE (6-10, Batting Average: .233, ERA: 3.40)

June 1 @ ROM, 7:00	L, 7-1	28-24	4th (-6.0)	Hayden Deal (4-0)	Anthony Kay (2-3)	—	2:45 / 2,092
June 2 @ ROM, 6:00	L, 3-1	28-25	4th (-6.0)	Bruce Zimmerman (7-2)	David Peterson (1-4)	Kelvin Rodriguez (5)	2:20 / 2,943
June 3 @ ROM, 2:00	L, 5-3	28-26	4th (-6.0)	Freddy Tarnok (3-0)	Chris Viall (1-3)	—	2:56 / 1,737
June 4	—	—	—	—	—	—	—
June 5 vs. CHS, 7:05	L, 5-1	28-27	4th (-6.5)	Janson Junk (1-1)	Jake Simon (0-4)	—	2:27 / 3,578
June 6 vs. CHS, 7:05	L, 6-5	28-28	4th (-6.5)	Greg Weissert (2-2)	Darwin Ramos (0-2)	Kyle Zurak (4)	2:56 / 2,636
June 7 vs. CHS, 7:05	L, 4-2	28-29	5th (-7.0)	Daniel Ramos (4-2)	Stephen Villines (2-4)	Braden Bristo (3)	2:52 / 3,816
June 8 vs. AUG, 7:05	W, 4-1	29-29	4th (-6.0)	Carlos Hernandez (1-1)	John Russell (5-2)	Stephen Villines (6)	2:39 / 4,127
June 9 vs. AUG, 6:05	W, 2-1 (10)	30-29	4th (-6.0)	Trey Cobb (3-1)	Olbis Parra (1-3)	—	3:04 / 4,179
June 10 vs. AUG, 2:05	W, 4-0	31-29	4th (-5.0)	Chris Viall (2-3)	Joey Marciano (4-2)	Yeizo Campos (1)	2:45 / 3,092
June 11 @ LEX, 7:05	L, 3-0 (8)	31-30	4th (-6.0)	Jacob Condra-Bogan (1-0)	Briam Campusano (1-1)	Andrew Beckwith (2)	2:58 / 3,045
June 12 @ LEX, 7:05	L, 2-1 (5)	31-31	4th (-7.0)	Sal Biasi (2-2)	Tony Dibrell (2-3)	—	2:10 / 4,211
June 13 @ LEX, 10:35	W, 4-0	32-31	4th (-6.5)	Joe Cavallaro (7-1)	Andres Sotillet (5-3)	—	2:37 / 4,665
June 14 @ LEX, 7:05	W, 9-4	33-31	4th (-5.5)	Anthony Kay (3-3)	Yefri Del Rosario (0-2)	—	3:16 / 6,155
June 15 @ HAG, 7:05	L, 3-2 (10)	33-32	4th (-5.5)	Steven Fuentes (2-1)	Aaron Ford (2-1)	—	2:18 / 1,403
June 16 @ HAG, 6:05	L, 12-6	33-33	4th (-5.5)	Matthew DeRosier (3-4)	Chris Viall (2-4)	—	2:56 / 1,209
June 17 @ HAG, 2:05	W, 8-2	34-33	4th (-5.0)	Yeizo Campos (1-0)	Andrew Lee (2-1)	—	3:02 / 1,279



2018 FIREFLIES 2nd HALF DAY-BY-DAY

JUNE (11-14, Batting Average: .244, ERA: 3.27)

Date/Opponent	Result	Record	Div. Stand (GB)	Winning Pitcher	Losing Pitcher	Save	Time/Attendance
June 21 vs. LWD, 7:05	L, 8-1	0-1, 34-34	T-2nd (-1.0)	Kyle Young (2-3)	Anthony Kay (3-4)	---	2:50 / 3,550
June 22 vs. LWD, 7:05	W, 9-1	1-1, 35-34	T-2nd (-1.0)	Tony Dibrell (3-3)	Spencer Howard (3-7)	---	3:10 / 4,016
June 23 vs. LWD, 6:05	L, 2-0	1-2, 35-35	T-4th (-2.0)	Damon Jones (6-2)	Joe Cavallaro (7-2)	Zach Warren (2)	2:27 / 4,487
June 24 @ LEX, 4:35	W, 5-3	2-2, 36-35	T-2nd (-1.0)	Zac Grotz (1-0)	Garrett Davila (3-4)	Trey Cobb (8)	2:15 / 6,295
June 25 @ LEX, 7:05	W, 6-3	3-2, 37-35	2nd (-0.5)	Darwin Ramos (1-2)	Holden Capps (0-1)	Conner O'Neil (1)	3:10 / 3,586
June 26 @ LEX, 7:05	CAN, Rain						
June 27 vs. ASH, 7:05	PPD, Rain						
June 28 vs. ASH, DH, G1	L, 5-3 (9)	3-3, 37-36	---	Robert Tyler (4-1)	Aaron Ford (2-2)	---	2:44 / ---
June 28 vs. ASH, DH, G2	W, 4-2 (7)	4-3, 38-36	3rd (-1.5)	Anthony Kay (4-4)	Antonio Santos (1-10)	Trey Cobb (9)	2:11 / 3,304
June 29 vs. ASH, 7:05	L, 5-3 (10)	4-4, 38-37	T-2nd (-1.5)	Tommy Doyle (6-4)	Taylor Henry (0-2)	Braxton Lorenzini (1)	3:20 / 4,106
June 30 @ AUG, 6:05	W, 3-2	5-4, 39-37	3rd (-1.5)	Joe Cavallaro (8-2)	John Russell (5-5)	Trey Cobb (10)	2:45 / 4,007

JULY (11-18, Batting Average: .219, ERA: 4.02)

July 1 @ AUG, 5:05	L, 11-2	5-5, 39-38	3rd (-2.0)	Tyler Schimpf (3-2)	Zac Grotz (1-1)	---	3:23 / 2,350
July 2 @ AUG, 7:05	W, 16-8	6-5, 40-38	3rd (-2.5)	Darwin Ramos (2-2)	Garrett Cave (4-4)	---	3:51 / 3,219
July 3 @ AUG, 6:35	W, 2-1	7-5, 41-38	3rd (-1.5)	Joshua Payne (4-1)	J.J. Santa Cruz (0-1)	Carlos Hernandez (1)	3:20 / 6,029
July 4 vs. GVL, 6:05	L, 4-2	7-6, 41-39	3rd (-1.5)	Denyl Reyes (7-3)	Nicolas Debora (1-2)	Dominic LoBrutto (2)	2:41 / 9,278
July 5 vs. GVL, 7:05	L, 4-2	7-7, 41-40	3rd (-2.5)	Kutter Crawford (3-4)	Tony Dibrell (3-4)	Devon Fisher (4)	2:54 / 2,510
July 6 vs. GVL, 7:05	L, 7-3	7-8, 41-41	4th (-3.5)	Hildemaro Requena (3-1)	Zac Grotz (1-2)	---	3:06 / 3,046
July 7 vs. CSC, 6:05	L, 6-5	7-9, 41-42	T-4th (-4.5)	Janson Junk (3-1)	Yeizo Campos (1-1)	Alexander Vargas (3)	3:07 / 4,176
July 8 vs. CSC, 2:05	L, 9-6	7-10, 41-43	T-4th (-5.5)	Dalton Higgins (4-2)	Carlos Hernandez (1-2)	---	2:48 / 2,605
July 9 vs. CSC, 7:05	W, 2-1	8-10, 42-43	T-4th (-4.5)	Chris Viall (3-4)	Reiver Sanmartin (0-2)	Darwin Ramos (1)	2:40 / 2,496
July 10							
July 11 @ HAG, 7:05	W, 5-0	9-10, 43-43	4th (-3.5)	Nicholas Debora (2-2)	Tomas Alastre (3-4)	---	2:33 / 1,710
July 12 @ HAG, 7:05	L, 6-0	9-11, 43-44	4th (-3.5)	Andrew Lee (3-2)	Tony Dibrell (3-5)	---	2:20 / 1,102
July 13 @ HAG, 7:05	W, 7-6	10-11, 44-44	4th (-2.5)	Darwin Ramos (2-2)	Jared Brasher (0-2)	Carlos Hernandez (2)	3:06 / 1,348
July 14 @ LWD, 7:05	L, 5-2	10-12, 44-45	4th (-3.5)	David Parkinson (7-1)	Yeizo Campos (1-2)	Zach Warren (7)	2:39 / 7,359
July 15 @ LWD, 1:05	PPD						
July 16 @ LWD, 5:05	W, 2-0	11-12, 45-45	4th (-3.5)	Luc Rennie (1-0)	Gustavo Armas (0-1)	Carlos Hernandez (3)	1:51 / --
July 16 @ LWD, DH, G2	L, 12-6	11-13, 45-46	4th (-3.5)	Will Stewart (7-0)	Chris Viall (3-5)	---	2:43 / 2,759
July 17 @ LWD, 11:05	L, 6-2	11-14, 45-47	T-4th (-3.5)	Jonathan Hennigan (1-1)	Nicolas Debora (2-3)	---	3:15 / 5,267
July 19 vs. AUG, 7:05	W, 5-2	12-14, 46-47	T-4th (-3.5)	Tony Dibrell (4-5)	JJ Santa Cruz (0-2)	Conner O'Neil (2)	2:41 / 4,122
July 20 vs. AUG, 7:05	L, 5-3	12-15, 46-48	4th (-3.5)	John Gavin (5-3)	Zac Grotz (1-3)	Camilo Doval (5)	2:43 / 5,076
July 21 vs. AUG, 6:05	L, 7-5 (11)	12-16, 46-49	5th (-4.5)	John Russell (6-5)	Carlos Hernandez (1-3)	---	3:58 / 4,509
July 22 vs. AUG, 2:05	W, 2-1	13-16, 47-49	5th (-4.0)	Conner O'Neil (4-0)	John Timmins (0-1)	---	2:28 / 2,371
July 23 @ ROM, 7:00	PPD						
July 24 @ ROM, 5:00	L, 4-1	13-17, 47-50	---	Odalvi Javier (3-7)	Chris Viall (3-6)	Kelvin Rodriguez (11)	1:56 / ---
July 24 @ ROM, DH, G2	W, 3-2	14-17, 48-50	5th (-3.5)	Nicolas Debora (3-3)	Freddy Tarnok (4-2)	---	2:04 / 2,023
July 25 @ ROM, 1:00	L, 7-2	14-18, 48-51	6th (-4.0)	Cutter Dyals (4-1)	Darwin Ramos (3-3)	---	2:47 / 1,595
July 26 @ ROM, 7:00	L, 14-5	14-19, 48-52	6th (-4.5)	Tyler Watson (2-0)	Zac Grotz (1-4)	---	2:49 / 3,327
July 27 @ AUG, 7:05	L, 2-1 (10)	14-20, 48-53	6th (-5.0)	Keenan Bartlett (1-0)	Yeizo Campos (1-3)	---	3:01 / 4,412
July 28 @ AUG, 6:05	W, 5-1	15-20, 49-53	6th (-5.0)	Luc Rennie (2-0)	Jose Marte (7-5)	---	3:09 / 5,879
*July 29 @ AUG, 5:05	W, 4-0	N/A, N/A	N/A	Yeizo Campos (2-3)	Garrett Cave (5-7)	---	N/A / 4,105
July 30 vs. WV, 7:05	L, 6-1	15-21, 49-54	6th (-5.5)	Domingo Robles (8-6)	Jake Simon (0-5)	---	2:30 / 2,350
July 31 vs. WV, 7:05	L, 3-1 (10)	15-22, 49-55	6th (-6.5)	Beau Sulser (5-7)	Joshua Payne (4-2)	---	3:06 / 2,333

AUGUST (13-13, Batting Average: .242, ERA: 4.91)

August 1 vs. WV, 7:05	W, 3-1	16-22, 50-55	6th (-5.0)	Conner O'Neil (5-0)	Samuel Reyes (1-2)	---	2:19 / 2,207
August 2 @ ASH, 7:05	PPD, Rain						
August 3 @ ASH, 7:05	W, 6-3	17-22, 51-55	6th (-5.0)	Marcel Renteria (3-1)	Frederis Parra (2-2)	---	3:17 / 3,434
August 4 @ ASH, 5:05	L, 5-1	17-23, 51-56	6th (-5.0)	Lucas Gilbreath (5-8)	Luc Rennie (2-1)	---	2:16 / --
August 4 @ ASH, DH G2	L, 8-0	17-24, 51-57	6th (-5.0)	Will Gaddis (5-5)	Chris Viall (3-7)	---	2:07 / 3,470
August 5 @ ASH, 2:05	L, 11-10	17-25, 51-58	T-7th (-6.0)	Tommy Doyle (7-5)	Joshua Payne (4-3)	---	3:01 / 1,972
August 6							
August 7 vs. GVL, 7:05	W, 6-4	18-25, 52-58	6th (-6.0)	Tony Dibrell (5-5)	Jhonathan Diaz (7-8)	Carlos Hernandez (4)	3:05 / 4,033
August 8 vs. GVL, 7:05	L, 7-1	18-26, 52-59	7th (-7.0)	Eduard Bazarido (1-0)	Zac Grotz (1-5)	---	2:40 / 2,146
August 9 vs. GVL, 7:05	L, 11-1	18-27, 52-60	7th (-7.0)	Angel Padron (4-5)	Marcel Renteria (3-2)	---	3:04 / 3,535
August 10 vs. DEL, 7:05	L, 9-7	18-28, 52-61	7th (-8.0)	Luis Perez (3-2)	Yeizo Campos (1-4)	Nick Vespi (6)	3:07 / 3,625
August 11 vs. DEL, 6:05	L, 7-1	18-29, 52-62	7th (-8.5)	Cameron Bishop (9-5)	Luc Rennie (2-2)	---	2:56 / 4,471
August 12 vs. DEL, 2:05	W, 2-1 (10)	19-29, 53-62	7th (-9.0)	Conner O'Neil (6-0)	Diogenes Almengo (1-1)	---	2:45 / 2,730
August 13 vs. DEL, 7:05	W, 8-7	20-29, 54-62	7th (-9.0)	Darwin Ramos (4-3)	Nick Vespi (4-5)	---	3:12 / 2,669
August 14							
August 15 @ WV, 7:05	W, 5-2	21-29, 55-62	7th (-8.0)	Zac Grotz (2-5)	Max Kranick (3-5)	Jos Payne (1)	2:32 / 1,323
August 16 @ WV, 7:05	L, 3-2	21-30, 55-63	7th (-8.5)	Elvis Escobar (2-1)	Marcel Renteria (3-3)	John Pomeroy (1)	2:25 / 1,145
August 17 @ WV, 7:05	CAN, Rain						
August 18 @ HAG, 6:05	W, 14-6	22-30, 56-63	6th (-8.5)	Luc Rennie (3-2)	Andrew Lee (4-3)	---	3:12 / 3,791
August 19 @ HAG, 2:05	W, 7-5	23-30, 57-63	6th (-7.0)	Taylor Henry (1-2)	Tomas Alastre (4-7)	Conner O'Neil (3)	3:09 / 1,149
August 20 @ HAG, 7:05	L, 7-0	23-31, 57-64	6th (-9.5)	Sam Held (5-6)	Tony Dibrell (5-6)	---	2:17 / 937
August 21 @ HAG, 2:05	CAN, Rain						
August 22							
August 23 vs. ASH, 7:05	W, 8-5	24-31, 58-64	6th (-9.0)	Zac Grotz (3-5)	Nick Kennedy (4-13)	---	3:18 / 3,127
August 24 vs. ASH, 7:05	W, 7-5	25-31, 59-64	6th (-9.0)	Marcel Renteria (4-3)	Garrett Schilling (7-5)	Conner O'Neil (4)	2:50 / 4,851
August 25 vs. ASH, 6:05	W, 5-4	26-31, 60-64	4th (-9.0)	Yeizo Campos (2-4)	Frederis Parra (4-4)	Darwin Ramos (2)	2:21 / 5,820
August 26 vs. ASH, 2:05	L, 9-0	26-32, 60-65	4th (-9.0)	Lucas Gilbreath (7-8)	Luc Rennie (3-3)	---	2:47 / 3,082
August 27 vs. CSC, 7:05	L, 4-0	26-33, 60-66	T-4th (-10.0)	Shawn Semple (1-0)	Nicolas Debora (3-4)	---	2:24 / 1,803
August 28 vs. CSC, 7:05	W, 11-2	27-33, 61-66	4th (-9.0)	Tony Dibrell (6-6)	Miguel Yajure (4-3)	---	2:48 / 2,186
August 29 vs. CSC, 7:05	L, 6-1	27-34, 61-67	T5th (-9.0)	Janson Junk (7-5)	Zac Grotz (3-6)	Dalton Higgins (1)	3:08 / 2,494
August 30 vs. CSC, 7:05	W, 7-3	28-34, 62-67	4th (-9.0)	Marcel Renteria (5-3)	Alex Vizcaino (0-1)	---	2:35 / 5,041
August 31 @ AUG, 7:05	L, 4-0 (7)	29-35, 63-68	5th (-9.5)	Aaron Phillips (6-7)	Luc Rennie (3-4)	---	2:06 / 3,861

SEPTEMBER

September 1 @ AUG, 6:05	L, 8-3	29-36, 63-69	5th (-9.5)	Garrett Cave (6-10)	Nicolas Debora (3-5)	---	3:02 / 3,911
September 2 @ AUG, 6:35	W, 1-0	30-36, 64-69	5th (-8.5)	Tony Dibrell (7-6)	Juan De Paula (0-1)	Aaron Ford (1)	2:33 / 4,966
September 3 @ AUG, 2:05	L, 3-2	30-37, 64-70	5th (-8.5)	Gudino (4-2)	Zac Grotz (3-7)	Doval (11)	2:18 / 3,566

*July 29 Win @ AUG was suspended and completed on 8/31



2018 FIREFLIES HIGHS AND LOWS

Team Miscellaneous

Longest Winning Streak: 5 (May 2-6)
Longest Losing Streak: 7 (May 31-June 7)
Largest Margin of Victory: 9 (August 28 vs. Charleston, W 11-2)
Largest Margin of Defeat: 10 (August 9 vs. Greenville, L 11-1)
Largest Shutout Win: 5, 2x (July 11 @ Hagerstown, W 5-0 and April 22 vs. Hickory, W 5-0)
Largest Shutout Loss: 9 (August 26 vs. Asheville, L 9-0)
Longest Game, Time (9 inn): 3:51 (July 2 @ Augusta, W 16-8)
Longest Game, Time (10+ inn): 3:58 (July 21 vs. Augusta, L 7-5, 11 Innings)
Longest Game, Innings: 11 (May 21 vs. West Virginia, L 3-2)
Shortest Game, Time (9 inn): 2:06 (May 27 vs. Greenville, L 3-0)
Shortest Game, Time (7 inn): 1:51 (Game 1, July 16 @ Lakewood, W 2-0, DH G1)
Largest Crowd, Home: 9,278 (July 4 vs. Greenville, L, 4-2)
Smallest Crowd, Home: 1,569 (April 9 vs. Hagerstown, W 8-3)
Largest Crowd, Road: 7,359 (July 14 @ Lakewood, L 5-2)
Smallest Crowd, Road: 937 (August 20 @ Hagerstown, L 7-0)
Largest Come-From-Behind Win: 5 runs, 2x (Last: May 15 vs. Delmarva, W 9-8, 10 innings)
Largest Blown Lead in a Loss: 6 runs (May 9 @ Hickory, L 11-10)
Most Errors, Game: 4 (August 5 @ Asheville, L 11-10)
Most Errors by Opponent: 5 (August 3 @ Asheville, W 6-3)
Most Double Plays Turned, Game: 5 (April 6 vs. Augusta, W 7-2)
Most Left on Base: 15 (April 12 @ Asheville, W 7-5, 10 Innings)
Warmest First Pitch Temperature: 96 degrees (May 12 vs. Delmarva, L 8-7)
Coolest First Pitch Temperature: 49 degrees (April 16 @ Greenville, W 7-1)

Team Batting

Most Runs, Game: 16 (July 2 @ Augusta, W 16-8)
Most Runs, Inning: 6, 7x (Last: 1st inning, July 2 @ Augusta, W 16-8)
Most Hits, Game: 17 (May 6 vs. Lakewood, W 10-7)
Most Hits, Inning: 8 (6th inning, May 6 vs. Lakewood, W 10-7)
Most Walks, Game: 11 (April 12 @ Asheville, W 7-5, 10 Innings)
Most Home Runs, Game: 5 (August 5 @ Asheville, L, 11-10)
Most Consecutive Games With A Home Run: 6 (August 12-19)
Most Triples, Game: 2, 3x (Last: May 11 @ Hickory, W 8-3)
Most Doubles, Game: 5 (April 9 vs. Hagerstown, W 8-3)
Most Extra-Base Hits, Game: 7, 4x (Last: August 18 @ Hagerstown, W 14-6)
Most Stolen Bases, Game: 3, 3x (Last: August 30 vs. Charleston, W 7-3)
Most Strikeouts, 9-Inn Game: 13, 4x (Last: August 27 vs. Charleston, L 4-0)
Most Strikeouts, All Games: 15 (May 3 vs. Lexington, W 4-3, 10 innings)

Individual Batting

Most Hits: 5, David Miranda (August 13 vs. Delmarva, W 8-7)
Most Runs: 3, MANY (Last: Edgardo Fermin, August 28 vs. Charleston, W 11-2)
Most Extra-Base Hits: 3, 2x (Jay Jabs, August 18 @ Hagerstown, W 14-6 ... Dionis Paulino, June 30 @ Augusta, W 3-2)
Most Total Bases: 9, 2x (Last: Matt Winaker, August 5 @ Asheville, L 11-10)
Most Doubles: 2, MANY (Last: Matt Winaker, August 28 vs. Charleston, W 11-2)
Most Triples: 1, MANY
Most HR: 2, 5x (Last: Jose Brizuela & Matt Winaker, August 5 @ Asheville, L 11-10)
Most RBI: 6, Scott Manea (July 2 @ Augusta, W 16-8)
Most Walks: 4, 2x (Last: Blake Tiberi, May 29 @ Charleston, W 3-2)
Most Strikeouts: 4, 5x (Last: Hansel Moreno, August 18 @ Hagerstown, W 14-6)
Most Stolen Bases: 2, 4x (Last: Edgardo Fermin, August 30 vs. Charleston, W 7-3)
Longest Hitting Streak: 23, Raphael Gladu (May 9-June 9)
Longest On-Base Streak: 29, Jeremy Vasquez (April 5-May 6)

Team Pitching

Most Runs Allowed, Game: 14 (July 26 @ Rome, L 14-5)
Most Runs Allowed, Inning: 7 (Fourth, August 26 vs. Asheville, L 9-0)
Most Hits Allowed, Game: 18 (July 26 @ Rome, L 14-5)
Most Hits Allowed, Inning: 6 (Fourth, August 26 vs. Asheville, L 9-0)
Most Triples Allowed, Game: 4 (July 13 @ Hagerstown, W 7-6)
Most HR Allowed, Game: 4 (June 16 @ Hagerstown, L 12-6)
Most SB Allowed: 7 (June 29 vs. Asheville, L 5-3)
Most Strikeouts, 9 inn Game: 17, 2x (September 2 @ Augusta, W 1-0 & April 16 @ Greenville, W 7-1)
Most Strikeouts, All Games: 17, 2x (September 2 @ Augusta, W 1-0 & April 16 @ Greenville, W 7-1)
Most Walks Allowed: 8 (May 9 @ Hickory, L 11-10)
Most Extra-Base Hits Allowed: 10 (April 19 vs. Hickory, L 10-5)

Individual Pitching

Most Innings Pitched, Starter: 8.0, 3x (Last: Marcel Renteria, August 30 vs. Charleston, W 7-3)
Fewest Innings Pitched, Starter: 0.2, Marcel Renteria (May 21 vs. West Virginia, L 3-2 in 11 innings)
Most Innings Pitched, Relief: 6.0, 2x, Nicolas Debora (July 30 vs. West Virginia, L, 6-1) & Yeizo Campos (July 14 @ Lakewood, L 5-2)
Most Hits Allowed, Starter: 12, Zac Grotz (July 26 @ Rome, L 14-5)
Most Hits Allowed, Reliever: 7, Yeizo Campos (July 14 @ Lakewood, L 5-2)
Most Strikeouts, Starter: 14, Luc Rennie (July 22 vs. Augusta, W 2-1)
Most Strikeouts, Reliever: 9, Yeizo Campos (July 27 @ Augusta, L 2-1 in 10)
Most Walks, Starter: 5, 3x (Last: Chris Viall, July 16 @ Lakewood, L 12-6, DH G2)
Most Walks, Reliever: 4, Yeizo Campos (July 27 @ Augusta, L 2-1 in 10)
Most Earned Runs, Starter: 9, 2x (Last: Chris Viall, June 16 @ Hagerstown, L 12-6)
Most Earned Runs, Reliever: 5, 5x (Last: Taylor Henry, August 9 vs. Greenville, L 11-1)



2018 FIREFLIES TRANSACTIONS

2018 OPENING DAY ROSTER (April 5, 2018)

P (13): Joe Cavallaro, Cannon Chadwick, Trey Cobb, Nicolas Debora, Tony Dibrell, Anthony Kay, Conner O'Neil, Joshua Payne, Darwin Ramos, Marcel Renteria, Jake Simon, Chris Viall, Stephen Villines
C (3): Jay Jabs, Scott Manea, Dan Rizzie
INF (6): Gio Alfonzo, Edgardo Fermin, Walter Rasquin, Rigoberto Terrazas, Blake Tiberi, Jeremy Vasquez
OF (3): Quinn Brodey, Raphael Gladu, Matt Winaker

April 5: OF **Wagner Lagrange** transferred to Columbia's disabled list

April 10: RHP **Conner O'Neil** transferred to Columbia's disabled list ... RHP **Carlos Hernandez** transferred from advanced-A St. Lucie to Columbia

April 18: RHP **Marcel Renteria** transferred to Columbia's disabled list ... LHP **David Peterson** transferred from short-season A Brooklyn to Columbia

April 19: C **Dan Rizzie** transferred from Columbia to Advanced-A St. Lucie...C **Ali Sanchez** transferred to Columbia from short-season Brooklyn

April 20: RHP **Cannon Chadwick** retired...LHP **Aaron Ford** was transferred to Columbia from short-season A Brooklyn

April 25: C **Jay Jabs** transferred from Columbia to short-season A Brooklyn...RHP **Marcel Renteria** activated from Columbia's disabled list

April 27: INF **Walter Rasquin** transferred to Columbia's disabled list ... RHP **Nicolas Debora** transferred from Columbia to short-season A Brooklyn ... INF **Hansel Moreno** transferred to Columbia from advanced-rookie Kingsport ... RHP **Conner O'Neil** activated from Columbia's disabled list

May 3: INF **Walter Rasquin** was suspended by the Mets

May 10: LHP **Jake Simon** was transferred to Columbia's disabled list ... OF **Jay Jabs** transferred to Columbia from short-season A Brooklyn

May 12: RHP **Chris Viall** and RHP **Carlos Hernandez** transferred to Columbia's disabled list...LHP **Taylor Henry** and RHP **Yeizo Campos** transferred to Columbia from short-season A Brooklyn

May 13: RHP **Joshua Payne** transferred to Columbia's disabled list ... RHP **Nicolas Debora** transferred to Columbia from short-season A Brooklyn

May 18: OF **Jay Jabs** transferred from Columbia to short-season A Brooklyn ... OF **Wuilmer Becerra** transferred to Columbia from short-season A Brooklyn

May 22: RHP **Marcel Renteria** placed on Columbia's disabled list...RHP **Briam Campusano** transferred to Columbia from short-season A Brooklyn

May 28: RHP **Nicholas Debora** transferred from Columbia to short-season A Brooklyn ... LHP **Jake Simon** activated from Columbia's disabled list

May 30: RHP **Briam Campusano** transferred from Columbia to short-season A Brooklyn... RHP **Jeff Diehl** transferred to Columbia from short-season A Brooklyn

June 2: RHP **Conner O'Neil** transferred to Columbia's disabled list ... RHP **Carlos Hernandez** activated from Columbia's disabled list

June 3: LHP **Aaron Ford** transferred to Columbia's disabled list ... RHP **Chris Viall** activated from Columbia's disabled list

June 11: LHP **Jake Simon** transferred to Columbia's disabled list ... RHP **Briam Campusano** transferred to Columbia from short-season A Brooklyn

June 12: LHP **David Peterson** transferred from Columbia to advanced-A St. Lucie ... RHP **Conner O'Neil** activated from Columbia's disabled list

June 13: RHP **Jeff Diehl** released ... LHP **Aaron Ford** activated from Columbia's disabled list

June 14: RHP **Briam Campusano** transferred from Columbia to short-season A Brooklyn ... OF **Jay Jabs** transferred to Columbia from short-season A Brooklyn

June 15: OF **Quinn Brodey** and OF **Matt Winaker** placed on Columbia's temporary inactive list ... RHP **Zac Grotz** signed by the Mets and assigned to Columbia ... INF **Carl Stajduhar** transferred to Columbia from short-season A Brooklyn

June 18: OF **Wuilmer Becerra** was transferred from Columbia to advanced-A St. Lucie

June 20: OF **Matt Winaker** and OF **Quinn Brodey** were activated from the Columbia temporary inactive list...INF **Carl Stajduhar** was placed on the Columbia disabled list

June 24: RHP **Stephen Villines** transferred from Columbia to advanced-A St. Lucie

June 27: OF/INF **Dionis Paulino** transferred from short-season A Brooklyn to Columbia...OF/INF **Jay Jabs** transferred to Columbia's disabled list

June 29: C **Ali Sanchez** transferred from Columbia to advanced-A St. Lucie ... RHP **Josh Payne** activated from Columbia's disabled list ... C **Carlos Sanchez** transferred to Columbia from short-season A Brooklyn

July 1: INF **Walter Rasquin** transferred from to Columbia's disabled list from the suspended list

July 3: LHP **Anthony Kay** transferred from Columbia to advanced-A St. Lucie ... LHP **Aaron Ford** placed on Columbia's disabled list ... RHP **Nicholas Debora** and RHP **Ronald Sanchez** transferred to Columbia from short-season A Brooklyn

July 5: RHP **Joe Cavallaro** transferred from Columbia to double-A Binghamton...RHP **Luc Rennie** signed by the Mets and assigned to Columbia

July 8: RHP **Trey Cobb** transferred from Columbia to advanced-A St. Lucie...RHP **Trent Johnson** transferred to Columbia from short-season A Brooklyn

July 9: INF **Jeremy Vasquez** transferred from Columbia to advanced-A St. Lucie...OF **Jay Jabs** activated from Columbia's disabled list ... INF **Rigoberto Terrazas** transferred to Columbia's disabled list...INF **Oliver Pascual** transferred from short-season A Brooklyn to Columbia

July 11: OF **Raphael Gladu** transferred from Columbia to advanced-A St. Lucie ... OF **Zach Rheams** transferred to Columbia from advanced-rookie Kingsport

July 14: RHP **Trent Johnson** transferred from Columbia to short-season A Brooklyn...RHP **Marcel Renteria** activated from Columbia's disabled list

July 17: RHP **Ronald Sanchez** transferred from Columbia to short-season A Brooklyn ... LHP **Jake Simon** activated from Columbia's disabled list

July 19: INF **Blake Tiberi** transferred from Columbia to advanced-A St. Lucie ... INF **Rigoberto Terrazas** activated from Columbia's disabled list

July 23: OF **Quinn Brodey** was transferred from Columbia to Advanced-A St. Lucie...OF **Jose Brizuela** was transferred from short-season A Brooklyn to Columbia

August 2: RHP **Yeizo Campos** transferred from Columbia to short-season A Brooklyn

August 4: RHP **Trent Johnson** transferred to Columbia from short-season A Brooklyn

August 5: RHP **Chris Viall** transferred to Columbia's disabled list ... OF **David Miranda** transferred to Columbia from short-season A Brooklyn

August 7: LHP **Jake Simon** transferred to Columbia's disabled list...RHP **Yeizo Campos** transferred to Columbia from short-season A Brooklyn

August 10: INF **Oliver Pascual** transferred to Columbia's disabled list...LHP **Aaron Ford** activated from Columbia's disabled list

August 13: RHP **Carlos Hernandez** transferred to Advanced-A St. Lucie...RHP **Ronald Sanchez** transferred from short-season A Brooklyn to Columbia

August 27: RHP **Conner O'Neil** transferred from Columbia to advanced-A St. Lucie ... INF **Oliver Pascual** activated from Columbia's disabled list and transferred to double-A Binghamton ... RHP **Ryan Selmer** transferred to Columbia from short-season A Brooklyn

August 31: C **Carlos Sanchez** transferred to Columbia's disabled list ... C **Jose Mena** transferred to Columbia from advanced-A St. Lucie



2018 ATTENDANCE INFORMATION

April 5 vs. AUG	6,824	May 21 vs. WV	2,540	July 19 vs. AUG	4,122	Regular Season 251,586
April 6 vs. AUG	4,183	May 22 vs. WV	3,357	July 20 vs. AUG	5,076	
April 7 vs. AUG	2,611	May 23 vs. WV	6,809	July 21 vs. AUG	4,509	Monthly Averages
April 8 vs. AUG	3,291	May 25 vs. GRV	3,750	July 22 vs. AUG	2,371	
April 9 vs. HAG	1,569	May 26 vs. GRV	4,553			April 11 dates 3,822
April 10 vs. HAG	2,543	May 27 vs. GRV	4,759	July 30 vs. WV	2,350	May 17 dates 4,116
April 11 vs. HAG	2,613			July 31 vs. WV	2,333	June 11 dates 3,812
		June 5 vs. CHS	3,578	Aug. 1 vs. WV	4,888	July 12 dates 3,739
April 19 vs. HIC	4,052	June 6 vs. CHS	2,636			August 15 dates 3,441
April 20 vs. HIC	4,811	June 7 vs. CHS	3,816	Aug. 7 vs. GVL	4,033	
April 21 vs. HIC	5,479	June 8 vs. AUG	4,127	Aug. 8 vs. GVL	2,146	Facts
April 22 vs. HIC	4,061	June 9 vs. AUG	4,129	Aug. 9 vs. GVL	3,535	• MiLB Rank: 49/160
		June 10 vs. AUG	4,179	Aug. 10 vs. DEL	3,625	• Low-A Rank: 9/30
May 1 vs. LEX	2,440			Aug. 11 vs. DEL	4,471	• Crowds of 7,000+: 8
May 2 vs. LEX	6,282	June 21 vs. LWD	3,550	Aug. 12 vs. DEL	2,730	• Crowds of 6,000+: 15
May 3 vs. LEX	3,305	June 22 vs. LWD	4,016	Aug. 13 vs. DEL	2,669	• Crowds of 5,000+: 23
May 4 vs. LWD	5,682	June 23 vs. LWD	4,487			• 7 sellouts (Franchise Record)
May 5 vs. LWD	4,923			Aug. 23 vs. ASH	3,127	
May 6 vs. LWD	4,131	June 28 vs. ASH (DH)	3,304	Aug. 24 vs. ASH	4,851	
May 7 vs. LWD	4,273	June 29 vs. ASH	4,106	Aug. 25 vs. ASH	5,820	
				Aug. 26 vs. ASH	3,082	
May 12 vs. DEL	4,252	July 4 vs. GVL	9,278	Aug. 27 vs. CHS	1,803	
May 13 vs. DEL	2,364	July 5 vs. GVL	2,510	Aug. 28 vs. CHS	2,186	
May 14 vs. DEL	2,340	July 6 vs. GVL	3,046	Aug. 29 vs. CHS	2,494	
May 15 vs. DEL	4,206	July 7 vs. CHS	4,176	Aug. 30 vs. CHS	5,041	
		July 8 vs. CHS	2,605			
		July 9 vs. CHS	2,496			

TOP 10 CROWDS IN SEGRA PARK HISTORY

Date	Attendance	Opponent	Occasion
1. August 21, 2017	9,629	Rome	Total Eclipse of the Park
2. July 4, 2018	9,278	Greenville	2018 4th of July Celebration
3. July 4, 2016	9,228	Charleston	First 4th of July Celebration
4. April 14, 2016	9,077	Greenville	First Home Game
5. April 6, 2017	8,412	Augusta	2017 Home Opener, Tim Tebow Debut & HR
6. June 25, 2017	8,304	Kannapolis	Tim Tebow's Final Game in Columbia
7. June 10, 2017	7,861	Charleston	Celebrate South Carolina Night
8. July 3, 2017	7,559	Rome	Independence Day Celebration
9. April 22, 2017	7,536	Lexington	Pirates at the Parrrk
10. May 7, 2017	7,530	Lakewood	Splash Sunday



TEAM HISTORY AND RECORDS



ALL TIME FIREFLIES HIGHS AND LOWS

Team Miscellaneous

Longest Winning Streak: 9, (2017: June 4-12)
Longest Losing Streak: 8, (2016: July 7-15)
Largest Margin of Victory: 14 (2017: July 19 @ Lexington, W 16-2)
Largest Margin of Defeat: 13 (2017: August 11 vs. Hickory, L 15-2)
Largest Shutout Win: 9-0 (2016: April 9 @ Charleston)
Largest Shutout Loss: 10-0, 2x (2017: September 2 @ Rome and August 24 @ Greenville)
Longest Game, Time (9 inn): 3:51 (2018: July 2 @ Augusta, W 16-8)
Longest Game, Time (10+ inn): 5:08, 16 innings (2017: August 20 vs. Rome, L 11-6)
Longest Game, Innings: 16 (2017: August 20 vs. Rome, L 11-6)
Shortest Game, Time (9 inn): 2:02 (2017: May 6 vs. Lakewood)
Shortest Game, Time (7 inn): 1:42, (2016: Game 2, April 12 @ Rome, W 3-2)
Largest Crowd, Home: 9,629 (2017: August 21 vs Rome, W 6-5)
Smallest Crowd, Home: 1,522 (2016: April 20 vs. Charleston, W 7-0)
Largest Crowd, Road: 8,741 (2017: May 15 @ Lakewood)
Smallest Crowd, Road: 552 (2016: August 28 @ Kannapolis, W 8-6)
Largest Come-From-Behind Win: 5 Runs (Last, 2018: May 15 v. Delmarva, W 9-8 in 10 innings)
Largest Blown Lead in a Loss: 6 Runs (2018: May 9 @ Hickory, L 11-10)
Most Errors, Game: 5, 2x (2017: July 7 @ Charleston, L 7-1 --- 2016: May 24 vs. Augusta, W 14-2)
Most Errors by Opponent: 5 (Last, 2018: August 3 @ Asheville, W 6-3)
Most Double Plays Turned, Game: 5 (2018: April 6 vs. Augusta, W 7-2)
Most Left on Base: 15 (Last, 2018: April 12 @ Asheville, W 7-5 in 10 innings)
Warmest First Pitch Temperature: 98°, 2x (2016: July 9 @ Augusta, L 8-4 --- 2016: July 8 @ Augusta, L 8-7)
Coolest First Pitch Temperature: 49° (2018: April 16 @ Greenville, W 7-1)

Team Batting

Most Runs, Game: 16, 2x (2018: July 2 @ Augusta, W 16-8 and 2017: July 19 @ Lexington, W 16-2)
Most Runs, Inning: 8, 8th inning (2016: April 18 vs. Charleston, W 13-1)
Most Hits, Game: 20 (2016: April 21 @ Greenville, W 13-9)
Most Hits, Inning: 8, 6th inning (2018: May 6 vs. Lakewood, W 10-7)
Most Walks, Game: 12 (2016: May 15 vs. Asheville, W 5-4)
Most Home Runs, Game: 5 (2018: August 5 @ Asheville, L, 11-10)
Most Consecutive Games With A Home Run: 6 (2018: August 12-19)
Most Triples, Game: 3 (2017: June 8 vs. Lexington, W 8-0)
Most Doubles, Game: 6, 2x (2017: June 2 @ Hagerstown, W 8-7 in 10 --- 2016: April 21 @ Greenville, W 13-9)
Most Extra-Base Hits, Game: 8 (2017: June 2 @ Hagerstown, W 8-7 in 10)
Most Stolen Bases, Game: 6 (2017: July 9 @ Charleston, L 3-2)
Most Strikeouts, 9-Inn Game: 16 (2017: August 1 @ Charleston, W 11-10)
Most Strikeouts, All Games: 16 (2017: August 1 @ Charleston, W 11-10)

Individual Batting

Most Hits: 5, 3x (2018: David Miranda, August 13 vs. Delmarva, W 8-7 --- 2017: Dan Rizzie, July 19 @ Lexington, W 16-2 --- 2016: Emmanuel Zabala, August 22 vs. Augusta, W 7-5)
Most Runs: 4 (2017: Jacob Zanon, July 19 @ Lexington, W 16-2)
Most Extra-Base Hits: 3, 4x (Last, 2018: Jay Jabs, August 18 @ Hagerstown, W 14-6)
Most Total Bases: 10, (2017: Dash Winningham, May 29 vs. Augusta, W 14-2)
Most Doubles: 2, Multiple Players
Most Triples: 1, Multiple Players
Most HR: 2, 8x (Last, 2018: Jose Brizuela & Matt Winaker, August 5 @ Asheville, L 11-10)
Most RBI: 6, 2x (2018: Scott Manea, July 2 @ Augusta, W 16-8 --- 2017: Dash Winningham, May 29 vs. Augusta, W 14-2)
Most Walks: 4 (2017: Gene Cone, April 6 vs. Augusta, W 14-7)
Most Strikeouts: 4, Multiple Players (Last, 2018: Blake Tiberi, May 29 @ Charleston, W 3-2)
Most Stolen Bases: 4, 5x (Last, 2018: Hansel Moreno, August 18 @ Hagerstown, W 14-6)
Longest Hitting Streak: 23 (2018: Raphael Gladu, May 9-June 9)
Longest On-Base Streak: 29 (2018: Jeremy Vasquez, April 5-May 6)

Team Pitching

Most Runs Allowed, Game: 19 (2016: June 24 vs. Augusta, L 19-7)
Most Runs Allowed, Inning: 8, 6x (Last | 2017: September 3 @ Rome, L 16-4, 4th inning)
Most Hits Allowed, Game: 20 (2016: June 24 vs. Augusta, L 19-7)
Most Hits Allowed, Inning: 8, 2x (2017: August 1 @ Charleston, W 11-10, 6th inning --- 2016: July 13 vs. Delmarva, L 9-4, 2nd inning)
Most HR Allowed, Game: 4, 3x (Last, 2018: June 16 @ Hagerstown, L 12-6)
Most SB Allowed: 7 (2018: June 29 vs. Asheville, L 5-3)
Most Strikeouts, 9 inn Game: 17, 3x (Last, 2018: September 2 @ Augusta, W 1-0)
Most Strikeouts, All Games: 17, 4x (Last, 2018: September 2 @ Augusta, W 1-0)
Most Walks Allowed: 9, 2x (2016: April 15 vs. Greenville, L 8-3 --- 2016: April 7 @ Charleston, L 5-4)
Most Extra-Base Hits Allowed: 10 (2018: April 19 vs. Hickory, L 10-5)

Individual Pitching

Most Innings Pitched, Starter: 10.0 (2016: P.J. Conlon, June 4 vs. Hagerstown, L 2-1)
Fewest Innings Pitched, Starter: 0.2, 2x (2018: Marcel Renteria, May 21 vs. West Virginia, L 3-2 in 11 IP and 2017: Thomas Szapucki, July 6 @ Augusta, W 2-1)
Most Innings Pitched, Relief: 8.0 (2016: Nabil Crismatt, August 19 vs. Augusta, W 5-1)
Most Hits Allowed, Starter: 12, 4x (Last, 2018: Zac Grotz, July 26 @ Rome, L 14-5)
Most Hits Allowed, Reliever: 7 (2018: Yeizo Campos, July 14 @ Lakewood, L 5-2)
Most Strikeouts, Starter: 14 (2018: Luc Rennie, July 22 vs. Augusta, W 2-1)
Most Strikeouts, Reliever: 9 (2018: Yeizo Campos, July 27 @ Augusta, L 2-1 in 10)
Most Walks, Starter: 6, (2016: Chase Ingram, July 26 @ Lexington, W 3-2)
Most Walks, Reliever: 4, 4x (Last, 2018: Yeizo Campos, July 27 @ Augusta, L 2-1 in 10)
Most Earned Runs, Starter: 11, 2x (2017: Blake Taylor, July 8 @ Charleston, L 13-2 --- 2016: Chase Ingram, June 24 vs. Augusta, L 19-7)
Most Earned Runs, Reliever: 6, (2016: Nicco Blank, May 28 @ West Virginia, L 12-2)



ALL-TIME SINGLE SEASON TOP THREE - HITTING

Games	#	Year
Luis Carpio	125	2017
Dash Winningham	125	2016
J.C. Rodriguez	124	2016
Matt Winaker	121	2018

At-Bats	#	Year
Luis Carpio	474	2017
J.C. Rodriguez	469	2016
Dash Winningham	465	2016

Runs Scored	#	Year
J.C. Rodriguez	66	2016
Matt Winaker	65	2018
Edgardo Fermin	56	2018
Luis Carpio	53	2017
Vinny Siena	53	2016
Blake Tiberi	53	2018

Hits	#	Year
J.C. Rodriguez	111	2016
Luis Carpio	110	2017
Dash Winningham	109	2016
Matt Winaker	108	2018
Dash Winningham	101	2017

Doubles	#	Year
Dash Winningham	31	2016
Scott Manea	23	2018
Matt Winaker	23	2018
David Thompson	22	2016
Michael Paez	21	2017

Triples	#	Year
Kevin Kaczmarek	7	2016
Edgardo Fermin	7	2018
Matt Winaker	7	2018
Quinn Brodey	5	2018

Home Runs	#	Year
Matt Winaker	13	2018
Dash Winningham	13	2017
Brandon Brosher	13	2017
Scott Manea	12	2018
Dash Winningham	12	2016

Total Bases	#	Year
Matt Winaker	184	2018
Dash Winningham	180	2016
J.C. Rodriguez	164	2016
Dash Winningham	157	2017

Runs Batted In	#	Year
Dash Winningham	70	2017
Dash Winningham	69	2016
Matt Winaker	61	2018
David Thompson	58	2016

Average	AVG	Year
Patrick Mazeika	.305	2016
David Thompson	.294	2016
Ian Strom	.294	2017
Jeremy Vasquez	.289	2018

Walks	#	Year
Matt Winaker	62	2018
Blake Tiberi	53	2018
Luis Carpio	53	2017
Vinny Siena	51	2016
Gene Cone	48	2017

Strikeouts	#	Year
Edgardo Fermin	108	2018
Dash Winningham	108	2016
Vicente Lupo	106	2016
Dash Winningham	104	2017
Brandon Brosher	103	2017

Stolen Bases	#	Year
Jacob Zanon	28	2017
Hansel Moreno	21	2018
J.C. Rodriguez	18	2016
Luis Carpio	17	2017

Sacrifice Hits (Bunts)	#	Year
Andres Gimenez	6	2017
J.C. Rodriguez	6	2016
Hansel Moreno	5	2018
Kevin Kaczmarek	4	2016

Sacrifice Flies	#	Year
Matt Winaker	8	2018
Edgardo Fermin	7	2018
David Thompson	7	2016
Luis Carpio	6	2017

Hit by Pitch	#	Year
Scott Manea	24	2018
Matt Winaker	21	2018
Andres Gimenez	16	2017
Brandon Brosher	12	2017
Patrick Mazeika	10	2016



ALL-TIME SINGLE SEASON TOP FIVES - PITCHING

Games	#	Year
Joe Zanghi	41	2017
Johnny Magliozzi	40	2016
Matt Blackham	40	2017
Taylor Henry	39	2017
Darwin Ramos	37	2018
Craig Missigman	37	2016

Starts	#	Year
Chase Ingram	25	2016
Kevin Canelon	25	2016
Gabriel Llanes	24	2017
Tony Dibrell	23	2018
Joe Shaw	23	2016

Wins	#	Year
Jordan Humphreys	10	2017
Harol Gonzalez	9	2017
Joe Cavallaro	8	2018
Merandy Gonzalez	8	2017
Chase Ingram	8	2016
Joe Shaw	8	2016
P.J. Conlon	8	2016

Losses	#	Year
Gabriel Llanes	11	2017
Kevin Canelon	11	2016
Chase Ingram	9	2016
Joe Shaw	9	2016
Blake Taylor	9	2017

Saves	#	Year
Alex Palsha	14	2016
Adonis Uceta	11	2017
Trey Cobb	10	2018
Matt Blackham	8	2017
Jimmy Duff	7	2016

Balks	#	Year
Joe Shaw	2	2016
Gabby Almonte	2	2016

Earned Run Average (SP)	ERA	Year
Jordan Humphreys	1.42	2017
Merandy Gonzalez	1.55	2017
David Peterson	1.82	2018
P.J. Conlon	1.84	2016
Joe Cavallaro	2.09	2018
Andrew Church	2.22	2016

Earned Run Average (RP)	ERA	Year
Adam Atkins	0.86	2017
Adonis Uceta	1.26	2017
Matt Blackham	1.43	2017
Aaron Ford	2.03	2018
Max Kuhns	2.10	2017
Trey Cobb	2.22	2018

Innings Pitched	#	Year
Kevin Canelon	143.1	2016
Gabriel Llanes	142.2	2017
Joe Shaw	135.1	2016
Tony Dibrell	131.0	2018
Chase Ingram	131.0	2016

Walks	#	Year
Chase Ingram	57	2016
Tony Dibrell	54	2018
Blake Taylor	49	2017
Chris Viall	41	2018
Gabriel Llanes	38	2017

Strikeouts (SP)	#	Year
Tony Dibrell	147	2018
Joe Shaw	134	2016
Chase Ingram	132	2016
Kevin Canelon	119	2016
Chris Viall	94	2018
Harol Gonzalez	91	2017

Strikeouts (RP)	#	Year
Matt Blackham	82	2017
Craig Missigman	78	2016
Darwin Ramos	73	2018
Tyler Bashlor	68	2016

Home Runs Allowed	#	Year
Kevin Canelon	15	2016
Harol Gonzalez	11	2017
Joe Shaw	11	2016
Tony Dibrell	10	2018
Gabby Almonte	10	2016

Wild Pitches	#	Year
Chase Ingram	17	2016
Darwin Ramos	15	2018
Chris Viall	14	2018
Blake Taylor	14	2017
Tony Dibrell	12	2018
Tyler Bashlor	11	2016

Hit Batters	#	Year
Gabriel Llanes	14	2017
Seth Davis	10	2016
Marty Anderson	10	2017



MISCELLANEOUS STATISTICS

BATTING

<u>Six-Hit Game (0)</u>	<u>Player</u>	<u>Date</u>	<u>Opponent</u>	<u>Totals</u>
<u>Five-Hit Games (2)</u>	<u>Player</u>	<u>Date</u>	<u>Opponent</u>	<u>Totals</u>
	David Miranda	August 13, 2018	Delmarva	5-for-5
	Dan Rizzie	July 19, 2017	@ Lexington	5-for-6
	Enmanuel Zabala	August 22, 2016	Augusta	5-for-5
<u>Grand Slams (5)</u>	<u>Player</u>	<u>Opponent</u>	<u>Date</u>	
	Desmond Lindsay	@ Charleston	July 10, 2017	
	Reed Gamache	@ Rome	April 18, 2017	
	Vicente Lupo	@ Asheville	August 16, 2016	
	Patrick Mazeika	@ Hickory	June 29, 2016	
	Jeff Diehl	@ Greenville	May 7, 2016	
<u>Cycle (0)</u>	<u>Player</u>	<u>Date</u>	<u>Opponent</u>	
<u>2-HR Game (3)</u>	<u>Player</u>	<u>Date</u>	<u>Opponent</u>	
	Michael Paez	June 15, 2017	@ Greenville	
	Dash Winningham	June 8, 2017	Lexington	
	Dash Winningham	May 29, 2017	Augusta	
<u>3-HR Game (0)</u>	<u>Player</u>	<u>Date</u>	<u>Opponent</u>	

PITCHING

Low-Hit Complete Games (One Pitcher)				
No-Hitter	<u>Date</u>	<u>Opponent</u>	<u>Score (W/L)</u>	<u>Pitcher</u>
One-Hitters	July 16, 2016	Rome	W 4-0	Andrew Church
Two-Hitters				
Low-Hit Complete Games (Team)				
No-Hitter	<u>Date</u>	<u>Opponent</u>	<u>Score (W/L)</u>	<u>Pitcher</u>
	April 9, 2016	@ Charleston	W 9-0	Thomas McIlraith Alex Palsha Johnny Magliozzi
One-Hitters	July 16, 2016	Rome	W 4-0	Andrew Church
Two-Hitters				



YEARLY FINISHES

2016 - SOUTHERN DIVISION (7 TEAMS) (METS AFFILIATE)

First Half	36	34	-6.5	T-3rd Place
Second Half	31	39	-12.0	6th Place
Overall	67	73	-9.5	5th Place

Manager: Jose Leger

Pitching Coach: Jonathan Hurst

Hitting Coach: Joel Fuentes

Athletic Trainer: Kiyoshi Tada

Strength Coach: Alex Taveras

Attendance: 261,134

SAL All-Stars (4): LHP P.J. Conlon, RHP Alex Palsha, INF Vinny Siena, INF David Thompson

2017 - SOUTHERN DIVISION (7 TEAMS) (METS AFFILIATE)

First Half	40	28	-0.5	2nd Place
Second Half	28	42	-14.5	7th Place
Overall	68	70	-10.5	5th Place

Manager: Jose Leger

Pitching Coach: Jonathan Hurst

Hitting Coach: Joel Fuentes

Athletic Trainer: Kiyoshi Tada

Strength Coach: Tanner Miracle

Mental Skills Coach: Josh Kozuch

Attendance: 315,034

SAL All-Stars (6): RHP Merandy Gonzalez, RHP Jordan Humphreys, RHP Max Kuhns, INF Michael Paez, RHP Adonis Uceta, INF Dash Winningham

2018 - SOUTHERN DIVISION (7 TEAMS) (METS AFFILIATE)

First Half	34	33	-5.0	4th Place
Second Half	30	37	-8.5	6th Place
Overall	64	70	-11.0	4th Place

Manager: Pedro Lopez

Pitching Coach: Jonathan Hurst

Hitting Coach: Ender Chavez

Athletic Trainer: Hiroto Kawamura

Strength Coach: Tanner Miracle

Mental Skills Coach: Derek Mosher

Attendance: 251,586


SAL All-Stars (6): RHP Joe Cavallaro, RHP Trey Cobb, C Scott Manea, LHP David Peterson, INF Jeremy Vasquez, RHP Stephen Villines



ALL-TIME ROSTER

Keaton Aldridge	2017	Jose Mena	2018
Giovanny Alfonso	2018	David Miranda	2018
Gaby Almonte	2016	Craig Missigman	2016
Marty Anderson	2017	Christian Montgomery	2016
Adam Atkins	2017	Tyler Moore	2016
Tyler Badamo	2016	Hansel Moreno	2018
Will Barring	2016	Conner O'Neil	2018
Tyler Bashlor	2016	Luis Ortega	2016
Wuilmer Becerra	2018	Michael Paez	2017
Bryce Beeler	2016	Alex Palsha	2016
Arnoldo Berrios	2017	Oliver Pascual	2017, 2018
Matt Blackham	2017	Dionis Paulino	2018
Nico Blank	2016	Joshua Payne	2018
Justin Brantley	2017	David Peterson	2018
Jose Brizuela	2018	Matt Pobereyko	2017
Quinn Brodey	2017, 2018	Darwin Ramos	2017, 2018
Brandon Brosher	2016, 2017	Milton Ramos	2016, 2017
Dale Burdick	2016	Natanael Ramos	2016, 2017
Yeizo Campos	2018	Walter Rasquin	2018
Briam Campusano	2018	Luc Rennie	2018
Kevin Canelon	2016	Marcel Renteria	2018
Luis Carpio	2017	Zach Rheams	2018
Joe Cavallaro	2018	Dan Rizzie	2017, 2018
Ricardo Cespedes	2017	J.C. Rodriguez	2016
Cannon Chadwick	2018	Ryder Ryan	2017
Andrew Church	2016	Ali Sanchez	2017, 2018
Trey Cobb	2018	Carlos Sanchez	2018
Gene Cone	2017	Ronald Sanchez	2018
P.J. Conlon	2016	Ryan Selmer	2018
Gary Cornish	2017	Joe Shaw	2016
Nabil Crismatt	2016	Vinny Siena	2016, 2017
Seth Davis	2016	Luis Silva	2016
Luis De Los Santos	2016	Jake Simon	2017, 2018
Nicolas Debora	2018	Ian Strom	2017
Tony Dibrell	2018	Thomas Szapucki	2017
Jeff Diehl	2016, 2018	Blake Taylor	2017
Anthony Dimino	2017	Tim Tebow	2017
Jimmy Duff	2016	Rigoberto Terrazas	2018
Gabriel Feliz	2016	Tucker Tharp	2016
Edgardo Fermin	2018	David Thompson	2016
Aaron Ford	2017, 2018	Blake Tiberi	2017, 2018
J.J. Franco	2017	Joe Tuschak	2016
Reed Gamache	2017	Adonis Uceta	2017
Eudor Garcia	2016	Jeremy Vasquez	2018
Jose Garcia	2016	Chris Viall	2018
Andres Gimenez	2017	Stephen Villines	2018
Raphael Gladu	2018	Ivan Wilson	2016
Harol Gonzalez	2017	Matt Winaker	2018
Merandy Gonzalez	2017	Dash Winningham	2016, 2017
Cameron Griffin	2017	Colby Woodmansee	2017
Zac Grotz	2018	Enmanuel Zabala	2016
Witt Haggard	2016	Joe Zanghi	2017
Taylor Henry	2017, 2018	Jacob Zanon	2017
Carlos Hernandez	2018		
Colin Holderman	2017	MANAGERS	
Joel Huertas	2017	Jose Leger	2016-2017
Jordan Humphreys	2017	Pedro Lopez	2018
Chase Ingram	2016, 2017		
Jay Jabs	2017, 2018	COACHES	
Raul Jacobson	2016	Ender Chavez	2018
Trent Johnson	2018	Joel Fuentes	2016-2017
Kevin Kaczmarski	2016	Jonathan Hurst	2016-2018
Anthony Kay	2018		
Max Kuhns	2017	ATHLETIC TRAINERS	
Desmond Lindsay	2017	Hiroto Kawamura	2018
Gabriel Llanes	2017	Kiyoshi Tada	2016-2017
Vicente Lupo	2016		
Johnny Magliozzi	2016	STRENGTH COACHES	
Scott Manea	2018	Alex Taveras	2016
Patrick Mazeika	2016	Tanner Miracle	2017-2018
Austin McGeorge	2017		
Thomas McIlraith	2016, 2017	MENTAL SKILLS COACHES	
Jose C. Medina	2017	Josh Kozuch	2017
Jose M. Medina	2017	Derek Mosher	2018

NEW YORK METS AND AFFILIATES





PARENT CLUB - NEW YORK METS



Citi Field
Roosevelt Avenue
Flushing, NY 11368

Telephone: (718) 507-8499 Fax: (718) 507-7735 Website: www.mets.com

OFFICE OF THE CHAIRMAN

Chairman of the Board & Chief Executive Officer	Fred Wilpon
President.....	Saul B. Katz
Chief Operating Officer.....	Jeff Wilpon
General Manager	Brodie Van Wagenen
Executive Vice President & Chief Legal Officer.....	David P. Cohen
Executive Vice President, Chief Revenue Officer.....	Lou DePaoli
Chief Financial Officer.....	Mark Peskin

BASEBALL OPERATIONS

Vice President, Assistant General Manager.....	Allard Baird
Special Assistant to the General Manager.....	Omar Minaya
Assistant General Manager, Systematic Development.....	Adam Guttridge
Senior Director, Baseball Operations.....	Ian Levin
Vice President, International/Amateur Scouting.....	Thomas Tanous
Director, Minor League Operations.....	Ronny Reyes
Executive Director, Player Development.....	Jared Banner

SCOUTING & PLAYER DEVELOPMENT

Minor League Field Coordinator.....	Kevin Morgan
International Field Coordinator.....	Rafael Landestoy
Senior Advisor.....	Lamar Johnson
Hitting Coordinator.....	Jeremy Accardo
Assistant Pitching Coordinator.....	Phil Regan
Infield Coordinator.....	Tim Teufel
Catching Coordinator.....	Bob Natal
Outfield Coordinator.....	Marlon Anderson
Rehabilitation Pitching Coordinator.....	Jon Debus
Medical Coordinator.....	Matt Hunter
Rehabilitation & Physical Therapy Coordinator.....	David Pearson
Strength and Conditioning Coordinator.....	Luke Passman
Senior Advisor.....	Guy Conti
Senior Advisor.....	Ozzie Virgil Sr.
Senior Advisor.....	Bobby Floyd
Short Season Mental Skills Coordinator.....	Ruben Aybar
Director, Latin American Operations.....	Juan Henderson
Equipment/Operations Manager.....	John Mullin

NEW YORK METS MINOR-LEAGUE AFFILIATES



SYRACUSE METS - AAA

International League



Address: NBT Bank Stadium
1 Tex Simone Drive
Syracuse, NY 13210

Phone: 315-474-7833
Fax: 315-474-2658
Website: SyracuseMets.com
Affiliated Since: 2019
President: Jason Smoral
Media Contact: Eric Gallanty

Field Staff

Manager: Tony DeFrancesco
Pitching Coach: Glenn Abbott
Hitting Coach: Joel Chimelis
Trainer: Grant Hufford

BINGHAMTON RUMBLE PONIES - AA

Eastern League



Address: NYSEG Stadium
211 Henry St
Binghamton, NY 13901

Phone: 607-722-3866
Fax: 607-723-7779
Website: BingRP.com
Affiliated Since: 1992
President: John Bayne
Media Contact: Tim Heiman

Field Staff

Manager: Kevin Boles
Pitching Coach: Jonathan Hurst
Hitting Coach: Tony Jaramillo
Trainer: Kiyoshi Tada

ST. LUCIE METS - ADVANCED A

Florida State League



Address: First Data Field
525 NW Peacock Blvd.
Port St. Lucie, FL 34986

Phone: 772-871-2100
Fax: 772-878-9802
Website: stluciemets.com
Affiliated Since: 1988
President: Traer Van Allen
Media Contact: Adam McDonald

Field Staff

Manager: Chad Kreuter
Pitching Coach: Ricky Bones
Hitting Coach: TBA
Trainer: Hiroto Kawamura

BROOKLYN CYCLONES - SHORT-SEASON A

New York-Penn League



Address: MCU Park
1904 Surf Avenue
Brooklyn, NY 11224

Phone: 718-449-8497
Fax:
Website: brooklyncyclones.com
Affiliated Since: 2001
General Manager: Kevin Mahoney
Media Contact: Billy Harner

Field Staff

Manager: Edgardo Alfonzo
Pitching Coach: Josue Matos
Hitting Coach: Delwin Young
Trainer: Venessa Weisbach

KINGSPORT METS - ADVANCED ROOKIE

Appalachian League



Address: Hunter Wright Stadium
433 East Center Street
Kingsport, TN 37662

Phone: 423-224-2626
Fax: 423-224-2625
Website: kmets.com
Affiliated Since: 1980
General Manager: Brian Paupeck
Media Contact: Brian Paupeck

Field Staff

Manager: Rich Donnelly
Pitching Coach: Jerome Williams
Hitting Coach: Rafael Fernandez
Trainer: Anthony Olivieri

GCL METS - ROOKIE

Gulf Coast League



Address: First Data Field
525 NW Peacock Blvd.
Port St. Lucie, FL 34986

Phone: 772-871-2100
Fax:

Field Staff

Manager: David Davalillo
Pitching Coach: Ariel Prieto
Hitting Coach: Joel Fuentes
Trainer: Austin Dayton

SOUTH ATLANTIC LEAGUE INFORMATION





SOUTH ATLANTIC LEAGUE - SOUTHERN DIVISION

ASHEVILLE TOURISTS

COLORADO ROCKIES (1994)

Website: www.theashevilletourists.com
Phone: (828) 258-0428

President: Brian DeWine
Media Contact: Doug Maurer
Field Manager: Robinson Cancel
Pitching Coach: Mark Brewer
Hitting Coach: Norberto Martin
Trainer: Kelsey Branstetter



Stadium Name: McCormick Field (1924)
Capacity/Dimensions: 4,000 (LF-326; CF-373; RF-297)

vs. Asheville: (3) June 10-12
at Asheville: (4) June 20-23

AUGUSTA GREENJACKETS

SAN FRANCISCO GIANTS (2005)

Website: www.greenjacketsbaseball.com
Phone: (706) 922-9467

President: Jeff Eiseman
Media Contact: Brandon Greene
Field Manager: Carlos Valderrama
Pitching Coaches: Clay Rapada
Hitting Coach: Jake Fox
Assistant Coach: Willie Romero
Trainer: Chad Lewis



Stadium Name: SRP Park (2018)
Capacity/Dimensions: 5,000 (LF-330; CF-400; RF-330)

vs. Augusta: (10) May 30-June 2; July 9-11; July 23-25
at Augusta: (7) May 14-16; August 30-September 2

CHARLESTON RIVERDOGS

NEW YORK YANKEES (2005)

Website: www.riverdogs.com
Phone: (843) 723-7241

President: Dave Echols
Media Contact: Matt Dean
Field Manager: Julio Mosquera
Pitching Coach: Gabe Luckert
Hitting Coach: Greg Colbrunn
Defensive Coach: Francisco Leandro
Trainer: Michael Sole



Stadium Name: Joseph P. Riley, Jr. Park (1997)
Capacity/Dimensions: 5,549 (LF-305; CF-398; RF-337)

vs. Charleston: (7) April 4-7; July 12-14
at Charleston: (14) April 25-28; May 8-10; May 25-28; August 12-14

GREENVILLE DRIVE

BOSTON RED SOX (2005)

Website: www.greenvilivedrive.com
Phone: (864) 240-4500

President: Craig Brown
Media Contact: Cameron White
Field Manager: Iggy Suarez
Pitching Coach: Bob Kipper
Hitting Coach: Nelson Paulino
Trainer: Phil Millan



Stadium Name: Fluor Field (2006)
Capacity/Dimensions: 5,500 (LF-310; CF-390; RF-302)

vs. Greenville: (11) May 21-24; July 1-3; August 8-11
at Greenville: (4) July 18-21

LEXINGTON LEGENDS

KANSAS CITY ROYALS (2013)

Website: www.lexingtonlegends.com
Phone: (859) 252-4487

President: Andy Shea
Media Contact: Emma Tiedemann
Field Manager: Brooks Conrad
Pitching Coach: Mitch Stetter
Hitting Coach: Jesus Azuaje
Bench Coach: Glenn Hubbard
Trainer: Danny Accola



Stadium Name: Whitaker Bank Ballpark (2001)
Capacity/Dimensions: 6,033 (LF-320; CF-401; RF-318)

vs. Lexington: (8) May 3-6; June 13-16
at Lexington: (7) April 11-14; June 24-26

ROME BRAVES

ATLANTA BRAVES (2003)

Website: www.romebraves.com
Phone: (706) 378-5100

General Manager: Jim Bishop
Media Contact: Jim Jones
Field Manager: Matt Tuiasosopo
Pitching Coach: Kanekoa Texeira
Hitting Coach: Bobby Moore
Trainer: Eric Hrycko



Stadium Name: State Mutual Stadium (2003)
Capacity/Dimensions: 5,105 (LF-335; CF-401; RF-330)

vs. Rome: (13) April 8-10; May 11-13; June 3-5; August 15-18
at Rome: (10) April 15-17; May 17-20; August 23-25

SOUTH ATLANTIC LEAGUE - NORTHERN DIVISION



DELMARVA SHOREBIRDS

BALTIMORE ORIOLES (1997)
 Website: www.theshorebirds.com
 Phone: (410) 219-3112

President: Pat Filippone
 Media Contact: Will DeBoer
 Field Manager: Kyle Moore
 Pitching Coach: Justin Ramsey
 Hitting Coach: Matt Trate
 Trainer: Adrian Gonzalez



Stadium Name: Arthur W. Perdue Stadium (1996)
 Capacity/Dimensions: 6,500 (LF-309; CF-402; RF-309)

vs. Delmarva: (3) April 30-May 2
 at Delmarva: (0)

GREENSBORO GRASSHOPPERS

MIAMI MARLINS (2003)
 Website: www.gsohoppers.com
 Phone: (336) 268-2255

President: Donald Moore
 Media Contact: Katie Dannemiller
 Field Manager: Miguel Perez
 Pitching Coach: Stan Kyles
 Hitting Coach: Chris Peterson
 Trainer: E Jorge Islas



Stadium Name: First National Bank Field (2005)
 Capacity/Dimensions: 7,599 (LF-315; CF-400; RF-312)

vs. Greensboro: (0)
 at Greensboro: (0)

HAGERSTOWN SUNS

WASHINGTON NATIONALS (2007)
 Website: www.hagerstownsuns.com
 Phone: (301) 791-6266

General Manager: Travis Painter
 Media Contact: John Kocsis Jr.
 Field Manager: Patrick Anderson
 Pitching Coach: Mack Jenkins
 Hitting Coach: Amaury Garcia
 Trainer: Darren Yoos



Stadium Name: Municipal Stadium (1930)
 Capacity/Dimensions: 4,600 (LF-335; CF-400; RF-330)

vs. Hagerstown: (4) July 26-29
 at Hagerstown: (4) August 3-6

HICKORY CRAWDADS

TEXAS RANGERS (2009)
 Website: www.hickorycrawdads.com
 Phone: (828) 322-3000

General Manager: Mark Seaman
 Media Contact: Ashley Salinas
 Field Manager: Matt Hagen
 Pitching Coach: Jose Jaimes
 Hitting Coach: Jared Goedert
 Assistant Coach: Josh Johnson
 Trainer: Bronson Santillan



Stadium Name: L.P. Frans Stadium (1993)
 Capacity/Dimensions: 4,262 (LF-330; CF-401; RF-330)

vs. Hickory: (7) April 18-20; August 26-29
 at Hickory: (11) June 6-9; July 4-7; August 20-22

KANNAPOLIS INTIMIDATORS

CHICAGO WHITE SOX (2001)
 Website: www.intimidatorsbaseball.com
 Phone: (704) 932-3267

General Manager: Matt Millward
 Media Contact: Trevor Wilt
 Field Manager: Ryan Newman
 Pitching Coach: Jose Bautista
 Hitting Coach: Cole Armstrong
 Assistant Coach: Ryan Johansen
 Trainer: Joe Geck



Stadium Name: CMC-NorthEast (Intimidators) Stadium (1995)
 Capacity/Dimensions: 4,700 (LF-330; CF-400; RF-310)

vs. Kannapolis: (0)
 at Kannapolis: (3) July 31-August 2

LAKEWOOD BLUECLAWS

PHILADELPHIA PHILLIES (2001)
 Website: www.blueclaws.com
 Phone: (732) 901-7000

General Manager: Joe Ricciutti
 Media Contact: Greg Giombarrese
 Field Manager: Mike Micucci
 Pitching Coach: Matt Hockenberry
 Hitting Coach: Christian Marrero
 Assistant Coach: Adam Godwin
 Trainer: Kris Terrian



Stadium Name: FirstEnergy Park (2001)
 Capacity/Dimensions: 6,588 (LF-325; CF-400; RF-325)

vs. Lakewood: (0)
 at Lakewood: (0)

WEST VIRGINIA POWER

PITTSBURGH PIRATES (2009)
 Website: www.wvpower.com
 Phone: (304) 344-2287

General Manager: Jeremy Taylor
 Media Contact: David Kahn
 Field Manager: Dave Berg
 Pitching Coach: Alon Leichman
 Hitting Coach: Eric Farris
 Trainer: Josh Gallagher



Stadium Name: Appalachian Power Park (2005)
 Capacity/Dimensions: 4,500 (LF-330; CF-400; RF-320)

vs. West Virginia: (0)
 at West Virginia: (6) April 22-24; July 15-17



2019 SOUTH ATLANTIC LEAGUE PLAYOFF FORMAT

Divisional Championship Series

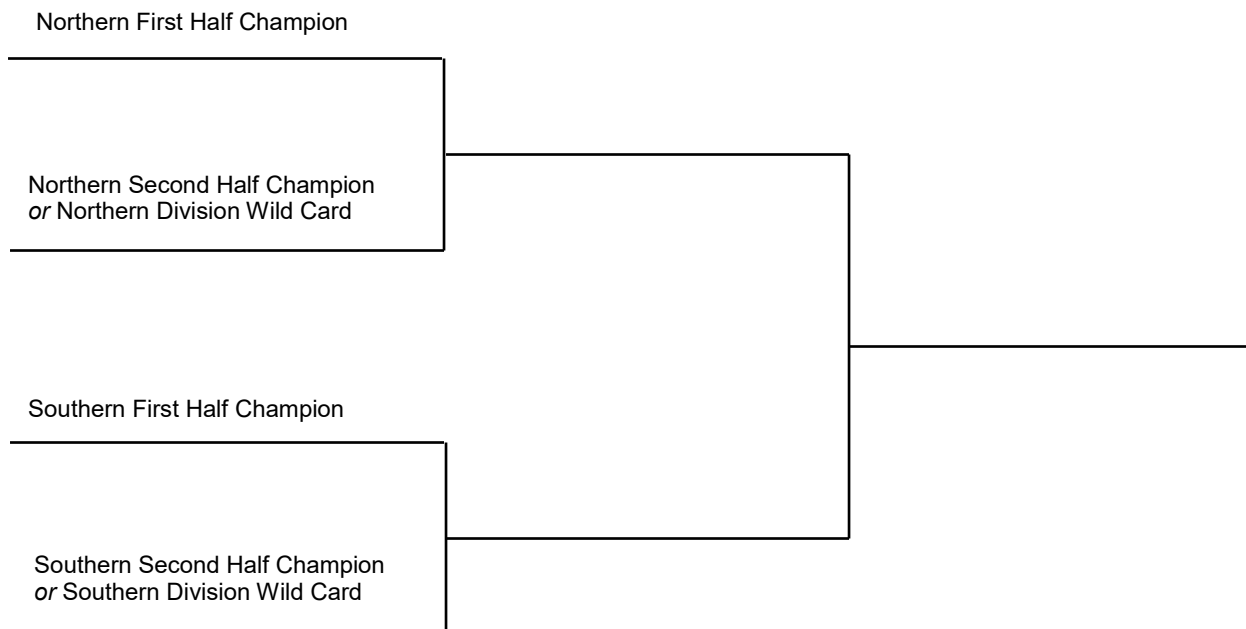
Best of 3

September 4, 6 and 7

League Championship Series

Best of 5

September 9-10 and 12-14



Playoff Procedures

- First half champions in both divisions host game two and, if necessary, game three, of the Divisional Championship Series
- In 2019, the Southern Division Champion hosts game three, and if necessary, games four and five, of the South Atlantic League Championship Series.

Determining The Wild Card

- If the second half winner in either division is the same as the first half winner in that division, then the team with the **next best overall record** in that division will be chosen as the wild card.
- If two or more teams are tied for that wild card position in either division, then the following series tiebreakers will be used to determine the wild card:
 1. Better record in head-to-head competition
 2. Best second half record against divisional opponents
 3. Best overall (full season) record against divisional opponents

MISCELLANEOUS MEDIA INFORMATION





BROADCAST INFORMATION

THE VOICES OF THE FIREFLIES

Kevin Fitzgerald is in his third season as Director of Broadcasting and Media Relations for the Fireflies. Fitzgerald also serves as a college basketball play-by-play broadcaster for ESPN and the SEC Network and is the voice of The Citadel's football telecasts on Watch ESPN. Before arriving at Spirit Communications Park, Fitzgerald spent the 2015 baseball season as the Assistant Director of Broadcasting and Media Relations with the Fort Wayne TinCaps of the Midwest League. He also previously served as the play-by-play voice of University of Vermont women's basketball. The New Jersey native graduated from Syracuse University in 2014 with a degree in broadcast and digital journalism. While at Syracuse, he was the Assistant Sports Director and play-by-play voice of Syracuse football, basketball and lacrosse on WAER 88.3 FM.

Patrick DeMarre is a native of Lexington, South Carolina. Patrick is currently studying Broadcast Journalism at the University of South Carolina. Patrick previously worked for the Fireflies as a Public Address Announcer, and is very excited for his first full-time experience in the broadcast booth. He attended River Bluff High School in Lexington, SC, where he participated in the school's Theatre and Media Arts programs. In his free time, Patrick enjoys following Boston sports, playing Club Baseball at USC, cooking, and spending time with his family, friends, and family dog, Molly. Go Fireflies!

FIREFLIES LOCAL MEDIA

Print

The State Newspaper

Dwayne McLemore (Sports Editor)

(803) 771-8450

Lou Bezjak (Sports Reporter)

(803) 771-8419

Television

WACH-TV (FOX)

Mike Uva / Matt Dowell

(803) 252-5757

WIS-TV (NBC)

Rick Henry / Joe Gorchow

(803) 758-1018

WOLO-TV (ABC)

Mike Gillespie / Greg Brzozowski

(803) 754-7525

WLTX-TV (CBS)

Reggie Anderson / Joe Cook

(803) 647-0231