

# 2021



Myrtle Beach Pelicans

# MEDIA GUIDE



# FOR OVER 35 YEARS, BASEBALL AMERICA HAS PROVIDED UNPARALLELED COVERAGE & AUTHORITY.

Baseball America identifies future stars of the game ... today.

With an editorial staff of experts at every level of the game (from high school to college to international to minor league), we deliver a scouts-level of expertise and insight to our readers.

For \$7.50 a month (\$89.97 a year), you'll receive the print edition (every two weeks).



**TO SUBSCRIBE:**

VISIT [WWW.BASEBALLAMERICA.COM](http://WWW.BASEBALLAMERICA.COM) CALL (800) 845-2726

# TABLE OF CONTENTS

## **CLUB INFORMATION**

Media and Ballpark Info .....	6-7
Front Office Staff Directory .....	8
Chuck Greenberg .....	9-10
Ryan Moore/Kristin Call .....	11
Sam Weiderhaft .....	12

## **COACHING STAFF**

Buddy Bailey - Manager .....	14-15
Dan Puente - Hitting Coach .....	16
Clayton Mortensen - Pitching Coach .....	17
German Suncin - Athletic Trainer .....	18
Austin Smith - Strength Coach .....	19

## **2019 IN REVIEW**

Day-by-Day Results .....	21-22
2019 Standings .....	23
2019 Season Individual Statistics .....	24
2019 Split Statistics .....	25-28
2019 Advanced Statistics .....	29
2019 Full Roster .....	30
2019 Highs and Lows .....	31-32
2019 Transactions .....	33

## **HISTORY**

Franchise History .....	35-57
Postseason History .....	58-59
Pelicans in the All-Star Game .....	60
From the Beach to the Bigs .....	61-65
All-Time Roster .....	66-73
Before the Pelicans .....	74

## **RECORD BOOKS**

All-Time Team Records .....	75
Single Season Records .....	76-81
Career Records .....	82-88
Single Game Records .....	88-90
Streaks and Feats .....	91-93

## **LOW-A EAST**

Low-A East Information .....	96-97
All-Time League Club Nicknames .....	98

## **Opponents**

Quick Reference Guide .....	99
Augusta GreenJackets .....	100
Columbia Fireflies .....	101
Down East Wood Ducks .....	102
Fayetteville Woodpeckers .....	103
Charleston RiverDogs .....	104
Lynchburg Hillcats .....	105
Salem Red Sox .....	106

## **CHICAGO CUBS**

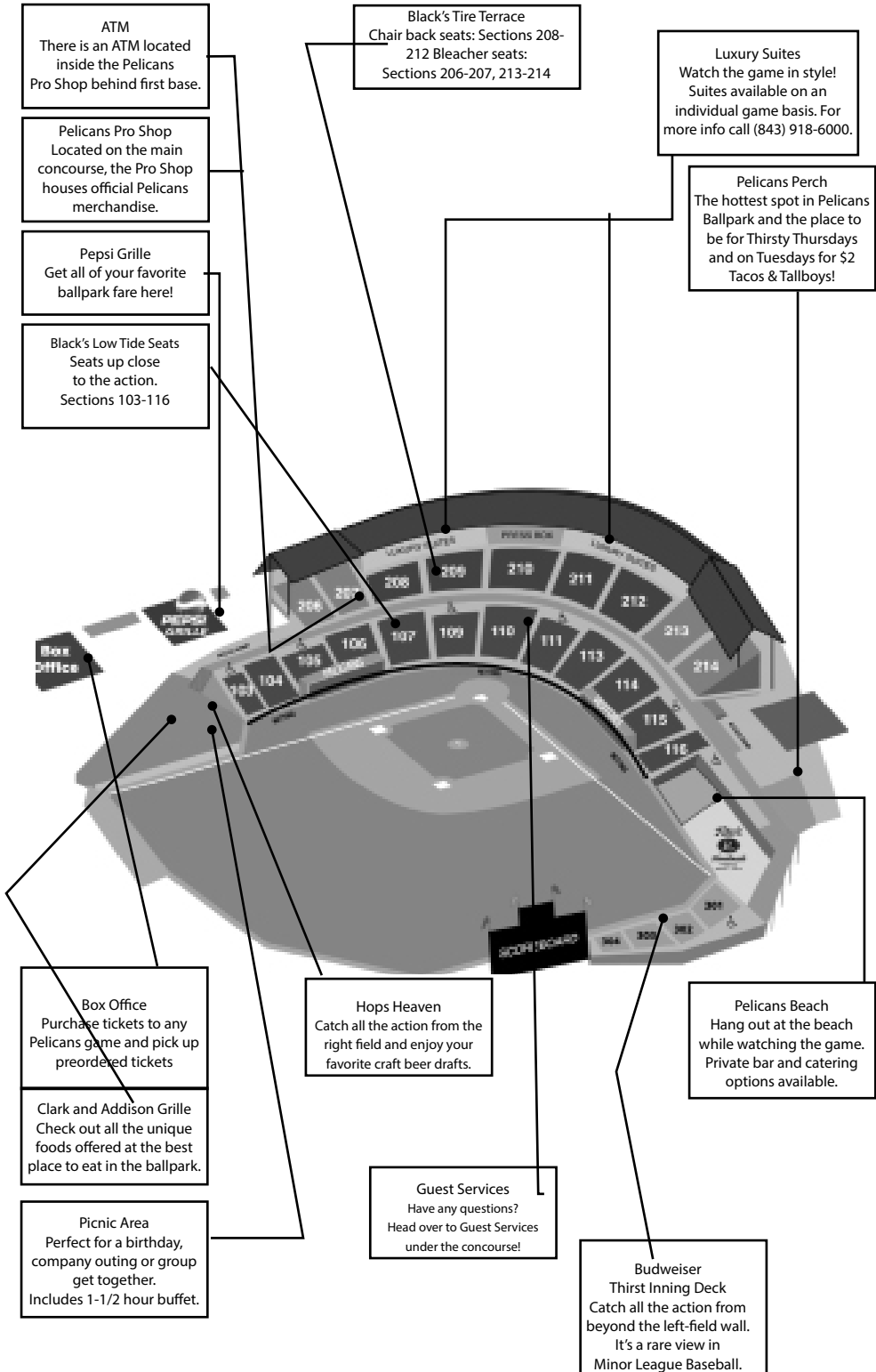
Chicago Cubs Directory .....	108
Affiliates .....	109
Iowa Cubs .....	110
Tennessee Smokies .....	111
South Bend Cubs .....	112

## **NOTES**

Notes .....	113
-------------	-----



# BALLPARK GUIDE







The 2021 season is the 23rd year of Myrtle Beach Pelicans baseball and the club's seventh as an affiliate of the Chicago Cubs. The Pelicans have won four Carolina League championships, winning back-to-back titles in 1999 and 2000 and again in 2015 and 2016. This year will mark the Pelican's first season in the newly formed Professional Development League as they will compete in the Low-A East league.

# *Pelicans* 2021 CLUB INFORMATION

**MyrtleBeachPelicans.com**

# MEDIA AND BALLPARK INFO

## CONTACT INFORMATION

### Press Box

Media Relations: (843) 918-6080  
Home Radio: (843) 918-6064  
Press Area: (843) 918-6052  
Production: (843) 918-6010

### Media Contacts

Sam Weiderhaft

Media Relations Manager and Broadcaster  
Office: (843) 918-6080 / Cell: (317) 430-3102  
E-mail: Media@MyrtleBeachPelicans.com

### Pelicans Front Office

Main Phone: (843) 918-6000  
Ticket Line: (843) 918-6000  
Toll Free: (877) 918-TIXX (8500)  
Main Fax: (843) 918-6001

## PREGAME SCHEDULE

### 7:05 PM

4:00-4:15 Pelicans Infield  
4:15-5:00 Pelicans BP  
5:00-5:15 Visitors Infield  
5:15-6:10 Visitors BP  
6:15-7:00 Field Prep  
7:05 First pitch

### 6:05 PM

3:00-3:15 Pelicans Infield  
3:15-4:00 Pelicans BP  
4:00-4:15 Visitors Infield  
4:15-5:10 Visitors BP  
5:15-6:00 Field Prep  
6:05 First pitch

Official Scorer .....	Rick Bayless
PA Announcer.....	
Scoreboard Operator.....	Randy
Campbell & Matt Bernacchi	

**CREDENTIALS:** All working members of the media are required to have a press pass. Requests for credentials must be made at least 24 hours prior to game time. Credentials will only be issued to legitimate working media and will be made available at the Pelicans Will Call window at the box office. Season credentials are issued to news agencies that cover the Pelicans on a daily basis.

Media credentials issued by the Myrtle Beach Pelicans are deemed as nontransferable personal licenses and must be clearly displayed at all times. The credential provides evidence that the bearer has been authorized to enter as a working member of the media. The credential is the property of the Myrtle Beach Pelicans and is revocable by the Pelicans staff at any time. The bearer of Pelicans media credentials: 1) agrees to careful search and inspection of prohibited items and/or confiscation of prohibited items; 2) agrees to comply with all ballpark and Myrtle Beach Pelicans rules and regulations; 3) assumes all risks and dangers incidental to attendance at the events, whether occurring prior to, during, or after the events; 4) understands that the requesting of autographs or equipment from players and coaches is strictly prohibited and that such requests will result in ejection and confiscation of credential.

**PHOTOGRAPHERS:** Photographers will receive a pass that will allow for photography throughout the stadium, provided it does not interfere with the action on the field or with a fan's view of the game. A photography pit is located in each of the home and away dugouts on the far ends closest to the outfield. Photographers are required to stay within the specified areas of the ballpark. **There is no photography of any kind allowed in the clubhouse.**

**POSTGAME INTERVIEWS:** Following each Pelicans home game, the clubhouse will be open to members of the media. **UPON REQUEST TO THE PELICANS MEDIA RELATIONS STAFF**, players and coaches may be available for interview prior to games.

**PRESS BOX:** Members of the media may access the Pelicans press box by taking the elevator located just inside Gate 2. The press box is viewable immediately after exiting the elevator to the right. Game notes, team stats, starting lineups, starting pitcher day-to-day stats, rosters, transactions and other pertinent information will be made available to the media prior to and during each game in the press box. Wireless internet access is available; contact the Pelicans media relations staff for information.

## 2021 Myrtle Beach Pelicans Media & Information Guide

The 2021 Myrtle Beach Pelicans Media Guide was produced by the Pelicans Media Relations Department, under the direction of Sam Weiderhaft. All information is current as of April 26, 2021 unless otherwise indicated.

Statistical information provided in part by Major League Baseball Advanced Media (MLBAM), 75 Ninth Avenue, Fifth Floor, New York, NY 10011.

Layout, design, and editing by Sam Weiderhaft. Photography included in the 2018 Myrtle Beach Pelicans Information Guide is by Robbie Gurganus, Larry Kave, Alex Symcak, Steve Green/Chicago Cubs, Roger C. Hoover/Tennessee Smokies, Atlanta Braves, Kelly Gavin and Alex Yocum-Beeman/Texas Rangers, Hickory Crawdads, Spokane Indians, Round Rock Express, Potomac Nationals, Nikolaus (Carolina Mudcats) and Kane County Cougars as well as the following photographers from MiLB.com: Carl Kline and Ken Inness.

Special thanks to former Broadcasters/Media Relations personnel Noah Cloonan, Zach Bigley, Scott Kornberg, Nathan Barnett, Tyler Maun, Joel Godett and Travis Lucian, current Pelicans Assistant General Manager Kristin Call, General Manager Ryan Moore, the Chicago Cubs Media Relations department, Brett Taylor of Bleacher Nation and Josh Timmers of Bleed Cubbie Blue.

Additional information on the 2021 Myrtle Beach Pelicans is available through the Pelicans Media Relations Department by calling Sam Weiderhaft at (843) 918-6080 or via e-mail at Media@MyrtleBeachPelicans.com.

## TEAM INFORMATION

Year Established	1999
Major League Affiliation	Chicago Cubs (since 2015)
League/Division	Low-A East/South
Years in the League	23rd season (First in Low-A East)
Team Colors	Sun Gold, Midnight Blue, and Pelicans Blue

## TicketReturn.Com FIELD AT PELICANS BALLPARK

Name	TicketReturn.Com Field at Pelicans Ballpark
Opened	1999
Original Cost	\$12.8 million
Ballpark (Seating Capacity)	4,800 fixed seats, 6,599 capacity with standing room
Luxury Suites	9

## OUTFIELD DIMENSIONS

Left Field	308 ft.
Center Field	400 ft.
Right Field	328 ft.
Wall Height	RF-LC: 8 ft., LC-LF: 6 ft.

## DIRECTIONS

From Georgetown, Pawleys Island, Murrells Inlet, Surfside, and points south

Take Highway 17 Bypass North past Coastal Grand Mall and over Highway 501. Take a right onto 10th Ave. N (Bojangles will be on your right). After about a mile you'll come to a four-way intersection where you'll take a left onto Grissom Parkway. After half a mile you'll see the TicketReturn.Com Field at Pelicans Ballpark sign, and you'll take a left into the Pelicans main parking lot.

From North Myrtle Beach, Little River, North Carolina, and points north

Take Highway 17 Bypass South to Grissom Parkway. Follow the signs to Grissom Parkway and veer right onto Grissom heading south towards downtown Myrtle Beach. On Grissom Parkway you'll pass Broadway At The Beach, which is located on the right. Go through the next intersection, which is 21st Ave. N. and take a right into the Pelicans main parking lot (marked by the TicketReturn.Com Field at Pelicans Ballpark sign on the right), which is the first right after crossing 21st Ave. N.

From Conway, Galivants Ferry, and points west

Take Highway 501 East heading toward Myrtle Beach. After going underneath the overpass (17 bypass), go approximately one mile while staying in the left lane. Take a left onto Grissom Parkway, on Grissom Parkway go through the 10th Ave. N. intersection and take a left into Pelicans main parking lot.

## PELICANS BALLPARK FIRSTS:

First	Details
First game	April 12, 1999
First crowd	5,521
First pitch	April 12, 1999 — 7:14 p.m.
First temperature	74 degrees
First MB pitcher	Luis Rivera
First opponent	Potomac
First batter	Esix Snead (POT)
First hit	Andy Bevins (POT) — HR
First MB hit	Ryan Lehr — HR
First MB error	Marcus Giles
First walk received	Marcus Giles
First stolen base	Jeff Spencer
First cycle	Dee Brown (WIL)
First grand slam	Ryan Lehr (8/28/99)
First streaker	Unknown nude fan (9/1/99)
First car through OF wall	August 29, 2000



# FRONT OFFICE STAFF

## CONTACT INFO

Office: 843-918-6002  
Tickets: 843-918-6000  
Fax: 843-918-6001  
info@MyrtleBeachPelicans.com



## ADDRESS

TicketReturn.Com Field at Pelicans Ballpark  
1251 21st Avenue North  
Myrtle Beach, SC 29577

## MANAGEMENT

Chairman & Managing Partner.....	Chuck Greenberg
President & General Manager.....	Ryan Moore
Associate General Manager .....	Kristin Call
Senior Director of Finance.....	Anne Frost
Office Manager/Administrative Assistant.....	Beth Freitas
Director of Retail and Ballpark Operations.....	Dan Bailey
Box Office Manager.....	Shannon Samanka
Assistant General Manager of Sales.....	Ryan Cannella
Sports & Tourism Manager.....	Todd Chapman
Director of Fan Engagement.....	Hunter Horenstein
Media Relations Manager & Broadcaster.....	Sam Weiderhaft
Sales Execution Coordinator.....	Sammy Parnell
Director of Video Production.....	Ryan Nicholson
Sports Turf Manager.....	Jordan Barr
Sports Turf Assistant.....	Zach Born
Director of Food & Beverage.....	Brad Leininger
Chef .....	Tiffany Sharp
Home Clubhouse Manager.....	Stan Hunter
Visiting Clubhouse Manager.....	Michael Pearson
Team Photographer.....	Larry Kave
Fan Engagement Assistant.....	Sara Nimmo
Video Production Assistant .....	Ryan Allison
Video Production Assistant .....	Dakota Lebofsky
Ticket Sales Assistant.....	Derek Loewen
Ticket Sales Assistant.....	Ryan Strobel
Retail Assistant .....	Josh Jenkins
Food and Beverage Assistant.....	Kyle Hadley

## COACHING STAFF

Manager.....	Buddy Bailey
Hitting Coach .....	Dan Puente
Pitching Coach.....	Clayton Mortensen
Athletic Trainer .....	German Suncin
Strength Coach.....	Austin Smith
Development Coach .....	Ben Martin







# CHUCK GREENBERG

## CHAIRMAN & MANAGING PARTNER



**F**or more than two decades, Myrtle Beach Pelicans Chairman and Managing Partner, Chuck Greenberg, has built his reputation as an innovative franchise owner and operator, corporate and sports attorney, dealmaker, advisor, and expert on the business and economics of major professional sports.

Chuck's involvement with the Pelicans began on May 31, 2006, when his ownership group finalized the purchase of the franchise from Capitol Broadcasting Company. He subsequently spearheaded an effort to enhance TicketReturn.Com Field at Pelicans Ballpark in Myrtle Beach and make it among the most fan-friendly venues in Minor League Baseball. Within his first two years as Team President and Managing Partner, Chuck's group invested nearly \$2.5 million to enhance the Pelicans' home ballpark, including the installation

of a state-of-the-art, 550-sq. ft. video board, a new Outfield Reserved Bleacher Seating section, and the opening of Pelicans Beach, which was subsequently dubbed "the only baseball-front beach in America." The Major League-quality video board was the largest in the Carolina League at the time of installation and ranks among the largest in all of Minor League Baseball.

In addition to his role as Pelicans' Chairman & Managing Partner, he currently holds the same title with the State College (Pa.) Spikes, the Class-A Short Season affiliate of the St. Louis Cardinals. He is also the General Partner and CEO of the Frisco RoughRiders, the Double-A affiliate of the Texas Rangers, a team that he purchased along with RoughRiders President and co-General Partner Scott Sonju in 2014.

In November 2009, Chuck announced the formation of Greenberg Sports Group (GSG), which provides management, consulting and marketing services to the sports industry across the country. GSG also manages the overall operations of Pelicans, RoughRiders, and Spikes.

Well respected across baseball, Chuck has the distinguished honor of serving on the Minor League Baseball Board of Trustees, a position to which he was elected to in December 2007. The 12-person Board has exclusive power to determine policies and to enact rules and regulations for Minor League Baseball and its member clubs.

Among Chuck's leadership roles in the industry, he has helped to launch Minor League Baseball's "Project Brand" initiative, which was announced at the 2012 Baseball Winter Meetings. "Project Brand" is a transformational new national marketing program designed to attract major national sponsors by creating one cohesive brand encompassing all 160 member clubs. Previously, he served on the inaugural Board of Directors of the Baseball Internet Rights Company (BIRCO), which holds the digital media rights of its member Minor League Baseball clubs and leagues and partners in a strategic venture with Major League Baseball Advanced Media (MLBAM). Chuck is also a co-Chair of Minor League Baseball's Diversity Committee, where he was tapped for a leadership position by Minor League Baseball President Pat O'Connor, in part for his success in attracting substantial minority investment to his ownership groups.

Chuck is the former Managing Partner & CEO of the Texas Rangers, a role he assumed in 2010 after his group of investors (Rangers Baseball Express, LLC), which included Baseball Hall of Famer Nolan Ryan, acquired the Major League Baseball franchise from Tom Hicks and Hicks Sports Group.

His tenure as Rangers' Managing Partner & CEO was highlighted by the club winning the American League Pennant and reaching first World Series in the history of the franchise. Off the field, Chuck spearheaded the development of an enhanced senior management staff, overhauled the fan experience at Globe Life Park in Arlington, constructed and installed a new state-of-the-art video board, game entertainment control room, and technological overhaul of Globe Life Park, and helped re-establish a sense of trust and excitement between the franchise and community. He was also the architect of a lucrative and landmark deal with Fox Sports Southwest that has since changed the landscape of regional television rights deals throughout the sports industry.

Chuck's professional baseball career began in October 2001, when he led an ownership group that



purchased the Double-A Eastern League's Altoona Curve. During his time as the Curve's President & Managing Partner (2002-08), the club set numerous single-game and season attendance records, continually reinvested private money into capital improvement projects at Blair County Ballpark, and helped the franchise gain national stature as one of the most creative and innovative teams in professional sports.

The Curve won the prestigious Larry MacPhail Promotional Award in 2004, the 2006 Baseball America Freitas Award as the top Double-A franchise, and added the highest honor bestowed annually upon a Minor League Baseball club, the John H. Johnson President's Trophy, in 2006. Altoona became only the 11th franchise to receive all three major awards, and was the first team to accomplish the feat in less than three years.

The Pittsburgh native had a long and successful career as a corporate and sports attorney, and currently serves as counsel with the globally-based law firm Reed Smith LLP. Prior to joining Reed Smith in 2010, Chuck was a Partner in the Pennsylvania-based law firm Pepper Hamilton, LLP, which he joined in 1998. He headed the firm's sports practice and was a member of its Executive Committee. Throughout his career, he has lent his expertise to the acquisition and sale of more than two dozen franchises in baseball, football, basketball, hockey, soccer and lacrosse.

Among his work in the sports industry, Chuck was instrumental in helping put together the deal that landed a group led by National Hockey League Hall of Famer Mario Lemieux and renowned businessman Ron Burkle ownership of the bankrupt Pittsburgh Penguins in 1999 and saved the franchise for Pittsburgh and Western Pennsylvania. In 2007, he represented Lemieux, Burkle and the Penguins in successful negotiations with the Commonwealth of Pennsylvania, the City of Pittsburgh and Allegheny County which resulted in a deal to build a brand-new, state-of-the-art arena in downtown Pittsburgh and secure the future of the Penguins in Pittsburgh for at least another 30 years.

Chuck has been featured in numerous articles and has made frequent television and radio appearances concerning the business and economics of sports, particularly regarding sports franchises and facilities. He has also been a frequent speaker and panelist at the annual National Sports Forum and Baseball Winter Meetings. In 2008, he was named to the Sports Business Research Advisory Board at Penn State University, representing team owners in the work of the Center for Sports Business Research, which focuses on the development of first-rate academic and applied empirical research in the sports industry while helping to define educational opportunities for students looking to start careers in sports business.

He also serves on the board of directors of the Mario Lemieux Foundation and also served on the executive committee of the Mario Lemieux Celebrity Golf Invitational, which was held for nearly 20 years.

Chuck graduated from Upper St. Clair High School in Pittsburgh in 1978 and four years later received his B.A. from Tufts University in Massachusetts. In 1985, he graduated from the University of Michigan Law School. Chuck makes his home in Westlake, Texas. He has adult sons (Jeff, Jack and Ben).

## **Ownership / Myrtle Beach Pelicans LP**

**Chuck Greenberg - Chairman & Managing Partner**

**Fernando Aguirre - Vice Chairman**

**Brad and Niti Ross**

**The Robert Brooks Family**

**C.D.S. Sports, LLC**

**Abbot Friedland**

**Bob & Marybeth Miller**

**Jim & Margot Murray**

**The Rogal Family**

**John D. Whalen**





# RYAN MOORE

## PRESIDENT & GENERAL MANAGER



Ryan Moore first joined the Pelicans organization in 2008 as a Ticket Sales Representative. In 2015 Ryan rejoined the Myrtle Beach Pelicans as the Vice President of Business Operations before being promoted to General Manager in 2018. He was elevated to President in 2020.

Ryan previously served as the General Manager of the Jupiter Hammerheads, the Miami Marlins Class A-Advanced affiliate. He also worked as the Assistant General Manager of Roger Dean Stadium, the Spring Training location for the St. Louis Cardinals and the Miami Marlins. From 2010-2014 Ryan worked for the Gwinnett Braves, the Atlanta Braves Triple-A affiliate, overseeing their ticket sales efforts.

Originally a Connecticut native, Ryan has spent the past 15 years living in the

Southeast.

Upon his return to Myrtle Beach Ryan became involved with Habitat for Humanity and currently serves on their board. He is also an alum of Leadership Grand Strand 37. A 2006 graduate of Elon University, Moore earned a degree in Sports Management. During his time at Elon, he completed internships with the Greensboro Coliseum and Elon University's Athletic Department. Moore resides in Myrtle Beach with his wife Alexandra, son Austin, and their two dogs, Cooper and Charlie.



# KRISTIN CALL

## ASSOCIATE GENERAL MANAGER



The 2020 season will mark Kristin's 15th season in Minor League Baseball and her seventh with the Myrtle Beach Pelicans. In the fall of 2013 Kristin made the move to South Carolina and joined the Pelicans as the Senior Director of Marketing. Prior to the 2019 the Pelicans reorganized their executive structure and she was elevated to the role of Assistant General Manager. Prior to the 2020 season she assumed the role of Associate General Manager. In addition to her involvement with all aspects of the organization, Call's core responsibilities fall under the marketing and promotions departments.

Kristin's career in the minors began with the West Virginia Power in 2006 as an intern. Prior to the 2007 season she was hired full time as the Director of Promotions. Over the course of her eight years with the Power her roles included Director of Marketing and finally Assistant General Manager, Marketing. A highlight of her time with the Power was the team's creation and execution of a healthy lifestyle program in which they promoted the importance of

healthy living to over 20,000 kids including appearances at over 100 schools.

Call's industry accolades include 2012 South Atlantic League Female Executive of the Year, 2015 and 2019 Carolina League Female Executive of the Year.


Kristin is originally from Barboursville, WV and a graduate of Cabell Midland High School. In 2002 she entered West Virginia State University on a 4-year academic and volleyball scholarship and in 2006 graduated Magna Cum Laude with a B.A. in Communications and a focus in Public Relations.

During her time in WV, Kristin was also an assistant coach for Charleston Catholic High School's Varsity Volleyball team. During her eight year stint the team enjoyed seven State Tournament appearances and captured two State Titles. Call is currently the assistant coach for the Myrtle Beach High School Varsity Volleyball team. She also is proud to serve her community through involvement with the Myrtle Beach Area Hospitality Association, The American Heart Association, and Christ United.



# SAM WEIDERHAFT

**MEDIA RELATIONS MANAGER & BROADCASTER**



**S**am Weiderhaft is a 2020 graduate of Butler University in Indianapolis with a degree in sports media. Recently, Weiderhaft spent the past year working with Coastal Carolina University in Conway, South Carolina as the broadcaster for women's basketball on the Chanticleer Sports Network, as well as softball and soccer on ESPN+.

At Butler, Sam was the lead student-broadcaster for football, women's basketball, soccer, softball, and baseball. He also worked with Franklin College as the football broadcaster for the 2018 and 2019 seasons.

Weiderhaft spent the summer of 2019 in the prestigious Cape Cod Baseball League as the play-by-play broadcaster for the Bourne Braves. Sam has also interned with WISH TV Channel 8 Indianapolis and spent time as a sideline reporter for the Big East Digital Network on Fox Sports GO. Weiderhaft is from Carmel, Indiana where he enjoys attending Butler basketball games, spending time with friends and family, and of course, watching baseball.

**DON'T MISS THE**

*Pelicans*

**EXPERIENCE**

**WATCH EVERY HOME GAME ON MILB.TV**

**LISTEN TO THE PELICANS AT**

**[milb.streamguys1.com/myrtle-beach](http://milb.streamguys1.com/myrtle-beach)**



Buddy Bailey returns to manage the Myrtle Beach Pelicans after leading the club from 2016-2018. Bailey spent the 2019 season as the manager for Single-A South Bend Cubs. This year will mark Bailey's 33rd season as a minor league manager. The Norristown, PA native led the Pelicans three half-season Southern Division Championship titles, one Southern Division Championship title, and the Carolina League Championship in 2016 during his first stint.

*Pelicans*

## 2021 COACHING STAFF

**MyrtleBeachPelicans.com**



## BUDDY BAILEY

MANAGER



**RESIDES:** Lynchburg, VA **BORN:** March 28, 1957 (age 64) Norristown, PA

**LAST SEASON:** Manager — South Bend Cubs

**MiLB SERVICE (player):** 4 seasons

**MiLB SERVICE (coach):** 33rd season

**MANAGING EXPERIENCE:** 33rd season

**YEARS WITH THE CUBS:** 15th season (as coach)

**YEARS WITH THE PELICANS:** 4th season


Entering his 33rd season as a minor league manager, Buddy Bailey will make his return to Myrtle Beach to manage the Pelicans for the 2021 season. After leading the South Bend Cubs to the 2019 Midwest League championship, the Pennsylvania native will serve his second stint with the Pelicans after managing the club from 2016-2018. During his first three years with Myrtle Beach, Bailey collected three half-season Southern Division Championship titles, one Southern Division Championship title, and the Carolina League Championship in 2016. For his career, Bailey owns 2,140 regular season victories, making him one of just 11 minor league managers to reach the 2,000-win plateau in history. 2021 will mark Bailey's 15th season as a manager in the Chicago Cubs organization.

### MiLB MANAGING EXPERIENCE

YEAR	TEAM	LG	LVL	Aff	AGE	W	L	W-L %
1983	Pulaski	AL	R	ATL	26	45	26	.634
1984	Pulaski	AL	R	ATL	27	69	37	.536
1985	Sumter	SAL	A	ATL	28	72	63	.533
1986	Durham	CL	A	ATL	29	72	68	.514
1987	Sumter	SAL	A	ATL	30	75	62	.547
1988	Greenville	SL	AA	ATL	31	87	57	.604
1988	Durham	CARL	A	ATL	31	82	58	.586
1989	Greenville	SOUL	AA	ATL	32	70	69	.504
1990	Greenville	SOUL	AA	ATL	33	57	87	.396
1991	Lynchburg	CARL	A+	BOS	34	67	72	.482
1992	Lynchburg	CARL	A+	BOS	35	77	58	.570
1993	Pawtucket	IL	AAA	BOS	36	60	82	.423
1994	Pawtucket	IL	AAA	BOS	37	78	64	.549
1995	Pawtucket	IL	AAA	BOS	38	70	71	.496
1996	Pawtucket	IL	AAA	BOS	39	78	64	.549
2002	Pawtucket	IL	AAA	BOS	45	60	84	.417
2003	Pawtucket	IL	AAA	BOS	46	83	61	.576
2004	Pawtucket	IL	AAA	BOS	47	73	71	.507
2006	Daytona	FLOR	A+	CHC	49	71	66	.518
2007	Iowa	PCL	AAA	CHC	50	79	65	.549
2008	Tennessee	SOUL	AA	CHC	51	62	77	.446
2009	Daytona	FLOR	A+	CHC	52	64	71	.474
2010	Daytona	FLOR	A+	CHC	53	75	64	.540
2011	Daytona	FLOR	A+	CHC	54	76	61	.555
2012	Tennessee	SOUL	AA	CHC	55	72	68	.514
2013	Tennessee	SOUL	AA	CHC	56	76	62	.551
2014	Tennessee	SOUL	AA	CHC	57	66	73	.475
2015	Tennessee	SOUL	AA	CHC	58	76	63	.547



2016	Myrtle Beach	CARL	A+	CHC	59	82	57	.590
2017	Myrtle Beach	CARL	A+	CHC	60	73	67	.521
2018	Myrtle Beach	CARL	A+	CHC	61	61	78	.439
2019	South Bend	MIDW	A	CHC	62	76	61	.555
<b>TOTALS (32 seasons)</b>					<b>2,140</b>	<b>2099</b>	<b>.514</b>	



After spending 2019 with the South Bend Cubs, Buddy Bailey returns to manage the Pelicans after leading the club from 2016-2018. (Larry Kave/Myrtle Beach Pelicans)



## PELICANS MANAGERIAL DATA

<u>W-L</u>	<u>%</u>	<u>YEAR(S)</u>	<u>FINISH</u>	<u>W-L</u>	<u>%</u>	<u>YEAR(S)</u>	<u>FINISH</u>
<b><u>Brian Snitker</u></b>				<b><u>Jason Wood</u></b>			
238-179	.571	'99-'01	3rd/1st 1999# 1st/1st 2000* 2nd/3rd 2001	223-194	.535	'11-'13	1st/4th 2011 3rd/2nd 2012 1st/2nd 2013
<b><u>Randy Ingle</u></b>				<b><u>Joe Milkulik</u></b>			
271-285	.487	'02-'05	1st/2nd 2002 4th/4th 2003 2nd/3rd 2004 3rd/4th 2005	82-56	.594	'14	1st/1st 2014
<b><u>Rocket Wheeler</u></b>				<b><u>Mark Johnson</u></b>			
331-365	.476	'06-'10	3rd/3rd 2006 4th/3rd 2007 1st/1st 2008 4th/4th 2009 4th/3rd 2010	81-57	.587	'15	1st/2nd 2015*
				<b><u>Buddy Bailey</u></b>			
				216-202	.517	'16-'18	2nd/1st 2016* 1st/5th 2017 5th/4th 2018
				<b><u>Steve Lerud</u></b>			
				55-81	.404	'19	5th/3rd 2019*

\* - Carolina League Champions  
# - Carolina League Co-Champions





# DAN PUENTE

## HITTING COACH

**RESIDES:** **BORN:** Dec. 3, 1981 in Galesburg, IL  
**LAST SEASON:** South Bend Cubs (Season Canceled)  
**MLB SERVICE (player):** N/A  
**MiLB SERVICE (player):** 2 seasons  
**MiLB SERVICE (coach):** 1st season  
**YEARS WITH THE CUBS:** 2nd season  
**YEARS WITH THE PELICANS:** 1st season



Puente joined the Cubs in 2020 and was slated to spend the season in South Bend before the season was canceled. He has been a hitting and catching instructor at Elite Baseball Training since 2012, a technology-infused baseball and softball instructional company created by the Cubs Director of Hitting Justin Stone. Puente also served as an associate scout for the Houston Astros from 2008-12 and was the Manager of Youth Baseball Initiatives for the Chicago White Sox. A former catcher, he was selected by Baltimore in the 12th round of the 2004 Draft and played two minor league seasons.

### MINOR LEAGUE STATS

YEAR	TEAM	LVL	BA	OBP	SLG	G	AB	R	H	2B	3B	HR	RBI	BB	SO	SB
2004	Bluefield	R	.143	.276	.204	15	49	4	7	3	0	0	6	9	21	0
2005	Delmarva	A	.091	.167	.091	9	22	1	2	0	0	0	2	2	10	0
2005	Bluefield	Rk	.308	.400	.385	14	39	5	12	3	0	0	6	5	12	0
MINOR LEAGUE TOTALS			.191	.299	.245	38	110	10	21	6	0	0	14	16	43	0







# CLAYTON MORTENSEN

## PITCHING COACH

**RESIDES:** **BORN:** April 10th, 1985 in Rexburg, Idaho

**LAST SEASON:** Pitching Coach — Idaho Falls Chukars


**MLB SERVICE (player):** 5 seasons

**MiLB SERVICE (coach):** 2nd season

**PITCHING COACH EXPERIENCE:** 2nd season

**YEARS WITH THE CUBS:** 1st season

**YEARS WITH THE PELICANS:** 1st season



Coaching Staff

After an MLB career that stretched five seasons, Clayton Mortensen joins the Myrtle Beach Pelicans for his first season in the Chicago Cubs organization. Mortensen spent the 2019 season in the Pioneer league as the pitching coach for the Idaho Falls Chukars, where he won the 2019 League title. Prior to the 2020 cancellation, Mortensen was slated to return to the Chukars for his second year. The Idaho native was drafted 36th overall in the 2007 Draft by the St. Louis Cardinals and made his MLB debut in 2009. He made stops in St. Louis, Oakland, Colorado, at the major league level..

### MLB STATS

YEAR	TEAM	LVL	W	L	ERA	G	GS	SV	IP	H	R	ER	HR	BB	SO	HBP	WP
2009	2 Teams	MLB	2	4	7.63	7	6	0	30.2	42	34	26	6	13	13	3	1
	St. Louis	MLB	0	0	6.00	1	0	0	3.0	5	6	2	1	1	2	1	0
	Oakland	MLB	2	4	7.81	6	6	0	27.2	37	28	24	5	12	11	2	1
2010	Oakland	MLB	0	0	4.50	1	1	0	6.0	6	4	3	1	2	7	0	0
2011	Colorado	MLB	2	4	3.86	16	6	0	58.1	55	30	25	9	24	30	2	3
2012	Boston	MLB	1	1	3.21	26	0	0	42.0	32	15	15	7	19	41	1	3
2013	Boston	MLB	1	2	5.34	24	0	0	30.1	32	19	18	3	16	21	3	1
MAJOR LEAGUE TOTALS			6	11	4.68	74	13	0	167.1	167	102	87	26	74	112	9	8



# GERMAN SUNCIN

## ATHLETIC TRAINER

- RESIDES:** Carbondale, IL
- LAST SEASON:** Cubs Dominican Summer League
- ATHLETIC TRAINING EXPERIENCE:** 4 seasons
- YEARS WITH THE CUBS:** 4 seasons
- YEARS WITH THE PELICANS:** 1st season



German Suncin will enter his fourth season as an athletic trainer for the Cubs organization and his first in Myrtle Beach in 2021. The Carbondale, IL native served as the athletic trainer in 2018 and 2019 for the Cubs Dominican Summer League team after spending 2017 as an intern with the club in Arizona. Suncin is a graduate of Southern Illinois University.





# AUSTIN SMITH

## STRENGTH COACH

**RESIDES:** Johnson City, TN.

**LAST SEASON:** Cubs organization

**COACHING EXPERIENCE:** 10 seasons


**YEARS WITH THE CUBS:** 2nd season

**YEARS WITH THE PELICANS:** 1st season



After being hired by the Cubs in 2020, Austin Smith will be the Pelican's strength coach for the 2021. season. Smith holds a bachelor's degree from Liberty University and a PhD in Sport Performance and Physiology from East Tennessee State University. He previously served as a performance coach for USA Bobsled and Skeleton and has experience in biomechanics, sport performance, periodization strength and conditioning, and athlete monitoring.





The 2019 season was a tale of two halves for the Pelicans. In the first half, the Pelicans finished with a record of 21-46, which was last in the Carolina League. The second half saw the Birds go 34-35, and remained in postseason contention until the final week of the regular season. Myrtle Beach finished with a 55-81 overall record and have now posted back-to-back losing seasons for the first time in franchise history.



# 2019 Season in Review

[MyrtleBeachPelicans.com](http://MyrtleBeachPelicans.com)

2021 Season

# 2019 DAY-BY-DAY RESULTS

## 1ST HALF DAY-BY-DAY

Date	Gm #	Opponent	Game Time	W-L	Score	Record	Pos	GA	GB	Winning Pitcher	Losing Pitcher	Save	Time	Att	Home	Road
															No.	No.
First Half (21-46)																
<b>April (7-19)</b>																
4/4	1	Lynchburg	7:05 p.m.		L 5-14	0-1	T-4th	-1.0	Justin Garza (1-0)	Alex Lange (0-1)	-		3:51	6,599	1	
4/5	2	Lynchburg	7:05 p.m.		L 3-6	0-2	5th	-1.5	Nick Gallagher (1-0)	Brendan King (0-1)	Kyle Nelson (1)		3:01	1,527	2	
4/6	3	Lynchburg	6:05 p.m.	W	2-0	1-2	T-3rd	-2.0	Ryan Kellogg (1-0)	Yaspon Gamoz (0-1)	Ben Hecht (1)		2:50	2,413	3	
4/7	4	Lynchburg	6:05 p.m.		L 0-3	1-3	T-4th	-2.0	El Morgan (1-0)	Javier Assad (0-1)	Jared Robinson (1)		2:36	2,156	4	
4/8	5	at Down East	7:00 p.m.		L 4-12	1-4	5th	-2.0	Alex Eubanks (1-0)	Erling Moreno (0-1)			2:44	913		1
4/9	6	at Down East	7:00 p.m.		L 4-5	1-5	5th	-3.0	Josh Advocate (1-0)	Ben Hecht (0-1)	Demarcus Evans (1)		3:13	927	2	
4/10	7	at Down East	11:00 a.m.		L 0-7	1-6	5th	-4.0	Tyler Phillips (1-0)	Alex Lange (0-2)			2:14	2,670	3	
4/11	8	Fayetteville	7:05 p.m.		L 2-3	1-7	5th	-4.5	Chad Donato (1-1)	Manuel Rodriguez (0-1)			2:56	2,470	5	
4/12	9	Fayetteville	7:05 p.m.	W	6-1	2-7	5th	-4.5	Paul Richan (1-0)	JP France (0-2)		3:13 (0:17)	1,787	6		
4/13	10	Fayetteville	6:05 p.m.		L 4-6	2-8	5th	-4.0	Cesar Rasado (1-0)	Javier Assad (0-2)			3:33	2,302	7	
4/14	11	Fayetteville	6:05 p.m.		L 4-9	2-9	5th	-5.0	Cristian Javier (2-0)	Erling Moreno (0-2)			3:23	2,096	8	
4/15	12	Frederick	7:00 p.m.		L 3-9	2-10	5th	-6.0	Cody Sedlock (1-0)	Luis Lugo (0-1)			2:55	2,431	9	
4/16	13	Frederick	7:00 p.m.		L 2-8	3-11	5th	-7.0	Brenan Hanifee (1-1)	Ryan Kellogg (1-1)			2:52	3,554	10	
4/17	14	Frederick	7:00 p.m.	W	5-3	3-11	5th	-7.0	Bryan Hudson (1-0)	Michael Baumann (0-1)	Brian Glowicki (1)		3:27	3,345	11	
4/18	15	at Lynchburg	6:30 p.m.	W	9-0	4-11	5th	-7.0	Oscar De La Cruz (1-0)	John Hillman (1-2)			2:43	1,810		5
4/20	16	at Lynchburg	4:00 p.m.		W 4-2	5-11	5th	-7.0	Paul Richan (2-0)	Justin Garza (1-3)	Manny Rodriguez (1)		2:27	2,636		4
4/20	17	at Lynchburg	6:00 p.m.	W	4-1	6-11	5th	-6.0	Erling Moreno (1-2)	Felix Tati (0-1)			2:16	2,636		6
4/21	18	at Lynchburg	3:00 p.m.		L 1-8	6-12	5th	-7.0	Adam Scott (1-2)	Alex Lange (0-3)			2:29	1,265		7
4/22	OFF	Day														
4/23	19	Carolina	7:05 p.m.		L 3-7	6-13	5th	-7.0	Matt Smith (1-1)	Bryan Hudson (1-1)			3:14	2,616	12	
4/24	20	Carolina	7:05 p.m.	W	3-2	7-13	5th	-6.0	Jesus Camargo (1-0)	Clayton Andrews (0-1)			2:47	2,641	13	
4/25	21	Carolina	7:05 p.m.		L 1-3	7-14	5th	-6.0	Dylan File (1-1)	Erling Moreno (1-3)	Rodrigo Beniot (6)		2:50	4,069	14	
4/26	22	at Salem	7:05 p.m.		L 5-7	7-15	5th	-7.0	Enmanuel De Jesus (1-3)	Paul Richan (2-2)	Jake Cosart (4)		2:49	2,813		8
4/27	23	at Salem	6:05 p.m.		L 1-7	7-16	5th	-8.0	Kutter Crawford (1-0)	Javier Assad (0-3)			2:42	3,612		9
4/28	24	at Salem	2:05 p.m.		L 7-15	7-17	5th	-9.0	Jhonthan Diaz (1-2)	Alex Lange (0-4)	Eduard Bazarido (2)		3:15	1,701		10
4/29	25	Down East	7:05 p.m.		L 0-3	7-18	5th	-10.0	Tyler Phillips (2-1)	Bryan Hudson (1-2)	Joe Barlow (1)		2:26	1,406	15	
4/30	26	Down East	7:05 p.m.		L 4-7	7-19	5th	-11.0	Demarcus Evans (2-0)	Tyler Peyton (0-1)			3:20	2,165	16	
<b>May (12-17)</b>																
5/1	27	Down East	7:05 p.m.		L 3-8	7-20	5th	-12.0	Sal Mendez (2-0)	Erling Moreno (1-4)			3:04	1,726	17	
5/2	28	Down East	7:05 p.m.		L 3-5	7-21	5th	-13.0	Reid Anderson (2-0)	Paul Richan (2-2)	Michael Matuella (1)		2:54	2,008	18	
5/3	29	Salem	7:05 p.m.	W	12-2	8-21	5th	-13.0	Javier Assad (1-3)	Jhonthan Diaz (2-2)			2:51	2,047	19	
5/4	30	Salem	6:00 p.m.		W 3-2	9-21	5th	-13.0	Alex Lange (1-4)	Bryan Mata (1-1)	Tommy Nance (1)		2:53	3,409	20	
5/5	31	Salem	6:00 p.m.		W 8-2	10-21	5th	-13.0	Luis Lugo (1-1)	Daniel Gonzalez (1-3)			3:04	2,191	21	
5/6	OFF	Day														
5/7	32	at Down East	7:00 p.m.	W	4-3	11-21	5th	-12.0	Erling Moreno (2-4)	Tyler Phillips (2-2)	Ben Hecht (2)					11
5/8	33	at Down East	11:00 a.m.	W	4-2	12-21	5th	-11.0	Paul Richan (3-2)	Cole Uvila (1-1)	Brian Glowicki (2)		3:07	2,777	12	
5/9	34	at Down East	7:00 p.m.		L 4-7	12-22	5th	-12.0	Joe Kuzia (1-0)	Brendan King (0-2)	Alex Eubanks (1)		2:49	4,077	13	
5/10	35	at Carolina	7:00 p.m.		L 1-5	12-23	5th	-13.0	Noah Zavolas (2-2)	Alex Lange (1-5)			2:40	5,636	14	
5/11	36	at Carolina	5:00 p.m.		L 7-9	12-24	5th	-13.0	Ryan Kellogg (2-0)	Ryan Kellogg (1-2)			3:19	4,133	15	
5/12	37	at Carolina	2:00 p.m.		L 2-7	12-25	5th	-15.0	Dylan File (3-3)	Adbert Alzola (0-1)			2:27	1,028		16
5/13	38	Winston-Salem	7:05 p.m.	W	11-1	13-25	5th	-14.0	Erling Moreno (3-4)	Konnor Pilkington (0-1)			2:35	1,558	22	
5/14	39	Winston-Salem	7:05 p.m.	W	5-2	14-25	5th	-14.0	Paul Richan (4-2)	Zach Lewis (2-2)			2:46	2,049	23	
5/15	40	Winston-Salem	7:05 p.m.	W	10-1	15-25	5th	-14.0	Javier Assad (2-3)	Cristian Castillo (1-5)	Ben Hecht (3)		2:16	2,187	24	
5/16	41	Winston-Salem	7:05 p.m.		L 0-6	15-26	5th	-14.0	Wyatt Burns (2-1)	Alex Lange (1-6)			3:05	3,346	25	
5/17	42	at Lynchburg	6:00 p.m.		L 0-2	15-27	5th	-14.0	Dakody Clemmer (1-0)	Ryan Lawlor (0-1)	Robert Broom (1)		2:35	1,769		17
5/18	43	at Lynchburg	6:00 p.m.		L 1-6	15-28	5th	-14.0	Matt Solter (2-0)	Erling Moreno (3-5)			3:01	2,802		18
5/19	44	at Lynchburg	3:00 p.m.	W	5-4 (10)	16-28	5th	-14.0	Ben Hecht (1-1)	Robert Broom (1-1)			3:22	1,426		19
5/20	45	at Frederick	7:00 p.m.	W	8-5	17-28	5th	-14.0	Paul Richan (5-2)	Brenan Hanifee (2-4)	Jesus Camargo (1)		3:06	2,419	20	
5/21	46	at Frederick	7:00 p.m.		L 5-6	17-29	5th	-14.0	Steven Klimex (3-1)	Javier Assad (2-4)	Diogenes Almengo (3)		2:45	2,908	21	
5/22	47	at Frederick	7:00 p.m.		L 2-8	17-30	5th	-15.0	Luis Perez (2-1)	Alex Lange (1-7)			2:55	3,057	22	
5/23	48	at Frederick	11:00 a.m.		L 7-8 (11)	17-31	5th	-15.0	Steven Klimex (4-1)	Ryan Kellogg (1-3)			3:38	6,232		23
5/24	49	at Wilmington	7:05 p.m.	W	2-1	18-31	5th	-14.0	Erling Moreno (4-5)	Daniel Tillo (3-4)	Ryan Lawlor (1-1)		3:01	6,733	24	
5/25	50	at Wilmington	6:05 p.m.		L 1-2	18-32	5th	-15.0	Daniel Lynch (4-2)	Luis Lugo (1-2)	Tyler Zuber (8)		2:40	3,916	25	
5/26	51	at Wilmington	1:35 p.m.		L 5-6	18-33	5th	-16.0	Tad Ratiff (1-1)	Manny Rodriguez (0-2)			3:09	2,973	26	
5/27	52	at Wilmington	12:05 p.m.		L 0-1	18-34	5th	-17.0	Brady Singer (2-1)	Javier Assad (2-5)	Holden Capps (1)		2:28	3,365	27	
5/28	OFF	Day														
5/29	53	Potomac	7:05 p.m.		L 0-8	18-35	5th	-18.0	Nick Raquet (3-5)	Alex Lange (1-8)			2:55	2,084	26	
5/30	54	Potomac	7:05 p.m.	W	8-0	19-35	5th	-17.5	Erich Uelmen (1-0)	Andrew Lee (1-3)			2:41	2,772	27	
5/31	55	Potomac	7:05 p.m.		L 3-6 (5)	19-36	5th	-19.0	Malvin Pena (3-3)	Luis Lugo (1-3)			2:34	2,592	28	
<b>June (7-16)</b>																
6/1	56	Potomac	6:05 p.m.	W	7-2	20-36	5th	-19.0	Paul Richan (6-2)	Kyle Johnston (5-6)			3:24	3,387	29	
6/2	57	Wilmington	6:05 p.m.		L 6-7 (10)	20-37	5th	-19.0	Tyler Zuber (3-2)	Alexander Vargas (0-1)			3:49	3,028	30	
6/3	58	Wilmington	7:05 p.m.		L 5-9	20-38	5th	-20.0	Jackson Kowar (5-3)	Jesus Camargo (1-1)			3:44	2,372	31	
6/4	59	Wilmington	7:05 p.m.		L 3-4	20-39	5th	-21.0	Holden Capps (3-1)	Ryan Kellogg (1-4)	Tad Ratiff (13)		2:58	3,223	32	
6/5	OFF	Day														
6/6	60	at Winston-Salem	7:00 p.m.		L 2-5	20-40	5th	-22.0	Zach Lewis (4-3)	Erich Uelmen (1-1)	Jose Nin (6)		2:45	3,322		28
6/8	61	at Winston-Salem	Cancelled													
6/9	62	at Winston-Salem	Cancelled													
6/9	63	at Winston-Salem	Cancelled													
6/10	64	at Fayetteville	7:00 p.m.		L 4-8	20-41	5th	-23.5	Nivaldo Rodriguez (1-3)	Paul Richan (6-3)			3:05	2,189		29
6/11	65	at Fayetteville	7:00 p.m.		L 1-5	20-42	5th	-24.5	Luis Garcia (2-0)	Erick Leal (0-1)	Willy Collado (3)		3:07	2,733		30
6/12	66	at Fayetteville	7:00 p.m.		L 0-1	20-43	5th	-25.5	Brett Conine (2-1)	Alex Lange (1-9)	Jacob Billingsley (1)	3:05 (0:38)	2,109			31
6/13	67	Down East	7:05 p.m.		L 0-1	20-44	5th	-26.5	Sal Mendez (3-0)	Erich Uelmen (1-2)	Joe Kuzia (5)		2:49	5,199		33
6/14	68	Down East	7:05 p.m.		L 4-5	20-45	5th	-27.5	Jefferson Medina (1-0)	Tyler Peyton (0-2)	Cole Uvila (1)		3:21	2,854	34	
6/15	69	Down East	6:05 p.m.	W	3-1	21-45	5th	-26.5	Alexander Vargas (1-1)	Reid Anderson (3-3)	Jesus Camargo (2)		2:32	3,826	35	
6/16	70	Down East	6:05 p.m.		L 4-5 (11)	21-46	5th	-27.5	Joe Kuzia (3-0)	Tyler Payne (0-1)	Cole Uvila (2)		4:05	4,014	36	

**ALL-STAR BREAK — Off — Day**

6/19 N/A

Carolina League All-Star Classic (Zebulon, N.C.)



# 2019 in Review





# 2019 STANDINGS

## 2019 CAROLINA LEAGUE STANDINGS BY HALF

### FIRST HALF

NORTHERN	W	L	PCT	GB
*Wilmington	44	25	.638	--
Lynchburg	32	35	.478	11.0
Potomac	30	37	.448	13.0
Frederick	29	40	.420	15.0
Salem	25	42	.373	18.0

SOUTHERN	W	L	PCT	GB
*Down East	50	20	.714	--
Winston-Salem	38	26	.594	9.0
Carolina	39	30	.565	10.5
Fayetteville	31	38	.449	18.5
Myrtle Beach	21	46	.313	27.5

\* - First half champions

### SECOND HALF

NORTHERN	W	L	PCT	GB
**Salem	42	28	.600	--
Potomac	40	30	.571	2.0
*Wilmington	38	31	.551	3.5
Lynchburg	30	38	.441	11.0
Frederick	24	44	.353	17.0

SOUTHERN	W	L	PCT	GB
**Fayetteville	41	29	.586	--
*Down East	37	32	.536	3.5
Myrtle Beach	34	35	.493	6.5
Winston-Salem	34	35	.493	6.5
Carolina	26	44	.371	15.0

\*\* - Second half champions, # - Wild Card champions

## 2019 CAROLINA LEAGUE OVERALL STANDINGS

NORTHERN	W	L	PCT	GB
Wilmington	82	56	.594	--
Potomac	70	67	.511	11.5
Salem	67	70	.489	14.5
Lynchburg	62	73	.459	18.5
Frederick	53	84	.387	28.5

SOUTHERN	W	L	PCT	GB
Down East	87	52	.626	--
Winston-Salem	72	61	.541	12.0
Fayetteville	72	67	.518	15.0
Carolina	65	74	.468	22.0
Myrtle Beach	55	81	.404	30.5

### Southern Division Playoffs

Fayetteville def. Down East 3-2

### Northern Division Playoffs

Wilmington def. Salem 3-2

### Carolina League - Mills Cup Championship

Wilmington def. Fayetteville 3-2



# 2019 SEASON INDIVIDUAL STATISTICS

## 2019 INDIVIDUAL PELICANS BATTING TOTALS

PLAYER	G	AB	R	H	2B	3B	HR	RBI	SB	CS	BB	SO	BA	OBP	SLG
Aramis Ademan	112	362	40	80	10	8	5	39	16	9	48	92	.221	.318	.334
Miguel Amaya	99	341	50	80	24	0	11	57	2	0	54	69	.235	.351	.402
D.J. Artis	10	40	3	10	0	0	0	1	1	3	2	11	.250	.286	.250
Cam Balego	113	389	53	96	18	0	12	48	1	4	58	87	.247	.368	.386
Jhonny Bethencourt	51	157	15	31	6	0	0	14	7	8	19	40	.197	.279	.236
Zach Davis	62	225	36	60	9	3	0	12	29	10	18	63	.267	.336	.333
Tyler Durna	24	87	14	22	5	0	0	10	1	0	4	15	.253	.316	.310
Grant Fennell	97	329	42	82	18	1	5	50	2	1	41	102	.249	.336	.356
Wladimir Galindo	51	169	14	38	7	0	2	13	2	2	14	51	.225	.288	.302
Eric Gonzalez	10	25	1	5	1	0	0	1	1	0	1	3	.200	.231	.240
Jose Gutierrez	26	68	8	12	1	0	0	4	1	0	1	18	.176	.186	.191
Jimmy Herron	92	318	35	70	17	4	4	30	19	7	44	66	.220	.320	.336
Kevonte Mitchell	104	342	38	72	14	0	14	49	7	9	41	104	.211	.305	.374
Tyler Payne	73	254	29	65	15	1	8	30	0	0	15	48	.256	.308	.417
Yeiler Peguero	41	112	8	20	3	2	0	5	6	3	7	33	.179	.227	.241
Luke Reynolds	81	278	33	62	15	1	6	32	1	2	34	96	.223	.320	.349
Carlos Sepulveda	112	379	48	92	12	2	0	36	14	5	57	75	.243	.342	.285
Zac Taylor	16	51	3	5	2	1	0	2	1	2	2	21	.098	.132	.176
D.J. Wilson	46	140	18	20	3	1	4	15	9	5	25	56	.143	.280	.264
Delvin Zinn	53	198	27	48	10	0	0	13	16	5	12	40	.242	.297	.293
Ben Zobrist	3	10	3	2	0	0	2	2	0	0	2	3	.200	.333	.800
<b>TEAM TOTALS</b>	<b>136</b>	<b>4274</b>	<b>518</b>	<b>972</b>	<b>190</b>	<b>24</b>	<b>73</b>	<b>463</b>	<b>136</b>	<b>75</b>	<b>499</b>	<b>1093</b>	<b>.227</b>	<b>.317</b>	<b>.334</b>

## 2019 INDIVIDUAL PELICANS PITCHING TOTALS

PLAYER	W	L	ERA	G	GS	SV	IP	H	R	ER	HR	BB	SO	WP	GO/AO	GDP	BAA
Adbert Alzolay	0	1	11.25	1	1	0	4	7	6	5	1	2	3	2	1	1	.389
Javier Assad	4	10	3.87	22	22	0	116.1	108	53	50	11	41	91	2	0.7	9	.254
Jesus Camargo	4	3	3.59	36	0	4	72.2	56	32	29	5	23	68	8	0.73	2	.212
Oscar De La Cruz	1	0	1.20	3	3	0	15	14	4	2	0	5	17	0	0.69	0	.246
Enrique De Los Rios	1	3	2.03	16	2	0	40	41	15	9	3	7	29	1	1.26	6	.266
Scott Effross	0	0	1.84	8	0	0	14.2	12	3	3	0	1	13	0	1.55	1	.231
Brian Glowicki	0	1	7.36	19	0	2	33	37	29	27	6	14	33	3	0.58	1	.272
Eric Gonzalez	0	0	18.00	1	0	0	1	2	2	2	0	1	1	2	1	0	.400
Ben Hecht	1	2	2.57	24	0	4	35	28	10	10	5	14	46	3	1.26	4	.222
Chad Hockin	1	1	1.98	11	0	0	13.2	7	5	3	0	6	21	1	1.5	1	.149
Bryan Hudson*	1	2	5.22	7	7	0	29.1	34	17	17	5	8	24	2	1.77	2	.288
Ryan Kelllogg*	2	8	4.54	23	8	0	69.1	88	40	35	5	15	48	4	0.81	8	.319
Garrett Kelly	1	0	3.00	19	0	4	27	18	11	9	1	19	30	4	0.53	1	.186
Brendan King	0	2	11.17	5	0	0	9.2	14	12	12	1	7	10	1	1.43	0	.350
Alex Lange	1	9	7.36	11	11	0	47.2	58	43	39	4	26	51	5	1.53	3	.290
Ryan Lawlor*	0	2	2.02	21	0	3	35.2	23	10	8	1	13	61	5	0.88	2	.177
Erick Leal	1	1	4.31	6	6	0	31.1	24	15	15	3	13	33	1	1.04	3	.214
Brendon Little*	2	1	5.95	4	4	0	19.2	21	14	13	2	9	23	2	0.89	0	.269
Luis Lugo*	1	3	3.80	11	7	0	47.1	51	26	20	5	16	45	2	0.72	3	.279
Brailyn Marquez*	4	1	1.71	5	5	0	26.1	21	6	5	1	7	26	3	0.76	2	.214
Erling Moreno	6	5	6.02	16	8	0	49.1	55	34	33	4	36	23	9	1.87	10	.296
Tommy Nance	0	0	0.00	1	0	1	2	2	0	0	0	0	2	0	2	1	.286
Jeffrey Passantino	3	1	2	7	6	0	36	28	8	8	3	6	35	0	0.56	0	.215
Jack Patterson*	2	0	0	5	5	0	23.2	8	1	0	0	8	24	0	2	1	.104
Tyler Payne	0	1	0	2	0	0	2	2	1	0	0	0	4	0	0	0	.250
Tyler Peyton	0	3	5.1	26	0	1	47.5	51	32	27	6	16	33	4	0.75	2	.276
Paul Richan	10	5	3.97	17	17	0	93	96	47	41	10	18	86	0	0.76	7	.264
Ethan Roberts	1	3	2.63	15	0	4	24	25	8	7	0	2	23	1	1.24	3	.269
Manuel Rodriguez	1	3	3.45	35	0	2	47	43	23	18	1	17	65	3	1.54	4	.242
Manuel Rondon*	0	2	4.8	10	0	1	15	19	8	8	0	3	17	0	0.56	1	.311
Jake Stinnett	0	0	0	1	0	0	2	1	2	0	0	1	1	1	5	1	.125
Erich Uelmen	5	3	3.05	11	11	0	62	56	23	21	4	18	50	1	2.18	11	.247
Alexander Vargas	2	5	4.78	18	13	0	79	91	45	42	6	13	47	1	0.95	7	.292
<b>Team Total</b>	<b>55</b>	<b>81</b>	<b>3.96</b>	<b>136</b>	<b>136</b>	<b>26</b>	<b>1171.1</b>	<b>1141</b>	<b>585</b>	<b>516</b>	<b>93</b>	<b>385</b>	<b>1083</b>	<b>71</b>	<b>0.97</b>	<b>97</b>	<b>.256</b>



# 2019 HOME STATISTICS

## 2019 PELICANS BATTING TOTALS AT HOME

PLAYER	G	AB	R	H	2B	3B	HR	RBI	BB	SO	SB	CS	BA	OBP	SLG
Aramis Ademan	60	186	25	40	6	5	3	18	29	50	7	4	.215	.319	.349
Miguel Amaya	53	173	28	38	10	0	4	27	33	37	2	0	.220	.356	.347
D.J. Artis	3	12	0	2	0	0	0	0	1	5	0	1	.167	.231	.167
Cam Balego	54	172	28	46	10	0	7	19	36	39	1	3	.267	.407	.448
Jhonny Bethencourt	25	73	8	20	5	0	0	11	10	18	7	4	.274	.353	.342
Zach Davis	34	119	20	31	4	2	0	7	8	28	18	4	.261	.326	.328
Tyler Durna	14	49	5	13	2	0	0	5	1	9	1	0	.265	.321	.306
Grant Fennell	46	164	15	37	8	0	0	22	10	49	2	0	.226	.274	.274
Wladimir Galindo	25	82	7	13	5	0	0	5	9	28	1	0	.159	.242	.220
Eric Gonzalez	4	13	0	2	0	0	0	1	1	2	1	0	.154	.214	.154
Jose Gutierrez	13	24	4	4	0	0	0	2	1	7	1	0	.167	.192	.167
Jimmy Herron	50	168	20	42	11	3	3	21	24	32	8	4	.250	.350	.405
Keonte Mitchell	52	170	18	32	3	0	7	21	21	49	4	6	.188	.287	.329
Tyler Payne	39	130	13	33	3	0	3	14	9	23	0	0	.254	.313	.346
Yeiler Peguero	26	65	5	10	1	1	0	2	4	19	2	1	.154	.203	.200
Luke Reynolds	39	125	12	29	7	1	3	22	19	46	1	1	.232	.340	.376
Carlos Sepulveda	57	181	22	36	7	0	0	15	27	40	8	3	.199	.300	.238
Zac Taylor	8	27	2	3	1	1	0	1	0	12	1	1	.111	.111	.222
D.J. Wilson	27	87	9	10	0	1	1	4	10	35	6	1	.115	.212	.172
Delvin Zinn	27	93	13	25	7	0	0	8	9	20	7	2	.269	.352	.344
Ben Zobrist	3	10	3	2	0	0	2	2	2	3	0	0	.200	.333	.800
TEAM TOTALS	70	2123	257	468	90	14	33	227	264	551	78	35	.220	.314	.323

## 2019 PELICANS PITCHING TOTALS AT HOME

PLAYER	W	L	ERA	G	GS	SV	IP	H	R	ER	HR	BB	SO	WP	AVG
Javier Assad	4	3	2.98	9	9	0	48.1	32	16	16	2	20	40	2	.192
Jesus Camargo	2	1	3.18	20	0	3	39.2	25	15	14	0	13	38	5	.182
Oscar De La Cruz	0	0	1.80	2	2	0	10.0	8	4	2	0	4	14	0	.222
Enrique De Los Rios	0	2	1.88	7	0	0	14.1	17	6	3	1	3	13	0	.304
Scott Effross	0	0	4.76	3	0	0	5.2	7	3	3	0	1	5	0	.304
Brian Glowicki	0	0	4.66	11	0	1	19.1	20	11	10	3	7	23	2	.253
Ben Hecht	0	1	1.02	13	0	2	17.2	13	2	2	2	6	27	1	.203
Chad Hockin	0	0	0.00	5	0	0	6.0	2	0	0	0	2	11	0	.105
Bryan Hudson*	1	2	4.44	6	6	0	26.1	29	13	13	4	8	23	2	.276
Ryan Kellogg*	2	6	4.81	14	7	0	48.2	60	26	26	4	13	36	3	.316
Garrett Kelly	0	0	2.00	12	0	2	18.0	9	6	4	0	12	20	2	.148
Brendan King	0	1	4.50	3	0	0	8.0	8	4	4	1	4	9	1	.276
Alex Lange	1	3	5.63	5	5	0	24.0	26	17	15	2	16	25	4	.265
Ryan Lawlor*	0	0	1.72	10	0	1	15.2	10	3	3	0	8	23	4	.175
Erick Leal	0	0	6.17	3	3	0	11.2	12	8	8	2	6	12	0	.267
Brendon Little*	1	1	7.27	2	2	0	8.2	9	8	7	1	7	9	2	.257
Luis Lugo*	1	2	3.43	5	3	0	21.0	22	13	8	2	11	20	0	.265
Brailyn Marquez*	2	0	0.87	2	2	0	10.1	5	1	1	0	4	12	2	.139
Erling Moreno	3	3	6.53	6	4	0	20.2	22	16	15	3	17	11	3	.282
Tommy Nance	0	0	0.00	1	0	1	2.0	2	0	0	0	0	2	0	.286
Jeffrey Passantino	1	1	1.42	4	3	0	19.0	12	3	3	1	3	16	0	.185
Jack Patterson*	1	0	0.00	2	2	0	10.0	3	0	0	0	1	12	0	.094
Tyler Payne	0	1	0.00	1	0	0	1.0	2	1	0	0	0	2	0	.400
Tyler Peyton	0	3	5.76	16	0	0	29.2	34	24	19	5	10	22	3	.286
Paul Richan	6	2	2.08	9	9	0	52.0	42	16	12	3	10	48	0	.219
Ethan Roberts	0	1	2.60	10	0	2	17.1	18	5	5	0	1	17	1	.277
Manuel Rodriguez	1	1	3.20	18	0	1	25.1	24	10	9	0	10	36	0	.250
Manuel Rondon*	0	1	5.14	5	0	1	7.0	10	4	4	0	2	9	0	.333
Jake Stinnett	0	0	0.00	1	0	0	2.0	1	2	0	0	1	1	1	.125
Erich Uelmen	3	2	2.06	7	7	0	39.1	28	11	9	1	15	33	0	.201
Alexander Vargas	1	3	4.58	8	6	0	39.1	47	21	20	4	6	20	0	.301
Team Total	30	40	3.42	70	70	14	618	559	269	235	41	221	589	38	.242



# 2019 ROAD STATISTICS

## 2019 PELICANS BATTING TOTALS ON THE ROAD

PLAYER	G	AB	R	H	2B	3B	HR	RBI	BB	SO	SB	CS	BA	OBP	SLG
Aramis Ademan	52	176	15	40	4	3	2	21	19	42	9	5	.227	.317	.318
Miguel Amaya	46	168	22	42	14	0	7	30	21	32	0	0	.250	.345	.458
D.J. Artis	7	28	3	8	0	0	0	1	1	6	1	2	.286	.310	.286
Cam Balego	59	217	25	50	8	0	5	29	22	48	0	1	.230	.333	.336
Jhonny Bethencourt	26	84	7	11	1	0	0	3	9	22	0	4	.131	.213	.143
Zach Davis	28	106	16	29	5	1	0	5	10	35	11	6	.274	.347	.340
Tyler Durna	10	38	9	9	3	0	0	5	3	6	0	0	.237	.310	.316
Grant Fennell	51	165	27	45	10	1	5	28	31	53	0	1	.273	.391	.436
Wladimir Galindo	26	87	7	25	2	0	2	8	5	23	1	2	.287	.333	.379
Eric Gonzalez	5	12	1	3	1	0	0	0	0	1	0	0	.250	.250	.333
Jose Gutierrez	13	44	4	8	1	0	0	2	0	11	0	0	.182	.182	.205
Jimmy Herron	42	150	15	28	6	1	1	9	20	34	11	3	.187	.286	.260
Kevonte Mitchell	52	172	20	40	11	0	7	28	20	55	3	3	.233	.323	.419
Tyler Payne	33	124	16	32	12	1	5	16	6	25	0	0	.258	.303	.492
Yeller Peguero	15	47	3	10	2	1	0	3	3	14	4	2	.213	.260	.298
Luke Reynolds	42	153	21	33	8	0	3	10	15	50	0	1	.216	.302	.327
Carlos Sepulveda	55	198	26	56	5	2	0	21	30	35	6	2	.283	.381	.328
Zac Taylor	8	24	1	2	1	0	0	1	2	9	0	1	.083	.154	.125
D.J. Wilson	19	53	9	10	3	0	3	11	15	21	3	4	.189	.377	.415
Delvin Zinn	26	105	14	23	3	0	0	5	3	20	9	3	.219	.243	.248
Team Total	66	2151	262	504	100	10	40	236	235	542	58	40	.234	.320	.346

## 2019 PELICANS PITCHING TOTALS ON THE ROAD

PLAYER	W	L	ERA	G	GS	SV	IP	H	R	ER	HR	BB	SO	WP	AVG
Adbert Alzolay	0	1	11.25	1	1	0	4.0	7	6	5	1	2	3	2	.389
Javier Assad	0	7	4.50	13	13	0	68.0	76	37	34	9	21	51	0	.293
Jesus Camargo	2	2	4.09	16	0	1	33.0	31	17	15	5	10	30	3	.244
Oscar De La Cruz	1	0	0.00	1	1	0	5.0	6	0	0	0	1	3	0	.286
Enrique De Los Rios	1	1	2.10	9	2	0	25.2	24	9	6	2	4	16	1	.245
Scott Effross	0	0	0.00	5	0	0	9.0	5	0	0	0	0	8	0	.172
Brian Glowicki	0	1	11.20	8	0	1	13.2	17	18	17	3	7	10	1	.298
Eric Gonzalez	0	0	18.00	1	0	0	1.0	2	2	2	0	1	1	2	.400
Ben Hecht	1	1	4.15	11	0	2	17.1	15	8	8	3	8	19	2	.242
Chad Hockin	1	1	3.52	6	0	0	7.2	5	5	3	0	4	10	1	.179
Bryan Hudson*	0	0	12.00	1	1	0	3.0	5	4	4	1	0	1	0	.385
Ryan Kellogg*	0	2	3.92	9	1	0	20.2	28	14	9	1	2	12	1	.326
Garrett Kelly	1	0	5.00	7	0	2	9.0	9	5	5	1	7	10	2	.250
Brendan King	0	1	43.20	2	0	0	1.2	6	8	8	0	3	1	0	.545
Alex Lange	0	6	9.13	6	6	0	23.2	32	26	24	2	10	26	1	.314
Ryan Lawlor*	0	2	2.25	11	0	2	20.0	13	7	5	1	5	38	1	.178
Erick Leal	1	1	3.20	3	3	0	19.2	12	7	7	1	7	21	1	.179
Brendon Little*	1	0	4.91	2	2	0	11.0	12	6	6	1	2	14	0	.279
Luis Lugo*	0	1	4.10	6	4	0	26.1	29	13	12	3	5	25	2	.290
Brailyn Marquez*	2	1	2.25	3	3	0	16.0	16	5	4	1	3	14	1	.258
Erling Moreno	3	2	5.65	10	4	0	28.2	33	18	18	1	19	12	6	.306
Jeffrey Passantino	2	0	2.65	3	3	0	17.0	16	5	5	2	3	19	0	.246
Jack Patterson*	1	0	0.00	3	3	0	13.2	5	1	0	0	7	12	0	.111
Tyler Payne	0	0	0.00	1	0	0	1.0	0	0	0	0	0	2	0	.000
Tyler Peyton	0	0	4.00	10	0	1	18.0	17	8	8	1	6	11	1	.258
Paul Richan	4	3	6.37	8	8	0	41.0	54	31	29	7	8	38	0	.316
Ethan Roberts	1	2	2.70	5	0	2	6.2	7	3	2	0	1	6	0	.250
Manuel Rodriguez	0	2	3.74	17	0	1	21.2	19	13	9	1	7	29	3	.232
Manuel Rondon*	0	1	4.50	5	0	0	8.0	9	4	4	0	1	8	0	.290
Erich Uelmen	2	1	4.76	4	4	0	22.2	28	12	12	3	3	17	1	.318
Alexander Vargas	1	2	4.99	10	7	0	39.2	44	24	22	2	7	27	1	.282
TEAM TOTALS	25	41	4.60	66	66	12	553.1	582	316	283	52	164	494	33	.272



# 2019 VS. RHP/RHB STATISTICS

## 2019 PELICANS vs. RHP

PLAYER	AB	R	H	2B	3B	HR	RBI	BB	SO	SB	CS	BA	OBP	SLG
Aramis Ademan	263	32	59	8	8	4	31	42	61	14	8	.224	.334	.361
Miguel Amaya	229	35	50	14	0	7	40	39	51	1	0	.218	.347	.371
D.J. Artis	27	3	7	0	0	0	1	2	7	1	1	.259	.310	.259
Cam Balego	262	40	62	12	0	9	39	39	57	1	2	.237	.370	.385
Jhonny Bethencourt	94	9	19	3	0	0	9	11	19	7	5	.202	.278	.234
Zach Davis	163	29	47	7	2	0	10	12	43	21	9	.288	.354	.356
Tyler Durna	61	7	14	1	0	0	9	4	9	1	0	.230	.288	.246
Grant Fennell	214	32	56	15	1	4	34	25	72	2	0	.262	.339	.397
Wladimir Galindo	114	8	23	3	0	1	6	10	37	1	2	.202	.272	.254
Eric Gonzalez	13	1	2	1	0	0	1	1	2	1	0	.154	.214	.231
Jose Gutierrez	48	5	7	1	0	0	2	1	12	1	0	.146	.163	.167
Jimmy Herron	225	25	53	10	3	2	22	34	44	16	5	.236	.338	.333
Kevonte Mitchell	233	25	43	7	0	10	35	27	74	4	6	.185	.285	.343
Tyler Payne	173	19	43	10	1	5	20	10	32	0	0	.249	.302	.405
Yeiler Peguero	74	3	12	0	2	0	3	6	22	4	3	.162	.225	.216
Luke Reynolds	206	24	48	11	1	4	26	27	71	1	2	.233	.338	.354
Carlos Sepulveda	276	38	64	9	2	0	26	43	53	10	2	.232	.333	.279
Zac Taylor	25	1	1	0	0	0	0	1	13	0	0	.040	.077	.040
D.J. Wilson	112	17	16	2	0	4	13	21	39	8	5	.143	.287	.268
Delvin Zinn	114	19	31	7	0	0	11	7	25	9	2	.272	.331	.333
Ben Zobrist	3	2	1	0	0	1	1	1	1	0	0	.333	.500	1.333
<b>Team Total</b>	<b>2929</b>	<b>374</b>	<b>658</b>	<b>121</b>	<b>20</b>	<b>51</b>	<b>339</b>	<b>363</b>	<b>744</b>	<b>103</b>	<b>52</b>	<b>.225</b>	<b>.32</b>	<b>.332</b>

## 2019 PELICANS vs. RHB

PLAYER	ERA	IP	H	R	ER	HR	HB	BB	SO	WP	AVG
Adbert Alzolay	9.82	3.2	6	4	4	1	0	1	3	2	.375
Javier Assad	4.6	58.2	55	31	30	8	4	17	49	1	.259
Jesus Camargo	4.33	43.2	36	23	21	4	6	12	37	5	.221
Oscar De La Cruz	1.04	8.2	6	2	1	0	1	2	10	0	.194
Enrique De Los Rios	1.29	21	21	6	3	0	0	5	8	1	.269
Scott Effross	2.25	8	8	2	2	0	1	1	4	0	.267
Brian Glowicki	8.05	19	24	18	17	4	2	8	19	2	.289
Eric Gonzalez	54	0.1	2	2	2	0	1	0	0	0	.667
Ben Hecht	3.26	19.1	14	7	7	3	1	7	25	2	.2
Chad Hockin	1.29	7	5	2	1	0	0	3	12	1	.2
Bryan Hudson*	5.32	22	25	13	13	5	0	4	19	1	.281
Ryan Kellogg*	4.88	51.2	69	33	28	4	2	13	29	2	.335
Garrett Kelly	1.15	15.2	10	4	2	0	1	14	17	4	.179
Brendan King	12.15	6.2	9	9	9	1	2	3	7	0	.346
Alex Lange	9.25	24.1	36	26	25	3	2	13	26	2	.324
Ryan Lawlor*	2.74	23	17	9	7	1	1	6	45	2	.193
Erick Leal	2.08	17.1	12	4	4	0	2	7	20	1	.194
Brendon Little*	6.59	13.2	15	11	10	2	0	6	16	1	.273
Luis Lugo*	3.89	37	35	20	16	4	1	11	37	2	.252
Brailyn Marquez*	1.86	19.1	16	4	4	1	0	4	20	1	.219
Erling Moreno	6.59	27.1	29	21	20	2	2	22	17	5	.293
Tommy Nance	0	1	2	0	0	0	0	0	2	0	.4
Jeffrey Passantino	3.15	20	19	7	7	2	1	4	17	0	.257
Jack Patterson*	0	16	2	0	0	0	3	6	17	0	.041
Tyler Payne	0	1.2	0	0	0	0	0	0	3	0	.
Tyler Peyton	4.76	28.1	29	17	15	1	0	8	25	3	.261
Paul Richan	3.54	53.1	46	24	21	7	0	7	43	0	.237
Ethan Roberts	3.52	15.1	15	6	6	0	0	0	15	1	.259
Manuel Rodriguez	4.08	28.2	26	17	13	1	1	9	40	2	.248
Manuel Rondon*	4.91	11	12	6	6	0	0	2	13	0	.279
Jake Stinnett	0	1.1	1	1	0	0	0	0	0	0	.2
Erich Uelmen	3.48	33.2	37	15	13	3	2	7	26	0	.287
Alexander Vargas	3.76	40.2	55	18	17	2	0	5	22	0	.329
<b>Team Total</b>	<b>4.18</b>	<b>698.1</b>	<b>694</b>	<b>362</b>	<b>324</b>	<b>59</b>	<b>36</b>	<b>207</b>	<b>643</b>	<b>41</b>	<b>.261</b>



# 2019 VS. LHP/LHB STATISTICS

## 2019 PELICANS vs. LHP

PLAYER	AB	R	H	2B	3B	HR	RBI	BB	SO	SB	CS	BA	OBP	SLG
Aramis Ademan	99	8	21	2	0	1	8	6	31	2	1	.212	.271	.263
Miguel Amaya	112	15	30	10	0	4	17	15	18	1	0	.268	.361	.464
D.J. Artis	13	0	3	0	0	0	0	0	4	0	2	.231	.231	.231
Cam Balego	127	13	34	6	0	3	9	19	30	0	2	.268	.362	.386
Jhonny Bethencourt	63	6	12	3	0	0	5	8	21	0	3	.190	.282	.238
Zach Davis	62	7	13	2	1	0	2	6	20	8	1	.210	.290	.274
Tyler Durna	26	7	8	4	0	0	1	0	6	0	0	.308	.379	.462
Grant Fennell	115	10	26	3	0	1	16	16	30	0	1	.226	.331	.278
Wladimir Galindo	55	6	15	4	0	1	7	4	14	1	0	.273	.322	.400
Eric Gonzalez	12	0	3	0	0	0	0	0	1	0	0	.250	.250	.250
Jose Gutierrez	20	3	5	0	0	0	2	0	6	0	0	.250	.238	.250
Jimmy Herron	93	10	17	7	1	2	8	10	22	3	2	.183	.274	.344
Kevonte Mitchell	109	13	29	7	0	4	14	14	30	3	3	.266	.350	.440
Tyler Payne	81	10	22	5	0	3	10	5	16	0	0	.272	.322	.444
Yeiler Peguero	38	5	8	3	0	0	2	1	11	2	0	.211	.231	.289
Luke Reynolds	72	9	14	4	0	2	6	7	25	0	0	.194	.266	.333
Carlos Sepulveda	103	10	28	3	0	0	10	14	22	4	3	.272	.367	.301
Zac Taylor	26	2	4	2	1	0	2	1	8	1	2	.154	.185	.308
D.J. Wilson	28	1	4	1	1	0	2	4	17	1	0	.143	.250	.250
Delvin Zinn	84	8	17	3	0	0	2	5	15	7	3	.202	.247	.238
Ben Zobrist	7	1	1	0	0	1	1	1	2	0	0	.143	.250	.571
<b>Team Total</b>	<b>1345</b>	<b>144</b>	<b>314</b>	<b>69</b>	<b>4</b>	<b>22</b>	<b>124</b>	<b>136</b>	<b>349</b>	<b>33</b>	<b>23</b>	<b>.233</b>	<b>.310</b>	<b>.340</b>

## 2019 PELICANS vs. LHB

PLAYER	ERA	IP	H	R	ER	HR	HB	BB	SO	WP	AVG
Adbert Alzola	2.7	0.1	1	2	1	0	0	1	0	0	0.5
Javier Assad	3.12	57.2	53	22	20	3	2	24	42	1	0.248
Jesus Camargo	2.48	29	20	9	8	1	5	11	31	3	0.198
Oscar De La Cruz	1.42	6.1	8	2	1	0	0	3	7	0	0.308
Enrique De Los Rios	2.84	19	20	9	6	3	1	2	21	0	0.263
Scott Effross	1.35	6.2	4	1	1	0	0	0	9	0	0.182
Brian Glowicki	6.43	14	13	11	10	2	0	6	14	1	0.245
Eric Gonzalez	0	0.2	0	0	0	0	0	1	1	2	0
Ben Hecht	1.72	15.2	14	3	3	2	1	7	21	1	0.25
Chad Hockin	2.7	6.2	2	3	2	0	0	3	9	0	0.091
Bryan Hudson*	4.91	7.1	9	4	4	0	0	4	5	1	0.31
Ryan Kellogg*	3.57	17.2	19	7	7	1	1	2	19	2	0.271
Garrett Kelly	5.56	11.1	8	7	7	1	2	5	13	0	0.195
Brendan King	9	3	5	3	3	0	1	4	3	1	0.357
Alex Lange	5.4	23.1	22	17	14	1	0	13	25	3	0.247
Ryan Lawlor*	0.71	12.2	6	1	1	0	1	7	16	3	0.143
Erick Leal	7.07	14	12	11	11	3	2	6	13	0	0.24
Brendon Little*	4.5	6	6	3	3	0	1	3	7	1	0.261
Luis Lugo*	3.48	10.1	16	6	4	1	2	5	8	0	0.364
Brailyn Marquez*	1.29	7	5	2	1	0	1	3	6	2	0.2
Erling Moreno	5.32	22	26	13	13	2	2	14	6	4	0.299
Tommy Nance	0	1	0	0	0	0	0	0	0	0	0
Jeffrey Passantino	0.56	16	9	1	1	1	0	2	18	0	0.161
Jack Patterson*	0	7.2	6	1	0	0	1	2	7	0	0.214
Tyler Payne	0	0.1	2	1	0	0	0	0	1	0	0.667
Tyler Peyton	5.59	19.1	22	15	12	5	2	8	8	1	0.297
Paul Richan	4.54	39.2	50	23	20	3	0	11	43	0	0.296
Ethan Roberts	1.04	8.2	10	2	1	0	0	2	8	0	0.286
Manuel Rodriguez	2.45	18.1	17	6	5	0	0	8	25	1	0.233
Manuel Rondon*	4.5	4	7	2	2	0	0	1	4	0	0.389
Jake Stinnett	0	0.2	0	1	0	0	1	1	1	1	0
Erich Uelmen	2.54	28.1	19	8	8	1	1	11	24	1	0.194
Alexander Vargas	5.87	38.1	36	27	25	4	2	8	25	1	0.248
<b>Team Total</b>	<b>3.69</b>	<b>473</b>	<b>447</b>	<b>223</b>	<b>194</b>	<b>34</b>	<b>29</b>	<b>178</b>	<b>440</b>	<b>30</b>	<b>0.249</b>





# 2019 ADVANCED STATISTICS

## 2019 ADVANCED PELICANS BATTING

PLAYER	PA	BB%	K%	BB/K	AVG	OBP	SLG	OPS	ISO	BABIP	wSB	wRAA	wOBA	wRC+
Aramis Ademan	422	11.4%	21.8%	0.52	.221	.318	.334	.652	.113	.282	-0.1	-3.7	.309	92
Miguel Amaya	410	13.2%	16.8%	0.78	.235	.351	.402	.753	.167	.259	0.6	10	.354	122
D.J. Artis	42	4.8%	26.2%	0.18	.25	.286	.25	.536		.345	-1	-2	.257	57
Cam Balego	468	12.4%	18.6%	0.67	.247	.368	.386	.753	.139	.287	-1.1	13.1	.359	125
Jhonny Bethencourt	182	10.4%	22.0%	0.48	.197	.279	.236	.515	.038	.258	-1.6	-9.6	.249	53
Zach Davis	253	7.1%	24.9%	0.29	.267	.336	.333	.669	.067	.368	2	-0.5	.318	98
Tyler Durna	95	4.2%	15.8%	0.27	.253	.316	.31	.626	.057	.306	0.2	-1.5	.300	86
Grant Fennell	381	10.8%	26.8%	0.4	.249	.336	.356	.692	.106	.338	0.2	1.3	.326	103
Wladimir Galindo	184	7.6%	27.7%	0.27	.225	.288	.302	.590	.077	.310	-0.3	-5.4	.281	74
Eric Gonzalez	26	3.8%	11.5%	0.33	.200	.231	.24	.471	.040	.227	0.2	-1.9	.223	35
Jose Gutierrez	74	1.4%	24.3%	0.06	.176	.186	.191	.377	.015	.235	0.2	-7.9	.176	4
Jimmy Herron	373	11.8%	17.7%	0.67	.220	.3200	.336	.656	.116	.261	1.2	-2.5	.312	94
Kevonte Mitchell	393	10.4%	26.5%	0.39	.211	.305	.374	.680	.164	.256	-2	-0.5	.319	99
Tyler Payne	276	5.4%	17.4%	0.31	.256	.308	.417	.725	.161	.285	0.1	2.8	.335	109
Yeiler Peguero	125	5.6%	26.4%	0.21	.179	.227	.241	.468	.063	.253	0.1	-9.1	.223	35
Luke Reynolds	319	10.7%	30.1%	0.35	.223	.320	.349	.669	.126	.316	-0.4	-1.2	.316	97
Carlos Sepulveda	448	12.7%	16.7%	0.76	.243	.342	.285	.627	.042	.298	1.1	-5.3	.305	89
Zac Taylor	54	3.7%	38.9%	0.1	.098	.132	.176	.309	.078	.167	-0.6	-7	.145	-16
D.J. Wilson	169	14.8%	33.1%	0.45	.143	.280	.264	.544	.121	.198	-0.1	-6.7	.267	65
Delvin Zinn	222	5.4%	18.0%	0.3	.242	.297	.293	.590	.051	.296	1.3	-7.4	.276	70
Ben Zobrist	12	16.7%	25.0%	0.67	.200	.333	.800	1.133	.600		0	1.5	.490	212

## 2019 ADVANCED PELICANS PITCHING

PLAYER	IP	K/9	BB/9	K/BB	HR/9	K%	BB%	K-BB%	AVG	WHIP	BABIP	LOB%	ERA	FIP	E-F	xFIP
Adbert Alzolay	4.0	6.75	4.50	1.50	2.25	15.0%	10.0%	5.0%	.389	2.25	.429	39.5%	11.25	6.63	4.62	4.27
Javier Assad	116.1	7.04	3.17	2.22	0.85	18.9%	8.5%	10.4%	.249	1.28	.292	73.1%	3.87	4.26	-0.39	4.16
Jesus Camargo	72.2	8.42	2.85	2.96	0.62	22.5%	7.6%	14.9%	.209	1.09	.262	69.9%	3.59	3.81	-0.22	3.98
Oscar De La Cruz	15.0	10.20	3.00	3.40	0.00	26.6%	7.8%	18.8%	.241	1.27	.342	80.0%	1.20	2.31	-1.11	3.56
Enrique De Los Rios	40.0	6.53	1.58	4.14	0.68	17.7%	4.3%	13.4%	.263	1.2	.307	75.9%	2.03	3.51	-1.48	3.58
Scott Floss	14.2	7.98	0.61	13.00	0.00	32.2%	1.8%	21.4%	.222	0.89	.293	78.6%	1.84	2.02	-0.18	2.68
Brian Hudswick	33.0	9.00	3.82	2.36	1.64	21.4%	9.1%	12.3%	.268	1.55	.313	53.8%	7.36	5.20	2.17	4.32
Eric Gonzalez	1.0	9.00	9.00	1.00	0.00	14.3%	14.3%	0.0%	.4	3	.5	50.0%	18.00	7.38	10.62	7.38
Ben Hecht	35.0	11.83	3.60	3.29	1.29	32.4%	9.9%	22.5%	.222	1.2	.307	91.9%	2.57	3.98	-1.41	2.79
Chad Hockin	13.2	13.83	3.95	3.50	0.00	38.9%	11.1%	27.8%	.146	0.95	.259	61.5%	1.98	1.62	0.35	2.08
Bryan Hudson*	29.1	7.36	2.45	3.00	1.53	18.9%	6.3%	12.6%	.286	1.43	.322	71.4%	5.22	4.78	0.44	3.50
Ryan Kellogg*	69.1	6.23	1.95	3.20	0.65	16.1%	5.0%	11.0%	.313	1.49	.364	66.7%	4.54	3.71	0.83	4.06
Garrett Kelly	27.0	10.00	6.33	1.58	0.33	25.2%	16.0%	9.2%	.186	1.37	.258	75.1%	3.00	4.08	-1.08	4.63
Brendan King	9.2	9.31	6.52	1.43	0.93	19.6%	13.7%	5.9%	.342	2.17	.433	53.1%	11.17	5.76	5.41	5.52
Alex Lange	47.2	9.63	4.91	1.96	0.76	22.4%	11.4%	11.0%	.29	1.76	.372	53.5%	7.36	4.09	3.27	3.73
Ryan Lawlor*	35.2	15.39	3.28	4.69	0.25	41.8%	8.9%	32.9%	.176	1.01	.319	76.5%	2.02	1.59	0.43	1.97
Erick Leal	31.1	9.48	3.73	2.54	0.86	25.2%	9.9%	15.3%	.211	1.18	.269	70.7%	4.31	4.15	0.16	3.67
Brendon Little*	19.2	10.53	4.12	2.56	0.92	25.6%	10.0%	15.6%	.263	1.53	.346	60.3%	5.95	3.89	2.06	3.74
Luis Lugo*	47.1	8.56	3.04	2.81	0.95	21.8%	7.8%	14.1%	.273	1.42	.336	69.8%	3.80	4.06	-0.25	3.78
Brailyn Marquez*	26.1	8.89	2.39	3.71	0.34	24.5%	6.6%	17.9%	.214	1.06	.282	83.3%	1.71	2.81	-1.10	3.40
Erling Moreno	49.1	4.20	6.57	0.64	0.73	10.1%	15.9%	-5.7%	.294	1.84	.319	68.2%	6.02	5.93	0.09	5.66
Tommy Nance	2.0	9.00	0.00	2.00	0.00	28.6%	0.0%	28.6%	.286	1	.4	100.0%	0.00	1.38	-1.38	1.83
Jeffrey Passantino	36.0	8.75	1.50	5.83	0.75	25.0%	4.3%	20.7%	.211	0.94	.263	87.7%	2.00	3.10	-1.10	3.31
Jack Patterson*	23.2	9.13	3.04	3.00	0.00	27.0%	9.0%	18.0%	.104	0.68	.151	95.0%	0.00	2.87	-2.87	3.29
Tyler Payne	2.0	18.00	0.00	4.00	0.00	50.0%	0.0%	50.0%	.25	1	.5	50.0%	0.00	-0.62	0.62	0.27
Tyler Peyton	47.2	6.23	3.02	2.06	1.13	15.9%	7.7%	8.2%	.27	1.41	.3	61.1%	5.10	4.76	0.33	4.44
Paul Richan	93.0	8.32	1.74	4.78	0.97	22.2%	4.7%	17.6%	.26	1.23	.315	67.0%	3.97	3.51	0.46	3.12
Ethan Roberts	24.0	8.63	0.75	11.50	0.00	23.7%	2.1%	21.7%	.263	1.13	.347	70.4%	2.63	1.71	0.91	2.53
Manuel Rodriguez	47.0	12.45	3.26	3.82	0.19	33.0%	8.6%	24.4%	.24	1.28	.372	63.8%	3.45	2.04	1.41	2.39
Manuel Rondon*	15.0	10.20	1.80	5.67	0.00	26.2%	4.6%	21.5%	.307	1.47	.422	63.6%	4.80	1.71	3.09	2.72
Jake Stinnett	2.0	4.50	4.50	1.00	0.00	10.0%	10.0%	0.0%	.125	1	.143	33.3%	0.00	5.38	-5.38	5.83
Erich Uelmen	62.0	7.26	2.61	2.78	0.58	20.2%	7.3%	12.9%	.247	1.19	.301	75.6%	3.05	3.62	-0.57	3.42
Alexander Vargas	79.0	5.35	1.48	3.62	0.68	14.2%	3.9%	10.2%	.287	1.32	.322	62.5%	4.78	3.75	1.04	3.78



# 2019 FULL ROSTER

2019 IN REVIEW | HIGHS AND LOWS

PLAYER	No.	B	T	HT	WT	BORN	BIRTHPLACE
<b>Pitchers</b>							
Alzola, Adbert	20	R	R	6' 0"	179	3/1/95	Pto. Ordaz, Venezuela
Assad, Javier	30	R	R	6' 1"	200	7/30/97	Tijuana, Baja California, Mexico
Camargo, Jesus	3	R	R	5' 11"	170	11/23/95	Los Mochis, Sinaloa, Mexico
De La Cruz, Oscar	37	R	R	6' 4"	200	3/4/95	La Romana, Dominican Republic
De Los Rios, Enrique	35	R	R	6' 1"	175	5/2/95	Maiquetia, Venezuela
Effross, Scott	40	R	R	6' 2"	202	12/28/93	Twinsburg, OH
Glowicki, Brian	17	R	R	5' 11"	190	10/19/94	Downers Grove, IL
Hecht, Ben	29	R	R	6' 2"	170	5/31/95	Effingham, IL
Hockin, Chad	17	R	R	6' 2"	210	10/7/94	Upland, CA
Hudson, Bryan	21	L	L	6' 8"	220	5/8/97	Godfrey, IL
Kellogg, Ryan	49	R	L	6' 6"	230	2/4/94	Whitby, ON, Canada
Kelly, Garrett	28	R	R	6' 1"	210	8/2/94	Downey, CA
King, Brendan	15	R	R	6' 1"	200	7/8/94	Brookline, MA
Lange, Alex	35	R	R	6' 3"	197	10/2/95	Riverside, CA
Lawlor, Ryan	53	R	L	6' 1"	185	1/8/94	Grosse Pointe, MI
Leal, Erick	57	R	R	6' 3"	180	3/17/95	Carabobo, Venezuela
Little, Brendon	15	L	L	6' 1"	195	8/11/96	Bryn Mawr, PA
Lugo, Luis	48	L	L	6' 5"	200	3/5/94	Barquisimeto, Venezuela
Marquez, Brailyn	36	L	L	6' 4"	185	1/30/99	Santo Domingo, Dominican Republic
Moreno, Erling	50	R	R	6' 3"	200	1/13/97	Cartagena, Colombia
Nance, Tommy	47	R	R	6' 6"	235	3/19/91	Long Beach, CA
Passantino, Jeffrey	48	R	R	5' 9"	225	9/24/95	Fort Myers, FL
Patterson, Jack	56	L	L	6' 0"	210	8/3/95	Suffield, CT
Peyton, Tyler	38	R	R	6' 3"	200	3/31/94	Ottumwa, IA
Richan, Paul	32	R	R	6' 2"	200	3/26/97	Newhall, CA
Roberts, Ethan	20	R	R	5' 11"	170	7/4/97	Sparta, TN
Rodriguez, Manuel	52	R	R	5' 11"	205	8/6/96	Merida, Yucatan, Mexico
Rondon, Manuel	13	L	L	6' 1"	165	3/7/95	Puerto Cabello, Venezuela
Stinnett, Jake	12	R	R	6' 4"	205	4/25/92	Vista, CA
Uelmen, Erich	40	R	R	6' 2"	185	5/19/96	Las Vegas, NV
Vargas, Alexander	19	R	R	6' 4"	203	7/24/97	Santiago, Dominican Republic
<b>Catchers</b>							
	#	B/T	T	Ht	Wt	DoB	Birth Place
Amaya, Miguel	9	R	R	6' 1"	185	3/9/99	Chitre, Panama
Gonzalez, Eric	24	R	R	5' 10"	175	9/2/96	Moca, Dominican Republic
Payne, Tyler	45	R	R	5' 11"	210	10/25/92	Hurricane, WV
<b>Infielders</b>							
	#	B/T	T	Ht	Wt	DoB	Birth Place
Ademan, Aramis	11	L	R	5' 11"	160	9/13/98	Santiago, Dominican Republic
Balego, Cam	22	R	R	5' 11"	205	6/12/95	Pittsburgh, PA
Bethencourt, Jhonny	13	R	R	5' 11"	160	2/12/97	Pampatar, Venezuela
Durna, Tyler	55	L	L	6' 0"	205	11/13/96	San Dimas, CA
Galindo, Wladimir	41	R	R	6' 3"	210	11/6/96	Maracay, Venezuela
Peguero, Yeiler	1	S	R	5' 10"	150	9/20/97	Azua, Dominican Republic
Reynolds, Luke	8	L	R	6' 1"	215	3/20/95	Flowood, MS
Sepulveda, Carlos	7	L	R	5' 10"	170	8/27/96	Monclova, Coahuila, Mexico
Zinn, Delvin	1	R	R	5' 10"	170	5/29/97	Pontotoc, MS
Zobrist, Ben	16	S	R	6' 3"	210	5/26/81	Eureka, IL
<b>Outfielders</b>							
	#	B/T	T	Ht	Wt	DoB	Birth Place
Artis, D.J.	6	L	L	5' 9"	165	3/20/97	Greensboro, NC
Davis, Zach	24	S	R	5' 11"	175	6/29/94	Houston, TX
Fennell, Grant	5	R	R	6' 0"	195	10/12/95	San Diego, CA
Gutierrez, Jose	34	S	R	5' 11"	185	11/9/98	Barcelona, Venezuela
Herron, Jimmy	8	R	L	6' 1"	195	7/27/96	Harleysville, PA
Mitchell, Kevonte	25	R	R	6' 4"	185	8/12/95	Kennett, MO
Taylor, Zac	32	R	R	6' 1"	185	10/1/95	Downers Grove, IL
Wilson, D.J.	4	L	L	5' 8"	177	10/8/96	Canton, OH

## TEAM BATTING

Most runs, game .....	12 (2x; 6/27 at Fayetteville)
Fewest runs, game .....	0 (13x; 8/31 at Wilmington)
Runs, inning .....	9 (3rd, 7/15 vs. Lynchburg)
Hits, game .....	21 (6/27 at Fayetteville)
Hits, inning .....	6 (1st and 3rd, 5/3 vs. Salem)
Fewest hits, game .....	1 (7/7 vs. Down East)
Doubles, game .....	6 (6/27 at Fayetteville)
Triples, game .....	2 (3x; 8/13 at Potomac)
Home runs, game .....	3 (3x; 8/8 vs. Winston-Salem)
Home runs, inning .....	2 (3x; 4th, 5/31 vs. Potomac)
Stolen bases, game .....	6 (4/17 vs. Frederick)
Walks, game .....	11 (4/12 vs. Fayetteville)
Strikeouts, game .....	18 (8/3 at Fayetteville)
Most GDP .....	3 (3x; 5/26 at Wilmington)
Men left on base .....	13 (2x; 7/5 at Lynchburg)

## TEAM PITCHING

Most runs allowed, game .....	15 (4/28 at Salem)
Fewest runs allowed, game .....	0 (10x; 8/13 at Potomac)
Most hits allowed, game .....	18 (4/28 at Salem)
Fewest hits allowed, game .....	3 (6x; 7/10 vs. Potomac)
Strikeouts, game .....	18 (6/16 vs. Down East)
Walks, game .....	9 (4/14 vs. Fayetteville)
Walks, inning .....	4 (4/14 vs. Fayetteville)
Runs allowed, inning .....	7 (3x; 7th, 5/9 at Down East)
Hits allowed, inning .....	9 (1st, 4/28 at Salem)
Home runs allowed, game .....	3 (5/11 at Carolina)
Most pitchers used, game .....	6 (8/23 at Salem)
Errors, game .....	4 (4x; 6/16 vs. Down East)
Total double plays turned .....	4 (6/26 at Winston-Salem)

## MISCELLANEOUS

Longest winning streak .....	5 games (3x; 8/18-8/22)
Longest losing streak .....	9 games (6/2-6/14)
Most runs, both teams .....	22 (4/28 at Salem)
Most hits, both teams .....	29 (6/27 at Fayetteville)
Most home runs, both teams .....	5 (2x; 6/27 at Fayetteville)
Consecutive games with a home run .....	5 (6/16-6/23)
Consecutive games without a home run .....	7 (6/6-6/15)
Consecutive games without an error .....	7 (4/6-4/12)
Consecutive games with an error .....	10 (4/13-4/24)
Longest game .....	4:05 (6/16 vs. Down East)...with delay, 5:00 (6/22 vs. Fayetteville)
Shortest nine-inning game .....	2:14 (4/10 at Down East)
Largest margin of victory .....	10 (3x; 7/15 vs. Lynchburg)
Largest margin of defeat .....	9 (2x; 8/4 at Fayetteville)
Largest crowd, home .....	6,599 (3x; 8/22 vs. Carolina)
Largest crowd, road .....	6,733 (5/24 at Wilmington)
Largest deficit overcome in win .....	4 (2x; 7/24 at Frederick)
Largest lead surrendered in loss .....	4 (3x; 8/29 at Potomac)
Comeback wins (trailing by 3+) .....	4 (last: 7/24 at Frederick)
Comeback wins (trailing by 4+) .....	2 (7/24 at Frederick)
Comeback wins (trailing by 5+) .....	0
Hottest Game .....	98° (6/30 at Fayetteville)
Coldest Game .....	57° (4/26 at Salem)



## INDIVIDUAL BATTING

Runs, game .....	4 (Zach Davis, 6/27 at Fayetteville)
Hits, game .....	5 (2x; D.J. Artis, 8/2 at Fayetteville)
RBI, game.....	5 (2x; D.J. Wilson, 6/27 at Fayetteville)
Doubles, game .....	3 (Zach Davis, 6/27 at Fayetteville)
Triples, game.....	1 (22x; Ademan, Sepulveda, 8/13 at Potomac)
Home runs, game.....	2 (2x; Tyler Payne, 7/12 vs. Potomac)
Extra-base hits, game.....	3 (Zach Davis, 6/27 at Fayetteville)
Walks, game.....	4 (Grant Fennell, 8/27 at Potomac)
Strikeouts, game.....	4 (2x; Grant Fennell, 6/20 vs. Fayetteville)
Stolen bases, game.....	2 (10x; Delvin Zinn, 8/30 at Potomac)
Hitting streak .....	10 (Tyler Payne, 4/11-4/30)
On-Base streak.....	15 (3x; Cam Balego, 8/4-8/21)
Longest Multi-Hit Streak.....	4 (Grant Fennell, 7/18-7/21)

## INDIVIDUAL PITCHING

Most innings pitched, starter .....	7.0 (6x; Paul Richan, 7/14 vs. Lynchburg G2)
Most innings pitched, reliever .....	4.1 (Ryan Kellogg, 4/10 at Down East)
Fewest innings pitched, starter .....	0.1 (Alex Lange, 4/28 at Salem)
Most strikeouts, starter.....	9 (5x; Javier Assad, 7/19 at Carolina)
Most strikeouts, reliever.....	8 (Luis Lugo, 4/25 vs. Carolina)
Most walks issued .....	6 (Erling Moreno, 4/14 vs. Fayetteville)
Most hits allowed .....	12 (Paul Richan, 4/26 at Salem)
Most runs allowed.....	11 (Erling Moreno, 4/8 at Down East)
Most earned runs allowed.....	11 (Erling Moreno, 4/8 at Down East)
Most home runs allowed.....	2 (5x; Paul Richan, 7/7 vs. Down East)
Longest no-hit bid .....	5.0 (3x; Brailyn Marquez, 8/6 vs. Winston-Salem)
Most stolen bases allowed.....	4 (2x; Alex Lange, 6/4 vs. Wilmington)

# 2019 TRANSACTIONS

## 2019 Opening Day Roster

**RHP (11):** Javier Assad, Jesus Camargo, Brian Glowicki, Ben Hecht, Garrett Kelly, Brendan King, Alex Lange, Erling Moreno, Tyler Peyton, Paul Richan, Manuel Rodriguez

**LHP (3):** Bryan Hudson, Ryan Kellogg, Luis Lugo,

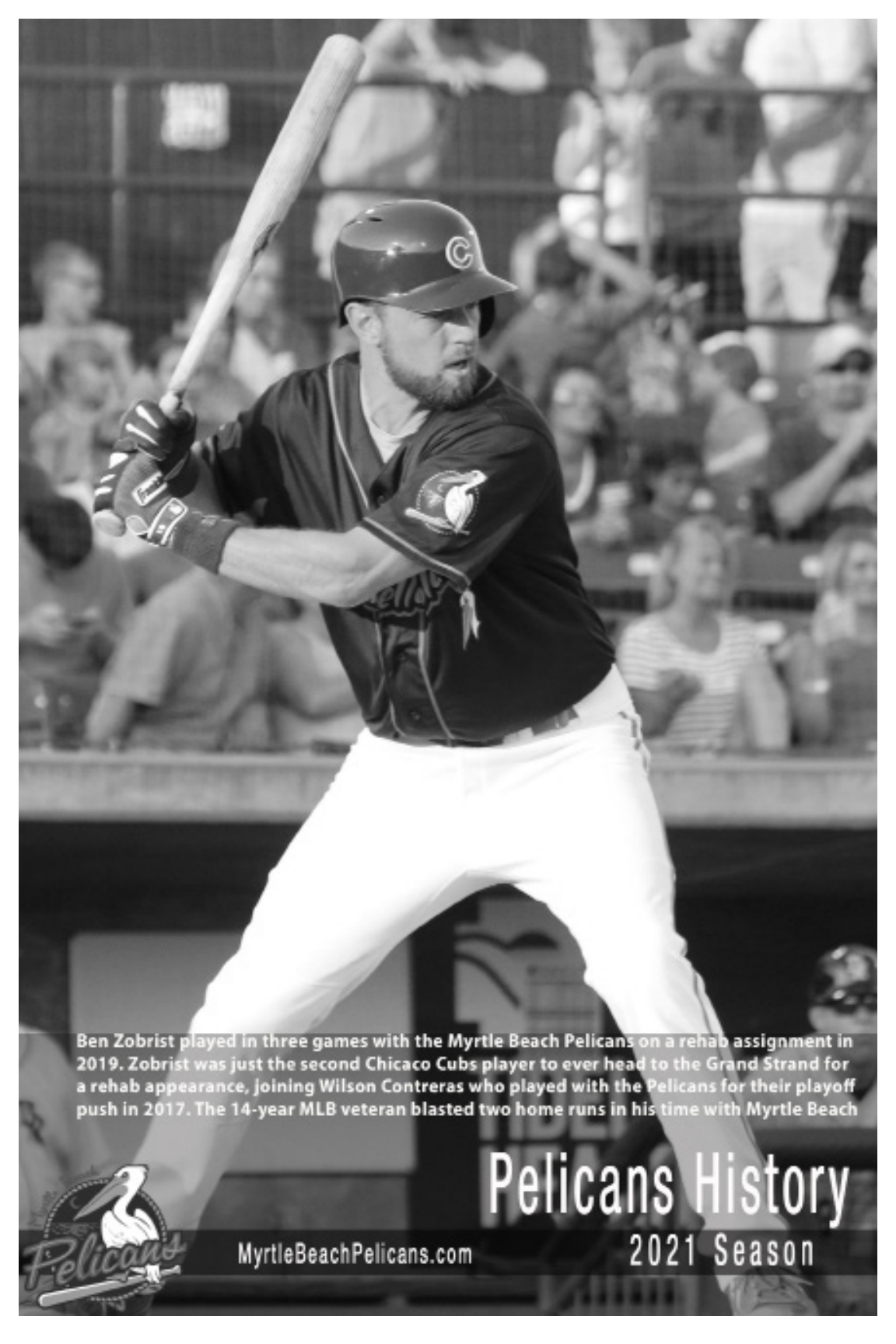
**C (2):** Miguel Amaya, Tyler Payne

**INF (7):** Aramis Ademan, Cam Balego, Jhonny Bethencourt, Wladimir Galindo, Yeiler Peguero, Luke Reynolds, Carlos Sepulveda

**OF (5):** Zach Davis, Grant Fennell, Jimmy Herron, Kevonte Mitchell, D.J. Wilson

PLAYER	DATE	TRANSACTION	PLAYER	DATE	TRANSACTION
Cam Balego	4/4	Assigned to Short Season Class A Eugene from Myrtle Beach	Yeiler Peguero	7/2	Released
Zach Davis	4/4	Assigned to Short Season Class A Eugene from Myrtle Beach	Grant Fennell	7/2	Placed on the 7-day Injured List
Garrett Kelly	4/4	Assigned to Short Season Class A Eugene from Myrtle Beach	Luke Reynolds	7/2	Assigned to Low-A South Bend from Myrtle Beach
Grant Fennell	4/11	Placed on the 7-day Injured List	Wladimir Galindo	7/2	Activated from the 7-day Injured List
Zach Davis	4/11	Assigned to Myrtle Beach from Short Season Class A Eugene	Delvin Zinn	7/2	Promoted to Myrtle Beach from Low-A South Bend
Ryan Kellogg	4/11	Assigned to Short Season Class A Eugene from Myrtle Beach	Tyler Durna	7/2	Promoted to Myrtle Beach from Low-A South Bend
Garrett Kelly	4/11	Assigned to Myrtle Beach from Short Season Class A Eugene	Alexander Vargas	7/3	Promoted to Double-A Tennessee from Myrtle Beach
Ryan Kellogg	4/16	Assigned to Myrtle Beach from Short Season Class A Eugene	Erling Moreno	7/3	Activated from the 7-day Injured List
Cam Balego	4/16	Assigned to Myrtle Beach from Short Season Class A Eugene	Brian Glowicki	7/7	Assigned to Low-A South Bend
Brendan King	4/16	Assigned to Short Season Class A Eugene from Myrtle Beach	Ethan Roberts	7/7	Promoted to Myrtle Beach from Low-A South Bend
Aramis Ademan	4/16	Placed on the Temporary Inactive List	Grant Fennell	7/10	Activated from 7-day Injured List
Oscar De La Cruz	4/18	Assigned to Myrtle Beach on MLB rehab assignment	D.J. Wilson	7/10	Placed on 7-day Injured List
Aramis Ademan	4/24	Assigned to Myrtle Beach from the Temporary Inactive List	Alexander Vargas	7/10	Assigned to Myrtle Beach from Double-A Tennessee
Wladimir Galindo	4/24	Assigned to Short Season Class A Eugene from Myrtle Beach	Erick Leal	7/10	Assigned to Double-A Tennessee from Myrtle Beach
Zach Davis	4/26	Placed on the 7-day Injured List	Erling Moreno	7/11	Placed on the 7-day Injured List
Grant Fennell	4/26	Activated from the 7-day Injured List	Ryan Lawlor	7/11	Activated from the 7-day Injured List
Brendan King	4/30	Assigned to Myrtle Beach from Short Season Class A Eugene	Zach Davis	7/11	Promoted to Double-A Tennessee from Myrtle Beach
Bryan Hudson	4/30	Placed on the 7-day Injured List	Jose Gutierrez	7/12	Assigned to Myrtle Beach from Short Season Eugene
Brendan King	5/3	Assigned to Short Season Low A Eugene from Myrtle Beach	Jeffrey Passantino	7/15	Assigned to Myrtle Beach from Double-A Tennessee
Garrett Kelly	5/3	Assigned to Short Season Low A Eugene from Myrtle Beach	Manny Rondon	7/15	Promoted to Double-A Tennessee from Myrtle Beach
Tommy Nance	5/3	Assigned to Myrtle Beach from Extended Spring Training	Tyler Peyton	7/23	Activated from the 7-day Injured List
Jake Stinnett	5/3	Assigned to Myrtle Beach from Extended Spring Training	Jimmy Herron	7/23	Placed on the 7-day Injured List
Zach Davis	5/3	Activated from the 7-day Injured List	D.J. Artis	7/30	Promoted to Myrtle Beach from Low-A South Bend
D.J. Wilson	5/3	Placed on the 7-day Injured List	Eric Gonzalez	7/30	Promoted to Myrtle Beach from Low-A South Bend
Tommy Nance	5/8	Assigned to Double-A Tennessee from Myrtle Beach	Tyler Payne	7/30	Promoted to Double-A Tennessee from Myrtle Beach
Jake Stinnett	5/8	Assigned to Double-A Tennessee from Myrtle Beach	Erich Uelmen	7/30	Promoted to Double-A Tennessee from Myrtle Beach
Brendan King	5/8	Assigned to Myrtle Beach from Short Season Low A Eugene	Paul Richan	7/31	Traded to the Detroit Tigers organization
Manny Rondon	5/9	Assigned to Myrtle Beach from Double-A Tennessee	Jimmy Herron	7/31	Traded to the Colorado Rockies organization
Adbert Alzolay	5/12	Assigned to Myrtle Beach from Extended Spring Training	Luke Reynolds	8/2	Assigned to Myrtle Beach from Low-A South Bend
Alexander Vargas	5/12	Assigned to Myrtle Beach	Tyler Durna	8/2	Placed on the 7-day Injured List, retroactive to
Wladimir Galindo	5/12	Assigned to Myrtle Beach from Extended Spring Training	Brailyn Marquez	8/6	Promoted to Myrtle Beach from Low-A South Bend
Luke Reynolds	5/12	Placed on the Temporary Inactive List	Ryan Kellogg	8/6	Activated on the 7-day Injured List
Brendan King	5/12	Assigned to Short Season Low A Eugene from Myrtle Beach	Zac Taylor	8/6	Promoted to Myrtle Beach from Low-A South Bend
Luis Lugo	5/12	Placed on 7-day Injured List	Scott Effross	8/6	Transferred to Myrtle Beach from Rookie-Level Mesa
Adbert Alzolay	5/15	Removed from Myrtle Beach's roster	Jack Patterson	8/6	Promoted to Double-A Tennessee from Myrtle Beach
Luke Reynolds	5/15	Activated from the Temporary Inactive List	D.J. Artis	8/6	Placed on the 7-day Injured List
Yeiler Peguero	5/17	Assigned to Short Season Low A Eugene from Myrtle Beach	Garrett Kelly	8/6	Placed on the 7-day Injured List
Ryan Lawlor	5/17	Assigned to Myrtle Beach from Low-A South Bend	Brendon Little	8/8	Transferred to Myrtle Beach from Low-A South Bend
Erich Uelmen	5/23	Assigned to Myrtle Beach from Extended Spring Training	Ryan Kellogg	8/8	Placed on the Temporary Inactive List
Brian Glowicki	5/23	Placed on 7-day Injured List	Ben Zobrist	8/8	Transferred to Myrtle Beach on MLB rehab assignment
D.J. Wilson	5/26	Activated from the 7-day Injured List	Ryan Kellogg	8/10	Activated from the Temporary Inactive List
Wladimir Galindo	5/26	Placed on the 7-day Injured List	Jeffrey Passantino	8/10	Placed on the 7-day Injured List
Yeiler Peguero	5/27	Assigned to Myrtle Beach from Short Season Low A Eugene	Tyler Peyton	8/13	Placed on the 7-day Injured List
Jhonny Bethencourt	5/27	Placed on the 7-day Injured List	Erling Moreno	8/13	Activated from the 7-day Injured List
Erick Leal	6/3	Assigned to Myrtle Beach from Extended Spring Training	Jhonny Bethencourt	8/16	Activated from the 7-day Injured List
Erling Moreno	6/3	Placed on the 7-day Injured List	Wladimir Galindo	8/16	Activated from the 7-day Injured List
Manny Rodriguez	6/14	Placed on the 7-day Injured List	Bryan Hudson	8/18	Activated from the 7-day Injured List
Manny Rondon	6/14	Activated from the 7-day Injured List	Eric Gonzalez	8/18	Promoted to Double-A Tennessee
Brian Glowicki	6/15	Activated from the 7-day Injured List	Ryan Kellogg	8/21	Placed on the 7-day Injured List
Luis Lugo	6/15	Promoted to Double-A Tennessee	Jeffrey Passantino	8/21	Activated from the 7-day Injured List
Alex Lange	6/20	Promoted to Double-A Tennessee	Bryan Hudson	8/24	Placed on 7-day Injured List
Garrett Kelly	6/20	Assigned to Myrtle Beach from Short Season Low A Eugene	Tyler Peyton	8/24	Activated from 7-day Injured List
Jeffrey Passantino	6/21	Assigned to Myrtle Beach from Low-A South Bend	Jose Gutierrez	8/24	Placed on 7-day Injured List
Ryan Lawlor	6/21	Placed on 7-day Injured List			
Tyler Peyton	6/24	Promoted to Double-A Tennessee			
Enrique De Los Rios	6/24	Assigned to Myrtle Beach from Low-A South Bend			
Jeffrey Passantino	6/27	Assigned to Triple-A Iowa from Myrtle Beach			
Manny Rodriguez	6/27	Activated from the 7-day Injured List			
Ben Hecht	7/1	Promoted to Double-A Tennessee			
Jack Patterson	7/1	Assigned to Myrtle Beach from Low-A South Bend			





Ben Zobrist played in three games with the Myrtle Beach Pelicans on a rehab assignment in 2019. Zobrist was just the second Chicago Cubs player to ever head to the Grand Strand for a rehab appearance, joining Wilson Contreras who played with the Pelicans for their playoff push in 2017. The 14-year MLB veteran blasted two home runs in his time with Myrtle Beach



[MyrtleBeachPelicans.com](http://MyrtleBeachPelicans.com)

# Pelicans History

2021 Season



# PELICANS FRANCHISE HISTORY

HISTORY | PELICANS FRANCHISE HISTORY

In 1998, a new home for the new ballclub in town was built and was dubbed Myrtle Beach's "Field of Dreams." Baseball was officially back at the beach after a seven-year absence following the 1992 departure of the Myrtle Beach Hurricanes (Advanced-A affiliate of the Toronto Blue Jays). The Pelicans debuted in 1999 and with the team as green as the grass at the new ballpark, the victories began to mount. The newest and freshest team in the historic Carolina League burst onto the scene and made an immediate impact, storming through its inaugural season.

## 1999

The Birds advanced to the Mills Cup Championship in just their first year, squaring off against the Wilmington Blue Rocks (Kansas City Royals). With the championship series all locked up at two games apiece, Mother Nature decided the set with the arrival of Hurricane Floyd. The storm forced the cancellation of the series and ended the '99 season abruptly. The Blue Rocks and Pelicans were crowned as co-champs, an impressive accomplishment for the first-year Myrtle Beach squad.

That championship run was guided by future National League All-Star Marcus Giles. Giles led the Carolina League in batting average (.326), hits (162) and doubles (40), numbers good enough to earn him league MVP honors. Giles' double-play partner on the '99 Pelicans was his future Major League teammate Rafael Furcal. The small-statured shortstop dazzled Pelicans fans, hitting over .400 for the first month of his stay in Myrtle Beach. "Raffy" helped propel the Pelicans to their first championship and promptly found himself

in the big leagues the next season, where he won National League Rookie of the Year honors in 2000. Furcal was the first Pelican in team history to have his jersey number (#2) retired, with that ceremony coming just one year later in 2001.



Marcus Giles was an N.L. All-Star in 2003 with the Braves



## 2000

The following year, the Pelicans closed out their unfinished business. With clear weather this time around for the championship series, Myrtle Beach swept the Lynchburg Hillcats to claim the franchise's first outright Carolina League crown. The Pelicans lived by the age-old adage, "pitching wins championships." While the team struggled at the plate, finishing with the lowest batting average in the league, Myrtle Beach's pitching staff dominated the rest of the league to the tune of a league-best 2.51 ERA, more than a full run better than the second-place Salem Avalanche (3.82). Guided by legendary pitching coach Bruce Dal Canton, the pitching staff combined to record 27 shutouts, the most in professional baseball. Hurlers Horacio Ramirez and Christian Parra captained the staff, and finished the season first and second, respectively, in Carolina League wins.

The 2000 Birds finished 36 games above .500 (88-52), establishing a franchise record for wins in a season that would stand until 2008. That impressive mark was the best in the league by 15 games. With two years, two trips to the Mills Cup finals, and two Carolina League titles under their belts, the Pelicans looked toward 2001.



Christian Parra went 17-4 with a 2.28 ERA in 2000

History



## 2001

Year three was the first season the Pelicans did not qualify for the postseason. A respectable 71-67 record placed the club third in the Carolina League overall during the regular season. First baseman Adam LaRoche played his first full season with the Pelicans and showed early signs of his future big league potential, giving Pelicans fans a preview of things to come.


The 2001 campaign was the third and final for the Birds under manager Brian Snitker. "Snit" would later become the first former Pelicans skipper to manage in the big leagues when he took over as the manager of the Atlanta Braves in 2016.

## 2002

After a year absence, the Pelicans were back in the postseason in 2002, this time under the direction of a new field manager. Randy Ingle took the reins in Myrtle Beach after the club's first three unforgettable seasons under manager Brian Snitker. With Ingle leading the charge, the Pelicans jumped out to a 43-27 record to clinch the first half Southern Division title. With a playoff spot already secure, however, the Pelicans fell behind the Kinston Indians and finished four games out of first in the second half. The K-Tribe steamrolled into the playoffs, sweeping the Pelicans in the opening round on their way to the 2002 Carolina League title.

Aided by another strong season on the mound, the Pelicans finished 79-61. Pitcher Bubba Nelson dealt his way to the best ERA in the league (1.72). Teammate Daniel Curtis was not far behind, finishing with the third-best mark in the circuit (2.53) to go along with a league-high three complete games. Another standout on the mound was future World Series champion, Adam Wainwright, who led the league in strikeouts with 167. Highlights at the plate included LaRoche, who began 2001 in Myrtle Beach, making the midseason Carolina League All-Star Team before receiving a promotion to Double-A after hitting .336 with 9 home runs and 36 runs batted in.

## RAFAEL FURCAL - NO. 2 JERSEY RETIRED



*Furcal is a three-time All-Star and won a World Series with St. Louis in 2011.*

## RAFAEL FURCAL MLB STATS

Year	Team	AVG	HR	RBI
2000	Atlanta	.295	4	37
2001	Atlanta	.275	4	30
2002	Atlanta	.275	8	47
2003	Atlanta	.292	15	61
2004	Atlanta	.279	14	59
2005	Atlanta	.284	12	58
2006	L.A. (NL)	.300	15	63
2007	L.A. (NL)	.270	6	47
2008	L.A. (NL)	.357	5	16
2009	L.A. (NL)	.269	9	47
2010	L.A. (NL)	.300	8	43
2011	LA/STL	.231	8	28
2012	St. Louis	.264	5	49
2013	St. Louis	DNP ("Tommy John" surgery)		
2014	Miami	.171	0	2

Just 21 years old and in his third professional season, Rafael Furcal debuted mid-year with the Pelicans in 1999. The shortstop batted .293 and stole 23 bases in just 43 games with Myrtle Beach. His arrival helped launch the Birds to a co-Mills Cup championship in their first season of existence.

Furcal advanced to Double-A Greenville in 2001 but played only three games before flying to the major leagues. Just one year after playing on the Grand Strand, Furcal earned National League Rookie of the Year honors.

In 2001 Furcal was invited back to the beach to have his jersey number retired. He became the first Pelican to have his number retired. He is the only player in club history to ever have his number retired by the Birds.



## 2003

After four straight winning seasons to begin franchise history, Pelicans fans endured their first losing campaign in 2003. The Pelicans struggled mightily, sputtering to a 56-82 record. The '03 Pelicans featured a roster loaded to the ceiling with top Braves prospects, but youth and inexperience led to struggles between the lines. The hottest prospect in the Atlanta system at the time, Andy Marte, wowed fans and performed as advertised, batting .285 and ripping 16 longballs.

## 2004

Following the toughest season in team history, the Pelicans were out to rebound in 2004. Myrtle Beach finished the first half with an impressive 40-28 record, but still were 4.5 games behind the Kinston Indians, who surged to the best record among Class A teams nationwide.



*Jeff Francoeur went on to win a Gold Glove with Atlanta in 2007 and hit .261 over his 12-year career.*

A Pelicans pitching staff that included three Carolina League All-Stars, and three others who received promotions during the season, pieced together another fine year on the hill. Blaine Boyer, Anthony Lerew and Matt Wright were all selected to the California/Carolina All-Star Game after strong first-half performances. Fireballer Jose Capellan, whose fastball hit triple digits, nearly tossed a no-hitter in early May against the Frederick Keys, but hit his pitch count after eight innings of no-hit ball, forcing his removal from the contest. The gem was broken up by Keys outfielder Woody Cliffords with a full count and two outs in the top of the 9th inning against reliever Ralph Roberts. Capellan breezed through Myrtle Beach and the rest of the Braves system, winding up in Atlanta by September. Another pitcher who impressed was Kyle Davies, who began the year in Myrtle Beach, tossing his way to a 9-2 record before receiving a promotion to Double-A and eventually Triple-A Richmond.

At the plate, the likes of 2002 first-round draft pick Jeff Francoeur, Scott Thorman, Gregor Blanco and Brian McCann put the pop in the Pelicans lineup. Francoeur and Thorman both finished the season in

Greenville. McCann went on to become the Braves everyday catcher and an NL All-Star. The healthy mix of strong pitching and solid hitting helped push the Pelicans to a 75-63 record, good enough for third in the Carolina League overall.

## 2005

The start of the 2005 season for the Myrtle Beach Pelicans was perfect, at least through the first six innings. Opening Day starting pitcher Chuck James gave the Pelicans' fans hope for a stellar season by tossing six perfect innings to lift the lid on the seventh season of Pelicans baseball on the Grand Strand.

The Pelicans rode the momentum of James' Opening Day start in the season's dawn, winning three of their first four games, but the early season success sizzle fizzled out. A number of injuries, promotions and transactions proved to be too much for the Pelicans to overcome. When the final pitch was tossed in early September, the Pelicans' record stood at 61-79.

Yet, despite the on-field struggles, there were success stories. James wore an Atlanta Braves uniform by





At 14 letters, Saltalamacchia is the longest last name in MLB history.

the end of the year and joined 17 other former Pelicans on the Braves roster in 2005. In late June, the Pelicans received the top '05 Braves draft pick, former North Carolina State University closer Joey Devine. Devine appeared in just four games with the Pelicans before breezing his way to the Major Leagues by the end of the year.

Catcher Jarrod Saltalamacchia (above left) put up massive numbers, hitting .314 with 19 home runs and 81 RBI, prompting *Baseball America* to rate the switch-hitting backstop as the top prospect in the Carolina League. "Salty" became the second Pelican in as many years to be named to that honor, along with Jeff Francoeur. His 81 RBIs broke the club's record for most runs driven in during one season, a record formerly belonging to Marcus Giles' 1999 mark of 73.

Salty wasn't the only one etching his name in the record books. Teammate Matt Esquivel matched the catcher's RBI production with 81 of his own.

## 2006

The 2006 season brought a world of change for the Myrtle Beach Pelicans Baseball Club. Just 10 days into the new year, Capitol Broadcasting Company of Raleigh, N.C. announced an agreement to sell the Pelicans to Myrtle Beach Pelicans LP, a group managed by Greensons Baseball. The new buying group already operated two Minor League Baseball franchises in Pennsylvania: the Altoona Curve of the Double-A Eastern League (sold in 2008) and the State College Spikes of the Class A-Short Season New York-Penn League.

Pittsburgh attorney Chuck Greenberg (pictured, left) headed the new ownership group. "We have had our eye on the Pelicans for some time and we are thrilled to become a part of the dynamic Myrtle Beach community," said Greenberg. "We salute Capitol Broadcasting for establishing an outstanding tradition of fun, affordable, family entertainment and pledge to build on their wonderful foundation for many years to come."



Chuck Greenberg joined the Pelicans during the 2006 season.

The Pelicans went into the 2006 baseball season under the ownership of Capitol Broadcasting until May 31, when the sale of the team became official, and Greensons Baseball took over. (Editor's note: Greensons Baseball became Greenberg Sports Group in 2008).

On the field, year eight for the Pelicans featured more ups than downs, and not just in the win and loss columns. During the season, a total of 15 players received promotions to Double-A or higher after starting the year in Myrtle Beach. Before receiving a promotion to Double-A Mississippi in late August, scrappy outfielder Matt Young literally walked his way into the Pelicans record book. Young drew 71 walks, breaking the previous record (67) set by Andy Marte in 1999.

Another Pelicans outfielder made history in 2006 as Carl Loadenthal claimed the Carolina League batting crown with a .323 average. The former Rider University standout became just the second Pelican in franchise history to win a batting title, joining Giles, who hit .326 in 1999. Loadenthal's .323 batting average ranks as the highest single-season average for a left-handed batter in club history.

Second baseman J.C. Holt pieced together a 20-game hitting streak (Aug. 2-23), at the time the longest in franchise history.



*The Pelicans organization moved in a different direction after the 2006 season, introducing a new logo (pictured right) with a blue and gold scheme.*

*It replaced the old gold and green scheme and logo (pictured left)*



Aside from individual accomplishments, the Pelicans as a team posted the third-best record in the league, and the best overall record of any team in the Atlanta Braves minor league system, at 72-68.

Under their new ownership group, the Pelicans re-branded themselves with a fresh and unique look, their first logo change since their inception in 1999. In November, the Pelicans introduced their new look, unveiling a fresh set of logos and upgraded uniforms.

The Pelicans modernized their identity to better connect with the lifestyle and personality of Myrtle Beach. The new look adopted the American White Pelican and South Carolina's iconic crescent moon surrounded by dock rope and the words "Myrtle Beach Pelicans" in a beach-themed script. The Pelicans' new colors, Midnight Blue, Sun Gold and Pelicans Blue, were designed to pay tribute to Myrtle Beach's laid-back Southern charm. The Pelicans are the only professional sports team to employ their unique shade of Pelicans Blue.

The new look ushered in entirely redesigned caps and uniforms, the new home kits featuring white sleeveless tops with Pelicans Blue sleeves and the new "Pelicans" script across the chest. The road uniforms feature gray sleeveless tops with Pelicans Blue sleeves and "Myrtle Beach" across the chest. Both the jerseys and pants have Pelicans Blue and Sun Gold piping. The club also introduced an alternate jersey in Pelicans Blue with "Pelicans" across the chest in Sun Gold. The new home cap features the unique Pelicans Blue color and the American White Pelican head. Road caps will be Pelicans Blue with the letters "MB."

## 2007

Not content with just a new look, the 2007 season brought a revitalization of the Pelicans home park, spearheaded by Greensons Baseball, LP. The group's \$2.5-million investment in the ballpark began with the installation of a brand new, state-of-the-art video board that would bring a big league feel to the Pelicans' ballpark. Then, the Pelicans added the only left-field bleacher seating in the Carolina League and the Pelicans Beach. The boost by Greensons Baseball made the park one of the premier venues in all of Minor League Baseball.

In their first full season under Greensons Baseball, the Pelicans reached new heights. In late May, the Pelicans were awarded the 2008 California/Carolina League All-Star Game. In addition, the Pelicans were a finalist for the prestigious Larry MacPhail Promotional Trophy, awarded to the minor league team that displays extraordinary promotions both on and off the field. The Pelicans' front office staff increased in size from eight to 20 full-time personnel, all with the distinct goal of making Pelicans baseball the best family entertainment option on the Grand Strand. The club added positions such as director of promotions, director of community relations and director of in-game entertainment.

On the playing field, individuals garnered most of the attention. Jordan Schafer was a machine at the plate, amassing a minor-league-leading 176 hits in 136 games. He finished fifth in the Carolina League with a .289 batting average and fifth in the league with 52 extra-base hits. Schafer's sparkling season earned him Pelicans team MVP honors. In 2007, power came by way of the franchise's career home run king, Isiah "KK" Ka'aihue. His total of 22 was just one shy of the single-season franchise record set by Mike Hessman in the team's inaugural 1999 season. Ka'aihue also hit for average, batting at a .298 clip,





good for fourth-best in the Carolina League. The other steady force for the lineup was Roberto Alvarez, who finished with a .291 batting average, sixth-best in the league. The Pelicans were the only team to have three players finish in the top ten in the league in batting average.

Although the big three stole the spotlight at times, Quentin Davis literally tried to steal it back, swiping 37 bases in 2007, three shy of the Pelicans' franchise record at the time.

Overall, despite the efforts of manager Rocket Wheeler, the inexperience and ever-changing clubhouse doomed Myrtle Beach from a postseason run. The club stumbled to a 59-80 record, placing them last overall in the Carolina League Southern Division.



2007 Pelican Jordan Schafer played six seasons in the Major Leagues.

## 2008

The Pelicans 10th Anniversary season became one of the most remarkable seasons in the franchise's brief history on the Grand Strand. Rocket Wheeler returned to Myrtle Beach for a third season at the helm and guided the team to a sweep of the first and second half titles in the Southern Division and the franchise all-time wins record (89). Wheeler's Pelicans also broke the franchise record for wins in the first half (45).

The Pelicans hosted a venue attendance record (6,599) when it hosted the 2008 California-Carolina League All-Star Game in June. Myrtle Beach first baseman Ernesto Mejia highlighted the festivities by winning the Home Run Derby, besting teammate Brandon Hicks in the semifinals of the sudden-death showdown.

With their first-half title, the Pelicans ended a four-year run of first-half championships for Southern Division rival Kinston. The moment was made sweeter when the Birds claimed the title at Grainger Stadium in Kinston. With the first-half crown, Myrtle Beach also ended the longest active playoff drought in the Carolina League.

With the second-half title also in hand, the Pelicans matched up with the wild card winning Winston-Salem Warthogs (Chicago White Sox) in the divisional series.

Myrtle Beach ended the Warthogs' season by winning the series two-games-to-one. It would be the final games the Warthogs would play, as the club was renamed the Dash after the season.

Unfortunately for the Pelicans, a depleted bullpen was unable to get them through their Mills Cup Championship matchup with Potomac. With the series tied at a game apiece, the Pelicans took a three-run lead to the bottom of the ninth inning of game three but the Nationals forced extra-innings with a dramatic three-run rally and won the game in 10 innings. The Pelicans lost the series the following night.

The 2008 season will also be remembered as a tremendous time of loss for both the Pelicans and Braves organizations. In May, the only pitching coach in franchise history, Bruce Dal Canton, left the team after



Pictured in 2009, the Pelicans 2007 renovation project included a brand new video board.





being diagnosed with esophageal cancer. It marked the first time that Dal Canton wasn't in the Pelicans dugout. Unfortunately, he would not return. Dal Canton lost his battle with cancer after the season. The Pelicans retired his number 43 on Opening Day of the 2009 season.

The 2008 Pelicans were a record-breaking unit. Boasting the most prolific offense in franchise history, the Pelicans broke notable offensive marks: team batting average (.260), runs scored (764), home runs (153) and doubles (298). Additionally, Mejia broke the single-season records for doubles (47), RBIs (93) and at-bats (519).

Outfielder Willie Cabrera was named 2008 Myrtle Beach Pelicans MVP. Cabrera, a fiery outfielder from Los Angeles, batted .290 with 16 home runs and 78 RBI and was the vocal leader in the Birds' clubhouse.

Southpaw Scott Diamond led the Birds' pitching staff to the lowest ERA in the league (3.48) and was named Pelicans Pitcher of the Year. A league-best six Pelicans were midseason all-stars and a circuit-leading five were postseason selections. Wheeler was named Carolina League Manager of the Year and Minor League Manager of the Year by *Baseball America*, while Pelicans General Manager North Johnson was voted Carolina League Executive of the Year. The hardware continued to pile up when head groundskeeper Chris "Butter" Ball took home his third consecutive Sports Turf Manager of the Year award for maintaining the finest playing surface in the league. To cap off the season, the Pelicans were awarded the Myrtle Beach Chamber of Commerce's 2008 Community Service Award, representing the culmination of the team's re-dedication to its outstanding fan base and the Myrtle Beach community.

## BRUCE DAL CANTON

*"Bruce was one of the greatest individuals to ever come through this park"*

- **Mike Snow**, Pelicans Facility Operations Manager

**B**ruce Dal Canton served as Pelicans pitching coach from the team's inception in 1999 until 2007. He passed away in 2008 from esophageal cancer at 66 years of age. In 2009 the Pelicans' home clubhouse was named in his honor. His uniform number, 43, is retired and painted on the building's roof.

Dal Canton played 11 seasons in the Major Leagues, two with the Atlanta Braves, the club he also spent his entire 26-year career with as a coach. Dal Canton coached at every level, from rookie ball to the Major Leagues, and was the Atlanta Braves pitching coach from 1987-1990.

Signed by the Pirates out of an open tryout, Dal Canton left a career as a school teacher to pursue his baseball dream. He began playing at Double-A in 1966 and debuted in Pittsburgh just a season later. Over his career, Dal Canton went 51-49 with a 3.67 ERA.

Dal Canton began coaching in 1982 with the Braves Class A-Advanced Carolina League affiliate in Durham, NC. He also served as the Roving Pitching Coordinator throughout the Atlanta system. Within six years, Dal Canton was coaching in the Majors. Throughout his career, he worked with John Smoltz, Tom Glavine, Mark Wohlers, Pete Smith, Steve Avery, Kevin Millwood, John Rocker, Kerry Ligtenberg and most every arm that famously went on to help the Braves win 14 straight National League East titles.



## 2009

With the bar set to perhaps its highest high after 2008, the Pelicans were tasked with following up a season that exceeded expectations in nearly every measurable category. On the field, the '09 season began with anticipation and question marks as a young Pelicans squad arrived in Myrtle Beach highlighted by the top two prospects in the Atlanta Braves minor league system: outfielder Jason Heyward and first baseman Freddie Freeman. The pair did not disappoint in their few months on the Grand Strand. When both were promoted to Double-A Mississippi just before July 4, Freeman was the team's leading everyday hitter with a .302 batting average, and Heyward battled through minor nagging injuries to post a .296 average with 10 home runs and 31 RBIs. The Georgia native would ride the momentum of his productive Pelicans season and further success at Mississippi and Triple-A Gwinnett to Minor League Player of the Year honors from USA Today and *Baseball America*.

The 2009 season was marked by the inexperience of a youthful roster still learning to compete in the Carolina League. The Pelicans set marks for most losses in a first half (42) and a season (84), but the team did experience its share of highlights as well. Myrtle Beach hosted its first Fourth of July home game to the tune of a near-capacity crowd of 5,681 and a 3-2 comeback victory over the Salem Red Sox. Outfielder Cody Johnson, a 2006 Braves' first-round draft pick, smashed team records all season while blasting 32 home runs, nine more than any other Pelican had ever hit in a single season in club history. In addition, Johnson became the first Carolina Leaguer to crack the 30-homer plateau since Daniel Peoples did it for the Kinston Indians in 1997. Johnson and Heyward were named to the 2009 California-Carolina League All-Star Game in Lake Elsinore, California, and Johnson was named to the Carolina League's Postseason All-Star team as well.



A Pelican back in 2004, Brian McCann made an encore appearance in 2009.

The Pelicans hosted a pair of Major League rehab appearances by key Braves during the '09 season as well. In late April, suffering from vision blurriness, former Pelican catcher Brian McCann returned to the Grand Strand, where he played in two games, doubling twice in six at-bats. July brought a pair of starts by two-time American League All-Star Tim Hudson. Recovering from Tommy John surgery, he threw 4.2 innings on his eventual road back to the big leagues.

On a late-season Saturday night in September, Pelicans manager Rocket Wheeler etched his name atop the Myrtle Beach record book as well. A 5-4 Pelicans win over Winston-Salem on September 5 made Wheeler the winningest manager in Pelicans history. The victory the Pawley's Island resident past former Pelicans skipper Randy Ingle, whose 271 wins now rank second in franchise history.

## NOTABLE REHAB

Year	Player	Age
2000	Steve Avery	30
2002	Mark DeRosa	27
2007	Ryan Drese	31
2008	Tom Glavine	42
	Mike Hampton	35
2009	Tim Hudson	33
	Brian McCann	25
2015	Jorge Soler	23
2017	Willson Contreras	25
2019	Ben Zobrist	38

The 2009 season ended on a bittersweet note. On September 15, the club bid farewell to its mascot and beloved "Home Run Dog," Dinger. The longtime mainstay had taken on a lighter role in recent seasons with his younger brother Deuce taking over duties as the club's canine ball caddy, but Dinger still left an indelible mark on the franchise. Upon the announcing of his passing, the Pelicans front office was flooded with cards, gifts, and well-wishes from fans across the nation.

Better news arrived just 10 days later, however. The Pelicans announced that they had been awarded the 2010 California-Carolina League All-Star Game, just one season after hosting the contest for the first time in 2008. Myrtle Beach became the first Carolina League repeat host of the ASG since the Pelicans franchise came into existence in 1999.

## 2010

The 2010 campaign started with a bang, with the team playing host to the Wilmington Blue Rocks in front of a near-sellout crowd in a 4-1 Pelicans victory. The Pelicans made history a month later, when phenom pitching prospect Julio Teheran made his Carolina League debut. Throwing game two of a twin-bill against Winston-Salem on May 19th, Teheran whiffed 12 Dash batters in seven innings of work while allowing just one run. It was the middle of a long day though, as the Pelicans split the day's doubleheader with what turned into a 20-inning, 4-3 loss. The game was one inning shy of the Carolina League record.

Even with some struggles on the field, the first half was punctuated by a few outstanding pitching performances. At one point, the Pelicans boasted a starting rotation of four of the top five pitching prospects in the Atlanta Braves' minor league system: Teheran, Randall Delgado, Arodys Vizcaino and



*Julio Teheran (Myrtle Beach) and Gregory Infante (Winston-Salem) walk the concourse at the All-Star game, hosted by the Pelicans.*

J.J. Hoover. At that time, FanGraphs named the Pelicans rotation as the most talented in Minor League Baseball. From that list, Hoover, Teheran, and Delgado were each selected to represent the Pelicans in the 2010 California-Carolina League All-Star Game in Myrtle Beach on June 22. Vizcaino was named to the South Atlantic League All-Star Team before his call-up to Myrtle Beach in the second week of June.

After a troublesome first half, the Pelicans were a stronger ballclub entering the second half with a loaded pitching staff and an offense gaining traction behind added lineup anchors Mycal Jones, Mike Jones and Dan Nelson. June ended with a 3-4 record in the first week of the second half, and the Pelicans kept the bar set near the .500 mark for nearly the rest of the way. Behind their "big three" all-star rotation stalwarts of Delgado, Hoover and Teheran, the Birds did their best to stifle Carolina League lineups and remain in the hunt for the second-half Southern Division title. The stable was quickly plundered, though. Before July was done, the Birds lost two of their big guns when Delgado and Teheran were promoted to Double-A Mississippi. Hoover joined the duo after an August promotion.

After finishing 17 games out of the running in the first half, the Pelicans reasserted themselves contenders in the second half. Following a July 12 doubleheader sweep of the Wilmington Blue Rocks, the Pelicans remained within three-and-a-half games of first place for nearly the rest of the second half. Myrtle Beach's last road trip, however, was the club's downfall. The Pelicans suffered a three game sweep at Winston-Salem during their August 27 series. The Pelicans would be eliminated before their final home stand.

## 2011

The 2011 season brought a new era as the Pelicans began a new partnership with the Texas Rangers. The Birds' first season as the Rangers' Class Advanced-A affiliate was a great success, with the club winning the Southern Division first-half title and qualifying for the postseason for the first time since 2008.

On March 29, the Pelicans kicked-off the affiliation change, hosting the reigning AL champs for a preseason exhibition game against the Coastal Carolina Chanticleers. The Rangers won 6-2 in front of a sellout crowd.



In his first season with Myrtle Beach, Jason Wood made his managerial debut, piloting an Opening Day roster that featured eight of *Baseball America's* top 30 Rangers' prospects.

Neil Ramirez got the Opening Day start for the Pelicans and took a no-hitter into the fifth. He didn't stay in town for long, as he was promoted to Triple-A Round Rock after just one start. Robbie Erlin dominated for the first two months of the season, putting up a 2.14 ERA with 62 strikeouts and only five walks in 54.2 innings, earning a promotion to Double-A Frisco. Robbie Ross was the league leader in wins at the break and was named an All-Star for the third straight season. The lefty was promoted to Double-A August 2, but was still named Carolina League Pitcher of the Year. Finally, Barret Loux made his professional debut in 2011, skipping all lower levels and starting with Myrtle Beach at High-A. In 109 innings, Loux racked up 127 strikeouts to rank second in the league.

It was a historic day on May 3, when the Birds rocked Potomac 20-6, surpassing the 20-run mark for the first time in three years. Catcher Zach Zaneski had a record-breaking game, setting the Pelicans' single-game record with seven runs batted in and tying the club record with five hits and four runs scored. Jared Prince also scored four runs to tie the team record and Strausborger got into the record books by tying the club mark with two triples. A day later, the Pelicans got a remarkable performance on the pitchers' mound, as Joe Wieland took a no-hitter into the fifth inning. He struck out 13 Nationals in six shutout innings.

June 12 was the longest day of the season for the Pelicans, playing a 23-inning marathon against Kinston. It was the longest contest in the 66-year history of the Carolina League. The extra innings were highlighted by spectacular relief performances from Zach Osborne, who put up four scoreless innings, allowing two hits and striking out six, while Chad Bell, who struck out eight and held the Indians to one hit in five shutout frames. In the bottom of the 23rd inning, six hours and 27 minutes after the first pitch, Kinston's Casey Frawley singled off Kasey Kiker to score Roberto Perez with the winning run and beat the Birds 3-2. Zaneski caught all 23 innings for Myrtle Beach.

The first-half race came down to the final weekend. With the help of Wieland's pitching on June 17 against Frederick, the Birds came out on top to edge the Indians by two games and clinch the club's first playoff berth since 2008, setting off a wild celebration in front of the home fans. The Pelicans enjoyed playing in front of that crowd, going 23-9 on the Grand Strand in the first half.

The Birds finished a half-game behind Frederick for the best overall first-half mark in the CL at 40-29. They scored the most runs in the Carolina League (312) and allowed the fewest (246), giving them the best run differential in the circuit by far (+66). The offense, guided by hitting coach and 13-year minor league skipper Julio Garcia, also led the league in on base percentage and was second in batting average.

Under the tutelage of pitching coach Brad Holman, who worked with many of the hurlers at Low-A Hickory in 2009 and 2010, the pitching staff led the loop in ERA with a 3.14 mark. They racked up the most strikeouts and allowed the fewest home runs. The staff finished the half in second place in the league in opponent batting average and walks per nine innings. The team defense excelled as well, making only 60 errors in 69 games, tied for the fewest errors in the league.

Four Pelicans received All-Star nods and a trip to Modesto, California on June 21. Joe Wieland was tabbed



*Rocket Wheeler won 331 games in five seasons with the Pelicans.*

with the start for the CL team and was dominant in a 1-2-3 first inning, retiring the side on six pitches, all of them for strikes. Robbie Ross also tossed a 1-2-3 inning, posting two strikeouts as he dealt to a familiar face behind the plate. Catcher Zach Zaneski, center fielder Ryan Strausborger and Mike Olt were also named to the All-Star Team.

Olt was a headliner for Myrtle Beach, winning Rangers Minor League Player of the Month for April and continuing his stellar play for the first half. He cracked ten home runs to rank third in the league and led the circuit in on-base percentage and walks. His season was interrupted on June 6 against Winston-Salem, when he suffered a broken collarbone in a collision at home plate. He missed more than two months due to the injury.

### YEARLY PITCHING LEADERS

YEAR	WINS		LOSSES		ERA		SAVES	
1999	Will Fleck	10	Will Fleck	10	Derrick Lewis	2.40	Ryan Greene	16
2000	Christian Parra	18	Horacio Ramirez	8	Christian Parra	2.28	Brad Voyles	19
2001	Trey Hodges	15	Jung Bong	9	Trey Hodges	2.76	Matt Gawer	14
2002	Chris Waters	13	Roman Colon	8	Kenny Nelson	1.72	Kevin Barry	26
2003	Macay McBride	9	Matt Coenen	10	Macay McBride	2.95	Ralph Roberts	8
			Zach Miner	10				
2004	Blaine Boyer	10	Blaine Boyer	10	Blaine Boyer	2.98	Glenn Tucker	21
2005	Jake Stevens	10	Kelvin Villa	10	Jake Stevens	4.93	Manny Acosta	7
2006	Matt Harrison	8	James Parr	8	Kelvin Villa	3.83	Moises Hernandez	10
	Kelvin Villa	8						
2007	Moises Hernandez	10	Jairo Cuevas	12	Jairo Cuevas	3.55	Sung Ki Jung	22
2008	Scott Diamond	12	Ryne Reynoso	6	Kyle Cofield	3.26	Bryan Dumesnil	12
2009	Erik Cordier	7	Richard Sullivan	12	Erik Cordier	3.87	Cory Gearrin	17
2010	J.J. Hoover	11	Matt Crim	11	Randall Delgado	2.76	Luis Avilan	9
2011	Robbie Ross	9	Wilfredo Boscan	12	Robbie Ross	2.26	Ryan Kelly	9
2012	Randol Rojas	9	Randy Henry	9	Kyle Hendricks	2.82	Ben Rowen	19
2013	Nick Martinez	10	Alec Asher	7	Alec Asher	2.90	Ryan Harvey	8
			Nick Martinez	7				
			Victor Payano	7				
2014	Andrew Faulkner	10	Victor Payano	8	Sam Wolff	3.37	Jose Leclerc	14
	Luis Parra	10						
2015	Jonathan Martinez	9	Jen-Ho Tseng	7	Jonathan Martinez	2.56	Jasvir Rakkar	16
2016	Jonathan Martinez	12	Zach Hedges	8	Trevor Clifton	2.72	Ryan McNeil	22
2017	Adbert Alzolar	7	Thomas Hatch	11	Thomas Hatch	4.04	Pedro Araujo	10
2018	Tyson Miller	9	Bryan Hudson	11	Tyson Miller	3.54	Tyler Peyton	10
2019	Paul Richan	10	Javier Assad	10	Javier Assad	3.87	Jesus Camargo	4
							Ben Hecht	4
							Garrett Kelly	4
							Ethan Roberts	4
YEAR	INNINGS PITCHED		APPEARANCES		WALKS		STRIKEOUTS	
1999	Scott Sobkowiak	139.1	Ryan Greene	44	Derrick Lewis	81	Scott Sobkowiak	161
2000	Christian Parra	157.2	Brad Voyles	39	Christian Parra	56	Christian Parra	163
2001	Trey Hodges	173.0	Matt Gawer	42	Matt Butler	48	Jung Bong	145
2002	Chris Waters	182.2	Kevin Barry	47	Adam Wainwright	66	Adam Wainwright	167
2003	Macay McBride	164.2	Ralph Roberts	44	Matt Coenen	62	Macay McBride	139
2004	Blaine Boyer	154.0	Glenn Tucker	48	Matt Wright	58	Matt Wright	133
2005	Jake Stevens	148.0	Wes Letson	41	Jake Stevens	62	Jake Stevens	102
2006	James Parr	134.2	Michael Nix	36	Charlie Morton	54	James Parr	90
2007	Jairo Cuevas	132.0	Kevin Gunderson	44	Jairo Cuevas	71	Jairo Cuevas	116
2008	Ryne Reynoso	131.1	Nicholas Fellman	44	Kyle Cofield	66	Ryne Reynoso	105
2009	Erik Cordier	121.0	Tommy Palica	41	Erik Cordier	74	Cole Rohrbough	100
2010	Matt Crim	149.2	Angelo Paulino	41	Matt Crim	59	Randall Delgado	120
2011	Robbie Ross	123.1	Trevor Hurley	38	Kasey Kiker	52	Barret Loux	127
2012	Kyle Hendricks	130.2	Jimmy Reyes	41	Randol Rojas	37	Kyle Hendricks	112
					Wilmer Font	37		
2013	Alec Asher	133.1	Ryan Harvey	42	Victor Payano	57	Alec Asher	139
2014	Luis Parra	137.2	Jose Leclerc	42	Victor Payano	90	Victor Payano	86
2015	Daury Torrez	134.1	Jasvir Rakkar	38	Josh Conway	31	Jen-Ho Tseng	87
					Tyler Skulina	31		
2016	Jonathan Martinez	131.0	Ryan McNeil	44	Jonathan Martinez	43	Trevor Clifton	129
2017	Thomas Hatch	124.2	Pedro Araujo	44	Thomas Hatch	50	Thomas Hatch	126
2018	Tyson Miller	127.0	Tyler Peyton	38	Bryan Hudson	58	Tyson Miller	126
2019	Javier Assad	116.1	Jesus Camargo	36	Javier Assad	41	Javier Assad	91



Outfielder Jared Prince also found a way to leave his mark, marching into the Carolina League record books in painful fashion. He was hit by a pitch 30 times to equal the single-season record. Prince, who started 4-for-45, batted .301 the rest of the way to finish at seventh in the league in hitting (.282). Prince made the year-end Carolina League All-Star Team and was voted by his teammates and coaches as the Pelicans' Most Valuable Player

The Pelicans went into the playoffs as Southern Division first-half champions, battling Kinston for a trip to the Mills Cup finals. Justin Grimm got the Game One start, tossing six innings of one-run ball, while catcher Vinny DiFazio cranked a two-run homer to give the Birds the opener, 4-1. Kinston came back to take Game Two and even the series before the set shifted to Kinston. The K-Tribe knocked out the Pelicans with 7-0 and 9-2 routs to win the best-of-five series three games to one.

### YEARLY BATTING LEADERS

YEAR	AVG. (Min. 376 PA)	HITS	HOME RUNS	RBI
1999	Marcus Giles .326	Marcus Giles 162	Mike Hessman 23	Marcus Giles 73
2000	Travis Wilson .275	Travis Wilson 133	Cory Aldridge 15	Cory Aldridge 64
			Troy Cameron 15	
2001	Ryan Langerhans .287	Ryan Langerhans 129	Jaeme Leal 15	Ryan Langerhans 48
2002	Bill McCarthy .305	Richard Lewis 135	Kelly Johnson 12	Bill McCarthy 65
		Bill McCarthy 135		
2003	Andy Marte .285	Andy Marte 132	Andy Marte 16	Andy Marte 63
2004	Brian McCann .278	Gregor Blanco 116	Brian McCann 16	Brian McCann 66
2005	Jarrold Saltalamacchia .314	J. Saltalamacchia 144	J. Saltalamacchia 19	J. Saltalamacchia 81
			Matt Esquivel 81	
2006	Carl Loadenthal .323	J.C. Holt 125	Van Pope 15	Van Pope 74
2007	Isaiah Ka'aihue .298	Quentin Davis 129	Isaiah Ka'aihue 22	Quentin Davis 65
2008	Willie Cabrera .290	Ernesto Mejia 142	Ernesto Mejia 21	Ernesto Mejia 93
2009	Donell Linares .287	Donell Linares 145	Cody Johnson 32	Donell Linares 87
2010	Mike Jones .282	Mike Jones 105	Gerry Rodriguez 13	Gerry Rodriguez 53
2011	Jared Prince .282	Jared Prince 136	Mike Olt 14	Jared Prince 72
2012	Christian Villanueva .285	Odubel Herrera 142	Christian Villanueva 10	Brett Nicholas 63
2013	Rougned Odor .305	Trever Adams 130	Kellin Deglin 12	Trever Adams 82
2014	Nick Williams .292	Christopher Bostick 124	Joey Gallo 21	Preston Beck 77
2015	Chesny Young .321	Chesny Young 129	Jacob Rogers 12	Jacob Rogers 69
2016	Gleyber Torres .275	Yasiel Balaguert 140	Yasiel Balaguert 19	Yasiel Balaguert 96
2017	Tyler Alamo .281	Tyler Alamo 120	Eddy Martinez 14	Jesse Hodges 63
		Jesse Hodges 120	Tyler Alamo 14	
2018	Jhonny Pereda .272	Jhonny Pereda 120	Jhonny Pereda 8	Jhonny Pereda 57
			Tyler Alamo 8	
2019	Cam Balego .247	Cam Balego 96	Kevonte Mitchell 14	Miguel Amaya 57

YEAR	RUNS SCORED	DOUBLES	TRIPLES	STOLEN BASES
1999	Marcus Giles 80	Marcus Giles 40	Jason Ross 13	Jason Ross 31
	Jason Ross 80			
2000	Travis Wilson 62	Travis Wilson 33	Ryan Langerhans 7	Junior Brignac 27
2001	Ryan Langerhans 66	Adam LaRoche 31	Damien Jones 3	Ryan Langerhans 22
			Ryan Langerhans 3	
2002	Richard Lewis 82	Bill McCarthy 26	Adam Stern 10	Adam Stern 40
2003	Andy Marte 69	Andy Marte 35	Gregor Blanco 7	Gregor Blanco 34
2004	Gregor Blanco 73	Brian McCann 35	Gregor Blanco 9	Onil Joseph 32
2005	Jarrold Saltalamacchia 70	Jarrold Saltalamacchia 35	Carl Loadenthal 4	Josh Burrus 25
2006	Van Pope 78	Van Pope 31	Steven Doetsch 4	J.C. Holt 35
2007	Jordan Schafer 70	Jordan Schafer 34	Quentin Davis 11	Quentin Davis 37
2008	Ernesto Mejia 93	Ernesto Mejia 47	Gorkys Hernandez 6	Gorkys Hernandez 20
2009	Cole Miles 64	Donell Linares 32	Cole Miles 7	Cole Miles 16
2010	Cole Miles 55	Mike Jones 20	Cole Miles 9	Cole Miles 27
2011	Ryan Strausborger 71	Jared Prince 30	Ryan Strausborger 9	Ryan Strausborger 31
2012	Odubel Herrera 72	Brett Nicholas 33	Odubel Herrera 6	Odubel Herrera 27
2013	Luis Sardinas 69	Rougned Odor 33	Drew Robinson 7	Luis Sardinas 27
	Trever Adams 69			Rougned Odor 27
2014	Christopher Bostick 81	Preston Beck 33	Chris Garia 11	Chris Garia 45
2015	Mark Zagunis 78	Victor Caratini 31	Pin-Chieh Chen 5	Pin-Chieh Chen 20
			Mark Zagunis 5	
2016	Charcer Burks 71	Charcer Burks 28	Rashad Crawford 8	Jeffrey Baez 38
2017	Trent Giambrone 65	Jesse Hodges 26	Daniel Spingola 6	Robert Garcia 16
2018	Andruw Monasterio 52	Wladimir Galindo 21	Aramis Ademan 3	Roberto Caro 19
2019	Cam Balego 53	Miguel Amaya 24	Aramis Ademan 8	Zach Davis 29





## Who Are The Myrtle Beach Mermen?

HBO's hit series 'Eastbound & Down,' which concluded in late 2013, filmed both during the 2011 summer and February 2012 at TicketReturn.Com Field at Pelicans Ballpark.

The show's star, Kenny Powers (played by Danny McBride), made his return to American professional baseball with a fictitious team known as the Myrtle Beach Mermen, the Double-A affiliate of a Major League team simply dubbed 'Texas.' Filming for the season brought a full host of stars to Myrtle Beach, including Danny McBride, Jason Sudeikis, Matthew McConaughey, Will Ferrell and Val Kilmer.

## 2012

For the second straight season, Jason Wood's Myrtle Beach Pelicans were impressive on the mound. With a 3.28 ERA — the team's best mark since 2002 — the Pelicans boasted a 3.30 ERA in Wood's first two seasons. Brad Holman, the Pelican's pitching coach during that stretch, was promoted to Triple-A Round Rock during the offseason.

The Pelicans finished 74-65, including a 38-31 second half that launched the team into the postseason.

Five pitching contributors on the 2012 squad enter 2013 at big league camp. Wilmer Font, who had made his MLB debut the previous September, was on the 40-man roster along with Roman Mendez; Cody Buckel and Nick Tepesch arrived as non-roster invitees.

With Buckel, Tepesch, Mendez and Font making regular starts in the first half, the Pelicans boasted a 3.14 earned run average in April and an even stingier 2.31 clip in the month of May. Kyle Hendricks was efficient out of the rotation for the Pelicans, compiling a 2.82 earned run average in 20 starts before being shipped to the Cubs as part of the Ryan Dempster deal in July.

Also included in that July 31 trade was infielder Christian Villanueva, who was one of the most productive members of an offense that struggled to score runs. The Pelicans amassed 1,587 total bases, the lowest in a single season in franchise history. The Myrtle Beach offense mustered 3.84 runs per contest and was shutout 11 times in 139 games. Villanueva's 10 home runs paced a Pelicans bunch that stroked a league-low 68 round-trippers.

Despite its offensive struggles, the Pelicans were able to return to the postseason for the second straight year. The Birds finished .500 or better in every month of the second half, including a 17-12 mark in June (first half ended June 17).

Because Winston-Salem posted the best record in the first and second half in the Southern Division, the Dash hosted all three postseason matchups with the Pelicans in the opening round. In 2012, the divisional



series adopted a best-of-three format after being best-of-five for several years.

The series opened favorably for the Pelicans, who scored four sixth-inning runs and snatched game one by a 4-1 final. Tomas Telis tripled and knocked in three runs, while Luke Jackson struck out eight over five innings to claim the win. The Pelicans took a 2-1 lead into the sixth inning of game two before the Dash took control.

The Pelicans would score just one more run in the series. A three-run seventh sparked the Dash to a 5-3 series-evening triumph. Facing elimination, the Pelicans were blanked in game three, falling by a 9-0 margin with all of the game's runs coming in the second and third frames.

## 2013

The Pelicans continued to impress under the Rangers umbrella and the direction of third-year skipper and eventual 2013 Carolina League Manager of the Year, Jason Wood. The Pelicans would advance to the postseason for the third consecutive season for the first time in team history. They were also the only Carolina League team to make the postseason in each of the previous three campaigns and the only Rangers affiliate to do so as well.

Yet for the third straight year, the Birds couldn't make it out of the first round of the postseason. The eventual champs, the Salem Red Sox, swept the Pelicans with a pair of one-run wins.

The club was powered, once again, by the pitching staff. The Pelicans recorded the highest ERA of the Wood era, but it was still the Carolina League's second-lowest ERA (3.71).

Alec Asher made the jump from Spokane for his first full professional season, leading the team and the circuit with 139 strikeouts. He also ranked among the league leaders in ERA (fourth, 2.90), WHIP (fourth, 1.20), and wins (tied for seventh, nine).

Asher posted the most innings of any Pelicans hurler (133.1).

Jackson was the club's Opening Day starter and also got the nod for the Carolina League in the Carolina-California League All-Star Game before his first promotion to Double-A on August 1.

Nick Martinez had the league's third-lowest ERA (2.87) and 10th-most strikeouts (105). Texas promoted him along with Jackson on the same day.

The Rangers' first selection in the 2013 draft, RHP Alex "Chi Chi" Gonzalez, would fill one of those vacancies in the rotation and make his final five starts of the season with Myrtle Beach, allowing just one run over 12.0 IP in his last three regular season outings.

The Pelicans' offense was led by its middle infield combo of second baseman Rougned Odor and shortstop Luis Sardinas.

The 19-year-old Odor ranked among the CL leaders in batting (third, .305), doubles (tied for fifth, 33), and stolen bases (tied for fifth, 27) despite spending the final month of the season with Frisco.

Sardinas, who also joined Odor in Frisco in August, had the sixth-best average (.298) and tied for the fifth-most stolen bases (27) in the CL.

The Pelicans finished the season with the second-most wins in the Carolina League and had four different win streaks of at least six games, including a season-best eight games from May 7-14.

In addition to Jackson, the Pelicans had Asher, Martinez, Odor and Sardinas selected to the Carolina League-California League All-Star Game in San Jose, California.



## 2014

In what turned out to be the final year of the Pelicans in the Rangers system, the club posted one of its best years in franchise history. The best first half winning percentage in team history (.647) propelled the Pelicans to the playoffs for a fourth straight season, and the team made the Mills Cup Championship for the first time since 2008, only to fall to the Potomac Nationals.

With the most dominant offense in the league from start to finish, the Pelicans tore out of the gates with a 40-18 start despite an 0-4 opening series. Behind soon-to-be league MVP Joey Gallo, the Pelicans clubbed their way to victory. The slugger blasted 21 home runs in just 58 Carolina League games before his promotion to Double-A. The total was enough to pace the league all season, and it was the most homers in a single-season by a Pelicans since 2009, when Cody Johnson hit 32. Gallo homered three times in a game twice, something no Pelican had ever done. But he wasn't the only one with power. The team hit 111 long balls in 2015, the fourth-most in team history, and recorded the first 100-homer season for the franchise since 2009. Jorge Alfaro (13), Nick Williams (13), Preston Beck (11) and Christopher Bostick (11) all knocked out double-digits bombs.



*Luke Jackson dominated the Carolina League in 2013 on his way to an August promotion to Double-A.*

The team could run as well. The Birds stole 154 bases, the most in team history and by far the most in the league that year. Chris Garia, an unheralded minor leaguer entering the season, set the club's single-season stolen base record with 45 and might have had more had he not been injured the last two weeks of the year.

As was the case every year in the Rangers-era, the Pelicans were not too shabby on the hill either. The Pelicans placed a league-best and franchise record eight players on the mid-season All-Star team, three of whom were pitchers: starters Andrew Faulkner and Alex "Chi Chi" Gonzalez, and reliever Alexander Claudio joined position players Alfaro, Beck, Gallo, Garia and Williams. Faulkner spent most of the year near the top of the league in wins (10) and ERA (2.07), and did not allow a home run until his final High-A start on July 21, the latest of any qualifying pitcher in Minor League Baseball. Gonzalez took a no-hitter into the fifth inning on multiple occasions, and Claudio was dominant during 2015. He finished the season in Arlington with the Texas Rangers, marking only the second time that a player spent time with both the Pelicans and the Rangers in the same season.

The staff was second in the league in ERA for the year (3.43), and the bullpen blew just 14 saves all season, anchored by Jose Leclerc (14-for-16 in saves) and Abel De Los Santos (8-for-9).

The Pelicans ran away with the first half crown with a 44-24 record, 11 games up on second-place Salem. As was often the case during the four-year run with the Rangers, promotions hurt the Birds in the second half.

Despite the promotions of Gallo (June 8), Keone Kela (May 10), Odubel Herrera (May 12), Gonzalez (June 8), Will Lamb (June 16), Claudio (June 25), Hanser Alberto (July 4), Alfaro (August 4) and Nick Williams (August 15), the Pelicans scratched and clawed their way to the second-half title. It was only the third time that the Pelicans had won both the first and second halves (2000, 2008), and they did it by finishing the season without their top three home run hitters, and three of their top five RBI producers.



The Pelicans avenged their 2014 series loss to Salem despite a heartbreaking Game One loss in extra-innings on a controversial home run call.

After winning back-to-back games to beat Salem 2-1 in the series, the Birds opened with a win against Potomac in the Mills Cup Championship Series. However, the P-Nats tied things up at one game apiece before heading back to Virginia for the final three games. There, Potomac outpaced the Pelicans in 12-7 and 5-1 wins to take the series, 3-1.

The 2014 year also saw a near-record number of former Pelicans make their big league debuts. Second to only the 2005 season (14), 2014 featured 13 Pelicans to make the Show for the first time.

## 2015

The Pelicans' first year as a Cubs affiliate was a hit throughout the Grand Strand. Myrtle Beach captured the first-half Southern Division title en route to the best regular season record in the Carolina League by six games. The campaign culminated with a Mills Cup Championship for the first time since 2000, the Pelicans' third total and second outright title.

A wobbly April left Myrtle Beach at 10-9, but eventual Carolina League Manager of the Year Mark Johnson was able to steady the club's path as soon as the calendar flipped to May. The Pelicans began the month by winning 13 of the 16 games, including each the first five contests. Myrtle Beach finished the month 21-7 behind a torrid pitching staff backed by an airtight defense; the Pelicans surrendered more than four runs in just seven contests throughout the month, including each of the last 11.

That would prove to be a theme throughout the season. Myrtle Beach finished with a 3.01 ERA, the club's best since their 2000 championship season and the Carolina League's top mark since at least the 2005 season. Pelicans pitchers surrendered just 1035 hits in 2015 (7.9 H/9), the fewest among any team in the circuit. Myrtle Beach also issued only 339 walks in 1183.0 innings (2.6 BB/9), the second-fewest among any staff in the Carolina League.

At the forefront of the effort were a pair of Mid-Season All-Stars in Duane Underwood Jr. and Jonathan Martinez. The latter led the league in ERA at 2.56, surrendering just 82 hits in 116.0 frames to post a 9-2 record. Underwood Jr. finished 6-3 with a 2.58 ERA. Right-hander Jen-Ho Tseng also finished in the top 10 in the league in ERA at 3.55, registering a 7-7 record in 119.0 innings.

Myrtle Beach also received outstanding starting performances from Paul Blackburn (7-5, 3.11 ERA), Tyler Skulina (3-6, 3.11 ERA) and Dauri Torrez (10-6, 3.75 ERA), but the staff's dominance was truly an amazing display of depth. Jasvir Rakkar (2.98 ERA) finished second in the league with 16 saves, and all but one of the 20 pitchers who tossed at least 15.0 innings posted an ERA below 4.00, with 13 compiled marks below 3.00.

While the club's pitching and defense starred, the Pelicans' patient offensive approach helped knock out talented starters early from games to reach the underbelly of opponents' bullpens. Myrtle Beach scored the second-most runs in the league (581) while also ranking second in both on-base percentage (.333) and slugging percentage (.365).



*Despite only 58 games in the Carolina League, third baseman Joey Gallo captured the league's MVP, joining Marcus Giles (1999) as the only Pelican to win the award.*



Mark Zagunis earned both Mid-Season and Postseason All-Star nominations, finishing second in the league in both OBP (.406) and walks (80), third in runs scored (78) and eighth in batting average (.271). Utility man Chesny Young also earned Postseason All-Star honors by being setting a Carolina League record with a 44-game on-base streak from June 6 through July 25. Young was the only player in the circuit to post an average above .300 at .321, 24 points higher than the second-place hitter. He finished second in total plate appearances per strikeout (10.27), third in OBP in .394 and in a tie for third in hits (129).

Jacob Rogers finished in the top-five in the league in home runs (12), batting .249/.347/.399 while Jeimer Candelario hit .270/.318/.415 in 82 games before earning a promotion to Double-A Tennessee.

The Pelicans sailed to the first-half division title with a 41-28 record. They went 40-29 in the second half to finish in second before taking care of Winston-Salem with a pair of one-run victories in Games 2 and 3 of the Southern Division Championship Series.

Myrtle Beach earned another one-run victory of Wilmington in Game 1 of the Mills Cup Championship Series before blanking the Blue Rocks 2-0 in Game 2. With Game 3 tied 2-2 with two outs in the bottom of the ninth, Pin-Chief Chen rolled a walk-off single to left to give the Pelicans a series sweep and their first championship in 15 seasons.

## 2016

Myrtle Beach's second season as a Cubs affiliate was just as big of a hit as their first, with the Pelicans becoming the Carolina League's first outright back-to-back champions since the Winston-Salem Spirits, who were also a Chicago Cubs affiliate at the time, did so in 1985-86. In addition to earning the fourth title in Pelicans history, the Birds participated in their third consecutive Mills Cup Championship series, the Carolina League's longest run since Frederick went to three straight Mills Cup Finals from 2005-07.

Making the postseason for the sixth straight year took some heavy lifting. On July 21, the Pelicans found themselves with a 49-48 overall record. Three days later, right-hander Zach Hedges, who posted a sparkling 2.89 ERA in 16 starts, was promoted to Double-A Tennessee. On that same day, Myrtle Beach scratched shortstop Gleyber Torres and center fielder Rashad Crawford from the lineup. Both those key, up-the-middle players were traded on July 25 in a package that netted the Cubs left-hander Aroldis Chapman.

Despite losing three of their best players, the Pelicans took off. After the 24th, including the postseason,



*A walk-off single by Pin-Chieh Chen gave the Pelicans a sweep in the Mills Cup Championship Series over Wilmington and their first championship since 2000.*





the Birds went 38-11 (.776). Myrtle Beach's 46-23 second half record was their best in club history and tops in the league in any half since Kinston went 47-23 in the first half of the 2006 campaign. The Pelicans' second half Southern Division Championships marked their fourth straight season with at least one division title and helped Myrtle Beach to their sixth consecutive winning season at 82-57.

During their second half ride, the Pelicans enjoyed arguably their most successful month in club history. Myrtle Beach finished August with a 22-5 record, their most victories in any month of recorded Pelicans history (through the 2005 season). In fact, the Birds tied with Short Season Class A Eugene, also a Cubs affiliate, for the best record in all of professional baseball during the month. Finishing behind the pair of Cubs affiliates was the Cubs themselves, with a mark of 22-6.

Myrtle Beach nipped Salem 2-1 in a decisive Game 3 of the SDCS for a berth in the Mills Cup Championship Series with the Lynchburg Hillcats. After losing Game 1 by a score of 4-3 in 12 innings, the Pelicans won 8-3 in Game 2 to even up the series. The Birds' pitching was masterful in a 7-0 shutout in Game 3, which put them on the precipice of their second straight title. In Game 4, right-hander James Pugliese whiffed seven in 4.1 scoreless innings of relief, and a three-run seventh inning propelled Myrtle Beach to a 5-3 win and the Mills Cup title.

Strong pitching and defense were constants for the Pelicans throughout the 2016 campaign. The Pelicans finished with the Carolina League's best ERA (3.47), while also issuing the fewest walks (411) and allowing the fewest home runs (65) and the second-fewest hits (1,176). Right-handed starter Trevor Clifton took home a number of honors, including both the Carolina League and Chicago Cubs Minor League Pitcher of the Year. The Maryville, Tenn., native led the circuit in ERA at 2.72, nearly a full run better than second-place Jordan Stephens of Winston-Salem. Clifton also paced the league in batting average against (.225) and WHIP (1.16) while coming in third in strikeouts (129). Among starters, the right-hander also placed third in strikeouts per nine innings (9.8).

The Pelicans were led offensively by first baseman Yasiel Balaguert and infielder David Bote. The former finished the season with 96 RBIs, the most ever in a campaign for a Myrtle Beach hitter. Over the year's final 49 games, including the postseason, Balaguert batted .318/.360/.521, driving in 41 runs. The Chicago Cubs' Minor League Player of the Month for August, Bote led all of the organization's farmhands with a .367 average and 16 runs scored during the month. His 15 extra-base hits were tied for the most in the system. The Longmont, Colo., native closed the regular year riding a 27-game on-base streak, the longest of any Pelican during the season, batting .365/.434/.583 with 21 RBIs during that stretch. He only continued to rake in the postseason, batting 15-for-26 (.577/.677/.769) with nine RBIs in seven playoff games en route to winning the Carolina League's postseason Most Valuable Player award.

The 2016 season also saw some special moments with Pelicans alumni. On May 17, the Atlanta Braves named former Myrtle Beach skipper Brian Snitker their interim manager, making Snitker the first former Pelicans skipper to pilot a club in The Show.



*Trevor Clifton was named both the Chicago Cubs' and the Carolina League's Pitcher of the Year.*





## 2017

While their 2017 campaign did not end in a championship, Myrtle Beach did tie a Carolina League record with their seventh consecutive postseason appearance.

On May 24, the Pelicans were just 23-22, sitting in third place in the Southern Division, 4.0 games behind Buies Creek. The Birds then went on to rattle off 17 victories in 21 games to win the division, becoming the first team in all of Minor League Baseball to clinch a postseason spot with their 3-0 triumph over Frederick on June 14.

The Birds wound up finishing with the circuit's best first-half record at 43-27. However, Myrtle Beach cooled considerably in the second half, with the club's 30-40 mark tying for the league's second-worst record over the final 70 games. Still, though, the Pelicans registered their seventh consecutive winning season with a 73-67 overall record.

Nonetheless, the second half still had several memorable moments. On August 24, the Pelicans edged Down East 5-4, marking the 2,000th victory in manager Buddy Bailey's legendary career. That triumph made the Madison Heights, Va., native the 11th minor league skipper to ever reach the 2,000-win plateau, and the first since Johnny Lipon did so during the 1990 campaign with the High-A Lakeland Tigers.

Just a few weeks later, with Hurricane Irma bearing down on the southeastern United States, the Carolina League shortened the Mills Cup Playoffs, canceling the Mills Cup Championship Series. Thus, the circuit's title would be split between the winners of the now-best-of-three Southern Division Championship Series and Northern Division Championship Series.

Just before Game 1 of the SDCS, the Chicago Cubs announced that star catcher Willson Contreras would begin an injury rehabilitation assignment with the Pelicans. Contreras wound up going 1-for-4 over two games, but it wasn't enough for Myrtle Beach, which was swept 2-0 by Down East in the rain-shortened series to end the season.

Thirteen different former Pelicans would make their major league debut during the 2017 campaign, tied for the second-most in a single season in club history (2014, 14). That included right-hander Dillon Maples, who began the campaign on Myrtle Beach's Opening Day roster. The Sanford, N.C., native became the first Myrtle Beach alumnus since Alex Claudio in 2014 to play for the Birds and make his debut in The Show in the same season.

## PELICANS' ATTENDANCE

Year	Total	Average
2005	198,092	2,871
2006	200,152	3,079
2007	215,059	3,117
2008	242,397	3,565
2009	238,287	3,610
2010	223,176	3,282
2011	213,200	3,280
2012	220,273	3,288
2013	222,406	3,370
2014	241,026	3,652
2015	240,357	3,877
2016	227,491	3,500
2017	233,126	3,587
2018	219,589	3,327
2019	226,247	3,377



In 2017, manager Buddy Bailey became the 11th minor league skipper to reach 2,000 career victories.



## 2018

All good things must come to an end, and it was an impressive streak that concluded in 2018 as the Birds failed to make the playoffs for the first time since 2010. After tying the Carolina League record with seven-straight appearances in the postseason in 2017, it was a struggling offense that held the Pelicans back in the franchise's 20th season.

The Myrtle Beach offense set nine new lows in the history of the Pelicans, including batting average (.232), hits (1,013), runs (468), at-bats (4,360), total bases (1,393), doubles (173), home runs (55), extra base hits (249) and RBIs (409). The offensive woes were somewhat offset by a stellar pitching staff that managed a 3.51 ERA, which placed third in the Carolina League.

In terms of the pitching staff, the highlight of the season was an incredible performance by Keegan Thompson on June 14. On a Thursday night in Myrtle Beach, Thompson threw seven brilliant, perfect innings with eight strikeouts. Due to a high pitch-count, he was removed from the game after the seventh, but that did nothing to diminish the dominance that he displayed on the hill in Pelicans Ballpark.



*Keegan Thompson threw seven perfect innings on June 14th before being removed due to a high pitch count.*

While mound saw most of the highlights for the Pelicans in 2018, there were plenty from the bats as well. On May 29th, Tyler Alamo broke a 2-2 tie in the bottom of the 10th inning against Winston-Salem with a walk-off grand slam. It marked the third straight season that the Birds had knocked a grand slam against the Dash. That was one of six walk-off wins for the Pelicans in 2018.

The Pelicans were paced on the offensive side by catcher Jhonny Pereda, who burst on the scene to hit .272/.347/.363 over the course of 122 games. Coming into the season, Pereda had only started 149 games at catcher over his last four seasons.

Pelicans' manager Buddy Bailey, who convinced the Cubs to let the catcher start in Myrtle Beach over going back to South Bend, started him behind the plate 83 times, and it paid off. The 23-year-old threw out 38 percent of base runners to go along with his stellar

offensive numbers.

Pereda was one of three mid-season All-Star selections for the Pelicans, with the other two being top-Cubs prospect and shortstop Aramis Ademan and reliever Tyler Peyton.

On the hill, Tyson Miller (3.54 ERA) and Alex Lange (3.74) placed sixth and seventh, respectively, in Carolina League ERA over their 23 starts apiece. Miller led the league in strikeouts (126), WHIP (1.09) and batting average against (.220) on the season.

Even with the strong staff, the Pelicans finished seven games out of first place in the first half and 15.5 out in the second half.

On the major-league side of things, seven former Pelicans made their way up to Chicago and other big league teams. Billy McKinney (New York Yankees), Pedro Araujo (Baltimore Orioles), David Bote (Cubs), Gleyber Torres (Yankees), Duane Underwood Jr. (Cubs), James Norwood (Cubs) and Ryan Cordell (Chicago White Sox) all made it to The Show in 2018.

## 2019

After their streak of seven-consecutive postseason appearances was snapped during the 2018 season, the 2019 Pelicans faltered again and finished with the second fewest wins in club history. Myrtle Beach finished with a record of 55-81 and for the second straight season they finished ninth in the Carolina League. It was the first time since the 2009 and 2010 seasons in which the Birds failed to make the postseason in consecutive seasons.

Despite the lopsided record, the Pelicans enjoyed their best second half since their Carolina League championship season in 2016. Myrtle Beach finished third in the Carolina League Southern Division with a 34-35 record and were in playoff contention until the final week of the season regular season.

The Pelicans set new franchise lows in batting average (.227), hits (972) and at-bats (4274), but their struggles on the offensive side were slightly offset by the pitching staff, especially in the second half. After the All-Star break the Pelicans' pitching staff was bolstered by promotions from Low-A South Bend and collected an ERA of 3.48 which ranked sixth in the league.

One standout on the mound was Jack Patterson who began the year in the Midwest League but was promoted to Myrtle Beach on July 5 and was brilliant. The southpaw delivered a historic run in which he made five starts with the Pelicans and did not give up an earned run in the 23.2 innings that he pitched. He continued that run after his promotion to Double-A Tennessee and ended up throwing 35.0 innings without being charged with an earned run.

The Pelicans were also given a major spark by the flamethrowing Brailyn Marquez, the Cubs' top pitching prospect who matched the temperatures in the month of August with his blistering fastball. In his Myrtle Beach debut, Marquez threw 13 pitches in the first inning, 12 of which were over 100 miles per hour. The lefty held opponents to a .214 batting average against and held a 1.71 ERA in his five appearances with the Birds.

Myrtle Beach was also treated to the loud home runs that Miguel Amaya provided throughout the summer. The Cubs' No. 1 catching prospect displayed his power as he mashed 11 homers and 24



*The Pelicans had three sellouts at TicketReturn.com Field at Pelicans Ballpark in 2019. The Birds have now had at least three sellouts in each of the last eight seasons.*



doubles in 99 games. Not only was Amaya fun to watch at the plate, he was equally electric behind the plate as well. The 20-year-old threw out 46 runners, which ranked second in all of Minor League Baseball. Amaya was one of four players in the league to be selected to participate in the SiriusXM Futures Game held in Cleveland, OH during Major League Baseball's All-Star weekend.

One of the most memorable moments of the season came in an early May game against the Salem Red Sox. The Pelicans beat the Sox 12-2 that night, but it was a defensive web gem from the Pelicans' pitcher Javier Assad that was the star of the game. On a bunt up the first base side, Assad ran off the mound to field the ball, but when the baseball popped out of his glove, he instinctively kicked the ball to Cam Balego at first to record the out. The play was the No. 2 play on Sportscenter's Top 10 Plays the following day.

Assad was one of four Pelicans selected to the Mid-Season All-Star game which was held in Frederick. Pitchers Jesus Camargo and Paul Richan and catcher Tyler Payne were the other three representatives from Myrtle Beach.

Myrtle Beach recorded three sellout crowds of 6,599 during the 2019 season, including for a thrilling 4-2 win over Carolina on July 3. D.J. Wilson hit a two-run homer in the bottom of the eighth inning to jolt the Birds in front of the capacity crowd.

The Pelicans received a boost offensively in early August when the Chicago Cubs assigned utility man Ben Zobrist to rehab in Myrtle Beach. During his three-game stint, Zobrist launched two home runs and was a vital influence in the clubhouse.

Three former Pelicans made their major league debuts during the 2019 season. Adbert Alzolay debuted for the Cubs on June 20 and was given a standing ovation at Wrigley field for firing 4.1 innings and striking out five. Eloy Jimenez (White Sox) and Tayler Scott (Mariners) also saw their first glimpse of big-league time in 2019.



*Brailyn Marquez lit up the radar with his 100+ mph fastball in 2019. The southpaw had a 1.71 ERA in five starts with the Birds.*

RECENT MILLS CUP WINNERS

*1999	Myrtle/Wilmington	2006	Kinston	2013	Salem
2000	Myrtle Beach	2007	Frederick	2014	Potomac
2001	Salem	2008	Potomac	2015	Myrtle Beach
2002	Lynchburg	2009	Lynchburg	2016	Myrtle Beach
2003	Winston-Salem	2010	Potomac	2017	*Down East/Lynchburg
2004	Kinston	2011	Frederick	2018	Buies Creek
2005	Frederick	2012	Lynchburg	2019	Wilmington

*\*Hurricane Floyd*

## YEARLY TEAM PITCHING TOTALS

YEAR	W-L	ERA	CG	SHO	SV	IP	H	R	ER	HR	HB	BB	SO	WP	BK
1999	79-60	3.51	0	0	41	1247.1	1056	552	486	95	31	559	1159	88	1
2000	88-52	2.51	8	4	43	1205.2	908	395	336	68	38	382	1089	63	0
2001	71-67	3.36	4	1	39	1205.2	1086	526	450	88	53	347	1102	54	2
2002	79-61	3.20	8	4	37	1212.2	1098	504	431	65	66	392	1010	53	0
2003	56-82	3.63	4	1	20	1190.2	1147	580	480	75	40	493	978	70	0
2004	75-63	3.44	3	1	19	1203.0	1097	533	460	65	51	456	1051	76	0
2005	61-79	4.11	1	0	9	1233.0	1236	661	563	107	45	545	993	104	0
2006	72-68	4.44	6	1	41	1210.0	1229	673	597	99	54	518	872	64	0
2007	59-80	4.44	1	1	37	1215.1	1212	728	599	106	76	652	1005	112	0
2008	89-51	3.48	4	11	51	1230.2	1102	596	476	88	66	493	1080	71	0
2009	53-84	4.67	3	7	33	1185.2	1199	710	615	86	104	574	1062	110	0
2010	58-82	4.00	2	5	28	1249.0	1261	664	555	83	71	449	1104	76	0
2011	72-67	3.32	3	12	40	1240.1	1124	545	458	76	61	389	1179	87	1
2012	74-65	3.28	3	13	36	1227.2	1116	524	447	80	64	390	1111	64	0
2013	77-62	3.71	2	8	35	1211.2	1091	605	499	87	80	535	1105	91	3
2014	82-56	3.43	1	9	40	1223.2	1095	550	466	80	72	564	1044	84	12
2015	81-57	3.01	2	13	43	1183.0	1035	441	395	63	53	339	921	62	6
2016	82-57	3.47	2	14	48	1226.2	1176	545	473	65	54	411	1032	84	10
2017	73-67	3.65	4	16	42	1215.1	1166	583	493	88	72	430	1110	104	5
2018	61-78	3.51	1	16	36	1178.1	1065	565	460	67	65	433	1064	108	7
2019	55-81	3.96	2	10	26	1171.1	1141	585	516	93	65	385	1083	71	15

## YEARLY TEAM BATTING TOTALS

YEAR	AVG.	AB	R	H	2B	3B	HR	RBI	BB	SO	SB	CS	E
1999	.250	4768	637	1193	240	49	105	578	427	1190	108	54	124
2000	.238	4502	567	1069	225	31	92	503	431	1166	104	57	134
2001	.241	4492	553	1083	221	14	95	512	422	1147	97	72	129
2002	.255	4561	555	1161	218	32	66	501	419	860	136	76	121
2003	.254	4494	506	1142	209	25	68	446	389	914	109	77	118
2004	.256	4518	558	1158	227	32	71	498	397	873	142	73	119
2005	.249	4667	596	1161	248	16	94	538	459	1137	121	76	148
2006	.257	4594	599	1182	223	18	82	551	484	884	152	58	128
2007	.255	4616	583	1178	214	35	82	538	449	970	144	79	148
2008	.260	4678	764	1217	298	35	153	705	518	1019	109	52	173
2009	.245	4519	550	1105	209	23	114	503	353	1063	73	65	166
2010	.238	4733	575	1126	207	36	95	511	416	1070	104	62	154
2011	.256	4737	602	1214	258	34	74	550	427	929	95	55	138
2012	.247	4606	534	1136	215	16	68	472	349	882	113	51	142
2013	.249	4548	621	1134	243	31	64	551	484	1001	132	54	153
2014	.258	4645	683	1200	246	48	111	627	479	1134	154	71	149
2015	.253	4427	581	1118	229	36	66	522	488	866	94	45	84
2016	.254	4617	639	1174	259	41	90	570	531	1075	169	53	124
2017	.252	4621	585	1165	191	24	101	514	410	1079	62	49	135
2018	.232	4360	468	1013	173	21	55	409	447	1052	101	46	155
2019	.227	4272	518	972	190	24	73	463	499	1093	136	75	121



# POSTSEASON RESULTS

## 1999 CAROLINA LEAGUE SOUTHERN DIVISION SERIES vs. Kinston Indians

DATE	SITE	RESULT	WINNER	LOSER	SAVE	ATT
September 6	MYRTLE BEACH	W, 6-1	Rivera	Drese	Pacheco	2,402
September 7	Kinston	L, 10-7	Brewington	Voyles	Mays	788
September 8	Kinston	W, 5-3	Pacheco	Sabathia	Greene	902

Myrtle Beach wins best-of-three series, 2-1

## 1999 CAROLINA LEAGUE MILLS CUP CHAMPIONSHIP SERIES vs. Wilmington Blue Rocks

DATE	SITE	RESULT	WINNER	LOSER	SAVE	ATT
September 9	Wilmington	L, 1-0	George	Lee	Sonnier	2,145
September 10	Wilmington	W, 2-1	Sobkowiak	Thorn	Greene	2,405
September 12	MYRTLE BEACH	W, 6-0	Rivera	Guerrero	Pacheco	3,277
September 13	MYRTLE BEACH	L, 7-3	Thurman	Corey	None	2,642

With best-of-five series tied 2-2, Myrtle Beach and Wilmington declared co-champions due to Hurricane Floyd

## 2000 CAROLINA LEAGUE MILLS CUP CHAMPIONSHIP SERIES vs. Lynchburg Hillcats

DATE	SITE	RESULT	WINNER	LOSER	SAVE	ATT
September 7	MYRTLE BEACH	W, 2-1	Chavez	Spurling	None	2,123
September 8	MYRTLE BEACH	W, 7-4	Spooneybarger	Padua	Voyles	3,308
September 9	Lynchburg	W, 5-2	Kent	Gonzalez	Voyles	1,258

Myrtle Beach wins best-of-five series, 3-0

## 2002 CAROLINA LEAGUE SOUTHERN DIVISION SERIES vs. Kinston Indians

DATE	SITE	RESULT	WINNER	LOSER	SAVE	ATT
September 4	Kinston	L, 2-1	Sturkie	Aguilar	None	898
September 5	MYRTLE BEACH	L, 5-4	Cooper	Roberts	Pinales	1,807

Kinston wins best-of-three series, 2-0

## 2008 CAROLINA LEAGUE SOUTHERN DIVISION SERIES vs. Winston-Salem Warthogs

DATE	SITE	RESULT	WINNER	LOSER	SAVE	ATT
September 3	MYRTLE BEACH	W, 6-4	Diamond	Long	Tejeda	2,130
September 4	MYRTLE BEACH	L, 6-5	Ely	Rivas	None	1,899
September 5	Winston-Salem	W, 5-1	Rohrbough	Santeliz	None	814
September 6	Winston-Salem	W, 11-5	Reynoso	Dubee	None	650

Myrtle Beach wins best-of-five series, 3-1

## 2008 CAROLINA LEAGUE MILLS CUP CHAMPIONSHIP SERIES vs. Potomac Nationals

DATE	SITE	RESULT	WINNER	LOSER	SAVE	ATT
September 8	MYRTLE BEACH	L, 15-0	Atilano	Diamon	None	1,457
September 9	MYRTLE BEACH	W, 6-4	Rivas	Mandel	Tejeda	1,877
September 11	Potomac	L, 8-7	Wilkie	Butts	None	1,373
September 12	Potomac	L, 8-2	Arnesen	Rohrbough	None	1,314

Potomac wins best-of-five series, 3-1

## 2011 CAROLINA LEAGUE SOUTHERN DIVISION SERIES vs. Kinston Indians

DATE	SITE	RESULT	WINNER	LOSER	SAVE	ATT
September 7	MYRTLE BEACH	W, 4-1	Grimm	Cook	West	1,785
September 8	MYRTLE BEACH	L, 8-6	Murata	Hurley	Guilmete	2,116
September 9	Kinston	L, 7-0	Goodnight	De Los Santos	None	1,140
September 10	Kinston	L, 9-2	Rayl	Gomez	None	877

Kinston wins best-of-five series, 3-1

## 2012 CAROLINA LEAGUE SOUTHERN DIVISION SERIES vs. Winston-Salem Dash

DATE	SITE	RESULT	WINNER	LOSER	SAVE	ATT
September 5	Winston-Salem	W, 4-1	Jackson	Johnson	Rowen	2,324
September 6	Winston-Salem	L, 5-3	Vance	Osborne	Thompson	2,582
September 7	Winston-Salem	L, 9-0	Bassitt	McBride	None	2,898

Winston-Salem wins best-of-three series, 2-1

## 2013 CAROLINA LEAGUE SOUTHERN DIVISION SERIES vs. Salem Red Sox

DATE	SITE	RESULT	WINNER	LOSER	SAVE	ATT
September 4	Salem	L, 1-0	Younginer	McElwee	None	4,047
September 5	MYRTLE BEACH	L, 4-3	Price	McBride	None	2,449

Salem wins best-of-three series, 2-0

## 2014 CAROLINA LEAGUE SOUTHERN DIVISION SERIES vs. Salem Red Sox

DATE	SITE	RESULT	WINNER	LOSER	SAVE	ATT
September 3	MYRTLE BEACH	L, 3-1 (10)	Martin	De Los Santos	None	1,302
September 4	MYRTLE BEACH	W, 4-1	Parra	Light	Leclerc	2,523
September 5	MYRTLE BEACH	W, 5-0	James	Kukuk	None	1,835

Myrtle Beach wins best-of-three series, 2-1



# POSTSEASON RESULTS (cont.)

## 2014 CAROLINA LEAGUE MILLS CUP CHAMPIONSHIP SERIES vs. Potomac Nationals

DATE	SITE	RESULT	WINNER	LOSER	SAVE	ATT
September 6	MYRTLE BEACH	W, 2-0	Bell	Dickson	De Los Santos	1,501
September 7	MYRTLE BEACH	L, 3-0	Bacus	Payano	Mendez	1,518
September 9	Potomac	L, 12-7	Turnbull	Wolff	None	1,372
September 10	Potomac	L, 5-1	Silvestre	Parra	None	1,632

Potomac wins best-of-five series, 3-1

## 2015 CAROLINA LEAGUE SOUTHERN DIVISION SERIES vs. Winston-Salem Dash

DATE	SITE	RESULT	WINNER	LOSER	SAVE	ATT
September 9	Winston-Salem	L, 2-1	Clark	Underwood Jr.	Goldberg	2,646
September 10	MYRTLE BEACH	W, 4-3	Markey	Almonte	Berg	4,003
September 11	MYRTLE BEACH	W, 4-3	Martinez	Brennan	Garner	2,408

Myrtle Beach wins best-of-three series, 2-1

## 2015 CAROLINA LEAGUE MILLS CUP CHAMPIONSHIP SERIES vs. Wilmington Blue Rocks

DATE	SITE	RESULT	WINNER	LOSER	SAVE	ATT
September 13	Wilmington	W, 3-2 (10)	Berg	Rico	None	1,575
September 14	Wilmington	W, 2-0	Skulina	Junis	Berg	1,582
September 15	MYRTLE BEACH	W, 3-2	Berg	Rico	None	4,108

Myrtle Beach wins best-of-five series, 3-0

## 2016 CAROLINA LEAGUE SOUTHERN DIVISION SERIES vs. Salem Red Sox

DATE	SITE	RESULT	WINNER	LOSER	SAVE	ATT
September 7	MYRTLE BEACH	W, 8-1	Clifton	Kopech	None	2,110
September 8	Salem	L, 5-1	Ball	Morrison	None	3,843
September 9	Salem	W, 2-1	Nance	Pimentel	McNeil	2,336

Myrtle Beach wins best-of-three series, 2-1

## 2016 CAROLINA LEAGUE MILLS CUP CHAMPIONSHIP SERIES vs. Lynchburg Hillcats

DATE	SITE	RESULT	WINNER	LOSER	SAVE	ATT
September 10	MYRTLE BEACH	L, 4-3 (12)	Fitzsimmons	Pugliese	None	1,785
September 11	MYRTLE BEACH	W, 8-3	Norwood	Hartson	None	1,842
September 13	Lynchburg	W, 7-0	Clifton	Lugo	None	1,755
September 14	Lynchburg	W, 5-3	Pugliese	Brown	McNeil	1,848

Myrtle Beach wins best-of-five series, 3-1

## 2017 CAROLINA LEAGUE SOUTHERN DIVISION SERIES vs. Down East Wood Ducks

DATE	SITE	RESULT	WINNER	LOSER	SAVE	ATT
September 7	Down East	L, 4-1	Hernandez	Rucker	Pelham	1,188
September 8	MYRTLE BEACH	L, 2-1 (7)	Martinez	Mills	Williams	3,225

Down East wins best-of-three series, 2-0



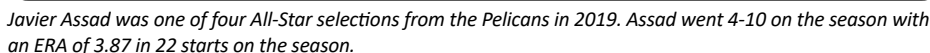
The Pelicans' 2017 title marked the first time the Carolina League had outright back-to-back champions since the Winston-Salem Spirits, who were also a Cubs affiliate, did so in 1985-86.

# History

RHP	Adbert Alzola (2017)	LHP	Justin Steele (2018-19)
LHP	Brailyn Marquez (2019)	C	Miguel Amaya (2019)
RHP	Kyle Hendricks (2012)	C	Willson Contreras (2017)
OF	Jason Heyward (2008-09)	IF	David Bote (2016)
RHP	Dillon Maples (2016-17)	IF	Ian Happ (2016)
RHP	Cory Abbott (2018)	RHP	Keegan Thompson (2018)
RHP	Craig Kimbrel (2008-09)		
RHP	Tyson Miller (2018)		
RHP	Alec Mills (2017)		
RHP	Manuel Rodriguez (2019)		

60 | MYRTLE BEACH PELICANS

## History



# FROM THE BEACH TO THE BIGS

## SORTED ALPHABETICALLY

Player	Year(s) w/ MB	MLB Debut	Team	Player	Year(s) w/ MB	MLB Debut	Team
Juan Abreu (P)	2010	8/29/2011	Astros	Jared Hoyer (OF)	2011-12	5/23/2016	Rangers
Winston Abreu (P)	1999	8/6/2006	Orioles	Tim Hudson (P)***	2009	6/8/1999	Athletics
Manny Acosta (P)	2003-05	8/12/2007	Braves	Luke Jackson (P)	2012-13	9/4/2015	Rangers
Hanser Alberto (IF)	2012-14	5/29/2015	Rangers	Chuck James (P)	2005	9/28/2005	Braves
Cory Aldridge (OF)	2000	9/5/2001	Braves	Kelly Johnson (IF)	2002	5/29/2005	Braves
Jorge Alfaro (C)	2013-14	9/12/2016	Phillies	Brandon Jones (OF)	2005-06	9/16/2007	Braves
Adbert Alzolay (P)	2017-19	6/20/2019	Cubs	Eloy Jimenez	2019	3/28/2019	White Sox
Elvis Andrus (IF)	2007	4/6/2009	Rangers	Keone Kela (P)	2014	4/7/2015	Rangers
Pedro Araujo (P)	2016-17	3/31/2018	Orioles	Ryan Kelly (P)	2011	6/30/2015	Braves
Jose Ascanio (P)	2005-06	7/13/2007	Braves	Phil Klein (P)	2012-2013	8/1/2014	Rangers
Alec Asher (P)	2013	8/30/2015	Phillies	Craig Kimbrel (P)	2008-09	5/7/2010	Braves
Luis Atilano (P)	2006	4/23/2010	Nationals	Ben Kozlowski (P)	2001-02	11/19/2002	Rangers
Steve Avery (P)***	2000	6/13/1990	Braves	Ryan Langerhans (OF)	2000-01	4/28/2002	Braves
Luis Avilan (P)	2010	7/14/2012	Braves	Adam LaRoche (IF)	2001-02	4/7/2004	Braves
Kevin Barry (P)	2002	6/26/2006	Braves	Jose Leclerc (P)	2014	7/6/2016	Rangers
Brandon Beachy (P)	2009	9/20/2010	Braves	Anthony Lerew (P)	2004	9/4/2005	Braves
Matt Belisle (P)	2000	9/7/2003	Reds	Jeff Locke (P)	2009	9/10/2011	Pirates
Chad Bell (P)	2011-12, 2014	5/10/2017	Tigers	Vimal Manchani (IF)	2017-18	7/26/2020	Athletics
Jeff Bennett (P)***	2008	4/6/2004	Brewers	Dillon Maples (P)	2016-17	9/3/2017	Cubs
Wilson Betemit (IF)	2001	9/18/2001	Braves	Brailyn Marquez (P)	2019	9/27/2020	Cubs
Paul Blackburn (P)	2015	7/1/2017	Athletics	Jason Marquis (P)	1999	6/6/2000	Braves
Gregor Blanco (OF)	2003-04	3/30/2008	Braves	Andy Marte (IF)	2003	6/7/2005	Braves
Jung Bong (P)	2000-01	4/23/2002	Braves	Nick Martinez (P)	2013	4/5/2014	Rangers
J.C. Boscan (C)	2001-03	10/1/2010	Braves	Macay McBride (P)	2003	6/6/2005	Braves
Wilfredo Boscan (P)	2011	5/19/2016	Pirates	Brian McCann (C)	2004, 2009***	6/10/2005	Braves
Christopher Bostick (INF/OF)	2014	5/8/2017	Pirates	Chris McGuiness (IF)	2011	6/7/2013	Rangers
David Bote (IF)	2016	4/21/2018	Cubs	Billy McKinney (IF)	2015	3/30/2018	Yankees
Blaine Boyer (P)	2004	6/12/2005	Braves	Kris Medlen (P)	2007	5/21/2009	Braves
Lewis Brinson (OF)	2014	6/11/2017	Brewers	Roman Mendez (P)	2012	7/8/2014	Rangers
Michael Broadway (P)	2008-09	6/13/2015	Giants	Dan Meyer (P)	2003	9/14/2004	Braves
Jeimer Candelario (IF)	2015	7/3/2016	Cubs	Tyson Miller (P)	2018	8/17/2020	Cubs
Barbaro Canizares (IF/OF)	2006	6/11/2009	Braves	Zach Miner (P)	2003	6/4/2006	Tigers
Jose Capellan (P)	2004	9/12/2004	Braves	Charlie Morton (P)	2006	6/14/2008	Braves
Victor Caratini (C)	2015	6/28/2017	Cubs	Joey Naton (P)	1999	9/23/2000	Cubs
Ramon Castro (UTIL)	2000	6/21/2004	Athletics	Brett Nicholas (C/1B)	2011-12	4/11/2016	Rangers
Jay Chapman (P)	2008-10	9/4/2012	Cubs	James Norwood	2016-17	7/11/2018	Cubs
Alexander Claudio (P)	2014	8/13/2014	Rangers	Brett Oberholzer (P)	2010	4/21/2013	Astros
Paul Clemens (P)	2010	4/9/2013	Astros	Rougned Odor (2B)	2013	5/8/2014	Rangers
Brad Clontz (P)*	2001	4/26/1995	Braves	Mike Ott (IF)	2011	8/2/2012	Rangers
William Collazo (P)	2003	9/5/2007	Mets	Peterson T. Orr (UTIL IF)	2001-02	4/5/2005	Braves
Roman Colon (P)	2002	8/21/2004	Braves	Joseph Ortiz (P)	2011	3/31/2013	Rangers
Gerardo Concepcion (P)	2015	6/17/2016	Cubs	Jimmy Osting (P)	2000	5/2/2001	Padres
Wilson Contreras (C)***	2017	6/17/2016	Cubs	James Parr (P)	2006-07	9/4/2008	Braves
Ryan Cordell (OF)	2014	9/3/2018	White Sox	Brayan Pena (C)	2002-03	5/23/2005	Braves
David Cortes (P)**	2001	8/30/1999	Braves	Tony Pena Jr. (IF)	2003	4/13/2006	Braves
Erik Cordier (P)	2009	9/3/2014	Giants	Martin Prado (IF)	2005	4/23/2006	Braves
Kyle Davies (P)	2004	5/21/2005	Braves	Scott Proctor (P)	2010***	4/20/2004	Yankees
Joe Dawley (P)	2001	9/29/2002	Braves	Horacio Ramirez (P)	2000	4/2/2003	Braves
Randall Delgado (P)	2010	6/17/2011	Braves	Neil Ramirez (P)	2011	4/25/2014	Cubs
Chris Denorfia (IF)***	2015	9/7/2005	Reds	Cory Rasmus (P)	2010	5/22/2013	Braves
Mark DeRosa (IF)***	2002	9/2/1998	Braves	Jo-Jo Reyes (P)	2006	7/7/2007	Braves
Joey Devine (P)	2005-06	8/20/2005	Braves	Luis Rivera (P)	1999	4/4/2000	Braves
Scott Diamond (P)	2008	7/18/2011	Twins	Drew Robinson (INF/OF)	2013	4/5/2017	Rangers
Ryan Dresde (P)*	2007	7/29/2001	Indians	Robbie Ross (P)	2011	4/8/2012	Rangers
Jon Edwards (P)	2012-2013	8/15/2014	Rangers	Ben Rowen (P)	2012	6/15/2014	Rangers
Cody Ege (P)	2013-14	4/23/2016	Marlins	Jarrod Saltalamacchia (C)	2005	5/2/2007	Atlanta
Jerad Eickhoff (P)	2013	8/21/2015	Phillies	Clint Sammons (C)	2006-07	9/12/2007	Braves
John Ennis (P)	2001	4/30/2002	Braves	Luis Sardinas (SS)	2013	4/20/2014	Rangers
Robbie Erlin (P)	2011	4/30/2013	Padres	Jordan Schafer (OF)	2007-08	4/5/2009	Braves
Andrew Faulkner (P)	2014	8/31/2015	Rangers	Taylor Scott	2015	6/8/2019	Mariners
Tyler Flowers (C)	2008	9/3/2009	White Sox	Jason Shiel (P)	1999	9/8/2002	Padres
Wilmer Font (P)	2012	9/18/2012	Rangers	Zack Short (IF)	2017	4/21/2021	Tigers
John Foster (P)	2000	4/24/2002	Braves	Scott Sobkowak (P)	1999, 02	10/7/2001	Braves
Jeff Francoeur (OF)	2004	7/7/2005	Braves	Jorge Soler (OF)***	2015	8/27/2014	Cubs
Freddie Freeman (IF)	2009	9/1/2010	Braves	Tim Spoooneybarger (P)	2000	9/5/2001	O's
Rafael Furcal (IF)	1999	4/4/2000	Braves	Zeke Sprull (P)	2010	6/21/2013	D'backs
Joey Gallo (IF/OF)	2014	6/2/2015	Rangers	Adam Stern (OF)	2002-03	7/7/2005	Red Sox
Leury Garcia (IF)	2011	4/6/2013	Rangers	Ryan Strausborger (OF)	2011	8/5/2015	Rangers
Cory Gearrin (P)	2008-09	4/25/2011	Braves	Jesus Sucre (C)	2009-10	5/24/2013	Mariners
Marcus Giles (IF)	1999, 2004***	4/17/2001	Braves	Julio Teheran	2010	5/7/2011	Braves
Tom Glavine (P)***	2008	8/17/1987	Braves	Tomas Telis (C)	2012	8/25/2014	Rangers
Alex "Chi Chi" Gonzalez (P)	2013-14	5/30/2015	Rangers	Nick Tepesch (P)	2012	4/9/2013	Rangers
Philip Gosselin (IF/OF)	2010	8/16/2013	Braves	Chuck Thomas (OF)	2001-03	6/23/2004	Braves
Nick Green (IF)	2000-01	5/15/2004	Braves	Scott Thorman (IF)	2003-04	6/18/2006	Braves
Justin Grimm (P)	2011	6/16/2012	Rangers	Steve Torrealba (C)	1999-00	10/6/2001	Braves
Mike Hampton (P)***	2008	4/17/1993	Mariners	Gleyber Torres	2016	4/22/2018	Yankees
Jacob Hanemann (OF)	2015	9/8/2017	Mariners	Jen-Ho Tseng (P)	2015	9/14/2017	Cubs
Tommy Hanson (P)	2007-08	6/7/2009	Braves	Duane Underwood Jr.	2015-16	6/25/18	Cubs
Ian Happ (INF/OF)	2016	5/13/2017	Cubs	Jonny Venters (P)	2007-08	4/17/2010	Braves
Matt Harrison (P)	2006	7/8/2008	Rangers	Christian Villanueva (INF)	2012	9/18/2017	Padres
Thomas Hatch (P)	2017	7/26/2020	Blue Jays	Arody Vizcaino (P)	2010	8/10/2011	Braves
Deunte Heath (P)	2007-08	1/1/2012	White Sox	Jason Vosler (IF)	2016	4/24/2021	Giants
Kyle Hendricks (P)	2012	7/10/2014	Cubs	Brad Voyles (P)	1999-01	9/9/2001	Royals
Diory Hernandez (IF)	2005-07	5/21/2009	Braves	Adam Wainwright (P)	2002	9/11/2005	Cardinals
Gorkys Hernandez (OF)	2008	5/21/2012	Pirates	Chris Waters (P)	2002-05	8/5/2008	Orioles
Luis Hernandez (IF)	2004	7/8/2007	Orioles	Matt West (P)	2011-2012	7/10/2014	Rangers
Odubel Herrera (OF)	2012-14	4/6/2015	Phillies	Sean White (P)	2004-05	4/4/2007	Mariners
Mike Hessman (IF)	1999	8/22/2003	Braves	Joe Wieland (P)	2011	4/14/2012	Padres
Jason Heyward (OF)	2008-09	4/5/2010	Braves	Nick Williams (OF)	2014	6/30/2017	Phillies
Brandon Hicks (IF)	2008	5/5/2010	Braves	Joe Winkelsas (P)**	2001	4/10/1999	Braves
Trey Hodges (P)	2001	9/10/2002	Reds	Dewayne Wise (OF)**	2004	4/6/2000	Blue Jays
J.J. Hoover (P)	2009-10	4/25/2012	Reds	Matt Young (OF)	2006-07	4/3/2011	Braves
				Mark Zagunis (OF)	2015	6/22/2017	Cubs

\*Did not return to big leagues after playing in Myrtle Beach

\*\*Debuted in the big leagues prior to playing in Myrtle Beach but returned to the majors

\*\*\*MLB Rehab Assignment



SORTED ALPHABETICALLY

Player	Year(s) w/ MB	MLB Debut	Team
Ben Zobrist (U) ***	2019	8/1/2006	Devil Rays



\*Did not return to big leagues after playing in Myrtle Beach  
\*\*\*MLB Rehab Assignment

\*\*Debuted in the big leagues prior to playing in Myrtle Beach but returned to the majors

## SORTED BY MLB DEBUT DATE

Player	Year(s) w/ MB	MLB Debut	Team
Tom Glavine (P)***	2008	8/17/1987	Braves
Steve Avery (P)**	2000	6/13/1990	Braves
Mike Hampton (P)***	2008	4/17/1993	Mariners
Brad Clontz (P)*	2001	4/26/1995	Braves
Mark DeRosa (IF)***	2002	9/2/1998	Braves
Joe Winkelsas (P)**	2001	4/10/1999	Braves
Tim Hudson (P)***	2009	6/8/1999	Athletics
David Cortes (P)**	2001	8/30/1999	Braves
Rafael Furcal (IF)	1999	4/4/2000	Braves
Luis Rivera (P)	1999	4/4/2000	Braves
Dewayne Wise (OF)***	2004	4/6/2000	Blue Jays
Jason Marquis (P)	1999	6/6/2000	Braves
Joey Nation (P)	1999	9/23/2000	Cubs
Marcus Giles (IF)	1999, 2004***	4/17/2001	Braves
Jimmy Osting (P)	2000	5/2/2001	Padres
Ryan Drese (P)*	2007	7/29/2001	Indians
Cory Aldridge (OF)	2000	9/5/2001	Braves
Tim Spooneybarger (P)	2000	9/5/2001	Braves
Brad Voyles (P)	1999-01	9/8/2001	Royals
Wilson Betemit (IF)	2001	9/18/2001	Braves
Steve Torrealba (C)	1999-00	10/6/2001	Braves
Scott Sobkowiak (P)	1999, 02	10/7/2001	Braves
John Ennis (P)	2001	4/10/2002	Braves
Jung Bong (P)	2000-01	4/23/2002	Braves
John Foster (P)	2000	4/24/2002	Braves
Ryan Langerhans (OF)	2000-01	4/28/2002	Braves
Jason Shiell (P)	1999	9/8/2002	Padres
Trey Hodges (P)	2001	9/10/2002	Braves
Joe Dawley (P)	2001	9/29/2002	Braves
Ben Kozlowski (P)	2001-02	11/19/2002	Rangers
Horacio Ramirez (P)	2000	4/2/2003	Braves
Mike Hessman (IF)	1999	8/22/2003	Braves
Matt Belisle (P)	2000	9/7/2003	Reds
Jeff Bennett (P)***	2008	4/6/2004	Brewers
Adam LaRoche (IF)	2001-02	4/7/2004	Yankees
Scott Proctor (P)**	2010	4/20/2004	Braves
Nick Green (IF)	2000-01	5/15/2004	Braves
Ramon Castro (UTIL)	2000	6/21/2004	Athletics
Charles Thomas (OF)	2001-03	6/23/2004	Braves
Roman Colon (P)	2002	8/21/2004	Braves
Jose Capellan (P)	2004	9/12/2004	Braves
Dan Meyer (P)	2003	9/14/2004	Braves
Peterson T. Orr (UTIL IF)	2001-02	4/5/2005	Braves
Kyle Davies (P)	2004	5/21/2005	Braves
Brayan Pena (C)	2002-03	5/23/2005	Braves
Kelly Johnson (IF)	2002	5/29/2005	Braves
Macay McBride (P)	2003	6/6/2005	Braves
Andy Marte (IF)	2003	6/7/2005	Braves
Brian McCann (C)	2004, 2009***	6/10/2005	Braves
Blaine Boyer (P)	2004	6/12/2005	Braves
Jeff Francoeur (OF)	2004	7/7/2005	Braves
Adam Stern (OF)	2002-03	7/7/2005	Red Sox
Joey Devine (P)	2005-06	8/20/2005	Braves
Anthony Lerew (P)	2004	9/4/2005	Braves
Chris Denorfia (P)***	2015	9/7/2005	Reds
Adam Wainwright (P)	2002	9/11/2005	Cardinals
Chuck James (P)	2005	9/28/2005	Braves
Tony Pena Jr. (IF)	2003	4/13/2006	Braves
Martin Prado (IF)	2005	4/23/2006	Braves
Zach Miner (P)	2003	6/4/2006	Tigers
Scott Thorman (IF)	2003-04	6/18/2006	Braves
Kevin Barry (P)	2002	6/26/2006	Braves
Ben Zobrist (U)***	2019	8/1/2006	Devil Rays
Winston Abreu (P)	1999	8/6/2006	Orioles
Sean White (P)	2004-05	4/4/2007	Mariners
Jarrold Saltaalamacchia (C)	2005	5/2/2007	Braves
Jo-Jo Reyes (P)	2006	7/7/2007	Orioles
Luis Hernandez (IF)	2004	7/8/2007	Orioles
Jose Ascanio (P)	2005-06	7/13/2007	Braves
Manny Acosta (P)	2003-05	8/12/2007	Braves
William Collazo (P)	2003	9/5/2007	Mets
Clint Sammons (C)	2006-07	9/12/2007	Braves
Brandon Jones (OF)	2005-06	9/16/2007	Braves
Gregor Blanco (OF)	2003-04	3/30/2008	Braves
Charlie Morton (P)	2006	6/14/2008	Braves
Matt Harrison (P)	2006	7/8/2008	Rangers
Chris Waters (P)	2002-05	8/5/2008	Orioles
James Parr (P)	2006-07	9/4/2008	Braves
Jordan Schafer (OF)	2007	4/5/2009	Braves
Elvis Andrus (IF)	2007	4/6/2009	Rangers
Diory Hernandez (IF)	2005-07	5/21/2009	Braves
Kris Medlen (P)	2007	5/21/2009	Braves
Tommy Hanson (P)	2007-08	6/7/2009	Braves
Barbaro Canizares (IF/OF)	2006	6/11/2009	Braves
Tyler Flowers (C)	2008	9/3/2009	White Sox
Jason Heyward (OF)	2008-09	4/5/2010	Braves
Jonny Venters (P)	2007-08	4/17/2010	Braves
Luis Atilano (P)	2006	4/23/2010	Nationals
Brandon Hicks (IF)	2008	5/5/2010	Braves
Craig Kimbrel (P)	2008-09	5/7/2010	Braves
Freddie Freeman (IF)	2009	9/1/2010	Braves
Brandon Beachy (P)	2009	9/20/2010	Braves

Player	Year(s) w/ MB	MLB Debut	Team
J.C. Boscan (C)	2001-03	10/1/2010	Braves
Matt Young (OF)	2006-07	4/3/2011	Braves
Corey Garrin (P)	2008-09	4/25/2011	Braves
Julio Teheran (P)	2010	5/7/2011	Braves
Randall Delgado (P)	2010	6/17/2011	Braves
Scott Diamond (P)	2008	7/18/2011	Twins
Arodis Vizcaino (P)	2010	8/10/2011	Braves
Juan Abreu (P)	2010	8/29/2011	Astros
Jeff Locke (P)	2009	9/10/2011	Pirates
Deunte Heath (P)	2007-08	1/1/2012	White Sox
Robbie Ross (P)	2011	4/8/2012	Rangers
Joe Wieland (P)	2011	4/14/2012	Padres
J.J. Hoover (P)	2009-10	4/25/2012	Reds
Gorkys Hernandez (OF)	2008	5/21/2012	Pirates
Justin Grimm (P)	2011	6/16/2012	Rangers
Luis Avilan (P)	2010	7/14/2012	Braves
Mike Olt (IF)	2011	8/2/2012	Rangers
Jaye Chapman (P)	2008-10	9/4/2012	Cubs
Wilmer Font (P)	2012	9/18/2012	Rangers
Joseph Ortiz (P)	2011	3/31/2013	Rangers
Leury Garcia (IF)	2011	4/6/2013	Rangers
Paul Clemens (P)	2010	4/9/2013	Astros
Nick Tepesch (P)	2012	4/9/2013	Rangers
Brett Oberholtzer (P)	2010	4/21/2013	Astros
Robbie Erlin (P)	2011	4/30/2013	Padres
Corey Rasmus (P)	2010	5/22/2013	Braves
Jesus Sucre (C)	2009-2010	5/24/2013	Mariners
Chris McGuinness (IF)	2011	6/7/2013	Rangers
Zeke Spruill (P)	2010	6/21/2013	D'Backs
Phillip Gosselin (IF/OF)	2010	8/16/2013	Braves
Nick Martinez (P)	2013	4/5/2014	Rangers
Luis Sardinas (SS)	2013	4/20/2014	Rangers
Neil Ramirez (P)	2011	4/25/2014	Cubs
Rougned Odor (2B)	2013	5/8/2014	Rangers
Ben Rowen (P)	2012	6/15/2014	Rangers
Roman Mendez (P)	2012	7/8/2014	Rangers
Kyle Hendricks (P)	2012	7/10/2014	Cubs
Matt West (P)	2011-2012	7/10/2014	Rangers
Phil Klein (P)	2012-2013	8/1/2014	Rangers
Alexander Claudio (P)	2014	8/13/2014	Rangers
Jon Edwards (P)	2012-2013	8/15/2014	Rangers
Tomas Telis (C)	2012	8/25/2014	Rangers
Jorge Soler (OF)***	2015	8/27/2014	Cubs
Erik Cordier (P)	2009	9/3/2014	Giants
Odubel Herrera (OF)	2012-14	4/6/2015	Phillies
Keone Kela (P)	2014	4/7/2015	Rangers
Hanser Alberto (IF)	2012-14	5/29/2015	Rangers
Alex "Chi Chi" Gonzalez (P)	2013-14	5/30/2015	Rangers
Joe Gallo (IF/OF)	2014	6/2/2015	Rangers
Michael Broadway (P)	2008-09	6/13/2015	Giants
Ryan Kelly (P)	2011	6/30/2015	Braves
Ryan Strauszborger (OF)	2011	8/5/2015	Rangers
Jerad Eickhoff (P)	2013	8/21/2015	Phillies
Alec Asher (P)	2013	8/30/2015	Phillies
Andrew Faulkner (P)	2014	8/31/2015	Rangers
Luke Jackson (P)	2012-13	9/4/2015	Rangers
Brett Nicholas (C/1B)	2011-12	4/11/2016	Rangers
Cody Ege (P)	2013-14	4/23/2016	Marlins
Wilfredo Boscan (P)	2011	5/19/2016	Pirates
Jared Hroyd (OF)	2011-12	5/23/2016	Rangers
Willson Contreras (C)***	2017	6/17/2016	Cubs
Gerardo Concepcion (P)	2015	6/21/2016	Cubs
Jeimer Candelario (IF)	2015	7/3/2016	Cubs
Jose Leclerc (P)	2014	7/6/2016	Rangers
Drew Alfaro (C)	2013-14	9/12/2016	Phillies
Orlando Robinson (INF/OF)	2013	4/5/2017	Rangers
Christopher Bostick (INF/OF)	2014	5/8/2017	Pirates
Chad Bell (P)	2011-12, 2014	5/10/2017	Tigers
Ian Happ (INF/OF)	2016	5/13/2017	Cubs
Lewis Brinson (OF)	2014	6/11/2017	Brewers
Mark Zagunis (OF)	2015	6/22/2017	Cubs
Victor Caratini (C)	2015	6/28/2017	Cubs
Nick Williams (OF)	2014	6/30/2017	Phillies
Paul Blackburn (P)	2015	7/1/2017	Athletics
Dillon Maples (P)	2016-17	9/3/2017	Cubs
Jacob Hannemann (OF)	2015	9/9/2017	Mariners
Jen-Ho Tseng (P)	2015	9/14/2017	Cubs
Christian Villanueva (INF)	2012	9/18/2017	Padres
Pedro Araujo (P)	2016-17	3/31/2018	Orioles
Billy McKinney (IF)	2015	3/30/2018	Yankees
David Bote (IF)	2016	4/21/2018	Cubs
Gleyber Torres	2016	4/22/2018	Yankees
Duane Underwood Jr.	2015-16	6/25/2018	Cubs
James Norwood	2016-17	7/11/2018	Cubs
Ryan Cordell (OF)	2014	9/3/2018	White Sox
Eloy Jimenez (OF)	2016	3/28/2019	White Sox
Taylor Scott (P)	2015	6/8/2019	Mariners
Adbert Alzolay (P)	2017, 19	6/20/2019	Cubs
Vimal Machin (IF)	2017, 18	7/26/2020	Athletics
Thomas Hatch (P)	2017	7/26/2020	Blue Jays
Tyson Miller (P)	2018	8/17/2020	Cubs
Brailyn Marquez	2019	9/27/2020	Cubs
Zack Short (IF)	2017	4/21/2021	Tigers

\*Did not return to big leagues after playing in Myrtle Beach

\*\*\*MLB Rehab Assignment

\*\*Debuted in the big leagues prior to playing in Myrtle Beach but returned to the majors



## SORTED BY MLB DEBUT DATE

<u>Player</u>	<u>Year(s) w/ MB</u>	<u>MLB Debut</u>	<u>Team</u>
Jason Vosler (IF)	2016	4/24/2021	Giants



\*Did not return to big leagues after playing in Myrtle Beach

\*\*\*MLB Rehab Assignment

\*\*Debuted in the big leagues prior to playing in Myrtle Beach but returned to the majors

# ALL-TIME ROSTER



ABREU, Juan (P)	2010
ABREU, Winston (P)	1999
ACOSTA, Jorge (P)	2007
ACOSTA, Manny (P)	2003-05
ADAIR, Travis (OF)	2011
ADEMAN, Aramis (IF)	2018-19
ADAMS, Trever (IF)	2013
AGUILAR, Ray (P)	2002, '04
ALAMO, Tyler (C)	2017-18
ALBERT, Rick (Hitting Coach)	2007-10
ALBERTO, Hanser (IF)	2012-14
ALCANTARA, Ricky (Trainer)	2006-07
ALDRIDGE, Cory (OF)	2000
ALFARO, Jorge (C)	2013-14
ALVAREZ, Juan Azael (P)	2005
ALVAREZ, Roberto (OF)	2007-08
ALZOLAY, Adbert (P)	2017, '19
AMAYA, Gioskar (C)	2016
AMAYA, Miguel (C)	2019
ANDERSON, Chris (C)	2008-10
ANDERSON, Devin (P)	2006
ANDERSON, Travis (C)	2002
ANDRUS, Elvis (IF)	2007
ARAUJO, Pedro (P)	2016-17
ARTIS, D.J. (OF)	2019
ARNOLD, Derrick (IF)	2007, '08
ASSAD, Javier (P)	2019
ASCANIO, Jose (P)	2005-06
ASHER, Alec (P)	2013
ATILANO, Luis (P)	2006
AVERY, Steve (P)	2000
AVILA, Gerardo (IF)	2010
AVILAN, Luis (P)	2010
AYALA, Luis (OF)	2018

BAEZ, Jeffrey (OF)	2015-16
BAILEY, Buddy (Manager)	2016-17
BAKER, Ryan (P)	2002
BALAGUERT, Yasiel (IF)	2016
BALEGO, Cam (IF)	2019
BARBA, Ryan (SS)	2010
BARKSDALE, James (C)	2005-06
BARRETT, Eric (P)	2009
BARRY, Kevin (P)	2002
BASNER, Ryan (P)	2004
BASS, Jayson (OF)	1999
BEACHY, Brandon (P)	2009
BECK, Preston (OF)	2013-14
BELISLE, Matt (P)	2000
BELL, Chad (P)	2011-12

BENNETT, Jeff (P)	2008
BENNETT, Paul (IF)	2007-08
BENT, Andy (P)	2001
BERG, David (P)	2015-17
BERNARD, Miguel (C)	2003-05
BERRYHILL, Thomas (P)	2010
BETEMIT, Wilson (IF)	2001
BETHENCOURT, Jhonny (IF)	2019
BLACKBURN, Paul (P)	2015
BLAKENEY, Jacob (P)	2004-05
BLANCO, Gregor (OF)	2003-04
BLOOMQUIST, Casey (P)	2017-18
BOBBITT, Seth (P)	2005
BODENHAMER, Jeff (Trainer)	2011-13
BOLDEN, Jared (OF)	2011
BOLINGER, Royce (OF)	2013-14
BONG, Jung (P)	2000-01
BORES, Ryan (P)	2014
BOSCAN, J.C. (C)	2001-03
BOSCAN, Wilfredo (P)	2011
BOSTICK, Christopher (IF)	2014
BOTE, David (IF)	2016
BOYER, Blaine (P)	2004
BRAZIS, Matt (P)	2015
BRIGNAC, Junior (OF)	1999-01
BRINSON, Lewis (OF)	2014
BRITTON, Phillip (C)	2008
BROADWAY, Michael (P)	2008-09
BROCKMEYER, Cael (C)	2015-16
BRONOWICZ, Scott (C)	1999-00
BROOKS, Craig (P)	2016-17
BROWN, Kevin (IF)	2002
BROWN, Kevin (OF)	2015
BUCKEL, Cody (P)	2012, 2014
BUCKELEW, James (P)	2018
BULLOCK, Tyler (P)	2005-07
BURKS, Charcer (OF)	2016
BURROWS, Angelo (OF/P)	2003-05
BURRUS, Josh (OF)	2005
BUSH, Paul (P)	2003-05
BUTLER, Matt (P)	2001, '03

CABREJA, Juan (Assistant Coach)	2016
CABRERA, Willie (OF)	2007-08
CALAIS, Ian (IF)	2000
CAMARGO, Jesus (P)	2019
CAMARENA, Jose (C)	2007
CAMERON, Troy (IF)	2000-01
CAMMONS, Brett (P)	2007-08
CAMPBELL, Eric (IF)	2007-08
CAMPUSANO, Yoel (IF)	2010

\*\*\*MLB Rehab assignment, not on the official active roster

CANDELARIO, Jeimer (IF)	2015	CURTISS, Tom (P)	2001
CANIZARES, Barbaro (IF/OF)	2006		
CANTWELL, Pat (C)	2013	DACOSTA, Luckie (Strength Coach)	2007
CAPELLAN, Jose (P)	2004	DAL CANTON, Bruce (Pitching Coach)	1999-08
CARATINI, Victor (C)	2015	DALTON, David (IF)	2000
CARDONA, Jose (OF)	2014	DANIEL, Mike (OF)	2010
CARHART, Ben (C)	2015	DARROW, Rudy (P)	2009
CARMONA, Eliazar (OF)	2006	DART, Mike (Trainer)	2003-4
CARO, Roberto (OF)	2017-18	DARVILL, Wes (IF)	2015
CASTILLIO, Elio (IF)	2014	DAVID, Brad (P)	2002-03
CASTILLO, Erick (C)	2016	DAVIES, Kyle (P)	2004
CASTILLO, Yefry (IF/OF)	2012	DAVIS, Quentin (OF)	2007, '09
CASTRO, Alfredo (Ramon) (UTIL)	2000	DAVIS, Zach (OF)	2018-19
CASTRO, Yeliar (P)	2009-10	DAWLEY, Joe (P)	2001
CATES, Zach (P)	2015	DE LA CRUZ, Oscar (P)	2017, '19
CEPEDA, Jose (IF)	1999	DE LEON, Michael (IF)	2014
CHAPMAN, Jaye (P)	2008-10	DE LOS RIOS, Enrique (P)	2019
CHAVEZ, Chris (P)	2000	DE LOS SANTOS, Abel (P)	2014
CHEN, Pin-Chieh (OF)	2015	DE LOS SANTOS, Miguel (P)	2011
CHO, Jang Ji (P)	2007	DEGLAN, Kellin (C)	2012-13
CHRINO, Santiago (IF)	2011-12	DELGADO, Randall (P)	2010
CLARK, Andrew (IF)	2011-12	DENNIS, Taylor (P)	2013
CLARK, Bailey (P)	2018	DENORFIA, Chris (OF)***	2015
CLAUDIO, Alexander (P)	2014	DEROSA, Mark (IF)***	2002
CLEMENS, Paul (P)	2010	DEVINE, Joey (P)	2005-06
CLIFTON, Trevor (P)	2016	DEVORE, Kyle (P)	2011-12
CLONTZ, Brad (P)	2001	DEWEES, Donnie (OF)	2016
COATES, Bradley (IF)	2001	DIAMOND, Scott (P)	2008
COENEN, Matt (P)	2003	DIAZ, Elvis (P)	2018
COFIELD, Kyle (P)	2008	DIFAZIO, Vincent (C)	2011-12
COLEMAN, Alph (OF)	2002	DIGBY, Bryan (P)	2003, 05
COLLAZO, Willie (P)	2003	DOETSCH, Steven (OF)	2005-06
COLON, Roman (P)	2002	DONAHUE, Christian (IF)	2018
CONCEPCION, Gerardo (P)	2015	DOWNING, Juan (IF)	2004
CONE, Zach (OF)	2013-14	DOYLE, Andrew (P)	2011
CONWAY, JOSH (P)	2015	DRESE, Ryan (P)	2007
CORDELL, Ryan (OF)	2014	DUMESNIL, Bryan (P)	2007-08
CORDIER, Erik (P)	2009	DUNCAN, Mariano (Hitting Coach)	2014-16
COREY, Mike (P)	1999	DUNSTON JR., Shawon (OF)	2015-16
CORTES, David	2001	DURAN, Carlos (OF)	2003-05
COVINGTON, Marcus (P)	2006	DURNA, Tyler (IF)	2019
CRAWFORD, Rashad (OF)	2016		
CREEK, Greg (IF)	2005-06	EDWARDS, Jon (P)	2012-13
CRIM, Matt (P)	2010	EFFROSS, Scott (P)	2016-17, '19
CROCKER, Nick (OF)	2001	EGE, Cody (P)	2013
CRUZ, Fernando (P)	2015	EICKHOFF, Jerad (P)	2013
CRUZ, Michael (C)	2018	ELY, Andrew (IF)	2015-16
CUEVAS, Jairo (P)	2007	EMBRY, Byron (P)	1999
CULVER, Calvin (OF)	2010	ENDL, Brady (P)	2005
CURLEY, Chris (IF)	2010	ENNIS, John (P)	2001
CURRIN, Pat (P)	2009	ERLIN, Robbie (P)	2011
CURTIS, Daniel (P)	2000, 2002-03		

\*\*\*MLB Rehab assignment, not on the official active roster



## HISTORY | ALL-TIME ROSTER

ESQUIVEL, Matt (OF)	2005	GREENE, Ryan (P)	1999-00
EVANS, Dustin (P)	2007-08	GREGG, Tommy (Coach)	2001
EVERT, Brett (P)	2001-02	GRESS, Randy (IF)	2008-10
		GRIMM, Justin (P)	2011
FAGAN, Peter (Athletic Trainer)	2015	GUNDERSON, Kevin (P)	2007-08
FARRIS, James (P)	2015-16	GUSTAFSON, Tim (P)	2009
FAULKNER, Andrew (P)	2014	GUTIERREZ, Chris (Assistant Coach)	2015
FELLMAN, Nick (P)	2008	GUTIERREZ, Jose (OF)	2018-19
FENNELL, Grant (IF/OF)	2019	GUZMAN, Carlos (IF)	2005
FIORE, Curt (IF/OF)	2001		
FISHER, Michael (IF)	2007, 09	HAMPTON, Mike (P)***	2008
FLACH, Jason (P)	1999	HANKINS, Jordan (C)	2015
FLECK, Will (P)	1999-00	HANNEMANN, Jacob (OF)	2015
FLETE, Bryant (IF)	2016-17	HANSEN, GUY (P)	2009
FLOWERS, Tyler (C)	2008	HANSON, Mike (IF)	2003
FONT, Wilmer (P)	2012	HANSON, Tommy (P)	2007-08
FONTAINE, Chase (IF)	2007	HAPP, Ian (IF)	2016
FORBES, Mike (IF)	2002	HARRILCHAK, Cory (OF)	2010
FOSTER, John (P)	2000	HARRIS, Ty'Relle (P)	2010
FRACHISEUR, Zach (P)	1999	HARRISON, Matt (P)	2006
FRANCIS, David (P)	2009-10	HARVEY, Ryan (P)	2013
FRANCOEUR, Jeff (OF)	2004	HATCH, Thomas (P)	2017
FREEMAN, Freddie (IF)	2009	HEATH, Deunte (P)	2007-08
FULLER, Chais (IF)	2009	HECHT, Ben (P)	2019
FURCAL, Rafael (IF)	1999	HEDGES, Zach (P)	2016
		HEESCH, Michael (P)	2015
GALINDO, Wladimir (IF)	2018-19	HEMINGWAY, Jamie (OF)	2004
GALLO, Joey (IF)	2014	HENDRICKS, Kyle (P)	2012
GARCIA, Edwin (IF)	2012-14	HENRY, Ben (P)	2012
GARCIA, Julio (Hitting Coach)	2011-12	HENRY, Doug (Pitching Coach)	2005
GARCIA, Leury (IF)	2011	HENRY, Randy (P)	2012
GARCIA, Martire (P)	2014	HERNANDEZ, Buddy (P)	2001
GARCIA, Robert (OF)		HERNANDEZ, Diory (IF)	2005-07
GARIA, Chris (OF)	2014	HERNANDEZ, Gorkys (OF)	2008
GARNER, David (P)	2015	HERNANDEZ, Luis (IF)	2004
GAWER, Matt (P)	2001	HERNANDEZ, Moises (P)	2006-07, '09
GEARRIN, Cory (P)	2008-09	HERNANDEZ, Victor (C)	2006
GIAMBRONE, Trent (IF)	2017	HERNDON, Eric (P)	2001
GILES, Marcus (IF)	1999, '04	HERR, Aaron (IF)	2003
GLAVINE, Tom (P)	2008	HERRERA, Odubel (IF)	2012-14
GLOWICKI, Brian	2019	HERRON, Jimmy (OF)	2019
GOMEZ, Jhonny (IF)	2012	HESSMAN, Mike (IF)	1999
GOMEZ, Kennil (P)	2011	HEYWARD, Jason (OF)	2008
GOMEZ, Yapson (P)	2018	HICKS, Brandon (IF)	2008
GONZALEZ, Alex "Chi Chi" (P)	2013	HIGGINS, P.J. (C)	2017-18
GONZALEZ, Eric	2019	HILLIGOSS, Mitch (IF)	2011
GOSSELIN, Phil (IF)	2010	HOCKIN, Chad (P)	2018-19
GRAUS, Mike (Trainer)	1999-02	HODGES, Casey (P)	2009
GRAY, Michael (P)	2000	HODGES, Jesse (IF)	2016-17
GRAYSON, Christopher (OF)	2012-14	HODGES, Trey (P)	2001
GREEN, Nick (UTIL)	2000-01	HOLMAN, Brad (Pitching Coach)	2011-12

\*\*\*MLB Rehab assignment, not on the official active roster



HOLMBERG, Kenny (Coach)	2012	KIMBREL, Craig (P)	2008-09
HOLT, J.C. (IF)	2006	KING, Brendan (P)	2019
HOOVER, J.J. (P)	2009-10	KLEIN, Phil (P)	2012-13
HOYING, Jared (OF)	2011-12	KNAPP, Jason (P)	2014
HUBERMAN, Marc (P)	2017	KOZLOWSKI, Ben (P)	2001-02
HUDSON, Bryan (P)	2018-19	KREKE, Jordan (IF)	2010
HUDSON, Tim (P)***	2009		
HURLEY, Trevor (P)	2011	LACKEY, Steve (IF)	1999
HYDE, Lee (P)	2007-09	LACY, Rollie (P)	2018
		LAMB, Will (P)	2013-14
IHRIG, Tyler (P)	2015-16	LANGERHANS, Ryan (OF)	2000-01
INGLE, Randy (Manager)	2002-05	LANGE, Alex (P)	2018-19
IORG, Isaac (IF)	2003-04	LAROCHE, Adam (IF)	2001-02
		LAWLOR, Ryan (P)	2019
JACKSON, Luke (P)	2012-13	LEAKE, RYAN (Coach)	2014
JAMES, Andres (IF)	2011	LEAL, Erick (P)	2016, '18-19
JAMES, Chad (P)	2014	LEAL, Jaeme (1B/DH)	2001
JAMES, Chuck (P)	2005	LECLERC, Jose (P)	2014
JAMES, Willie (IF)	2004-06	LEE, C.J. (OF)	2008-09
JANSEN, Ardley (OF)	2004-06	LEE, Garrett (P)	1999-00
JARMON, Jamie (OF)	2014	LEHR, Ryan (1B/DH)	1999-00
JEFFCOAT, Bryon (IF)	2002-03	LEREW, Anthony (P)	2004
JIMENEZ, Eloy (OF)	2017	LETSON, Wes (P)	2005-06
JOHNSON, Benji (C)	2009	LEWIS, Daniel (P)	2016
JOHNSON, Cody (OF)	2009-10	LEWIS, Derrick (P)	1999
JOHNSON, Kelly (IF)	2002	LEWIS, Richard (IF)	2002
JOHNSON, Mark (Manager)	2015	LEZCANO, Sixto (Coach)	2000
JONES, Beau (P)	2007	LINARES, Donell (IF)	2009
JONES, Brandon (OF)	2005-06	LITTLE, Brendon (P)	2019
JONES, Damien (OF)	2001-02	LOADENTHAL, Carl (OF)	2005-06
JONES, Mike (IF)	2010	LOCKE, Jeff (P)	2009
JONES, Mycal (IF)	2010	LOCKHART, Daniel (IF)	2015-16
JONES, Travis (IF)	2008, '10	LONTAYO, Alex (P)	2001
JOSEPH, Onil (OF)	2004, 06	LOPEZ, Daniel (P)	2012
JUNG, Sung Ki (P)	2007	LOPEZ, Gonzalo (P)	2003, '06, '08
JURICH, Mark (IF)	2005-06	LORENZO, Matt (P)	2005
JURRIES, James (IF)	2002	LORICK, Jeff (P)	2010
		LOUX, Barret (P)	2011
KA'AIHUE, Isaiah (IF,C)	2006-07	LOWEY, Jason (P)	2010
KELA, Keone (P)	2014	LUCCI, Chris (Strength Coach)	2009
KELLOGG, Ryan (P)	2017-19	LUGO, Luis (P)	2019
KELLY, Daniel (P)	2001	LUNDAHL, Chad (IF)	2008-09
KELLY, Garrett (P)	2018-19	LYMAN, Jeff (P)	2007-08
KELLY, Ryan (P)	2011	LYON, David (C)	2014
KENDALL, Cody (P)	2013		
KENNELLY, Matt (C)	2009-10	MABRY, Barry (P)	2003
KENT, Mailon (OF)	2002	MACHIN, Vimal (IF)	2017-18
KENT, Nathan (P)	2000	MALONEY, Joe (IF/C)	2013
KEPLER, Matt (Strength Coach)	2010	MALOOF, Jack (Coach)	2002-04
KIKER, Kasey (P)	2011	MANNING, Pat (IF)	2001-02
KILLIAN, Colby (P)	2011	MAPLES, Dillon (P)	2016-17

\*\*\*MLB Rehab assignment, not on the official active roster



MARCIAL, Robert (IF)	2006-09	MIRANDA, Humberto (Coach)	2013
MARKEY, Brad (P)	2015	MITCHELL, Kevonte (OF)	2018-19
MARQUEZ, Brailyn (P)	2019	MONASTERIO, Andruw (IF)	2017-18
MARQUIS, Jason (P)	1999	MONEGRO, Jose (P)	2012-14
MARTE, Andy (IF)	2003	MONK, Brandon (IF)	2007
MARTIN, Trey (OF)	2015-16	MOODY, Shayne (IF)	2010
MARTINEZ, Eddy (OF)	2017	MORENO, Erling (P)	2019
MARTINEZ, Guillermo (Hitting Coach)	2017	MORRISON, Preston (P)	2016
MARTINEZ, Jonathan (P)	2015-16	MORRISS, Jason (Strength Coach)	2016-17
MARTINEZ, Lionel (P)	1999	MORTIMER, Mark (C)	1999-01
MARTINEZ, Lou (IF)	1999, '01-02	MORTON, Charlie (P)	2006
MARTINEZ, Nick (P)	2013	MUELLER, Mike (P)	2004
MARTINEZ, Teodoro (OF)	2012	MYERS, Connor (OF)	2017-18
MARVAL, Osman (C/IF)	2010		
MAVARE, Arlett (P)	2013	NANCE, Tommy (P)	2016, '19
McBRIDE, Macay (P)	2003	NATION, Joey (P)	1999
McBRIDE, Nicholas (P)	2012-13	NELSON, Brad (P)	2006-07
McCANN, Brian (C)	2004, '09***	NELSON, Bubba (P)	2002
McCARTHY, Bill (OF)	2002	NELSON, Dan (IF)	2010
McCLENDON, Matt (P)	2000-02, '04	NICHOLAS, Brett (C)	2011-12
McDANIEL, Denny (P)	2003	NIX, Michael (P)	2006-07
McELWEE, Josh (P)	2012-14	NORMAN, Dan (Coach)	1999
McGILL, Shawn (C)	2010	NORWOOD, James (P)	2016-17
McGUINESS, Chris (IF)	2011	NULL, Jeremy (P)	2015-17
McKINNEY, Billy (OF)	2015		
McNEAL, Ryan (Strength Coach)	2012	OBERHOLTZER, Brett (P)	2010
McNEIL, Ryan (P)	2016	ODOR, Rougned (IF)	2013
MEDLEN, Kris (P)	2007	OLT, Mike (IF)	2011
MEHLICH, Mike (P)	2009	ONAKA, Hiroto (OF)	2013
MEJIA, Ernesto (IF)	2008-09	ORR, Peterson T. (IF/OF)	2001-02
MEKKES, Dakota (P)	2017	ORTEGANO, Jose (P)	2009-10
MENDEZ, David (P)	2003	ORTIZ, Joe (P)	2011
MENDEZ, Luis (IF)	2014	OSBORNE, Zach (P)	2011-12
MENDEZ, Roman (P)	2012	OSTING, Jimmy (P)	2000
MENDOZA, Francisco (P)	2012	OSUNA, Edgar (P)	2009
MERRICKS, Matt (P)	2003-04	OWINGS, Jon Mark (OF)	2008-09
MEYER, Dan (P)	2003	OXENDINE, Chad (Bullpen Catcher)	2011
MIKULIK, Joe (Manager)	2014		
MILBURN, Adam (P)	1999	PACHECO, Delvis (P)	1999, '01
MILES, Cole (OF)	2009-10	PAISANO, David (OF)	2011
MILLER, Anthony (Strength Coach)	2013-14	PALICA, Tommy (P)	2009-10
MILLER, Chas (Trainer)	2009-10	PANIAGUA, Juan (P)	2015
MILLER, Greg (OF)	2003	PARLIAMENT, Adam (OF)	2006
MILLER, Kyle (P)	2017-18	PARR, James (P)	2006-07
MILLER, Matt (P)	2002-03	PARRA, Christian (P)	2000
MILLER, Tyson (P)	2018	PARRA, Luis (P)	2013-14
MILLIGAN, Adam (OF)	2009-10	PASSANTINO, Jeffrey (P)	2019
MILLS, Alec (P)	2017	PATTERSON, Jack (P)	2019
MINCH, Jordan (P)	2016-18	PAULA, Adonis (P)	2017
MINEO, Alberto (C)	2015	PAULINO, Angelo (P)	2010
MINER, Zach (P)	2003	PAULINO, Jose (P)	2018
MINTZ, Steve (Pitching Coach)	2013-14		

\*\*\*MLB Rehab assignment, not on the official active roster





PAYANO, Nelson (P)	2006-07	ROBERTS, Ralph (P)	2003-06
PAYNE, Tyler (C)	2019	ROBINSON, Drew (IF)	2013
PAYANO, Victor (P)	2013-14	ROBINSON, Duncan (P)	2017
PEARSON, Tyler (C)	2016-18	RODEGAUGH, Ryan (P)	2011
PEGUERO, Yeiler (IF)	2018-19	RODGERS, Chad (P)	2009-10
PENA, Brayan (C)	2002-03	RODRIGUEZ, Concepcion (OF)	2008
PENA, Tony (IF)	2003	RODRIGUEZ, Geraldo (IF)	2009-10
PENALVER, Carlos (IF)	2015	RODRIGUEZ, Jeff (C)	1999, 01
PERALTA, Efigenio (P)	2004	RODRIGUEZ, Jose (P)	2003
PERALTA, Starling (P)	2015	RODRIGUEZ, Manul (P)	2019
PEREDA, Jhonny (C)	2018	RODRIGUEZ, Ricardo (IF/P)	2002
PEREZ, Brallan (IF)	2014	ROGERS, Jacob (IF)	2015
PEREZ, Josue (Hitting Coach)	2013-14	ROHRBOUGH, Cole (P)	2008-10
PETERS, Yaron (IF)	2003	ROJAS, Randal (P)	2012
PEYTON, Tyler (P)	2018-19	ROMERO, Jhon (P)	2018
PIERCE, Tony (P)	2000	RONDON, Manuel (P)	2018-19
PIETERS, Chris (OF)	2018	ROOF, Jonathan (IF)	2011
POPE, Van (IF/P)	2005-06, '10	ROSARIO, David (Pitching Coach)	2015
POWELL, Brandon (IF)	2008	ROSARIO, Jose (P)	2016
PRADO, Martin (IF)	2005	ROSE, Matt (IF)	2017
PRINCE, Jared (OF)	2011	ROSS, Jason (OF)	1999
PROCTOR, Scott (P)	2010	ROSS, Robbie (P)	2011
PRUNEDA, Benino (P)	2009-10	ROWEN, Ben (P)	2012
PUCETAS, Kevin (P)	2013-14	ROZEMA, Michael (IF)	2005-07
PUDEWELL, Nate (P)	2005	RUCKER, Mike (P)	2017
PUGH, Josh (C)	1999-00	RUELAS, Alonzo (C)	2004-05
PUGLIESE, James (P)	2015-16	RUSSELL, Stephen (P)	2006
PYZIK, Steve (C)	2005-06		
		SALAS, Jose (C)	2003-04
RAKKAR, Jasvir (P)	2015	SALTALAMACCHIA, Jarrod (C)	2005
RAMIREZ, Horacio (P)	2000	SAMMONS, Clint (C)	2006-07
RAMIREZ, Neil (P)	2011	SANTAMARIA, Jahdiel (OF)	2010
RASMUS, Cory (P)	2010	SANTIAGO, Jose (P)	2007
RAYO, Pedro (P)	2005	SANTOS, Arthur (P)	2006
REED, Austin (P)	2015	SARDINAS, Luis (IF)	2013
REESE, Nate (C)	2000	SAUNDERS, Tim (IF)	2015
REINOSO, Nataniel (OF)	2000	SCHADE, Scott (IF)	2005-06
RENTERIA, Edinson (Coach)	2003	SCHAFER, Jordan (OF)	2007
REYES, Jimmy (P)	2011-12	SCHARRER, Jim (1B/DH)	1999
REYES, Jo-Jo (P)	2006	SCHLEHUBER, Braeden (C)	2010
REYNOLDS, Luke	2019	SCHREIBER, Zach (P)	2005-06
REYNOSO, Ryne (P)	2007-08	SCHUERHOLZ, Jon (IF)	2004
RICE, Ian (C)	2016	SCHWENDEL, Paul (P)	2010
RICHAN, Paul (P)	2019	SCOTT, Tayler (P)	2015
RICHARDS, Glen (P)	2005	SENCION, Carlos (P)	2007-08
RICHARDSON, Jason (P)	2004-05	SEPULVEDA, Carlos (IF)	2017, '19
RICHMOND, Josh (OF)	2012	SERRANO, Ray (C)	2002, '04-05
RIVAS, Carlos (P)	2008-09	SHEHAN, Chris (OF)	2009-10
RIVERA, Luis (P)	1999	SHIELL, Jason (P)	1999
ROAT, Kyle (C)	2003	SHORT, Wyatt (P)	2018
ROBERTS, Brandon Jon Dallas (OF/IF)	2007	SHORT, Zack (IF)	2017
ROBERTS, Ethan (P)	2019	SHULTS, Stephen (OF)	2009

\*\*\*MLB Rehab assignment, not on the official active roster



## HISTORY | ALL-TIME ROSTER

SHUMATE, Jacob (P)	1999	TILLERY, Josh (P)	2002-03
SILVA, Yohan (OF)	2008	TIMMONS, Wes (IF)	2004, '06
SIME, Samuel (IF)	2010	TISONE, Nick (P)	2006
SIMMONS, Jerry (OF)	2000	TORREALBA, Steve (C)	1999-00
SKOLE, Jake (OF)	2012-13	TORRES, Gleyber (IF)	2015-16
SKULINA, Tyler (P)	2015	TORRES, Kevin (C/IF)	2013-14
SMALLEY, Mike (P)	2001	TORREZ, Daury (P)	2015-16
SMITH, Dan (P)	2005-06	TREJO, Jaime (IF)	2005-06
SMITH, Tyler (P)	2013	TRIUNFEL, Alberto (IF)	2014
SMOTHERS, Stewart (OF)	1999-00	TRUITT, Derrick (P)	2001
SNITKER, Brian (Manager)	1999-01	TSENG, Jen-Ho (P)	2015
SOBKOWIAK, Scott (P)	1999, '02	TUCKER, Glenn (P)	2004-05
SOLER, Jorge (OF)***	2015	TUFTS, Tyler (P)	2011
SPENCER, Jeff (OF)	1999		
SPINGOLA, Daniel (OF)	2016-18	UELMEIN, Erich (P)	2018-19
SPOONEYBARGER, Tim (P)	2000	UM, Jong (C)	2001
SPRENGER, Justin (P)	2014	UNDERWOOD JR., Duane (P)	2015-16
SPRUILL, Zeke (P)	2010	UPSHAW, Austin (IF)	2018
STAFFORD, SAM (P)	2014		
STANLEY, Adam (P)	2007	VALENZUELA, Sergio (P)	2007
STARTUP, Will (P)	2006	VAN DAM, Drew (Trainer)	2005
STEELE, Justin (P)	2017-18	VAN METER, Joe (P)	2012-13
STERN, Adam (OF)	2002-03	VARGAS, Alexander	2019
STEVENS, Jake (P)	2005-07	VELAZQUEZ, Juan (P)	2005
STEVENS, Jeff (C)	2007	VENTERS, Jonny (P)	2007-08
STINNETT, Jake (P)	2016-17, '19	VERASTEGUI, Jerry (C)	2007
STRAUSBORGER, Ryan (OF)	2011	VERONIE, Shanin (P)	2001-02
STUBBS, Franklin (Hitting Coach)	2005-06	VIANNA, Marcel (P)	2003
STURKIE, Scott (P)	2004	VICKERSON, Nick (IF)	2014
SUCRE, Jesus (C)	2009-10	VILLA, Kelvin (P)	2005-06, '08
SUERO, Ovandy (OF)	2006	VILLANUEVA, Christian (IF)	2012
SULLIVAN, Richard (P)	2009	VINES, Chris (P)	2007-08
SUMOZA, Luis (OF)	2009-10	VIZCAINO, Arodys (P)	2010
SWARMER, Matt (P)	2018	VOSLER, Jason (IF)	2015-16
SWIFT, Jimmy (IF)	2011	VOYLES, Brad (P)	1999-01
SYLVESTER, Billy (P)	2000		
		WAGNER, Michael (P)	2016
TAVAREZ, Anderson (Pitching Coach)	2016-17	WAINWRIGHT, Adam (P)	2002
TAYLOR, Zac	2019	WARE, L.V. (OF)	2010
TEHERAN, Julio (P)	2010	WATERS, Chris (P)	2002-05
TEJEDA, Ferdin (P)	2008	WATKINS, David (P)	2002-03, '06
TELIS, Tomas (C)	2012	WELLS, Ben (P)	2015
TEPESCH, Nicholas (P)	2012	WEST, Matt (P)	2011-12
TERHUNE, Mike (UTL)	1999	WHEELER, Missile (Bullpen Catcher)	2006-10
TERRAZAS, Ivan (OF/IF)	2006-07	WHEELER, Rocket (Manager)	2006-10
TERVEEN, Bryce (C)	2001-02	WHITE, Sean (P)	2004-05
THOMAS, Ben (IF)	2004-05	WHITE, Will (IF)	2008
THOMAS, Charles (OF)	2001-03	WHITING, Sutton (IF)	2015
THOMPSON, Jacob (P)	2009	WHITMER, Jace (C)	2009
THOMPSON, Keegan (P)	2018	WIELAND, Joe (P)	2011
THORMAN, Scott (IF)	2003-04	WILLIAMS, Gregory (P)	2012
THORPE, Tommy (P)	2016-17	WILLIAMS, Jeremy (OF)	2012

\*\*\*MLB Rehab assignment, not on the official active roster



WILLIAMS, Larry (IF/OF)	2007		
WILLIAMS, Nick (OF)	2014		
WILLIAMS, Toby (Athletic Trainer)	2016-17		
WILLIAMSON, John (P)	2017		
WILLIS, Kent (Pitching Coach)	2010		
WILSON, D.J. (OF)	2018-19		
WILSON, Travis (IF)	2000		
WILSON, Tyler (P)	2007-09		
WINKELSAS, Joe (P)	2001		
WISE, Dewayne (P)***	2004		
WOLFF, Sam (P)	2014		
WONG, Jerrod (1B/OF)	1999		
WOOD, Jason (Manager)	2011-13		
WRIGHT, Matt (P)	2003-04		
WRIGHT, Ty (Assistant Coach)	2017-19		
		YAN, Johan (P)	2011
		YANKOSKY, L.J. (P)	2001-02
		YOUNG, Chesny (IF/OF)	2015
		YOUNG, Jared (IF)	2018
		YOUNG, Matt (OF)	2006-0
		ZAGUNIS, Mark (OF)	2015
		ZANESKI, Zach (C)	2011
		ZAPP, A.J. (IF)	2000
		ZAZUETA, Amadeo (IF)	2010
		ZINN, Delvin (IF)	2019
		ZOBRIST, Ben (P)	2019
		ZOUZALIK, Michael (P)	2013
		ZUMWALT, Alec (P)	2002-03



Aramis Ademan was one of 16 players in 2019 that returned to Myrtle Beach for their second-straight season. Ademan has played in 226 games with the Pelicans over the past two seasons, which is more than any player.



## History of Baseball at the Beach

Pro baseball arrived on the Grand Strand in 1986 when the Florence Blue Jays relocated east. The team played its first season a year later and went 83-56, winning the South Atlantic League Championship as a Low-A affiliate of the Jays. Led by future Major Leaguers Pat Hentgen, Randy Knorr, Doug Linton, Luis Sojo and Junior Felix, the Myrtle Beach Blue Jays played in Conway at Coastal Carolina Stadium.

The most notable player for the Blue Jays was Carlos Delgado, who batted .286 with 18 home runs in 1991. Then a catcher, Delgado made his Major League debut only two seasons later in 1993.

The team also had Chris Weinke in 1992. Weinke would leave pro baseball after the 1996 season for Florida State, where he won a National Championship and Heisman Trophy as the quarterback of the Seminoles.

After just four seasons the team changed its identity, renamed as the Myrtle Beach Hurricanes for that 1991 campaign. However, the 1992 season would be the team's last. The club moved after the season to become the Hagerstown Suns. Pro baseball wouldn't return to the Grand Strand until the Pelicans debuted in 1999.



*The 1992 Myrtle Beach Hurricanes*



## Cubs Advanced-A Affiliate History

2015 - 2020 (Moved to Low-A East) ..... Myrtle Beach Pelicans  
 1993 - 2014 ..... Daytona Cubs  
 1990 - 1992 ..... Winston-Salem Spirits



*\*Prior to 1990, the Cubs did not have an Advanced-A distinction. Winston-Salem was previously a Class A affiliate, a distinction it held from 1985-1989.*



After appearing in 23 games in 2019, Ryan Kellogg now ranks second in Myrtle Beach Pelicans history with 83 appearances in his career. Last season marked the third-straight season that Kellogg had spent at least a portion of the year with the Birds. The southpaw also ranks third in career innings pitched with 251.0 in his career.



[MyrtleBeachPelicans.com](http://MyrtleBeachPelicans.com)

# Record Books

2021 Season

# ALL-TIME TEAM RECORDS

## ALL-TIME REGULAR SEASON FRANCHISE TOTALS

Total games played .....	2,916 (Entering 2021)
Pelicans all-time record .....	1,493-1,419
All-time winning percentage .....	.513
First-half record .....	761-692
First-half winning percentage .....	.520
Second-half record .....	736-727
Second-half winning percentage .....	.521
Total home games .....	1,455
Home game record .....	804-651
Home game winning percentage .....	.552
Total road games .....	1,461
Road game record .....	693-768
Road game winning percentage .....	.474
Total games vs. Southern Division opponents .....	1,333
Total extra-inning games .....	275
Record in extra-inning games .....	158-117
Extra-inning game winning percentage .....	.574
Total one-run games .....	935
Record in one-run games .....	479-456
One-run game winning percentage .....	.512
Total shutout games .....	459
Record in shutout games .....	247-212
Shutout game winning percentage .....	.538

## POSTSEASON FRANCHISE TOTALS

Postseason appearances .....	11 (1999, 2000, 2002, 2008, 2011, 2012, 2013, 2014, 2015, 2016, 2017)
Total postseason games .....	51
All-time postseason record .....	26-25
All-time postseason winning percentage .....	.510
Record in Mills Cup Championship Series games .....	13-9
Mills Cup championships won .....	4 (1999*, 2000, 2015, 2016)

*\*denotes split championship awarded to Myrtle Beach and Wilmington due to Hurricane Floyd*





# SINGLE-SEASON RECORDS

## SINGLE SEASON TEAM RECORDS

Most wins.....	89 (2008)
Fewest wins.....	53 (2009)
Most losses.....	84 (2009)
Fewest losses.....	52 (2000)
Highest winning percentage.....	.636 (2008)
Lowest winning percentage.....	.387 (2009)
Most first-half wins.....	45 (2008)
<b>Fewest first-half wins.....</b>	<b>21 (2019)</b>
<b>Most first-half losses.....</b>	<b>46 (2019)</b>
Fewest first-half losses.....	24 (2014)
Best first-half winning percentage.....	.647 (2014)
<b>Lowest first-half winning percentage.....</b>	<b>.313 (2019)</b>
Most second-half wins.....	46 (2000, 2016)
Fewest second-half wins.....	23 (2003)
Most second-half losses.....	46 (2003)
Fewest second-half losses.....	23 (2016)
Best second-half winning percentage.....	.667 (2016)
Lowest second-half winning percentage.....	.333 (2003)
Most home wins.....	49 (2002)
Fewest home wins.....	26 (2009)
Best home winning percentage.....	.700 (2002)
Lowest home winning percentage.....	.377 (2009)
Most home losses.....	43 (2009)
Fewest home losses.....	21 (2002)
Most road wins.....	45 (2014)
<b>Fewest road wins.....</b>	<b>25 (2010, 2019)</b>
Best road winning percentage.....	.652 (2014)
Lowest road winning percentage.....	.357 (2010)
Most road losses.....	45 (2010)
Fewest road losses.....	29 (2000, 2015, 2016)
Most extra-inning games.....	20 (1999)
Fewest extra-inning games.....	6 (2004)
Most extra-inning wins.....	11 (2006, 2013, 2016)
Most extra-inning losses.....	11 (1999)
Most one-run games.....	54 (1999)
Fewest one-run games.....	36 (2000, 2014)
Most wins in one-run games.....	34 (2006)
Most losses in one-run games.....	27 (2011)
Most shutout games.....	39 (2000)
Fewest shutout games.....	9 (2008)
Most wins in shutout games.....	27 (2000)
Most losses in shutout games.....	20 (2018)
Most losses vs. one opponent.....	17 (2003 – Kinston)
Most players used.....	59 (2010)
Fewest players used.....	38 (2001)
<b>Most pitchers used.....</b>	<b>31 (2007, 2019)</b>
Fewest pitchers used.....	19 (1999, 2000, 2002)



## SINGLE SEASON TEAM RECORDS



Ernesto Mejia (pictured in the Home Run Derby), clubbed 21 of the Pelicans' franchise-record 153 homers in 2008.

## BATTING

**Stat**

Batting average:

Hits:

Runs:

Official at-bats:

Total bases:

Doubles:

Triples:

Home Runs:

Extra Base Hits:

RBI:

SAC (bunts + flies):

Hit Batsmen:

Walks drawn:

IBB:

Stolen Bases:

Caught Stealing:

Strikeouts:

**Most/Highest**

.260 (2008)

1,217 (2008)

764 (2008)

4,764 (1999)

1,875 (2014)

298 (2008)

49 (1999)

153 (2008)

486 (2008)

705 (2008)

98 (2016)

106 (2001)

531 (2016)

24 (2006)

169 (2016)

79 (2007)

1,190 (1999)

**Fewest/Lowest**

.227 (2019)

972 (2019)

518 (2019)

4,274 (2019)

1,393 (2018)

173 (2018)

14 (2001)

55 (2018)

249 (2018)

409 (2018)

41 (2009)

44 (2010)

349 (2012)

6 (2007)

62 (2017)

45 (2015)

860 (2002)

## PITCHING

**Stat**

ERA:

Complete Games:

Shutouts:

Saves:

Hits allowed:

Runs Allowed:

ER allowed:

HR Allowed:

Walks:

Strikeouts:

Wild Pitches:

Hit Batsmen:

Balks:

**Most/Lowest**

2.51 (2000)

8 (2000)

27 (2000)

51 (2008)

1,261 (2010)

728 (2007)

616 (2009)

107 (2005)

652 (2007)

1,179 (2011)

112 (2007)

104 (2009)

16 (2008)

**Fewest/High**

4.68 (2009)

0 (1999)

5 (2010)

20 (2003)

908 (2000)

395 (2000)

336 (2000)

63 (2015)

339 (2015)

872 (2006)

53 (2002)

31 (1999)

2 (2011)

## SINGLE SEASON INDIVIDUAL BATTING RECORDS

BATTING AVERAGE (Min. 378 PA)

1. Marcus Giles	.326	1999
2. Carl Loadenthal	.323	2006
3. Chesny Young	.321	2015
4. Jarrod Saltalamacchia	.314	2005
5. Billy McCarthy	.305	2002
6. Rougned Odor	.305	2013
7. Luis Sardinas	.298	2013
8. Isaiah Ka'aihue	.298	2007
9. Jordan Schafer	.294	2007
10. Nick Williams	.292	2014

HITS

1. Marcus Giles	162	1999
2. Donell Linares	145	2009
3. Jarrod Saltalamacchia	144	2005
4. Odubel Herrera	142	2012
5. Ernesto Mejia	141	2008
6. Yasiel Balaguert	140	2016
7. Jared Prince	136	2011
Willie Cabrera	136	2008
9. Richard Lewis	135	2002
Billy McCarthy	135	2002

RUNS

1. Ernesto Mejia	93	2008
2. Willie Cabrera	86	2008
3. Richard Lewis	82	2002
4. Christopher Bostick	81	2014
Travis Jones	81	2008
6. Marcus Giles	80	1999
Jason Ross	80	1999
8. Mark Zagunis	78	2015
Van Pope	78	2006
10. Two tied with	75	

AT-BATS

1. Yasiel Balaguert	533	2016
2. Ernesto Mejia	519	2008
3. Trever Adams	506	2013
4. Donell Linares	505	2009
5. Odubel Herrera	500	2012
6. Marcus Giles	497	1999
7. Christopher Bostick	495	2014
Quentin Davis	495	2007
9. Ryan Strausborger	488	2011
10. Two tied with	484	

DOUBLES

1. Ernesto Mejia	47	2008
2. Marcus Giles	40	1999
3. Jarrod Saltalamacchia	35	2005
Brian McCann	35	2004
Andy Marte	35	2003
6. Jordan Schafer	34	2007
7. Preston Beck	33	2014
Rougned Odor	33	2013
Brett Nicholas	33	2012
Travis Wilson	33	2000

TRIPLES

1. Jason Ross	13	1999
2. Chris Garia	11	2014
Quentin Davis	11	2007
4. Adam Stern	10	2002
5. Ryan Strausborger	9	2011
Cole Miles	9	2010
Gregor Blanco	9	2004
8. Rashad Crawford	8	2016
Christopher Bostick	8	2014
Aramis Ademan	8	2019

HOME RUNS

1. Cody Johnson	32	2009
2. Mike Hessman	23	1999
3. Isaiah Ka'aihue	22	2007
4. Joey Gallo	21	2014
Ernesto Mejia	21	2008
6. Yasiel Balaguert	19	2016
Brandon Hicks	19	2008
Jarrod Saltalamacchia	19	2005
9. Tyler Flowers	17	2008
Matt Esquivel	17	2005

RBI

1. Yasiel Balaguert	96	2016
2. Ernesto Mejia	93	2008
3. Tyler Flowers	88	2008
4. Donell Linares	87	2009
5. Cody Johnson	84	2009
6. Trever Adams	82	2013
7. Matt Esquivel	81	2005
Jarrod Saltalamacchia	81	2005
9. Willie Cabrera	78	2008
Travis Jones	78	2008



SINGLE SEASON INDIVIDUAL BATTING RECORDS



Jared Prince was named the Pelicans MVP in 2011; he hit 12 home runs in 2012 Texas League action.

WALKS

1. Tyler Flowers	98	2008
2. Mark Zagunis	80	2015
Preston Beck	80	2014
4. Travis Jones	77	2008
5. Drew Robinson	72	2013
6. Matt Young	71	2006
7. Jake Skole	69	2013
8. Andy Marte	67	2003
9. Charcer Burks	66	2016
10. Cody Johnson	64	2009

STOLEN BASES

1. Chris Garia	45	2014
2. Adam Stern	40	2002
3. Jeffrey Baez	38	2016
4. Quentin Davis	37	2007
5. J.C. Holt	35	2006
6. Gregor Blanco	34	2003
7. Onil Joseph	32	2004
8. Ryan Strausborger	32	2011
Richard Lewis	31	2002
Jason Ross	31	1999

GAMES

1. Yasiel Balaguert	135	2016
Trever Adams	135	2013
3. Quentin Davis	134	2007
4. Jason Ross	133	1999
5. Jared Prince	131	2011
6. Ernesto Mejia	131	2008
7. Christopher Bostick	130	2014
Donell Linares	130	2009
Andy Marte	130	2003
Richard Lewis	130	2002

STRIKEOUTS

1. Cody Johnson	171	2009
2. Junior Brignac	145	2000
3. Matt Esquivel	140	2005
4. Ernesto Mejia	139	2008
5. Jason Ross	136	1999
6. Mike Hessman	135	1999
7. Troy Cameron	131	2000
8. Scott Schade	130	2005
9. Jeff Spencer	126	1999
10. Yasiel Balaguert	125	2016

## SINGLE SEASON INDIVIDUAL PITCHING RECORDS

WINS

1. Christian Parra	17	2000
2. Trey Hodges	15	2001
Horacio Ramirez	15	2000
4. Chris Waters	13	2002
Jung Bong	13	2001
7. Jonathan Martinez	12	2016
Scott Diamond	12	2008
8. J.J. Hoover	11	2010
Kenny "Bubba" Nelson	11	2002
10.11 tied with	10	

SAVES

1. Kevin Barry	26	2002
2. Ryan McNeil	22	2016
Sung Ki Jung	22	2007
4. Glenn Tucker	21	2004
5. Ben Rowen	19	2012
Brad Voyles	19	2003
7. Cory Gearrin	17	2009
8. Jasvir Rakkar	16	2015
Billy Sylvester	16	2000
Ryan Greene	16	1999

APPEARANCES

1. Glenn Tucker	48	2004
2. Kevin Barry	47	2002
3. Pedro Araujo	44	2017
Ryan McNeil	44	2016
Nick Fellman	44	2008
Kevin Gunderson	44	2007
Ralph Roberts	44	2003
Ryan Greene	44	1999
9. Five players tied with	42	

GAMES STARTED

1. Jake Stevens	28	2005
Blaine Boyer	28	2004
Matt Coenen	28	2003
Adam Wainwright	28	2002
Chris Waters	28	2002
Jung Bong	28	2001
7. Anthony Lerew	27	2004
Macay McBride	27	2003
Zach Miner	27	2003
10. Thomas Hatch	26	2017
Ryne Reynoso	26	2008
Horacio Ramirez	26	2000

INNINGS PITCHED

1. Chris Waters	182.2	2002
2. Trey Hodges	173.0	2001
3. Jung Bong	168.0	2001
4. Macay McBride	164.2	2003
5. Adam Wainwright	163.1	2002
6. Roman Colon	163.0	2002
7. Christian Parra	157.2	2000
8. Blaine Boyer	154.0	2004
9. Zach Miner	153.2	2003
10. Matt Crim	149.2	2010

LOSSES

1. Wilfredo Boscan	12	2011
Richard Sullivan	12	2009
Jairo Cuevas	12	2007
4. Matt Crim	11	2010
Thomas Hatch	11	2017
Bryan Hudson	11	2018
6. Dustin Evans	10	2007
Kelvin Villa	10	2005
Blaine Boyer	10	2004
Matt Coenen	10	2003
Zach Miner	10	2003
Will Fleck	10	1999
Javier Assad	10	2019

ERA (Min. 112 IP)

1. Kenny "Bubba" Nelson	1.72	2002
2. Robbie Ross	2.26	2011
3. Christian Parra	2.28	2000
4. Derrick Lewis	2.40	1999
5. Daniel Curtis	2.53	2002
6. Nathan Kent	2.55	2000
7. Jonathan Martinez	2.56	2015
8. Randall Delgado	2.76	2010
Chris Waters	2.76	2002
Trey Hodges	2.76	2001

COMPLETE GAMES

1. Daniel Curtis	3	2002
Horacio Ramirez	3	2000
3. Daury Torrez	2	2015
Kyle Hendricks	2	2012
Luis Atilano	2	2006
Matt Harrison	2	2006
James Parr	2	2006
Zach Miner	2	2003
Chris Waters	2	2002
Christian Parra	2	2000



## SINGLE SEASON INDIVIDUAL PITCHING RECORDS

WALKS

1. Victor Payano	90	2014
2. Derrick Lewis	81	1999
3. Erik Cordier	74	2009
4. Jairo Cuevas	71	2007
5. Kyle Cofield	66	2008
Adam Wainwright	66	2002
7. Scott Sobkowiak	63	1999
8. Luis Parra	62	2014
Jake Stevens	62	2005
Matt Coenen	62	2003

SHUTOUTS (Individual complete game)

1. Daniel Curtis	3	2002
2. Christian Parra	2	2000
Horacio Ramirez	2	2000
4. Casey Bloomquist	1	2017
Oscar De La Cruz	1	2017
Daury Torrez	1	2015
Nick Tepesch	1	2012
Joe Wieland	1	2011
Jose Capellan	1	2004
Erik Cordier	1	2009
Richard Sullivan	1	2009
Scott Diamond	1	2008
Cole Rohrbough	1	2008
James Parr	1	2007
Matt Harrison	1	2006
Daniel Curtis	1	2003
Chris Waters	1	2002
Brett Evert	1	2001

STRIKEOUTS

1. Adam Wainwright	167	2002
2. Christian Parra	163	2000
3. Scott Sobkowiak	161	1999
4. Jung Bong	145	2001
5. John Ennis	144	2001
6. Alec Asher	139	2013
Macay McBride	139	2003
Trey Hodges	139	2001
9. Trevor Clifton	129	2016
10. Barret Loux	127	2011

HITS ALLOWED

1. Matt Crim	180	2010
2. Roman Colon	170	2002
3. Jake Stevens	167	2005
4. Macay McBride	164	2003
5. Trey Hodges	156	2001
6. Chris Waters	154	2002
7. Jung Bong	151	2001

8. Zach Miner	150	2003
9. Adam Wainwright	149	2002
10. Anthony Lerew	145	2004
Matt Coenen	145	2003

RUNS ALLOWED

1. Matt Crim	101	2010
2. Jake Stevens	90	2005
3. Luis Parra	81	2014
Matt Butler	81	2003
Roman Colon	81	2002
6. Cole Rohrbough	80	2009
Jose Paulino	80	2018
7. James Parr	76	2006
8. Anthony Lerew	75	2004
9. Five players tied with	74	

EARNED RUNS ALLOWED

1. Matt Crim	81	2010
Jake Stevens	81	2005
3. Cole Rohrbough	75	2009
Matt Butler	75	2001
5. Luis Parra	72	2014
6. James Parr	71	2006
7. Victor Payano	64	2014
Roman Colon	64	2002
9. Wilfredo Boscan	63	2011
Matt Coenen	63	2003
Zach Miner	63	2003



Alec Asher (above) led the Birds in ERA and IP in 2013



# CAREER RECORDS

## CAREER INDIVIDUAL BATTING RECORDS

### BATTING AVERAGE (min. 378 PA)

1. Marcus Giles	.320	1999, 2004
2. Chesny Young	.321	2015
3. Jarrod Saltalamacchia	.314	2005
4. Carl Loadenthal	.308	2005-06
5. Bill McCarthy	.305	2002
6. Rougned Odor	.305	2013
7. Luis Sardinas	.298	2013
8. Jordan Schafer	.294	2007
9. Nick Williams	.292	2014
10. Roberto Alvarez	.291	2007

### GAMES PLAYED

1. Junior Brignac	258	1999-2001
2. Gregor Blanco	245	2003-04
3. Ryan Langerhans	241	2000-01
4. Cole Miles	227	2009-10
5. Preston Beck	219	2013-14
6. Edwin Garcia	218	2012-14
Santiago Chirino	218	2011-12
8. Steven Doetsch	211	2005-06
9. Carlos Duran	196	2003-05
10. Adam LaRoche	195	2001-02

### AT-BATS

1. Junior Brignac	962	1999-2001
2. Gregor Blanco	897	2003-04
3. Ryan Langerhans	842	2000-01
4. Cole Miles	795	2009-10
5. Santiago Chirino	779	2011-12
6. Edwin Garcia	760	2012-14
7. Preston Beck	758	2013-14
8. Steven Doetsch	743	2005-06
9. Adam LaRoche	721	2001-02
10. Willie Cabrera	720	2007-08

### RUNS SCORED

1. Gregor Blanco	139	2003-04
2. Ryan Langerhans	121	2000-01
3. Cole Miles	119	2009-10
4. Junior Brignac	118	1999-2001
5. Willie Cabrera	114	2007-08
6. Odubel Herrera	111	2012-14
Carl Loadenthal	111	2005-06
8. Preston Beck	104	2013-14
9. Eric Campbell	103	2007-08
10. Ernesto Mejia	101	2008-09

### HITS

1. Gregor Blanco	241	2003-04
2. Ryan Langerhans	212	2000-01
3. Cole Miles	206	2009-10
4. Odubel Herrera	203	2012-14
Junior Brignac	203	1999-2001
6. Adam LaRoche	202	2001-02
7. Willie Cabrera	199	2007-08
8. Edwin Garcia	196	2012-14
9. Steven Doetsch	193	2005-06
10. Preston Beck	190	2013-14

### DOUBLES

1. Ernesto Mejia	54	2008-09
2. Adam LaRoche	48	2001-02
3. Preston Beck	47	2013-14
4. Ryan Langerhans	44	2000-01
5. Marcus Giles	41	1999, 2004
6. Royce Bolinger	40	2013-14
7. Jared Hoying	39	2011-12
8. Willie Cabrera	39	2007-08
9. Jon Mark Owings	38	2008-09
10. Matt Young	37	2006-07
Scott Thorman	37	2003-04

### TRIPLES

1. Cole Miles	16	2009-10
Gregor Blanco	16	2003-04
3. Jason Ross	13	1999
4. Chris Garia	11	2014
Quentin Davis	11	2007
<b>Aramis Ademan</b>	<b>22</b>	<b>2018-19</b>
Carlos Duran	11	2003-05
7. Adam Stern	10	2002-03
Ryan Langerhans	10	2000-01
9. Ryan Strausborger	9	2011
Jon Mark Owings	9	2008-09

### HOME RUNS

1. Cody Johnson	38	2009-10
2. Isaiah Ka'aihue	35	2006-07
3. Eric Campbell	33	2007-08
4. Gerry Rodriguez	25	2009-10
5. Ernesto Mejia	24	2008-09
6. Mike Hessman	23	1999
7. Troy Cameron	22	2000-01
8. Joey Gallo	21	2014
9. Junior Brignac	20	1999-2001
10. Brandon Hicks	19	2008
Jarrod Saltalamacchia	19	2005



## CAREER INDIVIDUAL BATTING RECORDS

## RUNS BATTED IN

1. Preston Beck	116	2013-14
Eric Campbell	116	2007-08
3. Cody Johnson	109	2009-10
4. Ernesto Mejia	105	2008-09
5. Willie Cabrera	102	2007-08
6. Adam LaRoche	100	2001-02
7. Yasiel Balaguert	96	2016
Junior Brignac	96	1999-2001
9. Gerry Rodriguez	94	2009-10
10. Ernesto Mejia	93	2008

## WALKS

1. Preston Beck	127	2013-14
2. Matt Young	108	2006-07
3. Gregor Blanco	101	2003-04
4. Jake Skole	100	2012-13
5. Tyler Flowers	98	2008
6. Vincent DiFazio	96	2011-12
7. Junior Brignac	91	1999-2001
8. Ryan Langerhans	87	2000-01
9. Aramis Ademan	86	2018-19
10. Isaiah Ka'aihue	83	2006-07

## STRIKEOUTS

1. Junior Brignac	297	1999-2001
2. Gregor Blanco	228	2003-04
3. Ryan Langerhans	208	2000-01
4. Cody Johnson	200	2009-10
5. Troy Cameron	193	2000-01
6. Aramis Ademan	187	2018-19
6. Kevonte Mitchell	182	2018-19
7. Steven Doetsch	180	2005-06
8. Wladimir Galindo	175	2018-19
10. Jake Skole	166	2012-13
Connor Myers	166	2017-18

## STOLEN BASES

1. Gregor Blanco	59	2003-04
2. Adam Stern	47	2002-03
Ryan Langerhans	47	2000-01
4. Chris Garia	45	2014
5. Junior Brignac	44	1999-2001
6. Cole Miles	43	2009-10
7. Carl Loadenthal	42	2005-06
8. Jeffrey Baez	40	2015-16
9. Odubel Herrera	38	2012-14
10. Quentin Davis	37	2007

## CAUGHT STEALING

1. Junior Brignac	27	1999-2001
2. Gregor Blanco	25	2003-04
3. Ryan Langerhans	24	2000-01
4. Quentin Davis	21	2007
5. Cole Miles	18	2009-10
Steven Doetsch	18	2005-06
7. Matt Young	17	2006-07
8. Carl Loadenthal	16	2005-06
Willie James	16	2004-06
10. Kelly Johnson	15	2002

## ON-BASE PERCENTAGE (Min. 378 PA)

1. Tyler Flowers	.427	2008
2. Curt Fiore	.398	2001
3. Carl Loadenthal	.397	2005-06
4. Jarrod Saltalamacchia	.394	2005
5. Wes Timmons	.391	2004, 2006
6. Matt Young	.386	2006-07
Bill McCarthy	.386	2002
8. Isaiah Ka'aihue	.385	2006-07
Marcus Giles	.385	1999, 2004
10. Jared Prince	.376	2011
A.J. Zapp	.376	2000

## SLUGGING PERCENTAGE (Min. 378 PA)

1. Isaiah Ka'aihue	.541	2006-07
2. Jarrod Saltalamacchia	.519	2005
3. Jon Mark Owings	.516	2008-09
4. Cody Johnson	.517	2009-10
5. Ernesto Mejia	.511	2008-09
6. Marcus Giles	.504	1999, 2004
Mike Hessman	.504	1999
8. Brian McCann	.494	2004
9. Jordan Schafer	.477	2007
10. Andy Marte	.469	2003

## EXTRA BASE HITS

1. Ernesto Mejia	83	2008-09
2. Ryan Langerhans	67	2000-01
3. Preston Beck	66	2013-14
4. Jon Mark Owings	65	2008-09
Gregor Blanco	65	2003-04
6. Isaiah Ka'aihue	64	2006-07
Adam LaRoche	64	2001-02
8. Eric Campbell	62	2007-08
Troy Cameron	62	2000-01
10. Cody Johnson	61	2009-10
Willie Cabrera	61	2007-08
Marcus Giles	61	1999, 2004



## CAREER INDIVIDUAL BATTING RECORDS



Gregor Blanco (above) won a World Series in '12 and in '14 with the San Francisco Giants.

SACRIFICE HITS

1. Cole Miles	26	2009-10
2. Robert Marcial	23	2006-09
3. Quentin Davis	18	2007
4. Jonathan Schuerholz	17	2004
5. Junior Brignac	15	1999-2001
6. Adam Stern	14	2002-03
Connor Myers	14	2017-18
<b>8. Aramis Ademan</b>	<b>13</b>	<b>2018-19</b>
9. Jeffrey Baez	12	2015-16
Chris Garia	12	2014
Santiago Chirino	12	2011-12
Jared Hoying	12	2011-12

SACRIFICE FLIES

1. Carlos Duran	12	2003-05
2. Santiago Chirino	11	2011-12
3. Hanser Alberto	9	2012-14
Edwin Garcia	9	2012-14
Chris Grayson	9	2012-14
Van Pope	9	2005-06
Scott Thorman	9	2003-04
Andy Marte	9	2003
Cory Aldridge	9	2000
10. Trevor Adams	8	2013
Matt Young	8	2006-07
Tyler Alamo	8	2017-18
<b>Kevonte Mitchell</b>	<b>8</b>	<b>2018-19</b>

HIT BY PITCH

1. Jared Prince	30	2011
2. Vincent DiFazio	24	2011-12
3. Bill McCarthy	23	2002

4. Christian Villanueva	20	2012
5. Curt Fiore	19	2001
6. Ryan Langerhans	18	2000-01
7. Mark Zagunis	16	2015
Ernesto Mejia	16	2008-09
Wes Timmons	16	2004, 2006
10. Rougned Odor	15	2013
Ryan Strausborger	15	2011

DOUBLE PLAYS HIT INTO

1. Santiago Chirino	27	2011-12
Tyler Alamo	27	2017-18
2. Hanser Alberto	25	2012-14
3. Ernesto Mejia	23	2008-09
4. Victor Caratini	22	2015
5. Ryan Lehr	20	1999-2000
6. Edwin Garcia	19	2012-14
Jesus Sucre	19	2009-10
Eric Campbell	19	2007-08
9. Tomas Telis	18	2012
Jose Salas	18	2003-04
Mark Mortimer	18	1999-01
Jhonny Pereda	18	2018
P.J. Higgins	18	2017-18

ERRORS

1. Odubel Herrera	50	2012-14
<b>2. Aramis Ademan</b>	<b>47</b>	<b>2018-19</b>
3. Troy Cameron	39	2000-01
4. Leury Garcia	37	2011
<b>5. Vladimir Galindo</b>	<b>36</b>	<b>2018-19</b>
6. Robert Marcial	35	2006-09
7. Jaime Trejo	28	2005-06
Andy Marte	28	2003
9. Hanser Alberto	26	2012-14
Luis Sardinas	26	2013
11. Edwin Garcia	25	2012-14
Eric Campbell	25	2007-08
Elvis Andrus	25	2007
Jonathan Schuerholz	25	2004



CAREER INDIVIDUAL PITCHING RECORDS

WINS

1. Jonathan Martinez	21	2015-16
2. Chris Waters	18	2002-05
3. Jake Stevens	17	2005-07
Christian Parra	17	2000
5. Jung Bong	16	2000-01
6. Ralph Roberts	15	2003-06
Sean White	15	2004-05
Trey Hodges	15	2001
Horacio Ramirez	15	2000
10. Scott Sobkowiak	14	1999, 2002

LOSSES

1. Jake Stevens	23	2005-07
2. Alex Lange	17	2018-19
3. Kelvin Villa	16	2005-06
Ralph Roberts	16	2003-06
Ryan Kellogg	16	2017-19
6. Victor Payano	15	2013-14
7. Luke Jackson	14	2012-2013
Chris Waters	14	2002-05
9. Matt Wright	13	2003-04
Dan Curtis	13	2000, 2002-03

EARNED RUN AVERAGE (Minimum 114.0  
innings pitched)

1. Ray Aguilar	1.71	2002, 2004
2. Kenny Nelson	1.72	2002
3. Robbie Ross	2.26	2011
4. Christian Parra	2.28	2000
5. Derrick Lewis	2.40	1999
7. Nathan Kent	2.55	2000
8. Trevor Clifton	2.72	2016
9. Randall Delgado	2.76	2010
Trey Hodges	2.76	2001

WIN PERCENTAGE (Minimum 10 Decisions)

1. Andrew Faulkner	.909	2014
Ray Aguilar	.909	2002, 2004
3. Scott Diamond	.857	2008
4. Deunte Heath	.818	2008
Kyle Davies	.818	2004
6. Christian Parra	.810	2000
7. Michael Heesch	.800	2015
Manny Acosta	.800	2003-05
9. Zach Osborne	.769	2011-12



Scott Diamond went 12-2 for the Pelicans in 2008. He debuted with the Twins in 2011.

APPEARANCES

1. Ralph Roberts	145	2003-06
2. Ryan Kellogg	83	2017-19
3. Paul Bush	76	2003-05
Jordan Minch	76	2016-18
5. Tommy Thorpe	74	2016-17
6. Daury Torrez	66	2015-16
7. Jake Stevens	64	2005-07
8. Josh Tillery	63	2002-03
9. Zach Osborne	62	2011-12
10. Kevin Gunderson	59	2007-08



## CAREER INDIVIDUAL PITCHING RECORDS

GAMES STARTED

1. Jake Stevens	52	2005-07
2. Chris Waters	48	2002-05
3. Victor Payano	46	2013-14
4. Jonathan Martinez	44	2015-16
5. Kelvin Villa	38	2005-06
6. Dan Curtis	36	2000, 2002-03
7. Cole Rohrbough	35	2008-10
8. Matt Wright	34	2003-04
Jung Bong	34	2000-01
<b>Alex Lange</b>	<b>34</b>	<b>2018-19</b>
10. Luke Jackson	32	2012-2013

COMPLETE GAMES

1. Dan Curtis	5	2000, 2002-03
2. James Parr	3	2006-07
Chris Waters	3	2002-05
Horacio Ramirez	3	2000
5. Daury Torrez	2	2015-16
Kyle Hendricks	2	2012
Luis Atilano	2	2006
Matt Harrison	2	2006
Zach Miner	2	2003
Brett Evert	2	2001-02
Christian Parra	2	2000

SHUTOUTS

1. Dan Curtis	4	2000, 2002-03
2. Horacio Ramirez	2	2000
3. Daury Torrez	1	2015-16
Nick Tepesch	1	2012
Joe Wieland	1	2011
Erik Cordier	1	2009
Richard Sullivan	1	2009
James Parr	1	2006-07
Matt Harrison	1	2006
Jose Capellan	1	2004
Chris Waters	1	2002-05
Brett Evert	1	2001-02
Christian Parra	1	2000

SAVES

1. Kevin Barry	26	2002
2. Ryan McNeil	22	2016
Sung Ki Jung	22	2007
4. Glenn Tucker	21	2004-05
5. Brad Voyles	20	1999-2001
6. Ben Rowen	19	2012
7. Cory Gearrin	17	2009
Ryan Greene	17	1999-2000
9. Jasvir Rakkar	16	2015
Billy Sylvester	16	2000

INNINGS PITCHED

1. Chris Waters	302.2	2002-05
2. Jake Stevens	296.0	2005-07
<b>3. Ryan Kellogg</b>	<b>251.0</b>	<b>2017-19</b>
4. Ralph Roberts	249.1	2003-06
5. Jonathan Martinez	247.0	2015-16
6. Dan Curtis	232.1	'00, '02-'03
7. Kelvin Villa	220.0	2005-06
8. Jung Bong	211.1	2000-01
9. Victor Payano	213.0	2013-14
10. Daury Torrez	202.2	2015-16

HITS ALLOWED

1. Jake Stevens	345	2005-07
<b>2. Ryan Kellogg</b>	<b>293</b>	<b>2017-19</b>
3. Chris Waters	281	2002-05
4. Kelvin Villa	233	2005-06
5. Dan Curtis	231	2000, 2002-03
6. Ralph Roberts	226	2003-06
7. Jonathan Martinez	211	2015-16
8. Daury Torrez	211	2015-16
9. Victor Payano	208	2013-14
10. Matt Wright	197	2003-04

RUNS ALLOWED

1. Jake Stevens	199	2005-07
<b>2. Ryan Kellogg</b>	<b>148</b>	<b>2017-19</b>
3. Chris Waters	134	2002-05
4. Victor Payano	133	2013-14
5. Kelvin Villa	130	2005-06
6. Ralph Roberts	124	2003-06
7. Cole Rohrbough	117	2008-10
<b>8. Ryan Kellogg</b>	<b>148</b>	<b>2017-19</b>
9. J.J. Hoover	104	2009-10
Matt Butler	104	2001, 2003

EARNED RUNS ALLOWED

1. Jake Stevens	178	2005-07
2. Victor Payano	125	2013-14
<b>Ryan Kellogg</b>	<b>125</b>	<b>2017-19</b>
4. Chris Waters	118	2002-05
5. Kelvin Villa	108	2005-06
6. Cole Rohrbough	107	2008-10
7. Ralph Roberts	102	2003-06
8. Matt Butler	97	2001, 2003
9. Jonathan Martinez	94	2015-16
10. Matt Wright	90	2003-04



CAREER INDIVIDUAL PITCHING RECORDS



Barret Loux struck out 127 batters for the Pelicans in 2011 - he was traded to the Cubs in November of 2013.

HOME RUNS ALLOWED

1. Jake Stevens	27	2005-07
2. <b>Ryan Kellogg</b>	<b>24</b>	<b>2017-19</b>
3. Jonathan Martinez	23	2015-16
4. Victor Payano	22	2013-14
Chris Waters	22	2002-05
6. Ralph Roberts	20	2003-06
Dan Curtis	20	2000, 2002-03
8. Jeremy Null	17	2015-17
Daury Torrez	17	2015-16
Paul Bush	17	2003-05

WALKS ALLOWED

1. Victor Payano	147	2013-14
2. Jake Stevens	132	2005-07
3. Ralph Roberts	116	2003-06
4. Matt Wright	100	2003-04
5. Kelvin Villa	95	2005-06
6. Chris Waters	84	2002-05
7. Cody Buckel	81	2012, 2014
Derrick Lewis	81	1999
9. Luke Jackson	79	2012-2013
10. Erik Cordier	74	2009

STRIKEOUTS

1. Ralph Roberts	214	2003-06
2. Scott Sobkowiak	193	1999, 2002
3. Matt Wright	191	2003-04
4. Dan Curtis	188	2000, 2002-03
5. Jake Stevens	185	2005-07
6. Paul Bush	182	2003-05
Jung Bong	182	2000-01
8. Chris Waters	181	2002-05
9. Luke Jackson	178	2012-13
10. Jeremy Null	168	2015-17

HIT BATTERS

1. Chris Waters	29	2002-05
2. Randol Rojas	18	2012-2013
3. Jake Stevens	17	2005-07
4. Cole Rohrbough	16	2008-10
5. Matt Merricks	15	2003-04
6. Kevin Pucetas	14	2013-14
7. Justin Steele	13	2017-18
8. Moises Hernandez	12	2006-07
<b>Bryan Hudson</b>	<b>12</b>	<b>2018-19</b>
10. <b>Ryan Kellogg</b>	<b>11</b>	<b>2017-19</b>




## CAREER INDIVIDUAL PITCHING RECORDS

## WILD PITCHES

1. Jake Stevens	25	2005-07
2. Bryan Digby	24	2003, 2005
Matt Wright	24	2003-04
<b>Alex Lange</b>	<b>24</b>	<b>2018-19</b>
5. Moises Hernandez	20	2006-07, 2009
6. Tommy Thorpe	19	2016-17
8.. Trevor Clifton	18	2016
9. Barret Loux	17	2011
10. Erik Cordier	16	2009
Chris Waters	16	2002-05

## BALKS

1. Cole Rohrbough	5	2008-09
Jake Stevens	5	2005-07
3. Daury Torrez	4	2015-16
Randol Rojas	4	2012-2013
Andy Bent	4	2001
Horacio Ramirez	4	2000
<b>Chad Hockin</b>	<b>4</b>	<b>2019</b>
7. Seven tied with	3	



Ralph Roberts (above) holds the Pelicans career franchise marks in appearances (145) and strikeouts (214).



# SINGLE-GAME RECORDS

## SINGLE GAME BATTING RECORDS

	<u>AT-BATS</u>	
Zach Zaneski	10	6/12/11 @ KIN*
Jorge Alfaro	9	7/30/14 @ POT
Leury Garcia	9	6/12/11 @ KIN*
David Paisano	9	6/12/11 @ KIN*
Jared Prince	9	6/12/11 @ KIN*
Amadeo Zazueta	9	5/19/10 @ W-S
Mike Daniel	9	5/19/10 @ W-S
Junior Brignac	9	7/24/01 vs. W-S
*23 Inning Game		

	<u>RUNS SCORED</u>	
Rashad Crawford	5	7/16/15 at W-S
24 times	4	

	<u>HITS</u>	
<b>D.J. Artis</b>	<b>5</b>	<b>8/2/19 vs. FAY</b>
Bryant Flete	5	8/22/17 vs. BC
Chesny Young	5	7/17/15 @ POT
Jorge Alfaro	5	5/27/14 vs. SAL
Zach Zaneski	5	5/3/11 @ POT
Donell Linares	5	8/14/09 @ LYN
Carl Loadenthal	5	7/17/06 @ WIL
Jim Scharrer	5	7/11/99 vs. FRE
Mike Hessman	5	6/6/99 @ LYN
Jerrod Wong	5	6/6/99 @ LYN

	<u>DOUBLES</u>	
Gleyber Torres	3	6/3/16 at SAL
Nick Williams	3	5/17/14 vs. POT (#2)
Christopher Bostick	3	7/30/14 at POT
Trever Adams	3	7/23/13 @ LYN
Jared Hoying	3	8/21/11 vs. KIN
Ryan Strausborger	3	7/16/11 vs. SAL
Zach Zaneski	3	5/3/11 @ POT
Ryan Strausborger	3	4/30/11 vs. FRE
Tyler Flowers	3	4/29/08 @ LYN
Josh Burrus	3	5/4/05 @ SAL
Andy Marte	3	5/10/03 @ WIL
Brayan Pena	3	5/2/03 @ SAL
Zach Davis	3	6/27/19 @ Fay

	<u>TRIPLES</u>	
Ryan Cordell	2	8/31/14 vs. LYN
Chris Garia	2	5/11/14 @ POT
Chris Garia	2	5/7/14 @ SAL
Rougned Odor	2	6/14/13 vs. CAR
Odubel Herrera	2	5/24/12 vs. LYN
Ryan Strasborger	2	5/3/11 @ POT
Bill McCarthy	2	6/12/02 vs. LYN
Jason Ross	2	9/2/99 @ POT
Marcus Giles	2	6/26/99 vs. SAL

Jon Mark Owings	2	5/2/09 vs. SAL
Jason Ross	2	4/29/99 vs. KIN

	<u>HOME RUNS</u>	
Joey Gallo	3	5/16/14 vs. POT
Joey Gallo	3	4/23/14 @ FRE

	<u>RUNS BATTED IN</u>	
Joey Gallo	7	5/30/14 vs. CAR
Zach Zaneski	7	5/3/11 @ POT
Tyler Flowers	7	6/20/08 @ LYN
Zach Cone	6	4/23/14 @ FRE
Joey Gallo	6	4/23/14 @ FRE
Edwin Garcia	6	6/9/12 @ CAR
Troy Cameron	6	5/29/01 @ SAL

	<u>WALKS</u>	
Chesny Young	4	9/1/15 @ POT
Billy McKinney	4	5/7/15 vs. SAL
Odubel Herrera	4	5/28/14 @ POT
Odubel Herrera	4	4/23/14 @ FRE
Nick Williams	4	4/11/14 @ SAL
Kellin Deglan	4	4/21/13 @ CAR
Mycal Jones	4	8/12/10 vs. FRE
Michael Rozema	4	8/10/05 vs. KIN
Cory Aldridge	4	7/31/00 vs. POT

	<u>STRIKEOUTS</u>	
Gerry Rodriguez	6	5/1/10 vs. FRE
Elvis Andrus	5	6/15/07 vs. KIN
Matt Esquivel	5	5/5/05 @ SAL
Ardley Jansen	5	5/18/05 @ FRE
Gregor Blanco	5	7/20/03 vs. FRE

	<u>STOLEN BASES</u>	
Junior Brignac	4	8/12/00 @ WIL
17 times	3	

	<u>CAUGHT STEALING</u>	
Many times	2	

## SINGLE GAME PITCHING RECORDS

Innings Pitched (Starter)

Luis Parra	9.0	5/12/14 vs. W-S
Kyle Hendricks	9.0	6/27/12 @ LYN
Richard Sullivan	9.0	5/27/09 vs. W-S
James Parr	9.0	5/17/07 @ WIL
Luis Atilano	9.0	6/22/06 @ SAL
Chris Waters	9.0	7/7/02 vs. WIL
Roman Colon	9.0	6/2/02 vs. FRE
Daniel Curtis	9.0	5/7/02 vs. W-S
Daniel Curtis	9.0	4/15/02 vs. W-S
Nathan Kent	9.0	7/14/00 vs. SAL
Nathan Kent	9.0	8/13/00 @ WIL
Christian Parra	9.0	8/31/00 vs. SAL

Innings Pitched (Reliever)

Jacob Thompson	7.0	7/2/09 vs. SAL
Jung Bong	7.0	8/24/00 @ KIN
Jason Flach	6.2	6/27/99 @ SAL
Cole Rohrbough	6.1	7/23/09 vs. W-S
Jacob Thompson	6.1	7/19/09 vs. W-S

Hits Allowed

Kelvin Villa	14	6/7/06 vs. LYN
Daury Torrez	13	6/15/15 @ W-S
Ryan Bores	13	8/16/14 @ SAL
Randol Rojas	13	7/21/12 @ POT
Nick Tepesch	13	5/12/12 vs. SAL
James Parr	13	5/2/06 @ SAL
Jake Stinnett	12	6/2/16 at SAL
Nick McBride	12	8/22/13 vs. SAL
Zeke Spruill	12	8/28/10 @ W-S
Julio Teheran	12	6/28/10 @ LYN
Zeke Spruill	12	4/16/10 @ SAL
Luis Atilano	12	5/12/06 @ POT
Chris Waters	12	8/11/05 vs. KIN
Roman Colon	12	7/5/02 @ POT
Erich Uelmen	12	7/18/18 @ CAR
Jose Paulino	12	4/12/18 vs. POT
<b>Paul Richan</b>	<b>12</b>	<b>4/26/19 vs. SAL</b>

Runs Allowed

Luis Parra	11	7/19/14 vs. CAR
<b>Erling Moreno</b>	<b>12</b>	<b>4/8/19 @ DE</b>
Ryan Bores	10	8/16/14 at SAL
Cole Rohrbough	10	6/2/09 @ W-S
James Parr	10	5/27/06 vs. WIL
Jose Paulino	10	5/20/18 @ FRED
Jose Paulino	10	7/6/18 at BC

Earned Runs Allowed

Luis Parra	11	7/19/14 vs. CAR
------------	----	-----------------

<b>Erling Moreno</b>	<b>12</b>	<b>4/8/19 @ DE</b>
Ryan Bores	10	8/16/14 at SAL
Cole Rohrbough	10	6/2/09 @ W-S
Jose Paulino	10	7/6/18 @ BC
Matt Crim	9	7/4/10 vs. SAL
Zeke Spruill	9	4/16/10 @ SAL
Jeff Lyman	9	8/1/07 @ KIN
James Parr	9	5/27/06 vs. WIL
Luis Atilano	9	5/18/06 @ WIL
James Parr	9	5/2/06 @ SAL
Jake Stevens	9	9/5/05 vs. KIN
Blaine Boyer	9	6/3/04 @ POT
Zachery Frachiseur	9	6/18/99 @ W-S

Home Runs Allowed

Ryan Kellogg	5	5/17/17 vs. BC
Deunte Heath	4	7/25/07 vs. FRE
Stephen Russell	4	8/22/06 @ WIL
Daniel Curtis	4	6/23/02 @ LYN

Walks Allowed

Carlos Sencion	8	6/25/07 @ LYN
Tony Pierce	8	5/14/00 @ POT
Derrick Lewis	8	7/4/99 @ KIN

Strikeouts

Julio Teheran	14	5/31/10 @ FRE
Kyle Davies	14	6/12/04 @ KIN
Thomas Hatch	13	5/28/17 @ CAR
Joe Wieland	13	5/4/11 @ POT
Tommy Hanson	13	4/4/08 @ WIL
11 times	12	

Wild Pitches

Ryan Harvey	4	4/15/14 vs. POT
Jason Richardson	4	8/29/04 @ FRE
Matt Wright	4	6/6/03 @ KIN

Balks

Abel De Los Santos	2	8/24/14 at LYN
Alexander Claudio	2	6/14/14 at FRE
Nick Martinez	2	4/26/13 vs. POT
Jake Stevens	2	4/17/05 vs. POT
Cole Rohrbough	2	8/31/08 vs. KIN
Cole Rohrbough	2	8/21/08 @ W-S
<b>Chad Hockin</b>	<b>2</b>	<b>7/21/19 vs. SAL</b>



# STREAKS AND FEATS

Most consecutive games with a hit .....  
 22 (Odubel Herrera, May 6-June 1, 2012)  
 20 (J.C. Holt, August 2-August 23, 2006)  
 18 (Zach Zaneski, June 12-July 22, 2011)  
 18 (Travis Jones, June 28-July 19, 2008)  
 18 (Willie Cabrera, May 31-June 17, 2008)  
 18 (Roberto Alvarez, June 27-July, 2007)  
 18 (Martin Prado, April 24-May 13, 2005)  
 17 (Rougned Odor, July 7-July 25, 2013)  
 17 (Marcus Giles, August 25-September 12, 1999)

Most consecutive multi-hit games .....  
 8 (Jared Bolden, July 11-July 20, 2011)  
 6 (Jordan Schafer, August 28-September 2, 2007)  
 6 (Eric Campbell, June 17-June 25, 2007)  
 6 (Matt Young, May 27-June 1, 2007)  
 6 (Carlos Duran, June 11-June 17, 2004)

Most consecutive games reaching base (since 2009).....  
 44 (Chesny Young, June 6-July 25, 2015)\*\**Carolina League Record*\*\*  
 31 (Ryan Strausborger, May 19-June 24, 2011)  
 28 (Chesny Young, August 6-end of 2015 season)  
 28 (Odubel Herrera, May 6-June 6, 2016)  
 27 (David Bote, August 4-end of 2016 season)

Most consecutive games with a run scored .....  
 12 (Ernesto Mejia, May 24-June 4, 2008)  
 10 (Willie Cabrera, July 6-July 19, 2008)  
 9 (David Bote, August 20-30, 2016)  
 9 (Nick Williams, June 3-June 30, 2014)  
 9 (Joe Maloney, June 9-June 21, 2013)  
 9 (Leury Garcia, June 14-June 27, 2011)  
 9 (Eric Campbell, June 13-June 25, 2007)  
 8 (Gleyber Torres, April 16-23, 2016)  
 8 (Chris Garia, June 26-July 4, 2014)  
 8 (Chris Garia, May 23-May 31, 2014)  
 8 (Mitch Hilligoss, June 16-June 27, 2011)  
 8 (Mycal Jones, August 8-August 14, 2010)  
 8 (Isaiah Ka'aihue, May 26-June 2, 2007)  
 8 (Isaiah Ka'aihue, August 9-August 15, 2006)  
 8 (Brandon Jones, May 30-June 6, 2006)

Most consecutive games with a double .....  
 6 (Andy Marte, May 14-May 22, 2003)  
 5 (Travis Wilson, August 17-August 22, 2000)

Most consecutive games with a triple.....  
 3 (Cole Miles, May 7-9, 2010)  
 2 (Pin-Chieh Chen, August 15-August 16, 2015)  
 2 (Drew Robinson, August 27-August 29, 2013)  
 2 (Luis Sumoza, July 1-2, 2010)  
 2 (Gregor Blanco, August 20-August 21, 2004)  
 2 (Jeffrey Spencer, August 24-August 25, 1999)

Most consecutive games with a home run.....  
 4 (Isaiah Ka'aihue, August 11-August 14, 2006)



	3 (Gioskar Amaya, June 11-13, 2016)
	3 (Kellin Deglan, May 4-May 7, 2013)
	3 (Cody Johnson, April 9-April 11, 2009)
	3 (Cody Johnson, April 28-May 1, 2009)
	3 (Ernesto Mejia, June 14-June 17, 2008)
	3 (Eric Campbell, June 5-June 7, 2008)
	3 (Isaiah Ka'aihue, July 27-July 29, 2006)
Most consecutive games with an RBI .....	
	12 (Donell Linares, May 21-June 2, 2009)
	9 (Isaiah Ka'aihue, June 2-June 12, 2007)
	8 (Billy McKinney, May 3-May 9, 2015)
	8 (Jorge Alfaro, June 23-July 1, 2014)
	8 (Hanser Alberto, August 2-August 10, 2012)
	8 (Curt Fiore, June 22-June 29, 2001)
	8 (Travis Wilson, May 14-May 21, 2000)
	7 (Ian Happ, June 1-7, 2016)
	7 (Yasiel Balaguert, July 18-25, 2016)
	7 (Nick Williams, May 8-May 16, 2014)
Most consecutive multi-RBI games .....	
	4 (Marcus Giles, July 24-July 27, 1999)
	3 (Gleyber Torres, May 13-15, 2016)
	3 (Yasiel Balaguert, July 18-21, 2016)
	3 (Billy McKinney, May 3-May 5, 2015)
	3 (Ben Carhart, April 18-April 23, 2015)
	3 (Ryan Cordell, August 25-August 27, 2014)
	3 (Jared Bolden, July 16-July 19, 2011)
	3 (Dan Nelson, June 26-28, 2010)
Most consecutive games with a walk .....	
	11 (Jason Vosler, August 4-August 15, 2015)
	9 (Vinny DiFazio, April 14-April 30, 2011)
	8 (Preston Beck, June 22-June 29, 2014)
	8 (Joey Gallo, May 17-May 25, 2014)
	8 (Tyler Flowers, July 26-August 5, 2008)
Most consecutive games with a strikeout .....	
	20 (Cody Johnson, July 20-August 16, 2009)
	19 (Wladimir Galindo, June 6-June 27, 2018)
	17 (Scott Schade, April 27-May 18, 2005)
	16 (Carlos Guzman, May 19-June 18, 2005)
	15 (Gleyber Torres, April 7-22, 2016)
	15 (Cody Johnson, April 9-April 23, 2009)
Most consecutive games with a stolen base .....	
	5 (J.C. Holt, April 28-May 14, 2006)
	4 (Jeffrey Baez, April 11-15, 2016)
	4 (Quentin Davis, May 4-May 7, 2007)
	4 (Carl Loadenthal, August 19-August 23, 2006)
	4 (Gregor Blanco, June 11-June 15, 2003)
	<b>4 (Zach Davis, May 5-May 9, 2019)</b>
Most consecutive games caught stealing .....	
	3 (Josh Burrus, June 13-15, 2005)
Most consecutive games committing an error .....	
	4 (Jordan Kreke, August 19-21, 2010)
	4 (Samuel Sime, June 17-19, 2010)



4 (Jesus Sucre, May 19-28, 2010)  
4 (Robert Marcial, August 8-August 13, 2009)

Most consecutive days without a game .....612 days (Sept. 1 2019-May 4 2021)

No-Hitter (9 innings).....  
Nick Tepesch (7.1 IP) & Jimmy Reyes (1.2 IP ), May 19, 2012 at Wilmington

No-Hitter (non-9 innings) .....  
Tim Spooneybarger (1.0 IP) & Christian Parra (6.0 IP), July 23, 2000 at Frederick

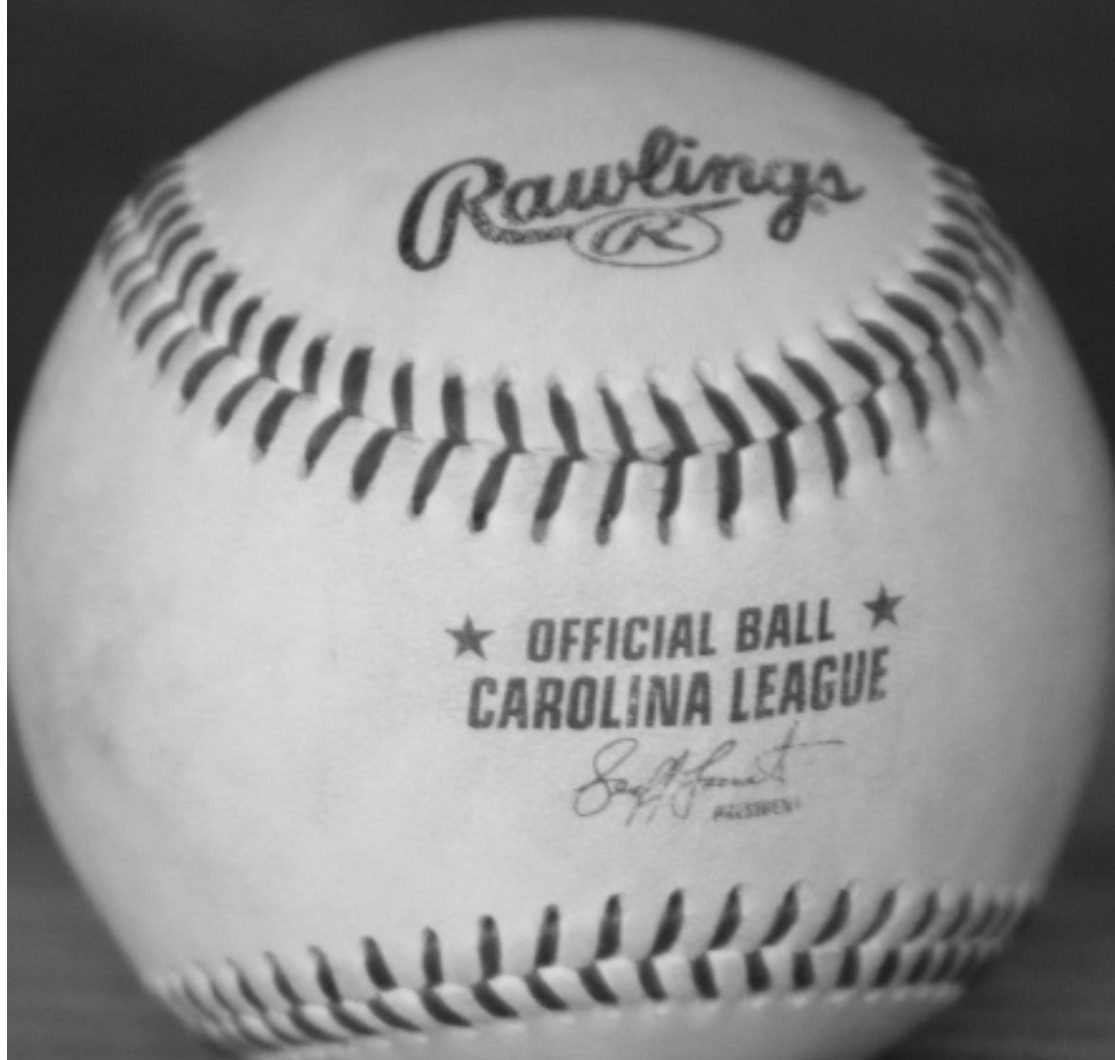
Hitting for the cycle .....  
Jerrod Wong, June 6, 1999 at Lynchburg (5-6, 2 2B, 3B, HR, 4 R, 4 RBI)

Hitting a grand slam.....

**Miguel Amaya**..... **June 29, 2019 (off of Austin Hanson of Fayetteville)**  
**D.J. Wilson**..... **June 27, 2019 (off of Humberto Castellanos of Fayetteville)**  
Tyler Alamo (walk-off)..... May 29, 2018 (off of Mike Morrison of Winston-Salem)  
Andruw Monasterio..... July 31st, 2018 (off of Joe Palumbo of Down East)  
Jesse Hodges..... July 18, 2017 (off of Justin Ferrell of Buies Creek)  
Eloy Jimenez..... May 25, 2017 (off of Luis Martinez of Winston-Salem)  
Yasiel Balaguert..... May 18, 2016 (off of Thad Lowry of Winston-Salem)  
Cael Brockmeyer..... July 21, 2015 (off of Kevin McAvoy of Salem)  
Ryan Cordell..... August 30, 2014 (off of Alex Wilson of Lynchburg)  
Lewis Brinson..... July 30, 2014 (off of Khayyan Norfolk of Potomac)  
Hanser Alberto..... June 19, 2014 (off of Luis Santos of Wilmington)  
Joey Gallo..... May 30, 2014 (off of Clayton Cook of Carolina)  
Preston Beck..... April 17, 2014 (off of Travis Henke of Potomac)  
Trevor Adams..... August 13, 2013 (off of Gene Escat of Frederick)  
Preston Beck..... August 5, 2013 (off of Zach Clark of Frederick)  
Zach Zaneski..... May 3, 2011 (off of Mitchell Clegg of Potomac)  
Samuel Sime..... August 2, 2010 (off of Brian Grening of Kinston)  
Matt Kennelly..... May 4, 2010 (off of Jesse Estrada of Potomac)  
Gerardo Avila..... April 9, 2010 (off of Tim Melville of Wilmington)  
Donell Linares..... August 30, 2009 (off of Brett Jacobson of Frederick)  
Cody Johnson..... July 2, 2009 (off of Casey Kelly of Salem)  
Tyler Flowers..... July 9, 2008 (off of Jason Dominguez of Salem)  
Eric Campbell..... June 20, 2008 (off of Daniel Mosokos of Lynchburg)  
Jon Mark Owings..... June 2, 2008 (off of Isreal Chirino of Winston-Salem)  
Tyler Flowers..... April 20, 2008 (off of Jeanmar Gomez of Kinston)  
Isaiah Ka'aihue..... June 20, 2007 (off of David Hernandez of Frederick)  
Roberto Alvarez..... May 31, 2007 (off of Ryan Ouellette of Frederick)  
Quentin Davis..... May 13, 2007 (off of David Hernandez of Frederick)  
Clint Sammons..... August 26, 2006 (off of Manny Basilio of Frederick)  
Mark Jurich..... August 18, 2006 (off of Trent Baysinger of Frederick)  
Diory Hernandez..... July 30, 2006 (off of Kyle Bloom of Lynchburg)  
Matt Young..... May 28, 2006 (off of Mathew Goodson of Wilmington)  
Jarrod Saltalamacchia..... August 5, 2005 (off of Jonathan Beltre of Salem)  
Gregor Blanco..... August 27, 2004 (off of Terry Caughey of Frederick)  
Ben Thomas..... May 7, 2004 (off of Nic Gravelle of Lynchburg)  
Adam LaRoche..... April 19, 2002 (off of Carlos De La Cruz of Kinston)  
Jeff Rodriguez..... August 9, 2001 (off of Greg Dukeman of Lynchburg)  
Mark Mortimer..... July 27, 2001 (off of Ryan Price of Salem)  
Wilson Betemit..... June 15, 2001 (off of Terry Plank of Frederick)  
Jaeme Leal..... June 3, 2001 (off of Eric Fisher of Winston-Salem)  
Troy Cameron..... May 29, 2001 (off of Ryan Price of Salem)  
Jeff Rodriguez..... May 24, 2001 (off of Mike Spiegel of Kinston)  
Adam LaRoche..... April 7, 2001 (off of Jeff Bajenaru of Winston-Salem)  
Alfredo Castro..... August 25, 2000 (off of Ryan Price of Salem)  
Ryan Langerhans..... May 20, 2000 (off of Matt Achilles of Frederick)  
A.J. Zapp..... April 14, 2000 (off of Dean Brueggemann of Salem)  
Jarrod Wong..... September 3, 1999 (off of Rick Gonzales of Potomac)  
Ryan Lehr..... August 26, 1999 (off of Kai Freeman of Winston-Salem)







Beginning in 2021, the Myrtle Beach Pelicans will join 11 other teams and compete in the newly formed Low-A East. The move is a part of Major League Baseball's installment of the "Professional Development League" which will create a new look for Minor League Baseball. The Pelicans competed in the Carolina League since their founding in 1999. The league ran from 1945-2020.



[MyrtleBeachPelicans.com](http://MyrtleBeachPelicans.com)

**Low-A East**  
2021 Season



## MINOR LEAGUE BASEBALL

9550 16th St North  
 St. Petersburg, FL 33716  
 Phone: (336) 691-9030 Fax: (336) 464-2737  
 Email: [communications@MiLB.com](mailto:communications@MiLB.com)  
 Website: [www.MiLB.com](http://www.MiLB.com)

### LEAGUE FRONT OFFICE

DIRECTOR, HUMAN RESOURCES ..... Tara Thornton  
 SENIOR VP, BASEBALL & BUSINESS OPERATIONS ..... Tim Brunswick  
 SENIOR DIRECTOR, COMMUNICATION ..... Jeff Lantz  
 SENIOR VP, DIGITAL STRATEGY & BUSINESS DEVELOPMENT ..... Katie Davison

### LOW-A EAST

#### CENTRAL DIVISION



*Down East Wood Ducks*



#### NORTH DIVISION



#### SOUTH DIVISION



Graphic credit:  
WFIR



Years of Operation .....	2021-Pres.
Schedule .....	120 Games
Opening Date .....	May 4, 2021
Closing Date.....	September 19, 2021
League Statistician .....	MLB Advanced Media, L.P. 75 Ninth Avenue, 5th Floor, New York, NY 10011

FORMER CAROLINA LEAGUE INFO

Years of Operation .....	1945-2020
Schedule .....	140 games

Roster Limit .....	25 active, 35 under control
Playoff Format .....	Winners of each half from each division qualify for the postseason

- Divisional Playoffs:  
Champions from each half in either division play a best-of-5 Divisional Series
- Mills Cup Championship:  
Divisional Series winners play best-of-5 series
- Wild Card  
In the event the same team wins both half championships, a wild-card team qualifies for the postseason based on best second-half record behind the first-place finisher

# ALL-TIME LEAGUE CLUB NICKNAMES

## Augusta

Macon Peaches..... 1980-1982  
Macon Redbirds..... 1983  
Macon Pirates..... 1984-1987  
Augusta Pirates..... 1988-1993  
Augusta GreenJackets. 1994-present.

## Carolina

Mudcats .....2012-present

## Charleston

Royals..... 1980-1984  
Rainbows ..... 1985-1993  
RiverDogs..... 1994-present

## Columbia

Savannah Cardinals..... 1984-1995  
Savannah Sand Gnats . 1996-2015  
Fireflies .....2016-present

## Delmarva

Sumter Flyers ..... 1991  
Albany Polecats..... 1992-1995  
Shorebirds.....1996-present

## Fayetteville/Buies Creek/Fayetteville

Athletics ..... 1950-52  
Highlanders..... 1953-56  
Astros..... 2017-18  
Woodpeckers .....2019-present

## Fredericksburg

Nationals.....2020-present

## Kannapolis

Cannon Ballers.....2020-present

## Kinston/Down East

Eagles ..... 1956-57, 62-72, 78-81, 86  
Expos ..... 1974  
Blue Jays ..... 1982-85  
Indians ..... 1987-2011  
Wood Ducks.....2017-present

## Lynchburg

White Sox..... 1966-69  
Twins..... 1970-74  
Rangers ..... 1975  
Mets..... 1976-87  
Red Sox ..... 1988-94  
Hillcats .....1995-present

## Myrtle Beach

Pelicans .....1999-present

## Salem

Rebels .....1968-71  
Pirates .....1972-79  
Redbirds..... 1980-86  
Buccaneers..... 1987-94  
Avalanche ..... 1995-2008  
Red Sox .....2009-present

## 2021 Low-A East Umpires

### Service Time

Joseph Belangia III ..... 4 years  
Matthew Blackborrow ..... 3 years  
Jesse Bush ..... 3 years  
Steven Craze ..... 4 years  
Kenneth Cullipher ..... 3 years  
Ethan Gorsak ..... 4 years  
Macon Hammond .....1 year  
Tre Jester ..... 4 years  
Jarred Moehlmann ..... 3 years  
Christian Roemer ..... 4 years  
Ryne Sigmon ..... 4 years  
Zdenek Zidek ..... 3 years



## LOW-A EAST QUICK REFERENCE GUIDE

### DELMARVA SHOREBIRDS

6400 Hobbs Rd  
Salisbury, MD 21804  
Ph: (410) 219-3112  
Fax: (410) 219-9164  
**Media Contact:**  
Sam Jellinek  
(215) 450-4049  
UPDATE EMAIL



### LYNCHBURG HILLCATS

3180 Fort Avenue  
Lynchburg, VA 24501  
Ph: (434) 528-1144  
Fax: (434) 846-0768  
**Media Contact:**  
Maura Sheridan  
(802) 922-0924  
MSheridan@Lynchburg-Hillcats.com



### FREDERICKSBURG NATIONALS

601 Caroline St. 1st Floor,  
Fredericksburg, VA 22401  
Ph: (540) 858-4242  
Fax: (540) 858-4242  
**Media Contact:**  
Erik Bremer  
(540) 858-4242  
Ebremmer@Frednats.com



### SALEM RED SOX

1004 Texas Street  
Salem, VA 24153  
Ph: (540) 389-3333  
Fax: (540) 389-9710  
**Media Contact:**  
TBD  
(540) 389-3333  
mnewman@salemsox.com



### KANNAPOLIS CANNON BALLERS

250 W B St.  
Kannapolis, NC 28081  
Ph: (704) 932-3267  
Fax: (704) 938-7040  
**Media Contact:**  
Trevor Wilt  
(704) 932-3267  
twilt@kcballers.com



### CHARLESTON RIVERDOGS

360 Fishburne St.  
Charleston, SC 29403  
Ph: (843) 723-7241  
Fax: (843) 723-2641  
**Media Contact:**  
Jason Kempf  
(920) 960-6919  
jkempf@riverdogs.com



### FAYETTEVILLE WOODPECKERS

225 Ray Ave Suite 165, Fayetteville,  
N.C., 28301  
Ph: (910) 339-1989  
**Media Contact:**  
Victoria Huggins  
(910) 339-1989  
vhuggins@astros.com



### CAROLINA MUDCATS

1501 NC Highway 39, PO Drawer 1218  
Zebulon, NC 27597  
Ph: (919) 269-2287  
Fax: (919) 269-4910  
**Media Contact:**  
Greg Young  
(919) 269-2287  
mudcatsradio@GoMudcats.com



### DOWN EAST WOOD DUCKS

400 East Grainger Avenue  
Kinston, NC 28501  
Ph: (252) 686-5154  
Fax: (252) 686-5168  
**Media Contact:**  
Matt Davis  
(973)-954-8588  
MDavis@woodducksbaseball.com



*Down East Wood Ducks*

### MYRTLE BEACH PELICANS

1251 21st Avenue North  
Myrtle Beach, SC 29577  
Ph: (843) 918-6080  
Fax: (843) 918-6029  
**Media Contact:**  
Sam Weiderhaft  
(317) 430-3102  
Media@MyrtleBeachPelicans.com



### AUGUSTA GREENJACKETS

187 Railroad Ave  
North Augusta, SC 29841  
Phone: (803) 349-9467  
Fax: (803) 349-9434  
**Media Contact:**  
TBD



### COLUMBIA FIREFLIES

1640 Freed St.  
Columbia, SC 29201  
Phone: (803) 726-4487  
Fax: (803) 726-3126  
**Media Contact:** John Kocsis Jr.  
(803) 888-3040  
jkocsis@columbiapfireflies.com



# AUGUSTA GREENJACKETS

## ATLANTA BRAVES

187 Railroad Ave  
North Augusta, SC 29841  
Phone: (803)-349-9467  
Website: milb.com/augusta



### TEAM INFORMATION & PERSONNEL

President .....	Jeff Eiseman
Vice President.....	Tom Denlinger
Radio broadcaster .....	Rylan Kobre
Manager .....	Michael Saunders
Pitching Coach .....	Elvin Nina
Hitting Coach .....	Mike Bard
Coach.....	Myles Schroder
Affiliation .....	Atlanta Braves (2021)
History in Low-A East.....	2021-Present
Ballpark.....	SRP Park (cap. 4,782)
Field dimensions.....	LF-330, CF-395, RF-318
Last playoff appearance...2019 (lost South Atlantic League semi-finals)	

Distance from Myrtle Beach to Augusta.....	224 miles
Furthest trip from Augusta.....	Delmarva (591 miles)

### PELICANS vs. AUGUSTA SERIES HISTORY

Games played .....	0
Season Series Record.....	0-0
All-Time Record .....	0-0
Winning % .....	.000
2019 vs. Augusta .....	N/A
Best record vs. Augusta .....	N/A
Worst record vs. Augusta .....	N/A

### PELICANS vs. GREENJACKETS 2021 SEASON SERIES

#### At Myrtle Beach

May 11 (Tues) .....	7:05
May 12 (Wed) .....	7:05
May 13 (Thurs) .....	7:05
May 14 (Fri) .....	7:05
May 15 (Sat) .....	6:05
May 16 (Sun) .....	6:05
September 14 (Tues) .....	7:05
September 15 (Wed) .....	7:05
September 16 (Thurs).....	7:05
September 17 (Fri).....	7:05
September 18 (Sat).....	6:05
September 19 (Sun).....	6:05

#### At Augusta

June 8 (Tues).....	7:05
June 9 (Wed).....	7:05
June 10 (Thurs).....	7:05
June 11 (Fri).....	7:05
June 12 (Sat).....	6:05
June 13 (Sun).....	2:05
July 6 (Tues).....	7:05
July 7 (Wed).....	7:05
July 8 (Thurs).....	7:05
July 9 (Fri).....	7:05
July 10 (Sat).....	6:05
July 11 (Sun).....	5:05
July 27 (Tues).....	7:05
July 28 (Wed).....	7:05
July 29 (Thurs).....	7:05
July 30 (Fri).....	7:05
July 31 (Sat).....	6:05
August 1 (Sun).....	5:05



# COLUMBIA FIREFLIES

## KANSAS CITY ROYALS

1640 Freed St  
Columbia, SC 29201  
Phone: (803)-726-4487  
Website: milb.com/columbia



### TEAM INFORMATION & PERSONNEL

President ..... John Katz  
Executive Vice President..... Brad Shank  
Radio broadcaster ..... John Kocsis Jr.

Manager ..... Brooks Conrad  
Pitching Coach ..... Carlos Martinez  
Hitting Coach ..... Jesus Azuaje  
Bench Coach ..... Glenn Hubbard

Affiliation ..... Kansas City Royals (2021)  
History in Low-A East..... 2021-Present

Ballpark.....Segra Park (cap. 9,007)  
Field dimensions..... LF-319, CF-400, RF-382  
Last playoff appearance..2008 (lost Southern League title)

Distance from Myrtle Beach to Columbia ..... 152 miles  
Furthest trip from Columbia..... Delmarva (638 miles)

### PELICANS vs. COLUMBIA SERIES HISTORY

Games played ..... 0  
Season Series Record.....0-0  
All-Time Record .....0-0  
Winning % ..... .000  
2019 vs. Columbia ..... N/A  
Best record vs. Columbia ..... N/A  
Worst record vs. Carolina ..... N/A

### PELICANS vs. FIREFLIES 2021 SEASON SERIES

#### At Myrtle Beach

June 1 (Tues)..... 7:05  
June 2 (Wed)..... 7:05  
June 3 (Thurs) ..... 7:05  
June 4 (Fri)..... 7:05  
June 5 (Sat)..... 6:05  
June 6 (Sun)..... 6:05

July 13 (Tues) ..... 7:05  
July 14 (Wed)..... 7:05  
July 15 (Thurs) ..... 7:05  
July 16 (Fri) ..... 7:05  
July 17 (Sat)..... 6:05  
July 18 (Sun) ..... 6:05

August 24 (Tues)..... 7:05  
August 25 (Wed)..... 7:05  
August 26 (Thurs) ..... 7:05  
August 27 (Fri) ..... 7:05  
August 28 (Sat)..... 6:05  
August 29 (Sun) ..... 6:05

#### At Columbia

June 22 (Tues)..... 7:05  
June 23 (Wed)..... 7:05  
June 24 (Thurs) ..... 7:05  
June 25 (Fri)..... 7:05  
June 26 (Sat)..... 6:35  
June 27 (Sun) ..... 5:05

August 3 (Tues)..... 7:05  
August 4 (Wed)..... 7:05  
August 5 (Thurs) ..... 7:05  
August 6 (Fri)..... 7:05  
August 7 (Sat)..... 6:35  
August 8 (Sun) ..... 5:05



# Down East Wood Ducks

## TEXAS RANGERS

400 E Grainger Ave  
Kinston, NC 28502  
Phone: (252) 686-5154  
Fax: (252) 686-5168  
Website: WoodDucksBaseball.com



*Down East Wood Ducks*



### TEAM INFORMATION & PERSONNEL

Ownership .....	Rangers Baseball Express
General Manager .....	Wade Howell
Radio broadcaster .....	Matt Davis
Flagship station .....	WRNS 960 AM
Manager .....	Carlos Cardoza
Pitching Coach .....	Jordan Tiegs
Hitting Coach .....	Eric Dorton
Affiliation .....	Texas Rangers (2017)
History in Low-A East .....	2021-Present
Carolina League titles .....	1 (2017*)
Ballpark .....	Grainger Stadium (cap. 4,100)
Field dimensions .....	LF-335, CF-395, RF-335
Last playoff appearance .....	2019 (Lost in SDCS)
2019 Record .....	87-52 (1st in Southern Div.)
2019 First half record .....	50-20 (1st in Southern Div.)
2019 Second half record .....	37-32 (2nd in Southern Div.)
2019 Attendance .....	110,619 / 1,651 (10th)
* Co-Mills Cup Champions with Lynchburg due to Hurricane Irma	
Pelicans hotel in Kinston .....	Mother Earth Motor Lodge 501 N Herritage St Kinston, NC 28501 Phone: (252) 520-2000

Distance from Myrtle Beach to Kinston..... 158 miles  
Furthest trip from Kinston..... Wilmington (565 miles)

### PELICANS vs. DOWN EAST SERIES HISTORY

Games played .....	68
Season Series Record .....	2-1
All-Time Record .....	35-33
Winning % .....	.514
2019 vs. Down East .....	4-13
Best record vs. Down East .....	15-9 (2018)
Worst record vs. Down East .....	4-13 (2019)

### PELICANS vs. WOOD DUCKS

#### 2021 SEASON SERIES

##### At Myrtle Beach

June 29 (Tues) .....	7:05
June 30 (Wed) .....	7:05
July 1 (Thurs) .....	7:05
July 2 (Fri) .....	7:05
July 3 (Sat) .....	7:05
July 4 (Sun) .....	7:05

##### At Down East

No Games Scheduled



# FAYETTEVILLE WOODPECKERS

## HOUSTON ASTROS

225 Ray Ave Suite 165, Fayetteville,  
N.C., 28301  
Phone: (910) 339-1989  
Website: [fayettevillewoodpeckers.com](http://fayettevillewoodpeckers.com)  
(Formerly Buies Creek Astros: '17-'18)



### TEAM INFORMATION & PERSONNEL

Ownership .....	Houston Astros
Media Relations Manager .....	Victoria Huggins
Flagship station.....	FayettevilleWoodPeckers.com
Manager .....	Ray Hernandez
Pitching Coach .....	Todd Naskedov
Hitting Coach .....	Sean Godfrey
Affiliation .....	Houston Astros (2017)
History in Low-A East .....	2021-Present
Carolina League titles .....	1 (2018)
Ballpark.....	Segra Stadium (cap. 4,786)
Field dimensions.....	LF-319, CF-400, RF-300
Last playoff appearance.....	2019
2019 Record .....	72-67 (3rd in Southern Div.)
2019 First half record .....	31-38 (4th in Southern Div.)
2019 Second half record.....	41-29 (1st in Southern Div.)
2019 Attendance .....	246,961/ 3,632 avg (4th)
Pelicans hotel .....	Fairfield by Marriott Fayetteville North 4249 Ramsey Street, Fayetteville, N.C. Phone: (910) 223-7867
Distance from Myrtle Beach to Fayetteville .....	118 miles
Furthest trip from Fayetteville.....	Wilmington (433 miles)

### PELICANS vs. FAYETTEVILLE SERIES HISTORY

Games played .....	71
Season Series Record.....	0-2-1
All-Time Record .....	28-43
Winning % .....	.394
2019 vs. Fayetteville .....	6-12
Best record vs. Fayetteville.....	13-13 (2017)
Worst record vs. Fayetteville.....	6-12 (2019)

### PELICANS vs. WOODPECKERS 2021 SEASON SERIES

#### At Myrtle Beach

No Games Scheduled

#### At Fayetteville

August 17 (Tues) .....	6:30
August 18 (Wed).....	6:30
August 19 (Thurs) .....	6:30
August 20 (Fri) .....	6:30
August 21 (Sat) .....	5:00
August 22 (Sun) .....	2:00



# CHARLESTON RIVERDOGS

## TAMPA BAY RAYS

360 Fishburne St  
Charleston, SC 29403  
Phone: (843) 723-7441  
Fax: (843) 723-2641  
Website: milb.com/charleston



### TEAM INFORMATION & PERSONNEL

Chairman .....	Marv Goldklang
President .....	Jeff Goldklang
General Manager.....	Dave Echols
Radio broadcasters.....	Jason Kempf
Manager .....	Blake Butera
Pitching Coach .....	Steve Watson
Hitting Coach .....	Wuarnner Rincones
Coach.....	Steve Smedley
Affiliation .....	Tampa Bay Rays (2021)
History in Low-A East.....	2021-Present
Ballpark.....	Joseph P. Riley Jr. Park (cap. 6,000)
Field dimensions.....	LF-305, CF-398, RF-337

Distance from Myrtle Beach to Charleston ..... 105 miles  
Furthest trip from Charleston..... Delmarva (575 miles)

### PELICANS vs. RIVERDOGS 2021 SEASON SERIES

#### At Myrtle Beach

June 15 (Tues).....	7:05
June 16 (Wed).....	7:05
June 17 (Thurs).....	7:05
June 18 (Fri).....	7:05
June 19 (Sat).....	6:05
June 20 (Sun).....	6:05
July 20 (Tues).....	7:05
July 21 (Wed).....	7:05
July 22 (Thurs).....	7:05
July 23 (Fri).....	7:05
July 24 (Sat).....	6:05
July 25 (Sun).....	6:05
August 10 (Tues).....	7:05
August 11 (Wed).....	7:05
August 12 (Thurs).....	7:05
August 13 (Fri).....	7:05
August 14 (Sat).....	6:05
August 15 (Sun).....	6:05

#### At Charleston

May 4 (Tues).....	7:05
May 5 (Wed).....	12:05
May 6 (Thurs).....	7:05
May 7 (Fri).....	7:05
May 8 (Sat).....	6:05
May 9 (Sun).....	5:05
September 7 (Tues).....	7:05
September 8 (Wed).....	7:05
September 9 (Thurs).....	7:05
September 10 (Fri).....	7:05
September 11 (Sat).....	6:05
September 12 (Sun).....	5:05

### PELICANS vs. CHARLESTON SERIES HISTORY

Games played .....	0
Season Series Record.....	0-0
All-Time Record .....	0-0
Winning % .....	.000
2019 vs. Charleston .....	N/A
Best record vs. Charleston.....	N/A
Worst record vs. Charleston .....	N/A

# LYNCBURG HILLCATS

## CLEVELAND INDIANS

3180 Fort Avenue  
 Lynchburg, VA 24501  
 Phone: (434) 528-1144  
 Fax: (434) 846-0768  
 Website: Lynchburg-Hillcats.com



### TEAM INFORMATION & PERSONNEL

Ownership ..... Lynchburg Baseball Corporation  
 President/General Manager ..... Chris Jones  
 Radio broadcasters ..... Maura Sheridan  
 Flagship station ..... ESPN Radio 93.3 FM/1320 AM

Manager ..... Dennis Malave  
 Pitching Coach ..... Tony Arnold  
 Hitting Coach ..... Chris Smith  
 Bench Coach ..... Juan De La Cruz

Affiliation ..... Cleveland Indians (2015)  
 History in Low-A East ..... 2021-Present  
 Carolina League titles .... 5 (1997, 2002, 2009, 2012, 2017)  
 Ballpark: Calvin Falwell Field at Lynchburg City Stadium (cap. 4,281)  
 Field dimensions ..... LF-325, CF-390, RF-325  
 Last playoff appearance ..... 2017 (Mills Cup co-Champs)  
 2019 Record ..... 62-73 (4th in Northern Div.)  
 2019 First half record ..... 32-35 (2nd in Northern Div.)  
 2019 Second half record ..... 30-38 (1st in Northern Div.)  
 2019 Attendance ..... 117,029 / 1,858 avg (9th)

\* Co-Mills Cup Champions with Lynchburg due to Hurricane Irma

Pelicans hotel in Lynchburg ..... LaQuinta  
 3320 Candler Mountain Rd.  
 Lynchburg, VA 24502  
 Phone: (434) 847-8655

Distance from Myrtle Beach to Lynchburg ..... 300 miles  
 Furthest trip from Lynchburg ..... Myrtle Beach (397 miles)

### PELICANS vs. HILLCATS 2020 SEASON SERIES

#### At Myrtle Beach

September 1 (Tues) ..... 7:05  
 September 2 (Wed) ..... 7:05  
 September 3 (Thurs) ..... 7:05  
 September 4 (Fri) ..... 7:05  
 September 5 (Sat) ..... 6:05  
 September 6 (Sun) ..... 7:05

#### At Lynchburg

May 18 (Tues) ..... 6:30  
 May 19 (Wed) ..... 6:30  
 May 20 (Thurs) ..... 6:30  
 May 21 (Fri) ..... 6:30  
 May 22 (Sat) ..... 6:30  
 May 23 (Sun) ..... 3:00

### PELICANS vs. LYNCHBURG SERIES HISTORY

Games played ..... 395  
 Season Series Record ..... 11-9-1  
 All-Time Record ..... 213-189  
 Winning % ..... .529  
 2019 vs. Lynchburg ..... 8-9  
 Best record vs. Lynchburg ..... 14-6 (2004)  
 Worst record vs. Lynchburg ..... 7-13 (2003)



# SALEM RED SOX

## BOSTON RED SOX

1004 Texas Street  
Salem, VA 24153  
Phone: (540) 389-3333  
Fax: (540) 389-9710  
Website: SalemSox.com



### TEAM INFORMATION & PERSONNEL

Ownership .....Fenway Sports Group  
General Manager.....Allen Lawrence  
VP of Ticket Sales..... Blair Hoke

Manager ..... Iggy Suarez  
Pitching Coach .....Bob Kipper  
Hitting Coach ..... Nate Spears  
Coach..... John Shelby

Affiliation ..... Boston Red Sox (2009)  
History in Low-A East..... 2021-Pres.  
Carolina League titles ..... 1 as Red Sox: 2013 (5 in Salem)  
Ballpark.....LewisGale Field (cap. 6,300)  
Field dimensions..... LF-325, CF-401, RF-325  
Last playoff appearance..... 2016 (Lost in SDOS)  
2019 Record ..... 67-70 (3rd in Northern Div.)  
2019 First half record ..... 25-42 (5th in Northern Div.)  
2019 Second half record.....42-28 (1st in Northern Div.)  
2019 Attendance ..... 171,866 / 2,565 avg (8th)

Pelicans hotel in Salem.. Comfort Suites Inn at Ridgewood Farm  
2898 Keagy Rd.  
Salem, VA 24153  
Phone: (540) 375-4800  
Fax: (540) 302-0097

Distance from Myrtle Beach to Salem..... 298 miles

### PELICANS vs. RED SOX 2020 SEASON SERIES

#### At Myrtle Beach

No Games Scheduled

#### At Salem

May 25 (Tues) ..... 7:05  
May 26 (Wed) ..... 7:05  
May 27 (Thurs) ..... 7:05  
May 28 (Fri) ..... 7:05  
May 29 (Sat) ..... 6:05  
May 30 (Sun) ..... 4:05

### PELICANS vs. SALEM SERIES HISTORY

Games played .....384  
Season Series Record..... 9-9-3  
All-Time Record ..... 193-191  
Winning % ..... .502  
2019 vs. Salem..... 7-11  
Best record vs. Salem ..... 5-1 (2018)  
Worst record vs. Salem ..... 5-15 (2010)





Adbert Alzolay made his major league debut for the Cubs in 2019. Alzolay spent 2017 and made one start in 2019 with the Pelicans. In 2017, Alzolay was 7-1, with a 2.98 ERA in 15 starts with Myrtle Beach. In his debut on June 20, 2019, Alzolay received a standing ovation from the Wrigley Field crowd after tossing four innings and allowing just one run on one hit while striking out five.



[MyrtleBeachPelicans.com](http://MyrtleBeachPelicans.com)

**Chicago Cubs**  
2021 Season

# CHICAGO CUBS DIRECTORY

## CHICAGO CUBS<sup>TM</sup> FRONT OFFICE

Wrigley Field  
1060 West Addison Street  
Chicago, IL 60613-4397  
Office: (773) 404-2827  
[www.cubs.com](http://www.cubs.com)

### BOARD OF DIRECTORS

Chairman .....	Tom Ricketts
Board of Directors .....	Laura Ricketts
Board of Directors .....	Pete Ricketts
Board of Directors .....	Todd Ricketts

### BASEBALL OPERATIONS

President, Baseball Operations .....	Jed Hoyer
SVP, Player Personnel .....	Jason McLeod
Assistant General Manager .....	Randy Bush
Assistant General Manager .....	Jeff Greenber
VP, Special Projects .....	Jared Banner
Director, Major League Travel and Clubhouse Operations .....	Vijay Telchandani
Senior Advisor .....	Billy Williams
Director, Baseball Operations .....	Greg Davey
Assistant Director, Baseball Operations Administration and Strategic Initiatives .....	Meghan Jones
Coordinator, Major League Data and Development .....	Alex Smith
Assistant, Baseball Operations .....	Sam Abrams
Assistant, Baseball Operations .....	Jackson New-Smith

### PLAYER DEVELOPMENT AND AMATEUR SCOUTING

VP, Scouting .....	Dan Kantrovitz
VP, Player Development .....	Matt Dorey
Director, Player Development .....	Bobby Basham
Senior Director, International Player Development and Operations .....	Alex Suarez
VP, International Scouting .....	Louie Eljaou
Director, Pitching and Special Assistant to President/GM .....	Craig Breslow
Director, Hitting .....	Justin Stone
Assistant Director, Baseball Development .....	Jeremy Farrell
Director, Pro Scouting .....	Andrew Bassett
Pro Personnel Specialist .....	Nate Halm
Assistant Director, Run Production .....	James Adduci
Assistant Director, Run Prevention .....	Brad Mills
Coordinator, Major League Video/ Pacific Rim Liaison .....	Nao Masamoto
Coordinator, Minor League Administration .....	Allyson Darragh
Latin America Field Coordinator .....	Dave Keller
Outfield and Baserunning Coordinator .....	Doug Dascenzo
National Crosschecker .....	Ron Tostenson
Head of Minor League Strength and Conditioning and Performance Science .....	Cory Kennedy
Head of Sports Nutrition and Dietetic Services .....	Julia Long
Minor League Strength and Conditioning Coordinator .....	Doug Jarrow
Coordinator, Minor League Operations .....	Adam Unes
Assistant, International Scouting .....	Kenny Socorro
Director, Dominican Republic Scouting Operations/International Crosschecker .....	Glan Guzman
Coordinator, Dominican Republic Scouting .....	Miguel Diaz
Minor League Equipment Manager .....	Dana Noeltner
Manager, Mesa Baseball Administration .....	Gil Passarella
Analyst, Amateur Scouting Research and Development .....	Jasmine Horan
Coordinator, Amateur Scouting .....	Scott Munson
Assistant, Amateur Scouting .....	Ben Kullavanijaya

### MEDIA RELATIONS

Director, Media Relations .....	Jason Carr
Representative, Media Relations .....	William Nadal

### MEDICAL/TRAINING STAFF

Director, High Performance .....	Adam Beard
Team Physician .....	Stephen Adams, M.D.
Team Orthopedist .....	Stephen Grylto, M.D.
Major League Head Athletic Trainer .....	P.J. Mainville
Major League Assistant Athletic Trainers .....	Nick Frangella, Chuck Baughman
Strength and Conditioning Coach .....	Shane Wallen
Major League Assistant Strength & Conditioning Coach .....	Austin Smith

### CLUBHOUSE STAFF

Home Clubhouse Manager .....	Tom Hellmann
Assistant Manager, Home Clubhouse .....	Daniel Mueller
Home Clubhouse Assistant .....	Marco Herrera
Visiting Clubhouse Assistant Manager .....	Gary Stark

CHICAGO  
CUBS



# C HICAGO CUBS AFFILIATES AND MEDIA CONTACTS



## QUICK REFERENCE GUIDE

### IOWA CUBS

**Triple-A East**

**Midwest Division**

One Line Drive

Des Moines IA 50309

Phone: (515) 243-6111

Fax: (515) 243-5152



#### Media Contact:

Colin Connolly

(515) 280-2632

ColinC@iowacubs.com

### SOUTH BEND CUBS

**High-A Central**

**West Division**

501 W. South Street

South Bend, IN 46601

Phone: (574) 235-9988

Fax: (574) 235-9950



#### Media Contact:

Chris Hagstrom

(574) 235-9988 x 243

CHagstrom@southbendcubs.com

### TENNESSEE SMOKIES

**Double-A South**

**North Division**

3540 Line Drive

Kodak, TN 37764

Phone: (865) 286-2300

Fax: (865) 523-9913



#### Media Contact:

Leslie Soffa

tennesseesoffa@smokiesbaseball.com

### MYRTLE BEACH PELICANS

**Low-A East**

**South Division**

1251 21st Avenue North

Myrtle Beach, SC

29577

Ph: (843) 918-6002

Fax: (843) 918-6029



#### Media Contact:

Sam Weiderhaft

(317) 430-3102

Media@MyrtleBeachPelicans.com

# IOWA CUBS

## TRIPLE-A | PACIFIC COAST LEAGUE

Principal Park (cap. 11,500)  
One Line Drive  
Des Moines, IA 50309  
Phone: (515) 243-6111  
Fax: (515) 243-5152  
Website: IowaCubs.com



### TEAM INFORMATION & PERSONNEL

Chairman .....	Michael Gartner
President/General Manager .....	Sam Bernabe
Radio broadcaster .....	Alex Cohen
Flagship station.....	AM 940/104.5FM KPSZ
Manager .....	Marty Pevey
Pitching Coach .....	Ron Villone
Hitting Coaches.....	Desi Wilson
Trainers.....	Ed Halbur & Toby Williams
Affiliation History.....	Chicago Cubs (1969-Present)
History in the Pacific Coast League.....	1998-2020
History in Triple-A East .....	2021-Pres.
PCL Titles .....	None (1 in American Association: 1993)
Last playoff app.....	2008 (Lost to Oklahoma City in Semifinals)
Ballpark.....	Principal Park (cap. 11,500)
Field dimensions.....	LF-335, CF-400, RF-335
2019 Record (Result) .....	75-65 ( 1st in American Northern Div.)
2019 Attendance .....	489,173 / 7,526 avg (6th)

### 2019 STANDINGS PCL - American Northern Division

TEAM	W	L	PCT	GB
Iowa	75	65	.536	--
Memphis	69	71	.493	6.0
Nashville	66	72	.478	8.0
Omaha	59	80	.424	15.5

### 2019 PLAYOFFS

Lost in semifinals to Round Rock (3-2)

### 2019 TEAM LEADERS

#### OFFENSE

AVG: (min. 389 PA)	Phillip Evans .....	283
HR:	Trent Giambrone.....	23
RBI:	Trent Giambrone.....	66
RUNS:	Phillip Evans .....	79
HITS:	Phillip Evans .....	132
OBP: (min. 389 PA)	Phillip Evans .....	371
SLG: (min. 389 PA)	Phillip Evans .....	470
SB:	Trent Giambrone.....	17
G:	Phillip Evans .....	130

#### PITCHING

W:	Colin Rea .....	14
L:	Matt Swarmer .....	11
SV:	Dillon Maples.....	7
ERA: (min 116 IP)	Colin Rea .....	3.95
IP:	Matt Swarmer .....	151.1
SO:	Matt Swarmer .....	137
APP:	James Norwood .....	45

2002.

The Iowa Cubs have been the Tripe-A affiliate of the Chicago Cubs since 1981 and a member of the Pacific Coast League since 1998, until moving to the Triple-A East, Midwest Division in 2021. The Cubs play at Principal Park, located at the confluence of the Des Moines and Raccoon Rivers in downtown Des Moines.

The stadium seats 11,500 and annually welcomes over 500,000 fans for I-Cubs games and special events each year.

The I-Cubs have been honored with the Bob Freitas Award as the industry's top Triple-A club in 1992 and 2009, and the John H. Johnson President's trophy in

# TENNESSEE SMOKIES

## DOUBLE-A | SOUTHERN LEAGUE

Smokies Stadium (cap. 8,000)  
 3540 Line Drive  
 Kodak, TN 37764  
 Phone: (865) 286-2300  
 Fax: (865) 523-9913  
 Website: SmokiesBaseball.com



### TEAM INFORMATION & PERSONNEL

Ownership ..... Randy and Jenny Boyd  
 CEO ..... Doug Kirchhofer  
 President, COO ..... Chris Allen  
 Radio broadcaster ..... Mick Gillispie  
 Flagship station ..... Sports Radio WMNL  
 Manager ..... Mark Johnson  
 Pitching Coach ..... Jamie Vermilyea  
 Hitting Coach ..... Chad Allen

Affiliation History ..... Chicago Cubs (2007-Present)  
    Arizona Diamondback (2005-06)  
    St. Louis Cardinals (2003-04)  
    Toronto Blue Jays (1980-2002)  
    Chicago White Sox (1972-79)  
    Cincinnati Reds (1965-67)  
    Detroit Tigers (1959-64)  
    Baltimore Orioles (1956-58)  
    New York Giants (1940, 1948-52)  
    Brooklyn Dodgers (1937, 1941)  
    Pittsburgh Pirates (1938-39)  
    Boston Bees (1936)

History in Southern League ..... As Smokies: 1964-67, '93-'20  
 History in Double-A South ..... 2021-pres  
 SL Titles ..... 3 in SL (7 in franchise history)  
 Last playoff app. .... 2013

Ballpark ..... Smokies Stadium (cap. 6,000)  
 Field dimensions ..... LF-330, CF-400, RF-320

2019 Record (Result) ..... 58-81 (5th in Southern League North)

Based in Knoxville, Tennessee, the Smokies play in the Double-A South, North Division and have been an affiliate of the Chicago Cubs since 2007.

Tennessee reached the postseason in five of its first seven seasons as a Cubs affiliate, including finals appearances in 2009, 2010

### 2019 STANDINGS Southern League - North Division

TEAM	W	L	PCT	GB
Montgomery	88	50	.638	--
Jackson	78	57	.578	8.5
Birmingham	64	72	.471	23.0
Chattanooga	61	75	.449	26.0
Tennessee	58	81	.417	30.5

#### 2019 PLAYOFFS

Did not qualify for SL postseason

### 2019 TEAM LEADERS

#### OFFENSE

AVG: (min. 376 PA)	Vimael Machin.....	.294
HR:	Robel Garcia, Vimael Machin.....	6
RBI:	Vimael Machin.....	61
RUNS:	Roberto Caro.....	57
HITS:	Vimael Machin.....	124
OBP: (min. 389 PA)	Vimael Machin.....	.386
SLG: (min. 389 PA)	Vimael Machin.....	.403
SB:	Roberto Caro.....	31
G:	Jared Young.....	123

#### PITCHING

W:	Cory Abbott .....	8
L:	Thomas Hatch.....	10
SV:	Wyatt Short.....	9
ERA: (min 112 IP)	Cory Abbott .....	3.01
IP:	Cory Abbott .....	146.2
SO:	Cory Abbott .....	166
APP:	Jordan Minch.....	44

and 2011. Smokies Stadium (formerly Smokies Park) is located in the suburb of Kodak and seats up to 8,000 fans.

The team's nickname, "Smokies," refers to the Great Smoky Mountains that permeate the region.



# SOUTH BEND CUBS

## CLASS A | MIDWEST LEAGUE

Four Winds Field (cap. 5,000)  
501 W. South Street  
South Bend, IN 46601  
Phone: (574) 235-9988  
Fax: (574) 235-9950  
Website: SouthBendCubs.com



### TEAM INFORMATION & PERSONNEL

Ownership .....	Andrew Berlin
President .....	Joe Hart
Radio broadcaster .....	Darin Pritchett
Flagship station.....	96.1 FM / 960 AM WSBT
Manager .....	Michael Ryan
Pitching Coach .....	Tony Cougoule
Hitting Coach .....	Paul McNulty
Assistant Hitting Coach .....	Eric Patterson
Affiliation History.....	Chicago Cubs (2015 -Present)
	Arizona Diamondbacks (1997-2014)
	Chicago White Sox (1988-1996)
History in the Midwest League.....	1988-2020
History in High-A Central .....	2021-Pres.
MWL Titles .....	1989, '93, 2001*, 2005, 2019
	* Kane County led MWL Championship after Game One; series called due to terrorist attacks of Sept. 11, 2001
Last playoff app. ....	2019 (Won Midwest League Championship)
Ballpark.....	Four Winds Field (cap. 5,000 plus lawn seats)
Field dimensions.....	LF-336, CF-405, RF-336
2019 Record (Result) .....	76-61 (3rd in MWL East)
2019 Attendance .....	319,616 / 4, 770 avg (5th)

South Bend's affiliation with the Cubs started in 2015. The team has won three Midwest League titles, most recently in 2005, and has captured eight division titles since its inception as a Chicago White Sox affiliate in 1988. They joined the High-A Central, West Division in 2021.

The South Bend Cubs play at Four Winds Field, located in the heart of South Bend, Indiana. Since joining Chicago's farm system, South Bend has added and improved player development space and installed a natural grass playing field, making the facility one of the best in Minor

### 2019 STANDINGS MWL - Eastern Division

TEAM	W	L	PCT	GB
Great Lakes	81	55	.596	--
Bowling Green	81	58	.583	1.5
South Bend	76	61	.555	5.5
Lake County	74	64	.536	8.0
Lansing	68	71	.489	14.5
Fort Wayne	62	76	.449	20.0
Dayton	58	82	.414	25.0
West Michigan	49	90	.353	33.5

### 2019 PLAYOFFS

Won Midwest League Championship

### 2019 TEAM LEADERS

#### OFFENSE

AVG: (min. 376 PA)	Andy Weber .....	275
HR:	Cole Roederer .....	9
RBI:	Cole Roederer .....	60
RUNS:	Andy Weber .....	65
HITS:	Andy Weber .....	135
OBP: (min. 389 PA)	Andy Weber .....	338
SLG: (min. 389 PA)	Andy Weber .....	400
SB:	Cole Roederer .....	16
G:	Andy Weber .....	127

#### PITCHING

W:	Three players tied .....	8
L:	Faustino Carrera, Derek Casey .....	7
SV:	Ethan Roberts .....	9
ERA: (min 112 IP)	Faustino Carrera .....	3.62
IP:	Faustino Carrera .....	117.0
SO:	Faustino Carrera .....	105
APP:	Eugenio Palma .....	38

League Baseball.

The city derives its name by sitting on the southernmost bend of the St. Joseph River, and is also home to the University of Notre Dame.





# BASEBALL'S FUTURE **NOW**

**ONLY ON**  **MiLB.TV**

USE PROMO CODE  
**PELICANS**  
AND SAVE!



VISIT  
**MiLB.TV**  
NOW!

DOWNLOAD **THE FUN**





# 2021 SCHEDULE

All game dates and opponents subject to change without prior notice.

SUN	MON	TUES	WED	THU	FRI	SAT
<b>MAY</b>						1
2	3	4	5	6	7	8
		@CSC	@CSC	@CSC	@CSC	@CSC
9	10	11	12	13	14	15
@CSC	OFF					
16	17	18	19	20	21	22
	OFF	@LYN	@LYN	@LYN	@LYN	@LYN
23	24	25	26	27	28	29
@LYN	OFF	@SAL	@SAL	@SAL	@SAL	@SAL

SUN	MON	TUES	WED	THU	FRI	SAT
		1	2	3	4	5
6	7	8	9	10	11	12
	OFF	@AUG	@AUG	@AUG	@AUG	@AUG
13	14	15	16	17	18	19
@AUG	OFF					
20	21	22	23	24	25	26
	OFF	@COL	@COL	@COL	@COL	@COL
27	28	29	30	<b>JUNE</b>		
@COL	OFF					

SUN	MON	TUES	WED	THU	FRI	SAT
<b>JULY</b>				1	2	3
4	5	6	7	8	9	10
	OFF	@AUG	@AUG	@AUG	@AUG	@AUG
11	12	13	14	15	16	17
@AUG	OFF					
18	19	20	21	22	23	24
	OFF					
25	26	27	28	29	30	31
	OFF	@AUG	@AUG	@AUG	@AUG	@AUG

SUN	MON	TUES	WED	THU	FRI	SAT
1	2	3	4	5	6	7
@AUG	OFF	@COL	@COL	@COL	@COL	@COL
8	9	10	11	12	13	14
@COL	OFF					
15	16	17	18	19	20	21
	OFF	@FAY	@FAY	@FAY	@FAY	@FAY
22	23	24	25	26	27	28
@FAY	OFF					
29	30	31	<b>AUGUST</b>			
	OFF					

SUN	MON	TUES	WED	THU	FRI	SAT
<b>SEPT</b>			1	2	3	4
5	6	7	8	9	10	11
	OFF	@CSC	@CSC	@CSC	@CSC	@CSC
12	13	14	15	16	17	18
@CSC	OFF					
19	20	21	22	23	24	25
26	27	28	29	30		

- Home Games
- Down East Wood Ducks (Rangers)
- Delmarva Shorebirds (Orioles)
- Fayetteville Woodpeckers (Astros)
- Fredericksburg Nationals (Nationals)
- Kannapolis Cannon Ballers (White Sox)
- Lynchburg Hillcats (Indians)
- Charleston RiverDogs (Rays)
- Salem Red Sox (Red Sox)
- Columbia Fireflies (Royals)
- Carolina Mudcats (Brewers)
- Augusta GreenJackets (Braves)



MYRTLEBEACHPELICANS.com

