



TABLE OF CONTENTS

2018 Indians Front Office2-10

Bruce Schumacher	2
Max Schumacher	2
Randy Lewandowski	3
Cal Burleson	3
Joel Zawacki	4
Matt Guay	4
Front Office Staff	5
2017 Community Relations Highlights	6-10

2018 Indianapolis Indians11-66

Brian Esposito	12
Stan Kyles	13
Ryan Long	14
Dru Scott & Alan Burr	15
Player Profiles	16-66

The International League67-84

Facts, Playoffs, All-Star Game	68
National Championship, Divisional Results	69
Opponent Pages	70-82
Map of Triple-A Clubs	83
Indianapolis Governors' Cup Championship Photos	84

2017 in Review 85-102

Final Statistics	86
Notes and Highlights	87
Team Award-Winners	88
Day-By-Day Results	89-91
Transactions	92-93
IL Standings, Weekly and Postseason Awards	94
IL Batting Leaders	95
IL Pitching Leaders	96
Indianapolis Record by Position/Batting Order	97
Indianapolis Team Leaders, Situational/Miscellaneous Stats	98
Indianapolis Hitting Charts	100
Indianapolis Pitching Charts	101
Season Highs/Lows	102

The 2018 Indianapolis Indians Media Guide was researched, written and edited by the Indians Communications Department. Cover designed by Adam Pintar. Special thanks to the Pittsburgh Pirates Media Relations Department, Dan Hart and Jim Trdinich, for their contributions. Photographs provided by Adam Pintar, Whitney Alderson, Pittsburgh Pirates Team Photographer Dave Arrigo, the West Virginia Black Bears and West Virginia Power. The Indians also wish to thank the International League and its member teams who contributed to this publication.

Statistical information provided by Major League Baseball. Additional information provided by *Baseball America* and *Baseball Reference*.

This publication is intended for the use of accredited media and broadcasters. Any commercial use of this publication must be first approved by the Indianapolis Indians.

Pittsburgh Pirates Organization..... 103-112

Front Office	104
Pirates Final Statistics	105
Organization Standings, Leaders & All-Stars	106-107
Affiliate Pages	108-112

History & Records..... 113-176

Year-by-Year and All-Time Team Records	114-116
Most Valuable Players	117
Yearly Batting Leaders	118-124
Yearly Pitching Leaders	125-127
Career Leaders.....	128
Single-Season Leaders	129
Career & Single-Season Individual Records	130
Single-Season Team Records	131

Victory Field Records..... 132-176

Single-Game Team Records.....	132-133
Single-Game Individual Records.....	134-135
Single-Season Team Records	136
Single-Season Individual Records.....	137-140
Opponent Single-Game Team Records	141
Opponent Single-Game Individual Records.....	142
Best Win/Loss Records, Streaks & Longest Games.....	143
Shortest Games, Holiday Records, Margins & Crowds.....	144-145
Opening Day Lineups	146
Playoff Results.....	147-148
Suite Recognition	149-154
All-Time Roster	155-173
Ownership, Stadiums, Spring Training	174
All-Time Managers	175-176

Media Information 177-182

Victory Field Profile & Ground Rules	178-179
Pace of Play Regulations	180
Indians Broadcast Team	181
Indians Communications Department.....	182

NOTES OF INTEREST

Low-Hit Games	133
3-IR Games	134
Hitting for the Cycle.....	134
10+ Strikeouts by Indians Pitcher.....	135
Leadoff Home Runs.....	137
Grand Slams.....	138
Back-to-Back Home Runs	138
Complete Games	139-140

Bruce Schumacher

Chairman of the Board & Chief Executive Officer

Bruce Schumacher was named the Indianapolis Indians' chairman of the board and chief executive officer in November 2016 to signal a new era of leadership for the Tribe. Now in his 36th year with the organization, he enters his sixth on the Indians Board of Directors after his election in February 2012.

Schumacher joined the organization as ticket manager in January 1983 and served in that role until 1986 when he was promoted to director of special projects.

Under Schumacher's leadership as director of special projects, which spanned 25 years, the Indians made the move from Bush Stadium to Victory Field in 1996, hosted the 2001 Triple-A All-Star game, and established themselves as one of the premier franchises in Minor League Baseball.


In 2012, Schumacher transitioned to the position of vice president of corporate affairs in addition to being elected to the Indians Board of Directors. Since 2012, the Indians have drawn nearly two million fans, including leading all of Minor League Baseball in attendance in 2013 and establishing a new Victory Field record of 660,289 fans in 2014. During the 2016 and 2017 seasons, Victory Field led all of Minor League Baseball in attendance and ushered in its 13 millionth fan last summer.

From 1987 to 2009, Schumacher also served as the in-park "Voice of the Tribe" public address announcer.

Schumacher is active in the community, having volunteered at IPS as part of the Indianapolis Chamber of Commerce Winning Team program and the Washington Township School system, while also serving on the board of the Delaware Trails Neighborhood Association and as a member of Indianapolis' Abandoned Housing Task Force.

He currently serves on the Metropolitan Development Commission, the Indianapolis Neighborhood Housing Partnership, the Mapleton Fall Creek Community Development Corporation Housing Committee and is a member of the Stadium Village Business Association.

Born in Indianapolis, Schumacher attended North Central High School and graduated from Indiana University with a degree in Business Management and Administration in 1982. He and his wife, the former Jo Kussmaul, have three daughters, Rachel and twins Grace and Sara.



Max Schumacher

Chairman Emeritus

Indianapolis Indians baseball and the name of Schumacher are forever linked.

After 60 seasons with the club, Max Schumacher transitioned to chairman emeritus in November 2016. He relinquished his responsibilities as chairman of the board to his son, Bruce, and his title of president to Randy Lewandowski, Indians general manager.

In his altered role, Schumacher maintains his position on the finance committee, hosts his suite on game days, and provides mentorship for Indians leadership.


Under Schumacher's more than half century of leadership, the Indians have enjoyed recognition for their ongoing commitment to excellence. The team has been recognized with awards such as the Triple-A Bob Freitas Award in 1996 and 2014, *Baseball America's* Triple-A Team of the Decade for the 1990s, and, in 2005, *At The Yard Magazine's* Minor League Team of the Year. The Indians led all of Minor League Baseball in attendance during the 2016 (636,888) and 2017 seasons (641,141), two of many records set in the 21-year-old Victory Field.

Following his service in the United States Army, Schumacher began his Indians career as ticket manager in 1957, before also assuming the duties of publicity director in 1959. Schumacher then took over as general manager just two years later in 1961, serving under then-president Owen J. Bush, who would continue in that capacity for eight more years. Following Bush's retirement in 1969, Schumacher was named president.

During his tenure as the Indians' general manager, Schumacher was named the American Association's Executive of the Year for 1996, and just one year later was voted Minor League Baseball's "King of Baseball" for his long-term dedication and service to the game.

Schumacher played four years of varsity baseball while also serving as editor of *The Collegian* publication at Butler from 1950-54. Schumacher has been honored by his alma mater with the Robert Todd Duncan Alumni Achievement Award in 2003 and induction into Butler's Athletic Hall of Fame in 2005.

Along with his professional success, Schumacher has also been recognized for his impact in the Indianapolis area after formerly serving as President of the Indianapolis Downtown Kiwanis Club, the American Business Club and the Boys & Girls Clubs of Indianapolis. Schumacher was honored for his numerous contributions with the Thomas W. Moses Good Scout Award in April of 2006 for his dedication to community service, social responsibility and having a true "scout spirit."



Randy Lewandowski

President & General Manager

Randy Lewandowski enters his 25th year with the Indianapolis Indians and fourth as the club's general manager in 2018. He is just the team's fourth general manager since the organization was incorporated in 1955. In addition to his duties as GM, he was named president by the Indians Board of Directors in November 2016.

Lewandowski was named the International League's 2016 Executive of the Year, marking the third Executive of the Year award for the Indians' front office staff since joining the International League in 1998.

After joining the Tribe as a ticket office intern in 1994, Lewandowski was hired full-time as assistant ticket manager the following year. He served in that capacity for two seasons, contributing to the Indians' transition from Bush Stadium to Victory Field in 1996.

Lewandowski took over as director of operations in 1998, helping Victory Field host the 2001 Triple-A All-Star Game. He transitioned to assistant general manager in 2002, serving as one of the team's two assistant GMs before becoming the sole assistant GM in 2005. In this role, his primary responsibilities were overseeing the marketing, operations and ticket departments.

Over the final five seasons of Lewandowski's tenure as assistant GM, the team recorded five straight seasons of increased attendance, leading all of Minor League Baseball in 2013 and setting a Victory Field record the year after.

That success would continue following Lewandowski's ascension to general manager in October 2014 as the team eclipsed its top season attendance mark for the second consecutive year. The 2016 and 2017 campaigns saw the Indians lead all of Minor League Baseball in attendance, while also welcoming Victory Field's 13 millionth fan through the gates last summer.

Lewandowski has been active in the Indiana chapter of the Leukemia & Lymphoma Society as past president and board member, and past chair of the LLS Light the Night Walk. For a seven-year period, he was active in the youth sports coaching and mentoring ministry at Our Lady of Mount Carmel Catholic Church and School. Lewandowski spearheaded a partnership between the Indians and Play Ball Indiana in 2015 and now serves on the organization's board of directors.

A native of Fort Wayne, Ind., Lewandowski graduated with a degree in business management from Anderson University in 1993. He was also a four-year starter on the Ravens' baseball team, where he earned academic All-America honors as a first baseman and pitcher. Lewandowski resides in Carmel, Ind. with his wife, Christina, and their two children, Alyssa and Sam.



Cal Burleson

Senior Vice President - Community Affairs

Cal Burleson enters his 44th year with the organization and has served as senior vice president of community affairs since November 2016. In this role, he has expanded his efforts of relating Indians baseball to community leaders and civic groups.

Under Burleson's leadership, recent years have been among the most successful in Indianapolis Indians history. The organization received back-to-back nods as one of the Best Places to Work in Indiana by the Indiana Chamber of Commerce and drew record attendance figures in 2014 (660,289) and 2015 (662,536). The Indians topped all of Minor League Baseball in attendance during 2016 (636,888) and 2017 (641,141).

Burleson was also honored for his outstanding management efforts when the Indians were named the 2013 Triple-A recipients of the Bob Freitas Award, presented to the organization with the best overall operations at each level of Minor League Baseball.

Burleson was hired as ticket manager and began with the team on New Year's Day, 1975. He served in that capacity for two years before taking over duties as business manager from 1977-80, publicity director from 1981-86 and assistant general manager from 1987-97.

Burleson then served as the organization's third general manager in its history from 1998-2014 and was twice voted the International League's Executive of the Year. In his previous role as vice president of baseball and administrative affairs, he functioned as the team's representative with the Pirates and International League offices.

In addition to his work with the team, Burleson has assumed a leadership role in the local community as a past chairman of the board for the American Red Cross of Greater Indianapolis, as well as a board member of the Indianapolis and Indiana Chambers of Commerce, the Indianapolis Urban League, and serves on the advisory board of the Military Family Research Institute. He is also currently a board member for Jump IN for Healthy Kids, an initiative aimed at combating childhood obesity in Central Indiana.

His passion for promoting healthy lifestyles for children was a key factor in the development and launch of RightFit – an after-school program that creates an opportunity for elementary school students to build positive relationships with public safety personnel and fight childhood obesity through nutrition-oriented education and physical activity.

Burleson received a bachelor's degree in business administration from Ohio University in 1973 and a master's degree in sports administration from OU in 1974 prior to joining the Indians staff.

INDIANAPOLIS INDIANS FRONT OFFICE

Joel Zawacki

Assistant General Manager - Corporate Sales and Marketing

Joel Zawacki is assistant general manager – corporate sales & marketing for the Indianapolis Indians. Each year he is tasked with the implementation of an annual strategic marketing and communications plan to exceed an attendance goal of more than 660,000 and a revenue goal of more than \$14 million.

His primary duties and responsibilities include leading a staff of more than 20 employees in advertising, broadcasting, communications, community relations, corporate sales, game presentation, marketing, media relations, merchandising and promotions.

Zawacki also collaborates with outside advertising and media agencies to develop and implement annual campaigns including messaging, creative execution, promotional partnership, and allocation of an annual budget in excess of \$1.5 million.

Zawacki joined the organization in 2007 as sponsorship sales coordinator. He was promoted to director of corporate partnerships in 2008, and added marketing to his duties and responsibilities in 2012. He was elevated to assistant general manager in 2016.

Zawacki graduated magna cum laude from the University of Indianapolis in 2006 with a Bachelor of Arts degree in Sports Administration. He was a pitcher on the Greyhounds' baseball team and earned Great Lakes Valley Conference All-Academic Team honors.

After college and prior to joining the Indians, Zawacki worked as a sponsorship sales intern with Pacers Sports and Entertainment, and also interned with the Brevard County Manatees of Melbourne, Fla., the High-A affiliate of the Milwaukee Brewers.

Zawacki resides in downtown Indianapolis with his wife Ellen and son Jack.



Matt Guay

Assistant General Manager - Tickets & Operations

After 19 seasons with the Indians, Matt Guay has revolutionized goal-setting for the team's ticket department with no signs of slowing down.

Guay began with the Indians in 1999 as a ticket intern and has since climbed the ranks. In 2003, Guay was named director of ticket sales and immediately led his team in a 20 percent group sales increase when presented the challenge of boosting ticket sales.

In 2004, Guay was promoted to director of ticket operations and oversaw all ticket service representatives. After serving as the director of tickets for five years (2006-2011), Guay now holds the title of assistant general manager - tickets and operations, where he is responsible for ticket sales and ticket service, along with all stadium operations, business operations and facility operations.



Throughout his career with the Indians, Guay has implemented daily sales goals, along with overall attendance and revenue goals, which have allowed the sales team to focus their attention on a tangible outcome. Under his leadership, the Indians have surpassed 630,000 fans through the gate five consecutive years (2013-17).

In addition to overseeing the ticket department, Guay is the chair of the organization's diversity and wellness committees.

Guay is also an avid member of his community and has been volunteering in the Fall Creek Place area since 2007. He is the current president of the Fall Creek Place Foundation, where his efforts in fundraising helped build a park in the neighborhood.

Guay is a Pittsburgh, Pa., native and graduated from the University of Dayton in 1998 with a degree in sport management. He lives in Indianapolis' Fall Creek Place neighborhood with his wife, Emily, and daughter, Audrey.



Victory Field
501 West Maryland Street
Indianapolis, IN 46225
(317) 269-3542
IndyIndians.com

Executive Management

Chairman of the Board & Chief Executive Officer	Bruce Schumacher
President & General Manager	Randy Lewandowski
Senior Vice President - Community Affairs	Cal Burleson
Chairman Emeritus	Max B. Schumacher
Assistant General Manager - Corporate Sales & Marketing	Joel Zawacki
Assistant General Manager - Tickets & Operations	Matt Guay

Communications

Director of Communications	Charlie Henry
Community Relations Manager	Emily Hitchcock
Baseball Communications Manager	Cheyne Reiter
Telecast & Production Assistant	Alex Leachman
Voice of the Indians	Howard Kellman
Broadcaster	Andrew Kappes

Corporate Sales

Director of Corporate Sales	Christina Toler
Corporate Sales Account Executives	Shelby Barrett, Nathan Butler
Partnership Activation Manager	Kylie Kinder
Partnership Activation Coordinator	Hayden Barnack

Creative Services

Director of Creative Services	Adam Pintar
Graphic Designer	Jessica Davis

Marketing & Promotions

Director of Marketing & Promotions	Kim Stoebick
Digital Marketing Manager	Shayla Smith

Merchandise

Director of Merchandise	Mark Schumacher
Merchandise Manager	Katarina Burns

Field Operations

Director of Field Operations	Joey Stevenson
Field Operations Manager	Adam Basinger

Business Operations Department

Senior Director of Business Operations	Brad Morris
Business Operations Coordinator	Sarah McKinney

Facilities

Senior Director of Facilities	Tim Hughes
Senior Facilities Manager	Allan Danehy
Facilities Coordinator	Eric VanDeventer

Stadium Operations

Clubhouse Managers	Bob Martin (Home), Jeremy Martin (Visiting)
Stadium Operations Coordinator	Eddie Acheson
Operations Support	Ricky Floyd, Sandra Reaves

Tickets & Operations

Director of Tickets - Sales and Services	Chad Bohm
Director of Tickets - Premium Services & Events	Kerry Vick
Senior Ticket Services Manager & Internship Coordinator	Bryan Spisak
Senior Ticket Sales Account Executives	Ryan Barrett, Jonathan Howard, Garrett Rosh
Ticket Sales Account Executives	Noelle Cook, Ty Eaton, Rebecca Spitzig
Guest Relations Coordinator	Cara Carrion
Premium Services & Events Coordinator	Kaylin Pellegrini

Support Staff

Ticket Services Assistants	Emily Cook, David Diehl, Luke Dietz, Sydney Glover, J.T. Post, Adam Roland
Baseball Communications Assistant	Blake Baker
Field Operations Assistants	Keller Elwood, Josh Frazier
Stadium Operations Assistants	Josh Ball, Shane Poling
Merchandise Assistant	Matthew Buthman
Partnership Activation Assistant	Jordan Frazier
Business Operations Assistant	Steven Juarez
Community Relations Assistant	Zach McDonald
Marketing Assistant	Ailish Tinnay

ARAMARK Concessions

Chris Scherrer	ARAMARK General Manager
----------------------	-------------------------

Board of Directors

Chairman of the Board & Chief Executive Officer	Bruce Schumacher
Vice Chairman & Treasurer	Alan R. Kimbel
Senior Vice President - Community Affairs	Cal Burleson
Chairman Emeritus	Max B. Schumacher
Secretary	Max W. Hittle, Jr.
Board Members	Henry B. Blackwell, Michael G. Browning, Jim Devellano, Theodore Engel, Kent A. Lebzherz, Mary Y. Marsh, John S. Myrland, Milton O. Thompson

2017 COMMUNITY RELATIONS HIGHLIGHTS

ORGANIZATIONAL COMMUNITY OVERVIEW

In 2017, the Indianapolis Indians continued their long-standing tradition of providing support and dedication to Indianapolis and the central Indiana area. Community outreach programs, player and mascot appearances, charitable fundraisers and non-profit awareness nights all contributed to the organization's mission of providing memorable family fun to central Indiana.

The Indians supported the community through various ticketing initiatives such as the Pinch Hitter program, Tickets for Troops and charitable fundraisers. The organization contributed more than \$495,000 in fundraising and donations, and the Indians' staff volunteered 942 community service hours towards various initiatives around central Indiana.

In collaboration with other Pittsburgh Pirates affiliates, the Indians participate in the Pirates Community Commitment Program, which requires every player in the organization to complete ten hours of community service over the course of the season. Indians players visited local children's hospitals and animal shelters, packed meals for area food pantries and participated in numerous other activities. The 2017 Indians served nearly 200 hours in the program.

The 2017 season also marked the fifth year of the Indians' Triple Play Youth Baseball Program. With a budget of \$40,000, the program included 17 leagues and sponsored 107 youth baseball and softball teams. Participating leagues were also given the opportunity to raise funds by selling Knot Hole Kids Club memberships and hosting a League Night at Victory Field. This growing program allows the Indians to positively impact the future of baseball while teaching kids to "Play Hard. Play Smart. Play Fair."

Looking ahead, the Indians franchise will continue to be strategic with its community partnerships. In 2017, for the first time, the organization created a community relations mission statement refining its approach to community outreach. The Indians will continue to be proactive in positively impacting the Indianapolis community, while also working diligently with nonprofit partners to determine the best way to affect change for the organizations and their noteworthy causes.



COMMUNITY PROGRAMS AND PROMOTIONS



100 Men in 50 Days Campaign: For the second consecutive season, the Indians collaborated with Big Brothers Big Sisters of Central Indiana as the presenting partner of BBBSCI's 100 Men in 50 Days campaign, which sought to recruit male volunteers for the program and raise awareness for the importance of mentoring. The Indians provided perks to current and prospective Bigs and Littles, including a behind-the-scenes tour of Victory Field and a free Knot Hole membership given to each match. In 2017, Big Brothers Big Sisters recruited 95 new Bigs throughout the campaign.

Bark in the Park: For the fourth year, the Indians partnered with the Indianapolis Humane Society to host two Bark in the Park games. Fans were able to purchase a special ticket package that allowed them to enjoy the game with their furry friend in the outfield lawn of Victory Field. A total of 424 dogs filled the outfield and enjoyed the game on these two nights.

Baseball Buddies: Local youth softball and baseball teams had the opportunity to serve as the Indians' Baseball Buddies during the 2017 season. Participating teams had a front row seat for all pregame ceremonies and activities, and then got to take the field with the Indians players during the National Anthem. A total of 54 teams participated in the Baseball Buddies program.

Baseball in Education: The Indians partnered with Indiana University—Purdue University at Indianapolis and Citizen's Energy Group to transform Victory Field into the biggest classroom in central Indiana for four games in 2017. Each student was provided an in-game education workbook to fill out throughout the game. Answers to the workbook were found around the ballpark and on the video board between innings. The Indians offered discounted ticket prices for participating schools, as well as curriculum guides for grades K-12 that encouraged learning through baseball in the classroom. A total of 17,778 students and teachers participated in Baseball in Education days in 2017.



2017 COMMUNITY RELATIONS HIGHLIGHTS

COMMUNITY PROGRAMS AND PROMOTIONS (cont.)



Celebrity Softball: On June 15, the Indians partnered with the Indiana Children's Wish Fund to host the 9th annual Caroline Symmes Celebrity Softball Challenge. More than 6,600 fans came to Victory Field to watch their favorite Indiana-based celebrities compete in the game. 2017's attendees included former Indiana Pacers All-Star Paul George and Indianapolis Colts legend Robert Mathis. A total of \$19,931 was raised through the event and proceeds helped the Indiana Children's Wish Fund grant wishes to Indiana children who suffer from life-threatening illnesses.

Charitable Fundraising: The Indians offer local organizations the opportunity to raise funds by selling tickets to a select Indians game and receiving \$5 back from each \$10 ticket sold. In 2017, 53 organizations participated in the program, raising a total of \$8,185.

Donations: The Indians frequently donate tickets and merchandise items to local organizations to be used for silent auctions, raffles and door prizes. In 2017, the organization made 1,613 donations, totaling more than \$256,811 in value.

Great Clips Charity Cuts: The Indians once again partnered with Great Clips on three game days this season. Great Clips set up shop on the Victory Field concourse and cut fans' hair for donations throughout the game. All proceeds were given to Answers for Autism, and the total contribution for 2017 was \$472.

Hero of the Game: The Indians recognized a retired or active member of the military every Saturday night during the 2017 season, plus Independence Day. Each Hero of the Game received four tickets to the game and was recognized on field between innings.

Indians Speakers Bureau: The Indians Speakers Bureau offered keynote presenters to churches, civic organizations, schools and other community organizations free of charge. They made 20 appearances in 2017.



Indy Do Day: In conjunction with the city of Indianapolis, the Indians' front office staff spent the day of September 29 rehabbing the senior diamond at Forest Manor Park. The entire staff re-graded the infield, planted new grass seed, realigned the foul lines and trimmed the hedges overtaking the field.

Jersey Auctions: In collaboration with Community Health Foundation, Indiana National Guard Relief Fund, Ronald McDonald House, Make-a-Wish Foundation, Riley Children's Foundation and Shepherd Community Center, the Indians raised nearly \$49,000 for their respective charities by auctioning player-worn jerseys. Fans were able to bid on their favorite player's jersey while also supporting a local cause.

ORGANIZATION

2018 INDIANS

IL & OPONENTS

2017 REVIEW

PIRATES

HISTORY

GENERAL

2017 COMMUNITY RELATIONS HIGHLIGHTS

COMMUNITY PROGRAMS AND PROMOTIONS (cont.)



Knot Hole Kids Club: In 2017, 9,142 kids ages 14 and under signed up to be a part of the Indians' Knot Hole Kids Club. For just \$17, club members received a Lawn or Reserved seat ticket to all 71 home games, an exclusive t-shirt and a chance to be introduced on-field pregame as the Play Ball Kid. In addition, all Knot Hole Kids Club members were invited to run the bases after each Sunday home game.

Mascot Appearances: Rowdie made many appearances throughout the year at various community events. In addition to helping fans cheer on the Indians at all 71 home games, he participated in over 130 events in the Indianapolis area, including the Indianapolis Humane Society's Community Day, Best Buddies Friendship Walk, the IndyStar Sports Awards, Wheeler Mission Drumstick Dash, 500 Festival Kids' Day and Downtown Indy's Indy Do Day Kickoff.

Mike Schneider Golf Outing: In memory of one of their own, the Indians hosted the 13th annual golf outing to honor the late Mike Schneider. The Indians donated \$13,000 to Teachers' Treasures, the designated beneficiary of the 2017 outing.

Mother's Day at Victory Field: In collaboration with Susan G. Komen Central Indiana, the Indians offered moms a day at the ballpark on Sunday, May 14. Mothers could stop by PNC Plaza for massages and pedicures, and 10 percent of the proceeds from all women's merchandise sold in the Hot Corner Gift Shop went to Komen. The promotion raised more than \$700 for the cause.

Pinch Hitter: Through the generosity of partners Kleenit and Regions Bank, the Indians donated more than 1,400 tickets throughout central Indiana. These organizations used the tickets for staff outings, volunteer appreciation or a fun day at the ballpark for the charity's beneficiaries.

Play Ball Indiana: The Indians once again partnered with Play Ball Indiana, the Indianapolis-based chapter of Major League Baseball's Reviving Baseball in Inner Cities (RBI) program. Highlights included sponsoring 10 teams in various Play Ball Indiana leagues and hosting a Pitch, Hit & Run regional competition at Victory Field. The Indians front office staff also dedicated a day of community service at Forest Manor Park, renovating the senior diamond in one day in preparation for a tournament the following day.

Regions Financial Literacy Initiative: For the fourth consecutive year, the Indians partnered with Regions Bank to educate over 120 inner-city youth on financial literacy and provide a VIP ballpark experience. Participants rotated through three sessions: a financial literacy workshop, behind-the-scenes tour of Victory Field, and batting tutorial conducted by Indians players. Participants also had a Q&A session with a player. At the end of the event, lunch was provided to all participants.



RightFit: The Indians worked with Indianapolis Public Schools and the Archdiocese of Indianapolis, plus city government officials and corporate partners, to create a new 501 C-3 not-for-profit called RightFit. The initiative provided homework help, nutrition education, physical fitness, dinner and a ride home to students at four Indianapolis elementary schools. RightFit groups met after school three days a week for 18 weeks. The program served 500 students and 27,000 after-school meals, and provided an opportunity for inner city students to develop positive relationships with emergency and safety personnel.

Rowdie Claus: In December, Rowdie dressed up and played the part of Santa Claus for children and families in the Indianapolis area. With a little help from some friendly elves, the Indians provided art projects and crafts along with hot chocolate, cupcakes and cookies. Admission to the event was a non-perishable food item, which the Indians donated to Wheeler Mission, a local homeless and recovery shelter.

2017 COMMUNITY RELATIONS HIGHLIGHTS

COMMUNITY PROGRAMS AND PROMOTIONS (cont.)

Scout Night Sleepover: On two Friday nights throughout the season, the Indians hosted a postgame sleepover for scouts. In 2017, there was one Boy Scout sleepover and one Girl Scout sleepover. Following the game, scouts were given popcorn and allowed to set up their tents in the outfield as they watched a movie on the video board. The Indians provided breakfast for all attendees as they left the next morning. A total of 1,540 scouts participated in the sleepovers in 2017.



Thursday Craft Beer Night: In 2017, the Indians partnered with Sun King Brewery for Thursday Craft Beer Night. During each Thursday game, Sun King brought two different local breweries for sampling in PNC Plaza. Each Craft Beer Night benefitted a local non-profit organization, including ALS Association, American Red Cross, Indy Parks Foundation, Nine13sports, Teachers' Treasures, Outreach, Inc. and Little Red Door. The organizations had a promotional table next to the tasting area, threw a ceremonial pitch, addressed the crowd during pregame ceremonies and took part in a radio interview with the Indians broadcast team. Groups received a portion of tickets sold for that evening's game. In total, nearly \$5,900 was donated back to the seven non-profit organizations in 2017.

Tickets for Troops: Through the generosity of season ticket holders and Eli Lilly & Co., the Indians provided 6,245 tickets to locally stationed troops, current reserves and veterans. Eli Lilly matched every unused season ticket donated to the Indians in order to support our military personnel and veterans.

Triple Play Little League Program: Every year since its inception in 2013, the Indians' Triple Play program has seen exceptional growth and increasingly positive results. Last year was no exception, as the organization spent \$40,000 sponsoring 17 local youth baseball and softball leagues. In total, 107 youth teams in central Indiana wore Indians jerseys and hats. As part of the program, the Indians sponsored two Challenger Leagues, which are leagues for children with learning or physical disabilities.

Valentine's Day Deliveries: The Tribe's mascot, Rowdie, surprised 52 local lovebirds in February 2017. The special delivery included an Indians t-shirt or stuffed Rowdie doll, four box seat ticket vouchers and four Gigi's cupcakes.

Wishes for Indiana Children's Wish Fund: Fans wishing to have their birthday or anniversary messages displayed on the Victory Field message board were encouraged to make a donation to the Indiana Children's Wish Fund. Through this opportunity, the Indians raised \$573 in 2017.

Youth Baseball Clinic: On May 31, the Indians hosted a free pregame clinic for any child with a game ticket. More than 500 children attended this year's clinic, which included hands-on instruction from Indians players on hitting, pitching and fielding fundamentals. During this time, Indians manager Andy Barkett held a Q&A session with parents.



ORGANIZATION

2018 INDIANS

IL & OPPONENTS

2017 REVIEW

PIRATES

HISTORY

GENERAL

2017 COMMUNITY RELATIONS HIGHLIGHTS

PIRATES COMMUNITY COMMITMENT PROGRAM

Pirates Community Commitment Program: Like all Pittsburgh Pirates affiliates, Indians players participated in community service throughout the baseball season. Players earned hours by visiting local children's hospitals, non-profit organizations, youth leagues and other community events. Collectively, Indians players made 44 appearances and served 193 hours to the community during the 2017 season.

PCCP HIGHLIGHTS

Call an Indian: Five players took time to record themselves reading a children's story related to baseball. By calling the Marion County Public Library, fans were able to hear any of the stories read to them for free.

Indianapolis Humane Society: As part of the Indians' ongoing partnership with IndyHumane, Indians players visited the local humane society for its Community Day. They worked with staff and other volunteers caring for the animals and walking them around the event, showcasing the dogs to prospective families.

Indy Thunder Beep Baseball for the Blind: The Indians joined the 2017 Beep Baseball World Series champion Indy Thunder for a demonstration and practice. Indians players participated in the game and attempted hitting and fielding with a blindfold.

Riley Hospital for Children: Throughout the season, several Indians players spent time with children undergoing treatment for cancer and other serious health issues at Riley Hospital for Children. They played video games, competed in air hockey and foosball and enjoyed other activities with children in Riley's Child Life Zone.


Wheeler Mission: Players spent time at Wheeler Mission, an Indianapolis non-profit that provides meals and assistance to those in need. The players met with residents of the neighborhood Wheeler Mission serves and played a few games of Wiffle Ball.





2018 INDIANS

Austin Meadows was the center of attention after sending the Indians to a walk-off win over Norfolk in May 2017. (Photo by Adam Pintar)



BRIAN ESPOSITO

MANAGER
Born: February 24, 1979 in Staten Island, N.Y.

Resides: Sarasota, Fla.

School: University of Connecticut

Experience: 5th season as minor league manager (1st with Indianapolis)

MANAGER HIGHLIGHTS

2014-17: Esposito is in his fifth season as a manager in the Pirates organization, his first with Indianapolis ... Was also a player-coach for Indy in 2013, but did not appear in any games ... Named Indy's skipper on Jan. 16, 2018 ... Received his first managing gig with Short-Season

A Jamestown in 2014 ... Piloted Single-A West Virginia for the 2015 and 2016 seasons, including a South Atlantic League playoff appearance in his first year there ... Owns an all-time managerial record of 233-195 (.544) in four years at the helm.

CAREER SUMMARY

PRIOR TO INDIANAPOLIS: Began his coaching career in the Pittsburgh Pirates organization in 2013 as a player-coach for Triple-A Indianapolis ... Managed Short-Season A Jamestown in 2014 before jumping to Single-A West Virginia for the 2015 and 2016 campaigns ... His 2015 team won a club record 87 games and posted a .626 winning percentage, the third-best mark among all full-season teams in Minor League Baseball ... Served as manager for Short-Season A West Virginia in 2017, guiding the team to a 40-35 record and second-place finish in the New York-Penn League's Pinckney Division.

PLAYING CAREER: Selected by the Boston Red Sox in the fifth round (152nd overall) of the 2000 MLB June Amateur Draft ... Played 13 seasons professionally with the Boston, Anaheim, Texas, St. Louis, Colorado, Houston and Chicago (NL) organizations between 2000 and 2012 ... Hit .216, belted 38 home runs and tallied 237 RBI while throwing out 27% of would-be basestealers in the minor leagues ... Made big league debut as a defensive replacement on 6/2/07 with St. Louis vs. Houston ... Logged two more major league appearances in 2010 with the Astros ... Played collegiately at the University of Connecticut, where he was voted Team MVP in 1999.

ESPOSITO'S CAREER MANAGERIAL RECORD

YEAR	CLUB	LEAGUE (Class)	W	L	PCT	FINISH.....	POSTSEASON
2014	Jamestown	New York-Penn League (A-)	35	40	.467	2nd.....	N/A
2015	West Virginia	South Atlantic League (A)	87	52	.626	1st.....	Reached Semifinal (1-2)
2016	West Virginia	South Atlantic League (A)	71	68	.511	5th.....	N/A
2017	West Virginia	New York-Penn League (A-)	40	35	.533	T-2nd.....	N/A
Career Totals			233	195	.544		1-2 (.333)



Brian Esposito piloted Short-Season A West Virginia to a second-place finish in the New York-Penn League's Pinckney Division in 2017. (Photo by West Virginia Black Bears)



STAN KYLES

PITCHING COACH

Born: February 26, 1961 in Chicago, Ill.
Resides: Spartanburg, S.C.

School: Phillips (Ill.) High School

Experience: 28th season of professional instruction (5th with Indianapolis)

COACHING HIGHLIGHTS

1991-2017: Kyles is in the 28th season of his coaching career and his fifth year with the Indians (second stint) after previously overseeing the pitching staff in 2004 as a Milwaukee Brewers affiliate ... He boasts more than three years of major league coaching experience from his stint as

the Brewers' bullpen coach from 2009-12 ... Mentored 2017 International League Most Valuable Pitcher Steven Brault to a league-best 1.94 ERA ... Brault was the fourth Tribe pitcher to win the award and second that Kyles has guided in his Indianapolis tenure (Ben Hendrickson, 2004).

KYLES' PROFESSIONAL COACHING CAREER

YEAR(s)	CLUB (MLB)	LEAGUE (class)	POSITION
1992	Geneva (CHC)	NY-Penn League (A-)	Pitching Coach
1993	GCL Cubs (CHC)	Gulf Coast League (R)	Pitching Coach
1994	Bend (COL)	Northwest League (A-)	Pitching Coach
1995	Portland (COL)	Northwest League (A-)	Pitching Coach
1996	Asheville (COL)	South Atlantic League (A)	Pitching Coach
1997	Orlando (CHC)	Southern League (AA)	Pitching Coach
1998	Rockford (CHC)	Midwest League (A)	Pitching Coach
1999-2000	Lansing (CHC)	Midwest League (A)	Pitching Coach

YEAR(s)	CLUB (MLB)	LEAGUE (class)	POSITION
2001	High Desert (MIL)	California League (A+)	Pitching Coach
2002-03	Huntsville (MIL)	Southern League (AA)	Pitching Coach
2004	Indianapolis (MIL)	International League (AAA)	Pitching Coach
2005-08	Nashville (MIL)	Pacific Coast League (AAA)	Pitching Coach
2009-12	Milwaukee	National League	Bullpen Coach
2013-14	Altoona (PIT)	Eastern League (AA)	Pitching Coach
2015-	Indianapolis (PIT)	International League (AAA)	Pitching Coach

CAREER SUMMARY

IN INDIANAPOLIS: In 2017 under Kyles, the Tribe finished fourth in the International League with a 3.48 team ERA ... The 2017 staff racked up 1,142 strikeouts, just 11 shy of matching 2013's franchise record 1,153 punchouts, despite playing two fewer regular season games ... Oversaw development of IL Most Valuable Pitcher Steven Brault, who led the league with a 1.94 ERA ... In 2016, the Tribe were third in the IL with a 3.30 team ERA ... The Indianapolis pitching staff also led the IL by allowing the fewest home runs with 79 ... Also helped the Indians rank first with the lowest number of hit batters ... He was responsible for grooming a talent-laden young staff that saw all six starting pitchers used in April go on to make their major league debuts - seven pitchers in total on the year ... In 2015 under Kyles, Indy led the IL with a 3.09 team ERA ... That mark was the lowest of the Victory Field era and the team's best in the 26 years since the Tribe's 1989 American Association championship club recorded a 2.80 ERA ... Helped limit Indians hurlers to a league-best 63 home runs allowed in 2015 ... Also served as Indians' pitching coach in 2004 ... His staff posted a 4.59 ERA and tied for third in the IL in fewest homers/9.0 innings (0.9) and sixth in strikeouts (974) ... Also mentored development of starter Ben Hendrickson that season, who was named the IL Most Valuable Pitcher after going 11-3 with a league-best 2.02 ERA over 125.0 innings ... Kyles has guided Tribe hurlers to a collective 3.29 team ERA since 2015, the second-best mark in the International League in that span.


PRIOR TO INDIANS: Began coaching career in independent leagues in 1991 before working multi-year stints in the Chicago Cubs system (1992-93, 1997-2000) and Colorado Rockies organization (1994-96) ... Joined Milwaukee Brewers system in 2001 and coached across four levels of the organization from 2001-12 ... Milwaukee tenure included minor league stops as pitching coach of High-A High Desert (2001), Double-A Huntsville (2002-03), Indianapolis (2004) and Triple-A Nashville (2005-08), and a three-plus year stint in the big leagues as the Brewers' bullpen coach from 2009-12 ... Joined the Pirates organization as pitching coach of Double-A Altoona in 2013 ... Guided Curve pitching staff to fifth-best ERA (3.92) in Eastern League in 2013 and fourth-fewest homers allowed (86) in 2014.

PLAYING CAREER: Selected by the Chicago Cubs in the fourth round (90th overall) of the 1979 First-Year Player Draft out of Phillips High School in Chicago, Ill. ... Went 52-56 with a 3.86 ERA (406 ER/946.1 IP) and 508 strikeouts in 279 minor league games (120 starts) over his 11-year career ... Played in minor league systems of Cubs (1979-83), Oakland A's (1984-87), Los Angeles Dodgers (1988), San Francisco Giants (1989)



Pitching coach Stan Kyles meets with southpaw Steven Brault, who won the 2017 IL Most Valuable Pitcher Award with a league-best 1.94 ERA. (Photo by Adam Pintar)

and Milwaukee Brewers (1989) ... Established career highs in starts (27), innings pitched (180.1) and complete games (8) in 1983 between Double-A Midland and Triple-A Iowa ... Acquired by the Oakland Athletics with a PTBNL (OF Stan Boderick) from the Cubs in exchange for RHP Tim Stoddard on March 26, 1984 ... Signed by Los Angeles Dodgers as a free agent in Nov. 1987 ... Split final pro campaign between Double-A Shreveport (SFG) and Double-A El Paso (MIL).



RYAN LONG

HITTING COACH

Born: February 3, 1973 in Houston, Texas

Resides: Austin, Texas

School: J.Frank Dobie High School (Pasadena, Texas)

Experience: 18th season of professional instruction (1st with Indianapolis)

COACHING HIGHLIGHTS

2001-17: Long is entering the 18th season of his professional coaching career and 10th within the Pirates organization ... His career as hitting coach features stints with the Pittsburgh and Kansas City organizations ... Served as Single-A West Virginia's hitting coach each of the last two years (2016-17) ... Was High-A Bradenton's hitting coach in 2015 and 2011, sprinkling those one-year stints around

two runs as Double-A Altoona's hitting coach (2009-10, 2012-14) ... Won 2010 Eastern League Championship with the Curve ... Spent 2007-08 seasons as hitting coach for Single-A Burlington in KC's organization ... Helped Bees capture 2008 Midwest League Championship ... Coached in the White Sox system from 2001-06 and won a South Atlantic League Championship with Single-A Kannapolis in 2005.

LONG'S PROFESSIONAL COACHING CAREER

YEAR(s)	CLUB (MLB)	LEAGUE (class)	POSITION	YEAR(s)	CLUB (MLB)	LEAGUE (class)	POSITION
2001-06	White Sox System	Minor Leagues	Coach	2012-14	Altoona (PIT)	Eastern (AA)	Hitting Coach
2007-08	Burlington (KC)	Midwest League (A)	Hitting Coach	2015	Bradenton (PIT)	Florida State (A+)	Hitting Coach
2009-10	Altoona (PIT)	Eastern (AA)	Hitting Coach	2016-17	West Virginia (PIT)	South Atlantic (A)	Hitting Coach
2011	Bradenton (PIT)	Florida State (A+)	Hitting Coach	2018-	Indianapolis (PIT)	International (AAA)	Hitting Coach

CAREER SUMMARY

PRIOR TO INDIANS: Began coaching career in 2001 as a coach in the Chicago White Sox farm system ... Won a South Atlantic League Championship with Single-A Kannapolis in 2005 and remained in the White Sox system through the 2006 season ... Joined the Kansas City Royals organization as hitting coach for Single-A Burlington in 2007 ... His 2008 Midwest League Champion Burlington team featured Mike Moustakas and their offense was among the league's top three teams in triples (45 - 1st), hits (1,205 - 2nd), total bases (1,854 - 2nd), home runs (112 - 3rd), slugging percentage (.397 - 3rd) and batting average (.258 - T-3rd) ... Joined Pirates minor league system as hitting coach for Double-A Altoona in 2009 ... That team finished fourth among Eastern League squads with 257 doubles ... In 2010, his Altoona offense -- led by Josh Harrison's .300 average -- was among EL leaders in hits (1,294 - 2nd), batting average (.268 - T-2nd), triples (38 - 3rd), doubles (268 - 4th) and stolen bases (120 - 4th) ... Was the hitting coach for High-A Bradenton in 2011, where his offense was the Florida State League's best and ultimately earned another playoff bid ... They led the FSL in average (.278), on-base percentage (.357), slugging percentage (.422), runs scored (699) and walks (516), finished second in hits (1,247), doubles (265), triples (42) and total bases (1,893), and ended up third in stolen bases (125) ... Returned to Altoona as hitting coach from 2012-14 ... His 2012 team tied for the EL lead with 42 triples ... In 2013, they paced the league in triples (44) and were second in stolen bases (146) ... His last year with the Curve featured league highs in triples (43) and home runs (124) while racking up the second-most stolen bases (159) ... Went back to Bradenton for the 2015 campaign, where his offense led the FSL in average (.271), hits (1,286) and on-base percentage (.333) ... Had three players (Austin Meadows, Jin-De Jhang and Erich Weiss) all finish in the top eight FSL batting leaders that season ... spent the 2016-17 seasons with Single-A West Virginia.

PLAYING CAREER: Selected by the Kansas City Royals in the second round (45th overall) of the 1991 MLB June Amateur Draft ... Played in Kansas City's farm system from 1991-98 ... Set career highs in doubles (29), home runs (20) and RBI (78) for Double-A Wichita in 1996 ... Made appearances with Triple-A Omaha in his final two years in KC's system ... Hit .222 (2-for-9) with two RBI and two runs scored in six major league games with the Royals in 1997, his lone big league season ... Recorded his first MLB hit and RBI off former Indianapolis Indian and future Hall of Famer Randy Johnson on July 18, 1997 ... Played in eight games for Double-A Orlando in the Tampa Bay Devil Rays system in 1998 before spending



A familiar face in the Pirates minor league coaching system, Ryan Long will get his first Triple-A coaching experience in 2018. (Photo provided by West Virginia Power)

the rest of the season splitting games between two independent Atlantic League teams, Newark and Lehigh Valley ... Returned to affiliated ball in 2000 with the Chicago White Sox and appeared for High-A Winston-Salem, Double-A Birmingham and Triple-A Charlotte ... Was a lifetime .262 hitter (.833-for-3,176) with 172 doubles, 18 triples, 94 home runs, 440 RBI and 51 stolen bases in 873 career minor league games.



DRU SCOTT

ATHLETIC TRAINER

Born: January 2, 1985 in Mulberry, Ind.

Resides: Fort Wayne, Ind.


School: Manchester (Ind.) College

Experience: 10th season of professional career (2nd with Indianapolis)

CAREER SUMMARY

PRIOR TO INDIANS: Dru Scott enters his 10th season as an athletic trainer in the Pittsburgh organization, his second at the Triple-A level ... Spent the 2015-16 seasons with Double-A Altoona after working the previous three years with High-A Bradenton ... Also spent two seasons with Single-A West Virginia (2010-11) after working with the GCL Pirates in Bradenton, Fla., in 2009.

PERSONAL: A native of Indiana, Scott received a degree in athletic training from Manchester (Ind.) College in 2007 ... Is certified by the National Academy of Sports Medicine (NASM) as a Corrective Exercise Specialist and a Performance Enhancement Specialist (PES) ... Spent two years (2007-08) working for Unity Sports Medicine, which covers West Lafayette High School ... Resides in Fort Wayne, Ind., with his wife Mandy.



ALAN BURR

STRENGTH COACH

Born: September 26, 1983 in Roanoke Rapids, N.C.

Resides: Clay, N.Y.

School: Appalachian State University

Experience: 6th year of professional career (2nd with Indianapolis)

CAREER SUMMARY

PRIOR TO INDIANS: Alan Burr enters his sixth season with the Pirates organization, his second with the Indians ... Previously worked with Double-A Altoona in 2014 and 2016, High-A Bradenton in 2015 and Single-A West Virginia in 2013 ... Spent six years in the collegiate ranks prior to entering Minor League Baseball ... Was the assistant strength and conditioning coach at Florida International University for two years (2011-12) and worked at Central Connecticut State University from 2008-11 ... Served as a strength and conditioning coach intern during the summer of 2008 at the Georgia Institute of Technology ... Also served as a graduate assistant strength and conditioning coach at Appalachian State University from 2006-08 ... Began his strength and conditioning coaching career at Mike Boyle Strength and Conditioning in summer of 2006.

PERSONAL: Is a certified and registered strength and conditioning coach by the National Strength and Conditioning Association and is a member of the Professional Baseball Strength and Conditioning Coach Society ... Is a 2008 graduate of Appalachian State University, where he received a master's degree in exercise science ... Also a 2005 graduate of East Carolina University, where he received a bachelor's degree in exercise science ... Resides in Clay, N.Y., with his wife Erin ... Has two sons; Carter (4) and Weston (1).



Christopher Bostick avoided injury en route to playing in a team-high 126 games and winning 2017 Team MVP honors. (Photo by Adam Pintar)



TANNER ANDERSON

RH PITCHER

Ht: 6-2

Wt: 195

Bats: Right

Throws: Right

Born: May 27, 1993 in Boynton Beach, Fla.

Opening Day Age: 24

ML Service: 0.000

2018 Baseball America Ranking (PIT): N/A

Acquired: Selected by PIT in the 20th round (607th overall) of the 2015 MLB June Amateur Draft

Single-Game Bests/Misc.

Complete Games

N/A

Shutouts

N/A

Innings (Start)

8.0 (2x)

Last - 7/26/17 @ Reading (AA)

Innings (Relief)

5.0

5/13/16 @ Lakewood (A)

Hits Allowed

10

6/6/17 @ Harrisburg (AA)

Earned Runs Allowed

7

6/27/16 vs. Lexington (A)

Home Runs Allowed

2

6/29/17 @ Bowie (AA)

Strikeouts

9

7/26/17 @ Reading (AA)

10+ Strikeout Games

N/A

Walks

4 (2x)

Last - 8/8/17 vs. Reading (AA)

Winning Streak

4 (2x)

Last - 6/6-24/17 (AA)

Losing Streak

5

5/9-31/17 (AA)

PERSONAL

- Tanner Ackley Anderson.
- Graduated from Harvard (Cambridge, Mass.) University in 2015.
- Went 0-4 with a team-high four saves and a 4.08 ERA in 13 games (six starts) as a senior; also hit .305 (18-for-59) with 11 runs and 11 RBI that year.
- Was a second-team All-Ivy League second baseman as a sophomore; also threw a 10-inning, 138-pitch complete game against Brown (W, 4-2) to earn Ivy League Pitcher of the Week honors on April 20, 2012.
- Originally majored in biochemical engineering at Harvard, but switched to History of Science.
- 2010 graduate of H.B. Plant (Tampa, Fla.) High School.

TRANSACTIONS

- Selected by PIT (20th round, 607th overall) in the 2015 MLB June Amateur Draft.

2017

- Spent the entire season with Double-A Altoona and went 10-8 with a 3.38 ERA (50 ER/133.1 IP).
- Tied for the team-high in wins among Curve pitchers.
- Struck out a career-high 97 batters and finished tied for fifth in the Eastern League in wins and ERA.
- Made two EL Playoff appearances for the Curve, registering one save, a 0.00 ERA (0 ER/3.2 IP) and three strikeouts en route to the EL Championship.
- Won four straight starts from 6/6-24, tying a career-high win streak.
- Made eight quality starts, including three without allowing an earned run.
- Went 6-3 at home with a 2.55 ERA (17 ER/60.0 IP) with 47 strikeouts and only 14 walks.
- Put together his best month in June, winning four of his five starts.
- Got the holiday start on Independence Day, tossing 8.0 scoreless innings and allowing only four hits in a home win.
- Recorded his best start of the season on 7/26 at Reading (8.0ip, 5h, 1 bb, 9k), giving him the first nine strikeout game of his career.
- Transitioned to a reliever role in late July, getting two wins in 10 relief appearances to end the year.
- Lost career- and team-high eight games, including five straight games in May.

2016

- Split season between Class-A West Virginia and High-A Bradenton, amassing a 3-3 record with one save and a 3.58 ERA (35 ER/88.0 IP).
- Made 33 appearances as a reliever and three as a starter during the regular season.
- Made three relief appearances in Florida State League playoffs, throwing 6.2 innings and striking out eight batters.
- Recorded two saves in FSL Title series, including one in the championship-deciding game against Tampa.
- Won two of his seven games in May for West Virginia with a 3.18 ERA (6 ER/17.0 IP) and 17 strikeouts.
- Registered a 1.06 WHIP through 19 appearances with the Power.
- Went 6.0 innings and surrendered no earned runs in only quality start of season for the Power on 6/13 at Lexington.

2015


- Split season between Rookie-Advanced Bristol and Short-Season A West Virginia and went 5-0 with three saves and a 2.83 ERA (9 ER/28.2 IP).
- Recorded 19 strikeouts in 22.2 innings with Bristol to begin the season.
- Notched either a win or save in all five save opportunities for Bristol.
- Walked just two batters all year, none during his time in West Virginia.
- Allowed multiple earned runs in only two appearances during the regular season.
- Recorded a 1.08 WHIP on the season, a career-best mark.

AWARDS & HONORS

N/A

CAREER PITCHING STATS

YEAR	TEAM	LG	LVL	ORG	W-L	ERA	G	GS	CG	SHO	SV-SVO	IP	H	R	ER	HR	HB	BB-IBB	SO	AVG	WHIP
2015	Bristol	APP	R+	PIT	4-0	2.38	12	0	0	0	3-5	22.2	21	6	6	0	0	2-0	19	.241	1.01
2015	WV Black Bears	NYP	A-	PIT	1-0	4.50	3	0	0	0	0-0	6.0	8	3	3	0	0	0-0	6	.333	1.33
2016	WV Power	SAL	A	PIT	2-2	3.42	19	1	0	0	0-3	47.1	37	19	18	0	0	13-0	33	.218	1.06
2016	Bradenton	FSL	A+	PIT	1-1	3.76	17	2	0	0	1-1	40.2	49	22	17	2	2	9-0	17	.302	1.43
2017	Altoona	EAS	AA	PIT	10-8	3.38	30	19	0	0	0-3	133.1	134	54	50	6	1	33-2	97	.263	1.25
Minor League Totals					18-11	3.38	81	22	0	0	4-12	250.0	249	104	94	8	3	57-2	172	.261	1.22



BARRETT BARNES

OUTFIELDER

Ht: 5-11

Wt: 215

Bats: Right

Throws: Right

Born: July 29, 1991 in Sugar Land, Texas

Opening Day Age: 26

ML Service: 0.000

2018 Baseball America Ranking (PIT): N/A

Acquired: Selected by PIT in the 1st round (Supplemental, 45th overall) of the 2012 MLB June Amateur Draft

@b_barnes1991

Single-Game Bests/Misc.

Hits

4 (3x)

Last - 4/15/15 @ Dunedin (A+)

Home Runs

2 (2x)

Last - 6/9/15 @ Clearwater (A+)

RBI

6

6/21/13 vs. Lakewood (A)

Runs

2 (31x)

Last - 6/11/17 vs. Columbus (AAA)

Stolen Bases

2 (4x)

Last - 8/2/15 vs. Akron (AA)

Walks

3 (2x)

Last - 7/15/15 vs. Lakeland (A+)

Hit Streak

13

8/14-8/29/16 (AA)

Grand Slams

N/A

Multi-home Games

2

Last - 6/9/15 @ Clearwater (A+)

PERSONAL

- Barrett Alexander Barnes.
- Attended Texas Tech University and played baseball for three years, batting .325 (67-for-206) with 17 doubles, six triples, nine home runs, 49 RBI, 53 runs scored and 19 stolen bases in 55 games as a junior.
- Was listed by *Baseball America* as the 21st-best position player in the 2012 draft and as having the "Best Raw Power" in the Big 12.
- Became the second player in Texas Tech history to bat .300, record 500 at-bats, score 150 runs, collect 200 hits, 50 doubles, 30 home runs, 100 RBI, 100 walks and 50 stolen bases, joining Texas Tech alum Clint Bryant from 1993-96.
- Ranks fifth in school history in doubles (51), runs (171) and total bases (371), sixth in walks (113), seventh in at-bats (637), ninth in home runs (33) and tied for ninth in hits (203).
- Is one of four players in school history to earn All-Big 12 honors in three consecutive seasons.
- 2009 graduate of Fort Bend High School (Sugar Land, Texas).
- His uncle, Anthony Young, pitched six seasons in the big leagues with the New York Mets, Chicago Cubs and Houston Astros.

TRANSACTIONS

- Selected by PIT (1st round, Supplemental, 45th overall) in the 2012 MLB June Amateur Draft.

2017

- Did not join Indy until 5/14 and hit .247 (18-for-73) with eight RBI in 24 games before going on the disabled list with a right hamstring strain on 6/13.
- Robbed Columbus' Chris Colabello of a home run at the left field wall on 5/16 at Huntington Park.
- Hit a walk-off sacrifice fly on 5/21 vs. Toledo to give the Tribe a 3-2 win in 11 innings.
- Played in four rehab games with the GCL Pirates from 8/19-25, batting .154 (2-for-13).
- Hit his first career Triple-A home run in the regular season finale on 9/4 at Toledo.

2016

- Entered the season rated as Pittsburgh's No. 24 prospect according to *Baseball America*.
- Spent entire campaign with Double-A Altoona and recorded a .306 average (124-for-405) with 28 doubles, seven triples, nine home runs, 47 RBI and 10 stolen bases in 124 games.
- Set career highs in games played, at-bats, hits, doubles, triples and home runs (tied).
- Finished among Eastern League leaders in on-base percentage (.44th, .377), average (.6th), OPS (.6th, .853), slugging percentage (.7th, .477) and triples (T-8th).
- Hit .404 (38-for-94) with 10 extra-base hits in 27 games during the month of July.
- Recorded a career-high 13-game hit streak from 8/14-29, batting .408 (20-for-49) with six home runs and 15 RBI during the stretch.
- Was twice selected as the EL Player of the Week in August (8/15 & 8/29); also tabbed by MiLB.com as the EL Player of the Month for August in which he hit .360 (31-for-86) with six doubles, eight home runs and 22 RBI in 26 games.
- Selected as Altoona's Most Valuable Player.
- Was named an MiLB.com Organization All-Star.

2015

- Prior to the season, was listed as Pittsburgh's No. 23 prospect in *Baseball America*.
- Appeared in 58 games with High-A Bradenton, batting .261 (61-for-234) with 16 doubles, six home runs, 24 RBI and 13 stolen bases.
- Promoted to Altoona on 7/23 and hit .246 (31-for-126) with three home runs and 17 RBI in 37 contests.
- Set career highs in runs (62) and stolen bases (17).
- Belted a grand slam in Game 1 of the EL Western Division Series on 9/9 vs. Bowie, helping fuel a seven-run Curve comeback win.

2014

- Baseball America* rated him as Pittsburgh's No. 13 prospect prior to the season.
- Began the season with Class-A West Virginia and hit .154 (2-for-13) in four games.
- Placed on the disabled list on 4/7 with a hamstring injury.
- Appeared in seven games on a rehab assignment with the GCL Pirates and batted .313 (5-for-16) with two doubles, two home runs and five RBI.
- Following his rehab, was assigned to Bradenton and hit .238 (5-for-21) with two doubles in six games.

2013

- Entered the season as Pittsburgh's No. 9 prospect according to *Baseball America*.
- Began his campaign in extended spring training before being assigned to West Virginia on 4/18.
- Was named the South Atlantic League Player of the Week after batting .350 (7-for-20) with three doubles, two home runs and nine RBI in four games from 6/17-23.
- On 6/21, recorded a career-high six RBI in a 3-for-5, two-homer performance vs. Lakewood.
- Batted .297 (33-for-111) after the SAL All-Star break but had his season end on 7/24 after a right hamstring injury.

2012

- Made his professional debut with Short-Season A State College, batting .288 (36-for-125) with six doubles, five home runs, 24 RBI and 10 stolen bases in 38 games.
- Was named to the New York-Penn League midseason All-Star team but did not play due to injury.
- Suffered a stress fracture in his leg on 7/30, which ended his season.

AWARDS & HONORS

Altoona Team Most Valuable Player (2016)

MiLB.com EAS Player of the Month (8/2016)

EAS Player of the Week (8/15/16)

MiLB.com Organization All-Star (2016)

EAS Player of the Week (8/29/16)

SAL Player of the Week (6/24/13)

CAREER BATTING STATS

YEAR	TEAM	LG	LV	ORG	AVG	G	AB	R	H	2B	3B	HR	RBI	BB	IBB	SO	SB	CS	OBP	SLG	OPS	SF	SAC	HBP	GI/DP
2012	State College	NYP	A-	PIT	.288	38	125	16	36	6	0	5	24	17	0	21	10	6	.401	.456	.857	2	1	8	3
2013	WV Power	SAL	A	PIT	.268	46	183	26	49	9	0	5	24	17	1	48	10	3	.338	.399	.737	1	2	3	1
2014	WV Power	SAL	A	PIT	.154	4	13	1	2	0	0	0	2	2	0	2	2	0	.267	.154	.421	0	0	0	0
2014	GCL Pirates	GCL	R	PIT	.313	7	16	5	5	2	0	2	5	6	0	3	1	0	.560	.813	1.373	0	0	3	1
2014	Bradenton	FSL	A+	PIT	.238	6	21	3	5	2	0	0	1	3	0	5	1	0	.333	.333	.666	0	0	0	0
2015	Bradenton	FSL	A+	PIT	.261	58	234	45	61	16	2	6	24	28	1	41	13	5	.359	.423	.782	2	3	9	4
2015	Altoona	EAS	AA	PIT	.246	37	126	17	31	6	0	3	17	16	0	25	4	4	.338	.365	.703	1	1	2	2
2016	Altoona	EAS	AA	PIT	.306	124	405	60	124	28	7	7	47	41	1	105	10	4	.377	.477	.854	2	4	6	7
2017	GCL Pirates	GCL	R	PIT	.154	4	13	2	0	0	0	0	1	0	0	2	0	0	.214	.154	.368	0	0	0	0
2017	Indianapolis	INT	AAA	PIT	.247	31	93	13	23	8	0	1	10	10	1	34	1	0	.357	.366	.723	2	2	7	2
Minor League Totals					.275	355	1229	187	338	77	9	31	154	141	4	286	52	22	.365	.428	.793	10	13	38	20



CHRISTOPHER BOSTICK UTILITY

Ht: 5-10 **Wt:** 200 **Bats:** Right **Throws:** Right
Born: March 24, 1993 in Rochester, N.Y.
Opening Day Age: 25
ML Service: 0.034
2018 Baseball America Ranking (PIT): N/A
Acquired: Trade (WSH) on 9/26/16 in exchange for C Taylor Gushue and cash considerations

Single-Game Bests/ Misc.

Hits
 4 (2x)
 Last - 5/13/17 vs. Norfolk (AAA)

Home Runs
 2
 6/15/13 vs. Clinton (A)

RBI
 4 (6x)
 Last - 7/31/15 @ Portland (AA)

Runs
 3 (6x)
 Last - 5/21/16 vs. Bowie (AA)

Stolen Bases
 2 (9x)
 Last - 5/21/16 vs. Bowie (AA)

Walks
 3 (2x)
 Last - 8/15/14 @ Salem (A+)

Hit Streak
 16
 6/15/13-7/4/13 (A)

Grand Slams
 1
 5/30/13 vs. Wisconsin (A)

Multi-home Games
 1
 6/15/13 vs. Clinton (A)

PERSONAL

- Christopher Michael Bostick.
- Participated in Pittsburgh's annual caravan and Piratefest event in Dec. 2016.
- Played for the Webster Yankees in the New York Collegiate League prior to signing with OAK and hit .413 (57-for-138) in 36 games.
- Signed a letter of intent to play baseball at St. John's University.
- 2011 graduate of the Aquinas Institute (Rochester, N.Y.), where he hit .510 as a senior; also starred as a wide receiver and helped lead the Little Irish to a 2010 state title.

TRANSACTIONS

- Selected by OAK (44th round, 1,336th overall) in the 2011 MLB June Amateur Draft.
- Traded from OAK to TEX on Dec. 3, 2013 with OF Michael Choice in exchange for OF Chris Gentry and RHP Josh Lindblom.
- Traded from TEX to WSH on Dec. 11, 2014 with RHP Abel De Los Santos in exchange for LHP Ross Detwiler.
- Traded from WSH to PIT on Sept. 26, 2016 in exchange for C Taylor Gushue and cash considerations.
- Had his first start selected by WSH on Nov. 19, 2015.

2017

- Was on Indy's Opening Day roster; hit .294 (143-for-486) with seven home runs, 33 doubles and 57 RBI in a team-high 126 games played.
- Made his MLB debut on 5/8 with Pittsburgh at Dodger Stadium; went 0-for-4 with a walk in three games before returning to Indianapolis.
- From 4/15-5/19 (25 games in Indy), he paced the International League in batting (.396, 42-for-106) and doubles (11); was second in hits and OPS (1.019).
- Was selected to the IL midseason All-Star Team as an OF; went 0-for-3 with a walk and strikeout.
- Led the Tribe in average, doubles, runs scored (75) and multi-hit games (44) en route to Team MVP and Silver Slugger Award honors.
- Hit over .300 in April (.337), May (.309) and Aug. (.344).
- Finished among IL leaders in hits (2nd), doubles (3rd), runs (T-3rd) and average (4th).
- First Tribe player since Matt Hague (2011) to have 30+ doubles, 50+ RBI and 70+ runs in a season.
- Recorded his first MLB hit on 9/7 vs. Chicago (NL), a double off RHP Felix Pena.
- Recognized as Indy's Pirates Community Commitment Award winner; led Tribe players with 34 volunteer service hours.

2016

- Entered the season rated as Washington's No. 25 prospect according to *Baseball America*.
- In 135 games between Double-A Harrisburg and Triple-A Syracuse, batted .250 (121-for-484) with 22 doubles, eight home runs and 51 RBI.
- Set a career high with 10 triples on the season and matched single-game career bests in runs scored (3) and stolen bases (2) on 5/21 vs. Bowie.
- Opened his campaign with Harrisburg, where he hit .290 (76-for-262) with 11 doubles, eight triples, six homers and 33 RBI in 71 contests.
- Batted .324 (36-for-111) with 10 extra-base hits, 14 RBI and 13 multi-hit performances in 29 games during the month of May.
- Hit .377 (23-for-61) with RISP for Harrisburg.

2015

- Between High-A Potomac and Harrisburg, hit .258 (137-for-530) with 22 doubles, 12 home runs, 58 RBI and a career-high 31 stolen bases in 137 games, also a career high.
- Batted .412 (21-for-51) in 13 games for Potomac during the month of June, eventually earning a 6/15 promotion to Harrisburg.
- Matched his career-high single-game RBI total with four on 7/31 at Portland.

- Played for Salt River in the Arizona Fall League and hit .268 (19-for-71) with four long balls and 12 RBI in 20 games.

2014

- Began season as Oakland's No. 18 prospect by *Baseball America*.
- Spent the entire season at High-A Myrtle Beach, where he batted .251 (124-for-495) with 31 doubles, eight triples, 11 home runs and 62 RBI in 130 contests.
- Set career highs in doubles and runs scored (81).
- Finished among Carolina League leaders in runs (2nd), total bases (2nd, 204), games played (4th) doubles (T-5th), triples (T-5th), hits (T-6th), stolen bases (9th, 24), RBI (T-9th) and homers (T-10th).
- Hit .330 (35-for-106) in July; notched the first four-hit game of his career on 7/30 at Potomac.

2013

- Before the season, was ranked as Oakland's No. 20 prospect by *Baseball America*.
- Spent the entire season with Class-A Beloit and batted .282 (138-for-489) with 25 doubles, eight triples, 14 home runs and 89 RBI in 129 games.
- Established career highs in batting average, hits, total bases (221), home runs, RBI and walks (51).
- Ranked among Midwest League leaders in RBI (3rd), total bases (4th), games played (T-7th), hits (T-10th) and runs (T-10th, 75).
- Belted only career grand slam on 5/30 vs. Wisconsin.
- Kicked off a career-high 16-game hit streak with a two-homer game on 6/15 vs. Clinton; streak stretched through 7/4.
- Named the Midwest League Player of the Week from 6/10-16 after hitting .458 (11-for-24) with four home runs and 14 RBI in seven games.
- Was named an MiLB.com Organization All-Star.

2012

- Rated by *Baseball America* as Oakland's No. 24 prior to the season.
- In 70 games for Short-Season A Vermont, hit .251 (70-for-279) with 16 doubles, three home runs, 29 RBI and 12 stolen bases.
- Selected to play in the New York-Penn League All-Star Game after batting .260 (50-for-192) with 15 extra-base hits and 19 RBI during the first half.

2011


- Batted .442 (23-for-53) with one home run and five RBI in 14 games for the AZL Athletics.
- Reached base safely in each of the 14 games; hit safely in the first 13 before going 0-for-1 with a hit-by-pitch in his final game on 8/27.

AWARDS & HONORS

Indianapolis Team MVP (2017) MiLB.com Organization All-Star (2017) MiLB.com Organization All-Star (2013) NYP All-Star (Mid, 2012)
 Indianapolis Silver Slugger (2017) International League All-Star (Mid, 2017) MID Player of the Week (6/17/13)

CAREER BATTING STATS

YEAR	TEAM	LG	LVL	ORG	AVG	G	AB	R	H	2B	3B	HR	RBI	BB	IBB	SO	SB	CS	OBP	SLG	OPS	SF	SAC	HBP	GIDP
2011	AZL Athletics	AZL	R	OAK	.442	14	52	13	23	6	1	5	3	0	12	4	0	.482	.654	1.136	0	1	1	1	
2012	Beloit	MID	A	OAK	.251	70	279	41	70	16	4	3	29	27	0	66	12	5	.325	.369	.694	1	5	4	6
2013	Beloit	MID	A	OAK	.282	129	489	75	138	25	8	14	89	51	0	122	25	8	.354	.452	.806	5	4	6	7
2014	Myrtle Beach	CAR	A+	TEX	.251	130	495	81	124	31	8	11	62	47	1	116	24	11	.322	.412	.734	4	3	7	8
2015	Potomac	CAR	A+	WSH	.274	62	234	23	64	10	3	4	18	19	0	44	15	3	.344	.393	.737	2	2	7	4
2015	Harrisburg	EAS	AA	WSH	.247	75	296	34	73	12	5	8	40	12	0	56	16	5	.286	.402	.688	2	2	5	7
2016	Harrisburg	EAS	AA	WSH	.290	71	262	34	76	11	8	6	33	25	0	58	8	3	.356	.462	.818	4	2	4	3
2016	Syracuse	INT	AAA	WSH	.203	64	222	27	45	11	2	2	18	16	1	67	3	2	.261	.297	.558	1	1	2	4
2017	Indianapolis	INT	AAA	PIT	.294	126	486	75	143	33	3	7	57	45	1	97	8	9	.362	.418	.780	3	7	8	8
2017	Pittsburgh	LML	MLB	PIT	.296	20	76	8	2	0	0	1	4	0	0	9	0	1	.406	.370	.776	0	0	1	0
Minor League Totals					.269	741	2815	403	756	155	42	56	351	245	3	638	115	51	.334	.413	.747	22	27	44	48
Major League Totals					.296	20	76	8	2	0	0	1	4	0	0	9	0	1	.406	.370	.777	0	0	1	0



J.T. BRUBAKER

RH PITCHER

Ht: 6-3

Wt: 185

Bats: Right

Throws: Right

Born: November 17, 1993 in Springfield, Ohio

Opening Day Age: 24

ML Service: 0.000

2018 Baseball America Ranking (PIT): N/A

Acquired: Selected by PIT in the 6th round (187th overall) of the 2015 MLB June Amateur Draft

Single-Game Bests/Misc.

Complete Games

1

7/4/16 @ Charlotte (A+)

Shutouts

N/A

Innings (Start)

7.0 (5x)

Last - 8/20/17 @ New Hampshire (AA)

Innings (Relief)

3.0

5/21/17 vs. Erie (AA)

Hits Allowed

9 (3x)

Last - 7/29/17 vs. Trenton (AA)

Earned Runs Allowed

6

6/25/17 vs. Hartford (AA)

Home Runs Allowed

3 (2x)

Last - 6/25/17 vs. Hartford (AA)

Strikeouts

11

6/2/16 @ Augusta (A)

10+ Strikeout Games

2

Last - 6/13/17 vs. Portland (AA)

Walks

5

8/25/17 vs. Bowie (AA)

Winning Streak

4

7/9-31/15 (A-)

Losing Streak

5

4/28-5/23/16 (A)

PERSONAL

- Jonathan Trey Brubaker.
- Attended the University of Akron, where he went 5-4 with a 3.63 ERA (36 ER/89.1 IP) in 15 games (15 starts) as junior in 2015; led the Zips in strikeouts (72) and starts while finishing second in wins and innings pitched that year.
- Was the third Akron player to be drafted in the last four years.
- Led the Zips in strikeouts (39) as a freshman in 2013 while making 12 starts.
- 2012 graduate of Tecumseh (New Carlisle, Ohio) High School, where he was a two-year letterwinner in baseball; also played basketball up through his sophomore year.

TRANSACTIONS

- Selected by PIT (6th round, 187th overall) in the 2015 MLB June Amateur Draft.

2017

- Spent the whole season with Double-A Altoona, going 7-6 with a 4.44 ERA (64 ER/129.2 IP).
- Tossed 109 strikeouts, one of two Curve pitchers to surpass the 100-K mark.
- Recorded the second 10+ strikeout game of his career on 6/13 vs. Portland.
- Walked his fewest number of batters in a full season after walking 45 with the Curve.
- Gave up nine home runs, the fewest home runs in a full season of his career.
- Compiled a three-game winning streak twice during the regular season.
- Got a win in an 8.0-inning, six-strikeout performance in Game 2 of the Eastern League Championship Series against Trenton.
- Did not lose a game in May and owned a 2.16 ERA (4 ER/16.2 IP).
- Racked up 43 strikeouts with runners on base during the regular season.
- Gave up just one hit with the bases loaded (.071, 1-for-14).
- Allowed a career-high 150 hits and tied a career high in runs allowed with 73.
- Lost back-to-back starts twice during the season.
- Pitched for the Glendale Desert Dogs in the Arizona Fall League and went 0-1 with a 2.63 ERA (4 ER/13.2 IP) and 16 strikeouts in eight relief appearances.

2016

- Split season between Class-A West Virginia and High-A Bradenton and went 6-11 with a 4.44 ERA (64 ER/129.2 IP).
- Set career-high total for strikeouts with 120, 77 of them coming in West Virginia.
- Struck out 11 batters on 6/2 at Augusta, reaching a career-best for strikeouts in a game.
- Recorded a sub-3.00 monthly ERA twice in West Virginia -- in April (2.67 ERA, 8 ER/27.0 IP) and June (1.50 ERA, 2 ER/12.0 IP).
- Allowed just a .208 batting average against right-handed opponents during tenure with the Power.
- Threw a complete game on 7/4 with Bradenton at Charlotte, the only complete game of his career.
- Made 10 quality starts out of 26 total for both clubs.
- Lost five starts in a row from 4/28-5/23, the longest losing streak of his career.

2015


- Spent the entire season with Short-Season A West Virginia, compiling a 6-4 record and a 2.82 ERA (23 ER/73.1 IP).
- Named New York-Penn League Pitcher of the Week on 7/27 after winning two games (7/20 at Auburn, 7/25 vs. Staten Island), allowing no earned runs and five total baserunners (three hits, two walks) with nine punchouts over 11.0 total innings.
- Got all six wins after 7/3, losing just a single game in his final 12 starts.
- Threw 49 strikeouts compared to 12 walks during the regular season.
- Went 6.0 scoreless innings and struck out six in Game 1 of the NYPL Championship Series.
- Recorded a quality start in his final three outings of the regular season, including a season-high seven strikeout performance on 9/2.
- Notched the only sub-1.00 WHIP of his career with a 0.94 mark with the Black Bears.
- Went a perfect 2-0 following the All-Star break with a 1.64 ERA (4 ER/22.0 IP).

AWARDS & HONORS

NYP Pitcher of the Week (7/27/15)

CAREER PITCHING STATS

YEAR	TEAM	LG	LVL	ORG	W-L	ERA	G	GS	CG	SHO	SV-SVO	IP	H	R	ER	HR	HB	BB-IBB	SO	AVG	WHIP
2015	WV Black Bears	NYP	A-	PIT	6-4	2.82	15	15	0	0	0-0	73.1	57	26	23	3	3	12-0	49	.216	0.94
2016	WV Power	SAL	A	PIT	4-5	3.48	12	12	0	0	0-0	62.0	56	30	24	9	3	24-0	77	.241	1.29
2016	Bradenton	FSL	A+	PIT	2-6	5.32	14	14	1	0	0-0	67.2	77	43	40	6	7	22-0	43	.289	1.46
2017	Altoona	EAS	AA	PIT	7-6	4.44	26	26	0	0	0-0	129.2	150	73	64	9	8	45-0	109	.291	1.50
Minor League Totals					19-21	4.09	67	65	1	0	0-0	332.2	340	172	151	27	21	103-0	278	.266	1.33



NICK BURDI

RH PITCHER

Ht: 6-5 **Wt:** 220 **Bats:** Right **Throws:** Right
Born: January 19, 1993 in Hinsdale, Ill.
Opening Day Age: 25
ML Service: 0.000
2018 Baseball America Ranking (PIT): No. 25
Acquired: Trade (PHI) on 12/14/17 in exchange for international bonus slot money

@NickyBurdi19

Single-Game Bests/Misc.

Complete Games

N/A

Shutouts

N/A

Innings (Start)

N/A

Innings (Relief)

2.2

8/28/15 @ Birmingham (AA)

Hits Allowed

4

5/22/15 @ Mobile (AA)

Earned Runs Allowed

5

6/17/15 vs. Jacksonville (AA)

Home Runs Allowed

1 (5x)

Last - 4/28/17 @ Jacksonville (AA)

Strikeouts

5 (2x)

Last - 8/14/15 vs. Tennessee (AA)

10+ Strikeout Games

N/A

Walks

4 (2x)

Last - 4/9/15 @ Montgomery (AA)

Winning Streak

2 (4x)

Last - 5/7(2)-9/17 (AA)

Losing Streak

2

4/9-17/15 (AA)

PERSONAL

- Nicholas Edward Burdi.
- Pitched three seasons for the University of Louisville (2012-14) and went 7-6 with a 1.80 ERA (19 ER/35.0 IP), 141 strikeouts and 34 saves in 74 games (three starts).
- Holds UL single-season (18, 2014) and career records (34) for saves; was named a Golden Spikes Award finalist in '14 after posting a 0.49 ERA (2 ER/37.0 IP) and 65 strikeouts in 32 games as a junior.
- Ranked by MLB as the 31st overall prospect and the 36th overall by Baseball America entering the 2014 draft.
- 2011 graduate of Downers Grove (Ill.) South High School, where he was a three-year letterwinner in baseball and two-year letterwinner in football as a quarterback.
- Ranked by Perfect Game USA as one of the top 50 players in the nation in the class of 2011.

TRANSACTIONS

- Selected by MIN (24th round, 748th overall) in the 2011 MLB June Amateur Draft, but did not sign.
- Selected by MIN (2nd round, 46th overall) in the 2014 MLB June Amateur Draft.
- Selected by PHI from MIN in MLB Phase of Rule 5 Draft on Dec. 14, 2017.
- Traded from PHI to PIT on Dec. 14, 2017 in exchange for international bonus slot money.

2017

- Named Minnesota's 15th-best prospect, according to *Baseball America*, ahead of the 2017 season.
- Spent the whole season with Double-A Chattanooga, going 2-0 with a save and 0.53 ERA (1 ER/17.0 IP).
- Won consecutive games for the Lookouts in early May, his best month of the season (2-0, 8.2 IP, 4 H, 0 ER, 10 K, 1 BB).
- Tossed 20 strikeouts compared to just four walks allowed in 14 relief appearances.
- Registered his lowest WHIP in a season (0.76).
- Placed on DL on 5/26 with a right UCL tear that forced him to miss the remainder of the season.
- Had Tommy John surgery to repair torn UCL.

2016

- Ranked Minnesota's 10th best prospect, according to *Baseball America*, before the 2016 season.
- Spent all three games of his season with Chattanooga and went 1-0 with a 9.00 ERA (3 ER/3.0 IP).
- Made three 1.0-inning relief appearances in late April for the Lookouts, getting the win on 4/25 against Birmingham.
- Placed on DL on 4/7, but was reactivated on 4/22.
- Placed on DL for the rest of the season on 5/5 with a bruise on his right humerus bone.

2015

- Rated Minnesota's 7th-best prospect, according to *Baseball America*, prior to the 2015 season.
- Split the season between High-A Fort Myers and Chattanooga, going 5-6 with four saves and a 3.82 ERA (27 ER/63.2 IP).
- Racked up a career-high 83 strikeouts between both leagues during the regular season.
- Pitched a career-high 2.2 innings on 8/28 at Birmingham, striking out two and walking two while getting the save.
- Pitched mainly in a setup role for Chattanooga, notching a 1.20 ERA (2 ER/15.0 IP) in his 8th-inning appearances.
- Gave up a .188 opposing batting average against right-handers with the Lookouts.
- Tossed 32 strikeouts and gave up a .169 batting average with RISP between both teams.
- Started the season with the only two-game losing streak of his career.

2014

- Split the season between Class-A Cedar Rapids and Fort Myers, going 2-0 with five saves and a 2.66 ERA (6 ER/20.1 IP).
- Converted all four of his save opportunities with Cedar Rapids.
- Got the win in final two appearances of the season, both in Fort Myers.
- Allowed four hits in 42 at-bats against opposing righties (.095).
- Struck out 38 batters and walked only 10 during the regular season.
- Surrendered four of his six earned runs of the season in his professional debut on 6/29 vs. Clinton.
- Pitched 5.1 innings and fanned eight batters in Fort Myers' postseason run that resulted in a Florida State League championship.
- Went the entire month of August without giving up a run (10.1 IP, 17 K, 3 BB, 3 SV).

AWARDS & HONORS

AFL All-Prospect Team (2015)

AFL Rising Stars (2015)

CAREER PITCHING STATS

YEAR	TEAM	LG	LVL	ORG	W-L	ERA	G	GS	CG	SHO	SV-SVO	IP	H	R	ER	HR	HB	BB-IBB	SO	AVG	WHIP
2014	Cedar Rapids	MID	A	MIN	0-0	4.15	13	0	0	4-4	13.0	8	6	6	0	0	0	8-0	26	.174	1.23
2014	Fort Myers	FSL	A+	MIN	2-0	0.00	7	0	0	1-1	7.1	5	0	0	0	1	2-0	12	.208	0.95	
2015	Fort Myers	FSL	A+	MIN	2-2	2.25	13	0	0	2-4	20.0	12	7	5	1	0	3-0	29	.179	0.75	
2015	Chattanooga	SOU	AA	MIN	3-4	4.53	30	0	0	2-4	43.2	40	25	22	3	1	32-0	54	.242	1.65	
2016	Chattanooga	SOU	AA	MIN	1-0	9.00	3	0	0	0-1	3.0	4	3	3	0	0	1-0	1	.308	1.67	
2017	Chattanooga	SOU	AA	MIN	2-0	0.53	14	0	0	1-2	17.0	9	1	1	1	1	0	4-1	20	.161	0.76
Minor League Totals					10-6	3.20	80	0	0	0	10-16	104.0	78	42	37	5	2	50-1	142	.210	1.23



AUSTIN COLEY

RH PITCHER

Ht: 6-2

Wt: 205

Bats: Right

Throws: Right

Born: July 14, 1992 in Murfreesboro, Tenn.

Opening Day Age: 25

ML Service: 0.000

2018 Baseball America Ranking (PIT): N/A

Acquired: Selected by PIT in the 8th round (251st overall) of the 2014 MLB June Amateur Draft

@AustinColey

Single-Game Bests/Misc.

Complete Games

2

Last - 6/26/16 @ Fort Myers (A+)

Shutouts

1

5/18/16 (2) @ Brevard County (A+)

Innings (Start)

8.0

6/26/16 @ Fort Myers (A+)

Innings (Relief)

5.1

6/4/17 @ Bowie (AA)

Hits Allowed

10 (4x)

Last - 8/19/17 @ New Hampshire (AA)

Earned Runs Allowed

7

7/22/16 vs. Daytona (A+)

Home Runs Allowed

3 (2x)

Last - 6/26/16 @ Fort Myers (A+)

Strikeouts

8 (5x)

Last - 8/29/17 @ Richmond (AA)

10+ Strikeout Games

N/A

Walks

6

8/5/16 @ St. Lucie (A+)

Winning Streak

6

4/21-5/18/16 (2) (A+)

Losing Streak

2 (7x)

Last - 8/4-12/17 (2) (AA)

PERSONAL

- ★ Sterling Austin Coley.
- ★ Attended Belmont (Tenn.) University and led the Ohio Valley Conference in ERA (2.72) while also going 5-1 in 2014; was a second team All-OVC selection.
- ★ 2011 graduate of Siegel (Murfreesboro, Tenn.) High School.

TRANSACTIONS

- ★ Selected by NYM (27th round, 806th overall) in the 2013 MLB June Amateur Draft, but did not sign.
- ★ Selected by PIT (8th round, 251st overall) in the 2014 MLB June Amateur Draft.

2017

- ★ Spent all season with Double-A Altoona, registering a 6-4 record and a 3.01 ERA (48 ER/143.2 IP).
- ★ Finished the year top 10 in the Eastern League in WHIP (T-4th, 1.22), innings (5th, 143.2) and strikeouts (8th, 114).
- ★ Led Altoona in strikeouts and ERA among starting pitchers.
- ★ Named Eastern League Pitcher of the Week on 9/4 after recording two wins and 10 strikeouts in 14.0 scoreless innings spanning two starts.
- ★ Pitched effectively in 15 appearances on the road (5-1, 2.62 ERA [22 ER/75.2 IP], 61 K).
- ★ Compiled nine new career-best figures, including fewest homers allowed (10), fewest earned runs allowed (48), and games (29).
- ★ Won Game 3 of Eastern League Division Series to send Curve to the league title series, pitching 6.0 innings and allowing one run.
- ★ Put together his best month in July (3-0, 2.61 ERA [11 ER/38.0 IP], 33 K, 8 BB).
- ★ Posted a groundout-to-flyout ratio of 1.20, the best mark of his career.
- ★ Allowed a career-high-tying 10 hits twice during the regular season, both occurring in August.

2016

- ★ Spent the season in with High-A Bradenton and went 12-10 with a 4.65 ERA (72 ER/139.1 IP).
- ★ Tossed the only complete games of his career, one at Brevard County on 5/18 (7.0ip, 0er, 3bb, 2k) and the other at Fort Myers on 6/26 (8.0ip, 8h, 5er, 3hr, 2k).
- ★ His 5/18 start at Brevard County marked the lone shutout of his career.
- ★ Won eight of nine starts from 4/21-6/3, allowing fewer than two earned runs per start and lasting five or more innings in every start during that stretch.
- ★ Put forth a great month of May (5-1, 2.17 ERA [9 ER/37.1 IP], CG, SHO, 24 K).
- ★ Went 8-5 before the All-Star break; scuffled a bit in the season's second half, going 4-5 after the break.
- ★ Lost back-to-back starts three times, including his first two and last two decisions of the season.
- ★ Allowed a career-high seven earned runs, off of eight hits and two walks, in a matchup vs. Daytona on 7/22.

2015

- ★ Spent the entire season with Class-A West Virginia, going 16-6 with a 3.66 ERA (60 ER/147.2 IP).
- ★ Registered a single-season high for wins (16) in his first full professional season of work, leading the league in wins over teammate Yeady Garcia (12) and two others.
- ★ Compiled five different winning streaks (a four-game streak, three three-game streaks, and a two-game streak) during the regular season.
- ★ Allowed his fewest earned runs (3) and best record (3-0) in April, also walking just two batters and allowing a single homer.
- ★ Struck out 63 batters with runners on, including 52 strikeouts with RISP.
- ★ Started a career-high 27 times during the regular season, also tying for the team lead with Alex McRae and the league lead with three others.
- ★ Got a win against 11 of the South Atlantic League's 13 teams, defeating three of them (Augusta, Kannapolis and Lexington) more than once.

2014


- ★ Spent all season with Short-Season A Jamestown and amassed an 0-2 record as well as a 5.23 ERA (12 ER/20.2 IP).
- ★ Pitched in eight games, starting all eight, striking out 18 batters and walking nine.
- ★ Tossed five strikeouts in back-to-back starts, one at Aberdeen on 8/11 (3.0ip, 5h, 2er, 1bb) and the next on 8/17 vs. Batavia (3.2ip, 4h, 1er, 1hr, 0 bb).
- ★ Allowed two of his three homers on the season in his professional debut at Williamsport on 6/17, also yielding a season-high six earned runs.
- ★ Put together his worst WHIP (1.79), opponent batting average (.322) and groundout-to-flyout ratio (0.75) of his career during the short season.

AWARDS & HONORS

EAS Pitcher of the Week (9/4/17)

CAREER PITCHING STATS

YEAR	TEAM	LG	LVL	ORG	W-L	ERA	G	GS	CG	SHO	SV-SVO	IP	H	R	ER	HR	HB	BB-IBB	SO	AVG	WHIP
2014	Jamestown	NYP	A-	PIT	0-2	5.23	8	8	0	0	0-0	20.2	28	12	12	3	2	9-0	18	.322	1.79
2015	WV Power	SAL	A	PIT	16-6	3.66	27	27	0	0	0-0	147.2	148	62	60	18	12	25-0	111	.260	1.17
2016	Bradenton	FSL	A+	PIT	12-10	4.65	26	25	2	1	0-0	139.1	141	79	72	15	11	44-0	90	.262	1.33
2017	Altoona	EAS	AA	PIT	6-4	3.01	29	23	0	0	0-0	143.2	144	49	48	10	7	31-0	114	.261	1.22
Minor League Totals					34-22	3.83	90	83	2	1	0-0	451.1	461	202	192	46	32	109-0	333	.264	1.26



KYLE CRICK

RH PITCHER

Ht: 6-4 **Wt:** 220 **Bats:** Left **Throws:** Right
Born: November 30, 1992 in Fort Worth, Texas
Opening Day Age: 25
ML Service: 0.104
2018 Baseball America Ranking (PIT): N/A
Acquired: Trade (SF) on 1/15/18 with OF Bryan Reynolds and int'l bonus slot money in exchange for OF Andrew McCutchen and cash considerations

@K_Crick49

Single-Game Bests / Misc.

Complete Games
N/A

Shutouts
N/A

Innings (Start)
7.0 (5x)
Last - 7/21/16 @ Harrisburg (AA)

Innings (Relief)
2.1
6/22/17 @ Atlanta (NL)

Hits Allowed
9 (5x)
Last - 7/21/16 @ Harrisburg (AA)

Earned Runs Allowed
6 (3x)
Last - 6/30/16 @ Trenton (AA)

Home Runs Allowed
2 (2x)
Last - 5/29/16 @ Erie (AA)

Strikeouts
11 (3x)
Last - 7/25/14 @ Erie (AA)

10+ Strikeout Games
10
Last - 7/25/14 @ Erie (AA)

Walks
6 (4x)
Last - 6/6/15 @ New Hampshire (AA)

Winning Streak
4
7/13-8/22/12 (A)

Losing Streak
7
4/18-6/30/16 (AA)

PERSONAL

- Kyle Daniel Crick.
- 2011 graduate of Sherman (Texas) High School, where he recorded a 1.11 ERA and 95 strikeouts in 11 starts as a senior; was named to the Rawlings Texas All-Region first team and chosen as the District 13-4A Pitcher of the Year his senior year.
- His high school coach had him play first and third base as a junior while pitching now and then, a new coach arrived the next season and put him in the rotation for good.

TRANSACTIONS

- Selected by SF (1st round, Supplemental, 49th overall) in the 2011 MLB June Amateur Draft.
- Had his contract first selected by SF on Nov. 20, 2015.
- Traded from SF to PIT on Jan. 15, 2018 with OF Bryan Reynolds and international bonus slot money in exchange for OF Andrew McCutchen and cash considerations.

2017

- Began the season with Triple-A Sacramento, going 1-2 with six saves and a 2.76 ERA (9 ER/29.1 IP).
- Made no starts in a season for the first time since Rookie ball (2011).
- Racked up a 3:1 strikeout-to-walk ratio (39 K, 13 BB) with the River Cats, the best ratio of his minor league career.
- Notched five saves in six tries from 5/6-6/2, allowing a run in only two games during that span.
- Got the win in his final game with Sacramento on 6/16 at Las Vegas (2.0ip, 2h, 0r, 1bb, 4k).
- Made his MLB debut with San Francisco on 6/22 at Atlanta (2.1ip, 1h, 0r, 0bb, 0k).
- Pitched in 30 games with the Giants, touting a 0-0 record with a 3.06 ERA (11 ER/32.1 IP), 28 strikeouts, 17 walks and 22 hits allowed.
- Faced 11 different NL teams, recording multiple strikeouts against five of them.
- Walked 30 batters all season, his lowest total since 2011 (13 in Sacramento, 17 in San Francisco).

2016

- Rated by *Baseball America* as San Francisco's 27th-best prospect before the season.
- Spent the entire season with Double-A Richmond, going 4-11 with a 5.04 ERA (61 ER/109.0 IP).
- Went 2-2 when striking out five-plus batters and compiled 86 total whiffs in his last season as a starter.
- Lost seven of 12 starts from 4/18-6/30, giving him the longest losing streak of his career.

2015

- Ranked San Francisco's third overall prospect, according to *Baseball America*, to begin the year.
- Spent the season with Richmond and went 3-4 with a 3.29 ERA (23 ER/63.0 IP).
- Started in his first 11 games, going 1-3, before transitioning to a relief role.
- Allowed just a .187 batting average against opposing right-handers, striking out 56 in 134 at-bats and surrendering just four extra-base hits (2 2B, 2 HR).
- Walked 66 batters in 63.0 innings of work during the regular season.

2014

- Rated by *Baseball America* as San Francisco's No. 1 prospect ahead of the 2014 season.
- Spent the whole year with Richmond, going 6-7 with a 3.79 ERA (38 ER/90.1 IP).
- Surpassed 100-K mark for second time in his career with 111 punchouts.
- Allowed just a .178 batting average to opponents with RISP (18-for-101, 39 K, 12 BB, 0 HR).
- Placed on DL on 8/19 before being reactivated on 9/2.

2013

- Tabbed as the best prospect in San Francisco's system, according to *Baseball America*.
- Spent the whole season with High-A San Jose, compiling a 3-1 record and 1.57 ERA (12 ER/68.2 IP).
- Suffered only a .155 opposing batting average with runners on base (17-for-101), striking out 44.
- Gave up a single homer, tying his career low for home runs allowed in a season (2017, 2012).
- Missed two months of the season (4/19-6/21) due to an oblique injury.

2012

- Rated by *Baseball America* as San Francisco's 8th-best prospect before the season.
- Spent the season with Class-A Augusta and went 7-6 with a 2.51 ERA (31 ER/111.1 IP).
- Tossed career highs in both strikeouts (128), recording two 10-K games, and walks (67), allowing six walks in a game for the first time in his career.
- Won four of his final eight starts, including four quality starts and a six strikeout average per game during that span.
- Put up his best numbers in August (2-0, 1.55 ERA [5 ER/29.0 IP], 19 H, 36 K, 0 HR).

2011


- Spent the entire season with the AZL Giants, going 1-0 with a 6.43 ERA (5 ER/7.0 IP).
- Made his professional debut on 7/20 at AZL Rangers (1.1ip, 2h, 0r, 0bb, 3k).
- Pitched a season-high 1.2 innings on 7/23 against AZL Dodgers in his sole win of the season, allowing no hits, no runs, no walks and striking out two.
- Tossed five scoreless innings before allowing an earned run, the first coming on 8/2 vs. the AZL Dodgers.
- Allowed season-high three earned runs on 8/20 at AZL Indians, the result of two hits and one walk in 0.1 innings.

AWARDS & HONORS

AFL Rising Stars (2013) CAL Pitcher of the Week (9/3/13) Futures Game Selection (2013) SAL Pitcher of the Week (6/11/12)

CAREER PITCHING STATS

YEAR	TEAM	LG	LVL	ORG	W-L	ERA	G	GS	CG	SHO	SV-SVO	IP	H	R	ER	HR	HB	BB-IBB	SO	AVG	WHIP
2011	AZL Giants	AZL	R	SF	1-0	6.43	7	0	0	0	0-0	7.0	9	8	5	0	1	8-0	8	.321	2.43
2012	Augusta	SAL	A	SF	7-6	2.51	23	22	0	0	0-0	111.1	75	39	31	1	12	67-0	128	.193	1.28
2013	San Jose	CAL	AA	SF	3-1	1.57	14	14	0	0	0-0	68.2	48	20	12	1	1	39-0	95	.201	1.27
2014	Richmond	EAS	AA	SF	6-7	3.79	23	22	0	0	0-0	90.1	78	42	38	7	1	61-0	111	.234	1.54
2015	Richmond	EAS	AA	SF	3-4	3.29	36	11	0	0	0-0	63.0	47	26	23	2	7	66-1	73	.208	1.79
2016	Richmond	EAS	AA	SF	4-11	5.04	23	23	0	0	0-0	109.0	110	72	61	8	10	67-0	86	.266	1.62
2017	Sacramento	PCL	AAA	SF	1-2	2.76	24	0	0	0	6-11	29.1	24	9	9	1	1	13-1	39	.220	1.26
2017	San Francisco	NL	MLB	SF	0-0	3.06	30	0	0	0	0-0	32.1	22	13	11	2	1	17-1	28	.191	1.21
Minor League Totals					25-31	3.37	150	92	0	0	6-11	478.2	391	216	179	20	33	321-2	540	.225	1.49
Major League Totals					0-0	3.06	30	0	0	0	0-0	32.1	22	13	11	2	1	17-1	28	.191	1.21



TODD CUNNINGHAM

OUTFIELDER

Ht: 6-0

Wt: 205

Bats: Switch

Throws: Right

Born: March 20, 1989 in Jacksonville, Ala.

Opening Day Age: 29

ML Service: 0.115

2018 Baseball America Ranking (PIT): N/A

Acquired: Signed as a minor league free agent on 11/15/17

@Todd_Cunningham

Single-Game Bests/Misc.

Hits

4 (8x)

Last - 5/24/17 @ Sacramento (AAA)

Home Runs

1 (30x)

Last - 6/3/17 vs. Omaha (AAA)

RBI

4 (4x)

Last - 4/28/17 vs. Round Rock (AAA)

Runs

4

5/1/14 vs. Lehigh Valley (AAA)

Stolen Bases

2 (9x)

Last - 8/20/16 @ El Paso (AAA)

Walks

3 (5x)

Last - 8/16/16 vs. New Orleans (AAA)

Hit Streak

16

6/2-21/12 (AA)

Grand Slams

1

4/21/14 vs. Charlotte (AAA)

Multi-homer Games

N/A

PERSONAL

- Thomas David Cunningham.
- Was the 2009 Cape Cod League batting champion after hitting .378 while leading the league with a .458 on-base percentage; named to the Cape Cod League West All-Star Team in 2009 as the starting center fielder at Fenway Park.
- Played college baseball at Jacksonville State (Ala.) University, where he was named the Ohio Valley Conference Freshman of the Year in 2008.
- 2007 graduate of Jacksonville (Ala.) High School, where he played baseball, ran cross country and was a kicker on the football team.

TRANSACTIONS

- Selected by ATL (2nd round, 53rd overall) in the 2010 MLB June Amateur Draft.
- Had his contract first selected by ATL on July 30, 2013.
- Claimed off waivers by LAA from ATL on Oct. 9, 2015.
- Elected free agency on Oct. 3, 2016.
- Signed with STL as a minor league free agent on Nov. 18, 2016.
- Traded from STL to LAD on July 10, 2017 in exchange for cash considerations.
- Elected free agency on Nov. 6, 2017.
- Signed with PIT as a minor league free agent on Nov. 15, 2017.

2017

- Split the season between Triple-A Memphis and Triple-A Oklahoma City, batting .284 overall (83-for-292) with 27 extra-base hits and 31 RBI.
- Put together a 13-game hit streak from 4/23-5/9, notching 21 total hits during that span.
- Appeared in the leadoff spot in 45 of his 76 games in Memphis, drawing 29 walks and hitting all four of his homers for the season.
- Played all three outfield spots and second base, making just one error all season.
- Hit .339 (21-for-62) in 20 games in Oklahoma City, contributing 16 total runs (12 runs scored, 4 RBI).
- Recorded seven games with three-plus hits between both clubs, including two four-hit games with Memphis.
- Registered the highest OPS of his career with an .819 mark during the regular season.
- Stole seven bases, tied for the lowest total in a minor league season in his career.

2016

- Began the season with Triple-A Salt Lake and hit .278 (97-for-349) with 66 runs scored and 23 stolen bases.
- Walked a career-high 51 times with the Bees, contributing to a .378 on-base percentage.
- Notched 12 multi-run games and 11 multi-RBI games.
- Knocked a hit in 14 of his final 20 games in Salt Lake.
- Got called up to Los Angeles (AL) in June and batted .148 (4-for-27) with three doubles in 20 games.

2015

- Started with Triple-A Gwinnett and hit .261 (86-for-329) with 18 extra-base hits and 42 runs scored.
- Put together six streaks of four-plus games with a hit during the regular season.
- Hit .288 (42-for-146) after the All-Star break, including two homers, 10 walks and 17 RBI.
- Appeared in 39 games for Atlanta, his longest stint with a major league club.
- Posted best batting average for the Braves from the seven-hole (.318, 7-for-22) and also scored four runs.
- Had better offensive numbers on the road with Atlanta (.333 average [13-for-39], 2 2B, 3 RBI, 2 SB).

2014

- Spent the whole season with Gwinnett, batting .287 (135-for-470) with a career-high 58 RBI.
- Bashed 38 extra-base hits, including a career-high eight homers.
- Appeared in 119 games in center field for Gwinnett, committing just three errors.
- Recorded 16 sacrifices (13 sac. bunts, 3 sac. flies).

2013

- Batted 265 (113-for-427) in 116 games with Gwinnett.
- Performed his best all year in June (.324 average [35-for-108], 19 R, 5 XBH, 8 RBI, 5 SB).
- Put together 38 multi-hit games with Gwinnett.
- Made his MLB debut on 7/30 for Atlanta vs. Colorado, getting a hit in his first big league at-bat off LHP Jeff Francis.
- Produced a .250 average (2-for-8) with two runs scored in eight games with the Braves.

2012

- Appeared in 120 games with Double-A Mississippi and batted .309 (144-for-466) with 51 RBI and 24 stolen bases.
- Batted over .300 in May (.337, 32-for-95), June (.311, 32-for-103) and July (.347, 35-for-101).
- Hit .339 (37-for-109) with 11 extra-base hits with RISP.
- Earned Atlanta's Minor League Player of the Year Award for the 2012 season.

2011

- Played mainly with High-A Lynchburg, compiling a .257 batting average (86-for-334) and four home runs.
- Batted .324 (35-for-108) in May with six RBI, nine walks, and eight stolen bases.
- Struck out 50 times in a season for the first time, including 11 games with multiple strikeouts.
- Also hit .182 (2-for-11) in four games with GCL Braves.

2010

- Produced a .260 average (60-for-231) with Class-A Rome, including 32 runs scored and 20 RBI.
- Got a hit in his first two professional games on 6/20 vs. Charleston and 6/24 at Lexington.
- Reached base safely in 12 of his first 15 professional games, including an eight-game streak.
- Hit by 15 pitches, tied for the most with any single club (also: 2017 with Memphis).

AWARDS & HONORS

Atlanta Minor League Player of the Year (2012)

MLB.com Organization All-Star (2012)

SOU All-Star (Mid/Post, 2012)

CAR All-Star (Mid, 2011)

CAREER BATTING STATS

YEAR	TEAM	LG	LVL	ORG	AVG	G	AB	R	H	2B	3B	HR	RBI	BB	IBB	SO	SB	CS	OBP	SLG	OPS	SF	SAC	HBP	GIDP
2010	Rome	SAL	A	ATL	.260	65	231	32	60	9	3	1	20	14	0	30	7	4	.341	.338	.679	1	2	15	4
2011	GCL Braves	GCL	R	ATL	.182	4	11	2	2	0	1	0	4	1	0	5	1	0	.286	.364	.650	1	0	1	0
2011	Lynchburg	CAR	A+	ATL	.257	87	334	59	86	12	4	4	20	33	0	47	14	6	.348	.353	.701	1	4	14	7
2012	Mississippi	SOU	AA	ATL	.309	120	466	77	144	23	6	3	51	38	2	51	24	8	.364	.403	.767	3	8	4	8
2013	Atlanta	MLB	MLB	ATL	.250	8	8	2	2	0	0	0	0	0	0	3	0	0	.250	.250	.500	0	0	0	1
2013	Gwinnett	INT	AAA	ATL	.265	116	427	60	113	13	5	2	38	41	0	62	20	7	.342	.333	.675	1	8	10	5
2014	Gwinnett	INT	AAA	ATL	.286	120	470	59	135	28	2	8	58	35	2	79	19	8	.347	.406	.753	3	13	10	5
2015	Gwinnett	INT	AAA	ATL	.261	97	329	42	86	13	3	2	31	23	1	34	9	4	.325	.337	.662	4	9	10	6
2015	Atlanta	MLB	MLB	ATL	.221	39	86	13	19	4	0	0	4	5	1	17	2	1	.280	.267	.547	0	0	2	1
2016	LOS ANGELES	AL	MLB	LAA	.148	20	27	5	4	3	0	0	1	1	0	6	0	1	.179	.259	.438	0	1	0	1
2016	Salt Lake	PCL	AAA	LAA	.278	99	349	66	97	16	2	6	43	51	0	56	23	5	.378	.387	.765	3	7	7	10
2017	Memphis	PCL	AAA	STL	.270	76	230	45	62	14	2	4	27	37	1	37	6	2	.401	.400	.801	2	2	15	4
2017	Oklahoma City CCL	AAA	LAD		.339	20	62	12	21	6	1	0	4	6	0	13	1	1	.417	.468	.885	1	0	3	4
	Minor League Totals				.277	804	2909	454	806	134	29	30	296	279	6	414	124	45	.356	.374	.730	20	53	89	53
	Major League Totals				.207	67	121	20	25	7	0	0	5	6	1	26	2	2	.256	.264	.520	0	1	2	3



CODY DICKSON

LH PITCHER

Ht: 6-3

Wt: 190

Bats: Left

Throws: Left

Born: April 27, 1992 in Arlington, Texas

Opening Day Age: 25

ML Service: 0.000

2018 Baseball America Ranking (PIT): N/A

Acquired: Selected by PIT in the 4th round (119th overall) of the 2013 MLB June Amateur Draft

Single-Game Bests/Misc.

Complete Games

1
8/18/16 @ Portland (AA)

Shutouts

N/A

Innings (Start)

8.0
8/14/15 vs. Charlotte (A+)

Innings (Relief)

3.2
4/29/17 @ Scranton/Wilkes-Barre (AAA)

Hits Allowed

10 (5X)
Last - 4/26/16 vs. Erie (AA)

Earned Runs Allowed

7
6/2/15 vs. St. Lucie (A+)

Home Runs Allowed

3
7/2/17 @ Erie (AA)

Strikeouts

8 (2x)
Last - 7/22/16 vs. Akron (AA)

10+ Strikeout Games

N/A

Walks

7
4/11/16 vs. Akron (AA)

Winning Streak

6
6/13-8/8/15 (A+)

Losing Streak

7
4/24-6/14/14 (A)

PERSONAL

- Cody Kyle Dickson.
- Played three years at Sam Houston State University (2011-13), where he went 9-5 with a 4.26 ERA (45 ER/95.0 IP) and 91 strikeouts in 18 appearances (15 starts) as a junior, his 91 punchouts were the fifth-most in a single season in school history.
- Ended his 2013 campaign with a 28.0 scoreless innings streak, the longest in school history at the D-1 level and second-longest ever.
- Compiled a 17-11 record in 50 appearances (40 starts) while earning two letters during his three-year career at Sam Houston State.
- Was a teammate with current Pirates minor leaguer Tyler Eppier.
- 2010 graduate of Mansfield Summit (Arlington, Texas) High School.

TRANSACTIONS

- Selected by PIT (4th round, 119th overall) in the 2013 MLB June Amateur Draft.

2017

- Went 6-7 with a 5.23 ERA (42 ER/72.1 IP) in 36 games (12 starts) between Indianapolis and Double-A Altoona.
- Began the season on Indy's Opening Day roster.
- Made his Triple-A debut on 4/6 vs. Toledo (1.0ip, 2h, 1r, 1er, 0bb, 1k).
- Earned his first Triple-A victory on 4/23 vs. Scranton/W-B (2.0ip, 0h, 0r, 0bb, 0k).
- Won a season-high four straight decisions from 4/23-5/21.
- Had a season-high scoreless streak of 6.0 innings from 5/16-21, spanning two appearances.
- Held left-handed batters in the International League to a .255 average (13-for-51).
- Was assigned to High-A Bradenton on 9/6 and did not pitch in the postseason for Indy.

2016

- Spent the entire season with Double-A Altoona and went 10-5 with a 3.66 ERA (57 ER/140.0 IP) and 105 strikeouts in 26 appearances (26 starts).
- Tied with Clay Holmes and Trevor Williams for the fifth-most wins among Pirates farmhands.
- Ranked among Eastern League leaders in walks allowed (1st, 93), games started (T-5th), wins (T-5th), ERA (7th), hit batters (T-7th, 9) and innings pitched (8th).
- His 93 walks issued led the EL, set a Curve record and marked the third-highest total in all of professional baseball.
- Walked a career-high seven batters and lost a 9-1 decision (3.1ip, 3h, 5r, 3er, 7bb, 2k) in his Double-A debut on 4/11 vs. Akron.
- Made his first career affiliated relief appearance on 5/23 vs. Akron (1.0ip, 2h, 2r, 2er, 2bb, 0k).
- Went 5-0 with a 1.16 ERA (5 ER/38.2 IP) in seven starts from 5/7-6/12 while not allowing more than one earned run in any of the starts.

- Matched his career-high single-game strikeout total with eight over 5.2 innings on 7/22 vs. Akron.
- Notched his first professional save in his second-ever relief appearance on 8/29 vs. Binghamton.
- Allowed four earned runs in 4.1 innings of relief and suffered the loss in Game 3 of the EL Western Division Series on 9/9 at Akron.
- Posted a sub-3.60 ERA in every month from May-Sept. (6.23 ERA in April).
- Was at his best on the road, going 5-2 with a 2.61 ERA (22 ER/76.0 IP) in 14 starts.
- With the bases loaded, limited batters to a .154 average (2-for-13).

2015

- Entered the season rated as Pittsburgh's No. 24 prospect by *Baseball America*.
- Posted a 12-7 record and 4.13 ERA (65 ER/141.2 IP) in 27 starts for Bradenton.
- Placed himself among Florida State League leaders in wins (T-1st), games started (T-1st), innings pitched (T-4th), walks issued (8th, 52) and strikeouts (T-8th, 98).
- Won a career-high six consecutive decisions from 6/13-8/8, spanning 10 starts.
- Allowed two earned runs or less in 15 of his 27 starts; three earned runs or less in 19 overall.
- Held left-handed batters to a .244 average (30-for-123) and seven extra-base hits.
- Pitched for Glendale in the Arizona Fall League and went 2-1 with a 7.27 ERA (7 ER/8.2 IP) over nine relief appearances.

2014

- Listed by *Baseball America* as Pittsburgh's No. 20 prospect ahead of the season.
- Spent the entire campaign at Single-A West Virginia, going 7-9 with a 3.90 ERA (56 ER/129.1 IP) and 104 strikeouts in 27 starts.
- Tied for the South Atlantic League lead in starts and was sixth in walks issued (58).
- Lost a career-high seven straight decisions from 4/24-6/14, spanning 10 starts.
- Went 5-1 with a 2.45 ERA (19 ER/69.2 IP) in 14 starts following the SAL All-Star break; was 2-8 with a 5.58 ERA (37 ER/59.2 IP) in 13 starts before the break.
- Posted a 2.28 ERA (7 ER/27.2 IP) in five starts during the month of August.
- Threw 5.0-plus innings in 16 of his 27 starts and allowed three earned runs or less in 20 of the outings.

2013

- In 14 starts for Short-Season A Jamestown, went 2-0 with a 2.37 ERA (15 ER/57.0 IP).
- Made his professional debut on 6/20 vs. Williamsport (3.0ip, 0h, 0r, 0er, 1bb, 6k).
- Threw 5.0 hitless innings in his first professional victory on 7/27 at Williamsport.
- Limited New York-Penn League batters to a .209 average (42-for-201), including a .174 clip (24-for-138) by right-handed hitters.
- Allowed no runs in nine of his 14 starts, throwing exactly 5.0 frames in six of those outings.

AWARDS & HONORS

N/A

CAREER PITCHING STATS

YEAR	TEAM	LG	LVL	ORG	W-L	ERA	G	GS	CG	SHO	SV-SVO	IP	H	R	ER	HR	HB	BB-IBB	SO	AVG	WHIP
2013	Jamestown	NYP	A-	PIT	2-0	2.37	14	0	0	0	0-0	57.0	42	18	15	3	2	24-0	59	.209	1.16
2014	WV Power	SAL	A	PIT	7-9	3.90	27	17	0	0	0-0	129.1	138	72	56	11	13	58-0	104	.281	1.52
2015	Bradenton	FSL	A+	PIT	12-7	4.13	27	27	0	0	0-0	141.2	145	72	65	5	8	52-0	98	.272	1.39
2016	Altoona	EAS	AA	PIT	10-5	3.66	28	26	1	0	1-1	140.0	127	60	57	8	9	93-2	105	.252	1.57
2017	Altoona	EAS	AA	PIT	2-4	5.85	12	6	0	0	0-0	32.1	39	22	21	8	4	20-0	31	.298	1.82
	Indianapolis	INT	AAA	PIT	4-3	4.73	24	6	0	0	0-0	40.0	42	22	21	2	2	28-1	34	.276	1.75
Minor League Totals					37-28	3.91	132	106	1	0	1-1	540.1	533	266	235	37	38	275-3	431	.265	1.50



MONTANA DURAPAU

RH PITCHER

Ht: 5-11

Wt: 175

Bats: Right

Throws: Right

Born: March 27, 1992 in Deltona, Fla.

Opening Day Age: 26

ML Service: 0.000

2018 Baseball America Ranking (PIT): N/A

Acquired: Selected by PIT in the 32nd round (971st overall) of the 2014 MLB June Amateur Draft

Single-Game Bests/Misc.

Complete Games

N/A

Shutouts

N/A

Innings (Start)

6.0

8/26/14 @ Auburn (A-)

Innings (Relief)

5.0

7/31/14 vs. Hudson Valley (A-)

Hits Allowed

8

7/25/14 @ Batavia (A-)

Earned Runs Allowed

5 (2x)

Last - 9/3/16 @ Richmond (AA)

Home Runs Allowed

2

4/30/16 @ Akron (AA)

Strikeouts

8

8/26/14 @ Auburn (A-)

10+ Strikeout Games

N/A

Walks

2 (12x)

Last - 8/26/17 vs. Columbus (AAA)

Winning Streak

3

6/14-7/5/15 (A+)

Losing Streak

2 (2x)

Last - 5/13-6/4/17 (AA)

PERSONAL

- Montana Robert Durapau.
- Played four years at Bethune-Cookman College (Daytona Beach, Fla.) from 2011-14, where he went 11-1 with a 1.61 ERA and 103 strikeouts as a senior.
- Was named as a first-team All-Mid Eastern Athletic Conference selection in 2014.
- Set Bethune-Cookman career records in wins (25), strikeouts (287) and innings pitched (350.1).
- 2010 graduate of Deltona (Fla.) High School.

TRANSACTIONS

- Selected by PIT (32nd round, 971st overall) in the 2014 MLB June Amateur Draft.

2017

- Opened the season with Double-A Altoona and went 2-2 with 14 saves (15 opportunities) and a 1.49 ERA (6 ER/36.1 IP) in 27 appearances.
- Ranks No. 1 on the Curve's all-time saves list with 36 after racking up 22 there in 2016.
- Named to the Eastern League midseason All-Star Team.
- Led the EL in saves at the time of his promotion to Indianapolis on 7/14, where he posted a 1-0 record, one save and a 3.24 ERA (6 ER/16.2 IP) in 15 appearances for the Tribe.
- Struck out nine consecutive batters from 7/26-8/2, spanning three appearances.
- Made two appearances in the Governors' Cup Semifinals against Durham, recording a 4.50 ERA (1 ER/2.0 IP).
- International League batters hit just .125 (7-for-56) against him; held right-handed hitters to a .030 average (1-for-33).
- Struck out 12.4 batters per 9.0 innings with Indy.
- His 15 saves between Altoona and Indy led all Pirates farmhands, and he ranked third with 42 appearances.

2016

- Spent the entire season with Double-A Altoona, tallying a 3-3 record with 22 saves and a 3.65 ERA (20 ER in 49.1 IP) over 50 appearances.
- Led all Pirates farmhands in saves.
- Struck out a career-high 9.3 batters per 9.0 innings (51 K/49.1 IP).
- Converted 22 out of his 26 save opportunities; his 22 saves ranked third in Double-A behind Biloxi's Stephen Kohlscheen (23) and Hartford's Matt Carasiti (29).
- Dominated in the month of May by converting all six of his save opportunities, posting a 0.79 ERA (1 ER/11.1 IP) and yielding just six hits in 40 at-bats (.150 batting average against).
- Successfully recorded his first 11 save chances.
- Prior to the EL All-Star break, was 2-0 with 15 saves, a 2.36 ERA (9 ER/34.1 IP) and a .181 batting average against (23-for-127).
- Excelled at home, going 3-0 with 11 saves and a 2.30 ERA (8 ER/31.1 IP); by comparison, was 0-3 with 11 saves and a 6.00 ERA (12 ER/18.0 IP) on the road.
- Allowed eight hits in 45 at-bats (.178 average) when facing the first batter in any given inning.
- Pitched for Surprise in the Arizona Fall League and went 0-1 with a 5.40 ERA (6 ER/10.0 IP) in 10 appearances.

2015

- Spent time with Class-A West Virginia, High-A Bradenton and Altoona, combining for a 5-1 record, 14 saves and a 1.38 ERA (11 ER/72.0 IP) in 44 appearances.
- On the season, posted a career-best 0.51 WHIP and .117 batting average against (28-for-239).
- Ranked among Pirates minor league relievers in ERA (1st), saves (3rd) and appearances (T-5th).
- Tied for fifth in the Florida State League in saves (13).
- Had he qualified with enough innings thrown per league game (needed to toss 4.1 additional frames), he would have bested all FSL relievers in lowest batting average against (.124, Dunedin/Clearwater's Alberto Tirado was the leader at .198) and fewest baserunners per 9.0 innings (5.61, Palm Beach's Josh Lucas was the leader at 9.48), while finishing second in lowest walks per 9.0 innings ratio (1.40, Brevard County's Tristan Archer was the leader at 1.17).
- Earned the win in Game 1 of the EL Western Division Series with 2.0 scoreless innings on 9/9 vs. Bowie.

2014

- Appeared in 15 games (11 starts) for Short-Season A Jamestown, going 3-2 with one save and a 2.21 ERA (15 ER/61.0 IP).
- Was named Jamestown's Most Valuable Pitcher.
- Finished among New York-Penn League leaders in ERA (3rd) and WHIP (T-5th, 1.05).
- Made his professional debut on 6/16 vs. Mahoning Valley (3.0ip, 1h, 1r, 1er, 1bb, 4k).
- Recorded his first career save on 6/24 at State College (1.0ip, 1h, 0r, 0er, 1bb, 1k).
- Notched his first career win on 7/31 vs. Hudson Valley (5.0ip, 3h, 1r, 1er, 1bb, 5k).
- Posted back-to-back shutout performances on 8/14 vs. Auburn (5.0ip, 3h, 0bb, 5k) and 8/21 vs. Batavia (5.0ip, 4h, 1bb, 6k).
- Over his final six starts of the season, he recorded a 1.55 ERA (5 ER/29.0 IP).
- Allowed one earned run or less in nine of his 11 starts.
- With RISP and two outs, held the opposition to an .080 average (2-for-25).

AWARDS & HONORS

EAS All-Star (Mid, 2017)

MiLB.com Organization All-Star (2015)

Jamestown Most Valuable Pitcher (2014)

CAREER PITCHING STATS

YEAR	TEAM	LG	LVL	ORG	W-L	ERA	G	GS	CG	SHO	SV-SVO	IP	H	R	ER	HR	HB	BB-IBB	SO	AVG	WHIP
2014	Jamestown	NYP	A-	PIT	3-2	2.21	15	11	0	0	1-1	61.0	56	18	15	3	4	8-0	57	.243	1.05
2015	WV Power	SAL	A	PIT	1-0	1.40	11	0	0	0	1-1	19.1	7	3	3	2	0	1-0	19	.106	0.41
2015	Bradenton	FSL	A+	PIT	4-1	1.40	31	0	0	0	13-14	51.1	21	8	8	2	3	8-0	47	.124	0.56
2015	Altoona	EAS	AA	PIT	0-0	0.00	2	0	0	0	0-0	1.1	0	0	0	0	0	0-0	3	.000	0.00
2016	Altoona	EAS	AA	PIT	3-3	3.65	50	0	0	0	22-26	49.1	43	21	20	6	1	19-1	51	.229	1.26
2017	Altoona	EAS	AA	PIT	2-2	1.49	27	0	0	0	14-15	36.1	28	7	6	0	1	14-2	39	.209	1.16
2017	Indianapolis	INT	AAA	PIT	1-0	3.24	15	0	0	0	1-1	16.2	7	6	6	2	0	6-0	23	.125	0.78
Minor League Totals					14-8	2.22	151	11	0	0	52-58	235.1	162	63	58	15	9	56-3	239	.191	0.93



TYLER EPPLER

RH PITCHER

Ht: 6-6

Wt: 220

Bats: Right

Throws: Right

Born: January 5, 1993 in College Station, Texas

Opening Day Age: 25

ML Service: 0.000

2018 Baseball America Ranking (PIT): No. 29

Acquired: Selected by PIT in the 6th round (191st overall) of the 2014 MLB June Amateur Draft

@TylerEppler36

Single-Game Bests/Misc.

Complete Games

3

Last - 8/28/17 (1) @ Louisville (AAA)

Shutouts

N/A

Innings (Start)

7.1

6/9/16 @ Erie (AA)

Innings (Relief)

4.2

8/2/17 @ Columbus (AAA)

Hits Allowed

12

8/26/16 vs. Erie (AA)

Earned Runs Allowed

9

5/25/16 vs. Akron (AA)

Home Runs Allowed

3

7/26/17 vs. Rochester (AAA)

Strikeouts

8

5/10/17 vs. Charlotte (AAA)

10+ Strikeout Games

N/A

Walks

5

6/5/17 @ Toledo (AAA)

Winning Streak

6

7/2-8/22/15 (A+)

Losing Streak

5

7/9-8/18/17 (AAA)

PERSONAL

- Tyler Austin Eppler.
- Married to Marissa (proposed to her the day he was drafted by the Pirates).
- Played two seasons (2013-14) at Sam Houston State University, where he compiled a career record of 14-8 with a 3.28 ERA in 33 appearances (29 starts).
- Was named second-team All-Southland Conference in 2014 after going 9-6 with a 3.20 ERA and 67 strikeouts.
- Was teammates with current Pirates minor league pitcher Cody Dickson in 2013.
- Began his collegiate career at Texarkana Junior College in 2012, where he went 5-3 with a 4.46 ERA in 12 games while earning second-team all-conference accolades.
- 2011 graduate of Navasota (Texas) High School, where he played baseball, golf and basketball.

TRANSACTIONS

- Selected by PIT (6th round, 191st overall) in the 2014 MLB June Amateur Draft.

2017

- Entered the season rated as Pittsburgh's No. 18 prospect by *Baseball America*.
- Spent the entire campaign with Indianapolis, going 8-9 with a 4.89 ERA (74 ER/136.1 IP) in 27 games (21 starts).
- Began the season with a season-high 12.0 consecutive scoreless innings, the most by a Tribe starter since Andy Oliver threw 14.0 straight scoreless innings to open the 2013 season.
- Went 4-2 with a 2.91 ERA (17 ER/52.2 IP) in 10 games (nine starts) in April and May combined.
- Posted a 5-0 record and 2.45 ERA (13 ER/47.2 IP) in his first nine games (eight starts) at home.
- Struck out a career-high eight batters on 5/10 vs. Charlotte.
- Lost a career-high five straight decisions from 7/9-8/18.
- Allowed a career-high 23 home runs, tied for the most surrendered in a single season by an individual pitcher in the Victory Field era (1996-present).
- Owned a 6-1 record and 2.70 ERA (22 ER/73.1 IP) in 14 games (11 starts) at home; was 2-8 with a 7.43 ERA (52 ER/63.0 IP) in 13 games (10 starts) on the road.

2016

- Spent entire season with Double-A Altoona and went 9-10 with a 3.99 ERA (72 ER/162.1 IP) and 106 strikeouts in 27 starts.
- Led all Pirates farmhands in innings pitched; his innings total was also the second-most in a single-season in Curve history and his 27 starts tied for the most in Curve history.
- Ranked among Eastern League leaders in innings pitched (1st), fewest walks per 9.0 innings pitched (2nd, 1.83), starts (T-2nd), strikeouts (T-8th) and wins (T-10th).
- Established career highs in wins, starts, innings and strikeouts.
- Tossed the second complete game of his career in the first game of a doubleheader on 5/7 vs. Richmond (7.0ip, 4h, 1r, 1er, 1bb, 2k).
- Allowed a career-high nine earned runs on 10 hits over 3.0 innings on 5/25 vs. Akron.
- Set a career high for innings pitched in a single start with 7.1 frames on 6/9 at Erie.
- Went 3-2 with a 2.65 ERA (11 ER/37.1 IP) over six starts during the month of June.
- Struck out seven batters on three occasions (7/5 at Akron, 7/24 vs. Akron and 9/5 at Richmond).
- Threw 16 quality starts and worked at least 7.0 innings in eight starts.
- Was named an EL midseason All-Star and allowed three runs on two hits in 1.0 inning of work.

2015

- Joined High-A Bradenton on 5/14 after missing the beginning of the season with elbow soreness; went 6-1 with a 2.58 ERA (19 ER/66.1 IP) in 14 appearances (12 games) for the Marauders.
- Tossed a 4.0-inning complete game while suffering the loss on 6/22 at Charlotte.
- Recorded his lone pro save in his first career relief appearance on 7/20 at Palm Beach (4.0ip, 2h, 0r, 0er, 0bb, 6k).
- Recorded a perfect 4-0 record and 0.85 ERA (3 ER/31.2 IP) in five starts during the month of August.
- Went 5-0 over his final seven appearances (six starts) with Bradenton; also allowed just one unearned run on 16 hits over his final four starts with the Marauders (26.2 IP).
- Transferred to Altoona on 9/2 and took the loss in his Double-A debut on 9/3 at Bowie (5.1ip, 4h, 6r, 6er, 3bb, 3k).
- Started Game 2 of the EL Western Division Series on 9/10 vs. Bowie and suffered the loss after allowing three earned runs in 6.0 frames.

2014


- Debuted with Short-Season A Jamestown and went 3-2 with a 2.49 ERA (19 ER/68.2 IP) in 14 starts.
- Finished among New York-Penn League leaders in WHIP (2nd, 0.95), batting average against (2nd, .213), fewest baserunners per 9.0 innings pitched (2nd, 8.65), starts (T-4th) and ERA (6th).
- Made his pro debut on 6/15 vs. Mahoning Valley and tossed 3.0 hitless innings, fanning two batters.
- Threw 6.0 frames in each of his final four starts, earning victories in the last three outings.
- Scattered 17 hits while allowing just two earned runs over his final five starts, good for a 0.62 ERA (2 ER/29.0 IP).

AWARDS & HONORS

EAS All-Star (Mid, 2016)

CAREER PITCHING STATS

YEAR	TEAM	LG	LVL	ORG	W-L	ERA	G	GS	CG	SHO	SV-SVO	IP	H	R	ER	HR	HB	BB-IBB	SO	AVG	WHIP
2014	Jamestown	NYP	A-	PIT	3-2	2.49	14	0	0	0-0		68.2	54	24	19	6	1	11-0	49	.213	0.95
2015	Bradenton	FSL	A+	PIT	6-1	2.58	14	12	1	0-1-2		66.1	58	23	19	1	1	14-0	46	.232	1.09
2015	Altoona	EAS	AA	PIT	0-1	10.131	1	0	0	0-0-5.1		4	6	6	1	0	3-0	3	.211	1.31	
2016	Altoona	EAS	AA	PIT	9-10	3.99	27	27	1	0-0-0		162.1	176	78	72	14	6	33-0	106	.280	1.29
2017	Indianapolis	INT	AAA	PIT	8-9	4.89	27	21	1	0-0-0		136.1	159	83	74	23	4	33-2	96	.292	1.41
	Minor League Totals				26-23	3.90	83	75	3	0-1-2		439.0	451	214	190	45	12	94-2	300	.266	1.24



ELVIS ESCOBAR

OUTFIELDER

Ht: 5-8

Wt: 180

Bats: Left

Throws: Left

Born: September 6, 1994 in La Guaira, Venezuela

Opening Day Age: 23

ML Service: 0.000

2018 Baseball America Ranking (PIT): N/A

Acquired: Signed as a non-drafted free agent on 7/2/11

@elvisescobar16

Single-Game Bests/Misc.

Hits

5
6/20/17 vs. Trenton (AA)

Home Runs

1 (20x)
Last - 7/19/17 vs. Harrisburg (AA)

RBI

4 (2x)
Last - 5/25/14 vs. Lakewood (A)

Runs

3 (7x)
Last - 6/20/17 vs. Trenton (AA)

Stolen Bases

2 (3x)
Last - 5/10/16 @ Fort Myers (A+)

Walks

2 (9x)
Last - 5/29/17 @ Erie (AA)

Hit Streak

12
4/27-5/12/16 (A+)

Grand Slams

1
5/25/14 vs. Lakewood (A)

Multi-homer Games

N/A

PERSONAL

• Elvis Jose Escobar

TRANSACTIONS

• Signed with PIT as a non-drafted free agent on July 2, 2011.

2017

- Spent all season with Double-A Altoona, batting .277 (106-for-383) and clubbing 20 extra-base hits.
- Tied a career-high with five triples, including two in a game for the first time in his career on 6/20 vs. Trenton.
- Recorded the fewest number of strikeouts in a full season in his career (69).
- Put together his best full month in June (.343 average [24-for-70], 5 RBI, 1 HR, 4 BB, 8 R).
- Contributed eight hits and eight total runs (six RBI, two runs scored) to Altoona's Eastern League Championship run in the postseason.
- Hit significantly better in home games (.314 average [61-for-194], 5 3B, 3 HR, 22 RBI).
- Committed just four errors in 108 games in the outfield.
- Led Altoona in games played (116) and triples, finishing top five in seven total offensive categories.
- Batted a combined .320 (63-for-197) from bottom two spots in lineup, where he appeared most frequently.

2016

- Produced a .264 average (115-for-435) between High-A Bradenton and Altoona with 68 runs.
- Named Florida State League Player of the Week on 7/18.
- Reached base safely in five-plus straight games eight different times across both leagues.
- Recorded a seven-plus game hit streak three times, including a career-high 12-game streak with Bradenton.
- Hit .349 (38-for-109) in the second half with Bradenton, over 100 points better than his first half average of .234 (50-for-214).
- Recorded all of his hits (27), runs (20), homers (2), RBI (7) and walks (10) in Altoona from the leadoff spot.
- Provided 13 outfield assists and 271 putouts in 1,022.1 innings in the outfield, making just six errors.

2015

- Spent all season with Class-A West Virginia, where he hit .296 (141-for-477), bashed 28 doubles, drove in 64 runs and stole 15 bases.
- Led the Power in at-bats and hits, also finishing top four in the South Atlantic League in each category.
- Batted over .300 from the leadoff spot (.315, 35-for-111), the seven-hole (.345, 29-for-84) and the nine-hole (.333, 22-for-66).
- Put up a .319 average (110-for-345) against right-handed pitching, clubbing four home runs, drawing 18 walks and batting in 49 runs.
- Set career-best numbers in nine offensive categories.

2014

- Rated by *Baseball America* as Pittsburgh's 25th-best prospect ahead of the 2014 season.
- Split the season between Short-Season A Jamestown and West Virginia, batting .237 (82-for-346) across both levels.
- Recorded the only two games with four RBI in his career within three days, reaching the feat on 5/23 and 5/25 with West Virginia.
- Struck out five times against Brooklyn on 7/17, giving him a new mark for the most in a single game.
- Committed eight errors in the outfield for the second straight season.

2013

- Hit for a .268 average (49-for-183) with Jamestown, where he spent the entire season.
- Registered 19 hits and a season-high six-game hit streak in his first 15 games with the Jammers.
- Batted .354 (17-for-48) with RISP during the regular season, including six extra-base hits and 22 RBI.
- Chipped in three hits, one being a triple, to Jamestown's playoff series loss to State College.
- Notched career lows in at-bats (183), runs (25), hits (49) and walks (9).

2012

- Spent the whole season with the GCL Pirates and hit .274 (52-for-190) with 18 RBI and 29 runs.
- Recorded a career-most eight at-bats in a game against the GCL Blue Jays on 7/12 (1 H, 1 RBI, 2 K).
- Hit the ball well off lefty pitchers (.357 average [15-for-42], 3 2B, 2 3B, .999 OPS).
- Finished in the top five for seven of Jamestown's hitting categories, including the top figure in games (54) and triples (4); tied for the league lead in games among GCL outfielders.
- Won the 2012 GCL Championship with the Pirates.


AWARDS & HONORS

FSL Player of the Week (7/18/16)

SAL All-Star (Mid, 2015)

CAREER BATTING STATS

YEAR	TEAM	LG	LVL	ORG	AVG	G	AB	R	H	2B	3B	HR	RBI	BB	IBB	SO	SB	CS	OBP	SLG	OPS	SF	SAC	HBP	GIDP
2012	GCL Pirates	GCL	R	PIT	.274	54	190	29	52	5	4	2	18	18	0	46	6	5	.338	.374	.712	1	10	1	1
2013	Jamestown	NYP	A-	PIT	.268	56	183	25	49	8	2	1	23	9	2	47	9	4	.293	.350	.643	6	1	0	0
2014	WV Power	SAL	A	PIT	.210	55	200	18	42	11	2	2	29	7	0	55	3	2	.239	.315	.554	1	2	1	3
2014	Jamestown	NYP	A-	PIT	.274	38	146	18	40	6	1	1	9	10	0	28	6	3	.316	.349	.665	2	3	0	2
2015	WV Power	SAL	A	PIT	.296	124	477	60	141	28	5	5	64	22	0	79	15	21	.326	.407	.733	3	11	1	7
2016	Bradenton	FSL	A+	PIT	.272	92	323	47	88	18	4	4	32	19	0	62	7	6	.313	.390	.703	2	8	1	4
2016	Altoona	EAS	AA	PIT	.241	29	112	21	27	2	2	2	7	10	0	26	2	2	.303	.348	.651	0	5	0	0
2017	Altoona	EAS	AA	PIT	.277	116	383	42	106	12	5	3	32	25	2	69	5	7	.319	.358	.677	3	2	0	3
Minor League Totals					.271	564	2014	260	545	90	25	20	214	120	4	412	53	50	.310	.370	.680	18	42	4	20



YEUDY GARCIA

RH PITCHER

Ht: 6-2

Wt: 220

Bats: Right

Throws: Right

Born: October 6, 1992 in Sabana Yegua, D.R.

Opening Day Age: 25

ML Service: 0.000

2018 Baseball America Ranking (PIT): No. 26

Acquired: Signed as a non-drafted free agent on 2/21/13

@garciayeudy781

Single-Game Bests/ Misc.

Complete Games

1
6/25/16 (2) @ Charlotte (A+)

Shutouts

N/A

Innings (Start)

7.0
6/25/16 (2) @ Charlotte (A+)

Innings (Relief)

5.0
7/20/15 vs. Lexington (A)

Hits Allowed

9 (2x)
Last - 4/10/16 vs. Fort Myers (A+)

Earned Runs Allowed

6 (2x)
Last - 6/8/17 @ Harrisburg (AA)

Home Runs Allowed

2 (3x)
Last - 4/17/17 vs. Erie (AA)

Strikeouts

10
8/27/15 @ Augusta (A)

10+ Strikeout Games

1
8/27/15 @ Augusta (A)

Walks

6
6/8/17 @ Harrisburg (AA)

Winning Streak

8
7/4-8/16/15 (A)

Losing Streak

4
4/15-5/18/16 (A+)

PERSONAL

- Yeudy Bamba Garcia (first name rhymes with "Judy").
- Attended college in the Dominican Republic before signing with the Pirates in 2013.
- Is a 2010 graduate of high school.
- Lists Albert Pujols as his favorite athlete while growing up.
- Also enjoyed playing volleyball as a youth.

TRANSACTIONS

- Signed with PIT as a non-drafted free agent on Feb. 21, 2013.

2017

- Ranked Pittsburgh's 15th-best farmhand by *Baseball America* prior to the season.
- Spent the majority of the year with Double-A Altoona, going 4-7 and finishing with a 5.04 ERA (42 ER/75.0 IP) and 71 strikeouts.
- Pitched two games on a rehab assignment for the GCL Pirates after placement on the DL, earning one win and surrendering no runs.
- Made 11 starts in his first 12 appearances, going 2-4 while allowing 34 earned runs and walking 30 batters.
- Converted five of seven save opportunities after transitioning to relief role, only receiving the loss once.
- Produced his best month in August (1-0, 2 SV, 3.00 ERA [4 ER/12.0 IP], 15 K, 5 BB).
- Allowed just two homers in 27.2 innings as a reliever.
- Suffered a .321 opposing batting average (44-for-137) and a .925 OPS against left-handed hitters.
- Went 1-3 away from home with a 6.44 ERA (26 ER/36.1 IP), but also notched four of his five saves on the road.

2016

- Was rated by *Baseball America* as the Pirates' No. 16 prospect entering the year.
- Spent all season with High-A Bradenton and went 6-8 with a 2.76 ERA (39 ER/127.1 IP) and 127 punchouts.
- Threw a complete game on 6/25 at Charlotte (7.0ip, 4h, 1r, 0er, 1bb, 9k).
- Lost four of his first eight starts and didn't earn a win until 5/24 at Jupiter.
- Lasted 4.0 innings, allowing one earned run and earning the save, in his only relief appearance of the season on 5/29.
- Put together eight quality starts during the year, including three straight from 6/25-7/5.
- Struck out more than five batters in a game 13 times, going 4-4 when doing so.
- Ranked in the top five in the Florida State League in three figures, finishing tied for first in games started (25) and second in both ERA and strikeouts.
- Won the FSL Championship with Bradenton, getting the win in Game 1 of the title series (7.0ip, 6h, 1er, 6k, 1hr).

2015

- Spent the whole season with Class-A West Virginia, going 12-5 with a 2.10 ERA (29 ER/124.1 IP), fanning 112 batters and walking just 41.
- Got his only save of the season on Opening Day on 4/10, a 2-0-inning outing where he struck out three.
- Made his first of 21 starts on 5/14, getting his first win of the season at Hagerstown (5.0ip, 2h, 0r, 3k).
- Recorded all but one win as a starter, going 12-3 after becoming full-time member of the rotation.
- Did not lose a game when lasting five-plus innings on the mound (12-0, 1.06 ERA [9 ER, 76.2 IP], 67 K).
- Posted a sub-1.00 ERA in July (6-0, 0.90 ERA [3 ER/30.0 IP], 16 H, 5 BB, 23 K).
- Led the South Atlantic League in ERA (2.10), finishing top five in three other league categories and setting career highs in four.

2014

- Played all season with the DSL Pirates, where he went 4-3 with a 2.41 ERA (16 ER/59.2 IP) in 13 starts.
- Averaged more than three strikeouts per game, retiring five-plus batters on strikes three different times.
- Allowed 13 hits all season with RISP (.159 opposing average [13-for-82], 4 BB).
- Stifled left-handed hitters, suffering just a .143 opposing average (11-for-77) and walking just six.
- Recorded the best groundout-to-flyout ratio of his career in his first professional season (2.10).
- Pitched near perfect in four starts on the road, allowing just a 0.46 ERA (1 ER/19.2 IP) and putting up a 4.1 strikeout-to-walk ratio (16 K, 4 BB).
- Lasted five innings in eight of his 13 starts, compiling a 4-1 record in those games.
- Allowed a career-high nine hits in his professional debut on 6/3 vs. DSL Braves.

AWARDS & HONORS

FSL Pitcher of the Week (5/30/16)

Pittsburgh Minor League Pitcher of the Year (2015)

SAL All-Star (Mid/Post, 2015)


SAL Most Outstanding Pitcher and Best RHP (2015)

MLB.com SAL Pitcher of the Month (7/2015)

DSL All-Star (Mid, 2014)

CAREER PITCHING STATS

YEAR	TEAM	LG	LVL	ORG	W-L	ERA	G	GS	CG	SHO	SV-SVO	IP	H	R	ER	HR	HB	BB-IBB	SO	AVG	WHIP
2014	DSL Pirates	DSL	R	PIT	4-3	2.41	13	13	0	0	0-0	59.2	50	23	16	0	10	20-0	47	.225	1.17
2015	WV Power	SAL	A	PIT	12-5	2.10	30	25	0	0	1-1	124.1	92	36	29	4	10	41-0	112	.204	1.07
2016	Bradenton	FSL	A+	PIT	6-8	2.76	26	21	1	0	1-1	127.1	122	53	39	7	7	54-0	127	.248	1.38
2017	GCL Pirates	GCL	R	PIT	1-0	0.00	2	0	0	0	0-0	3.0	1	1	0	0	0	2-0	4	.100	1.00
2017	Altoona	EAS	AA	PIT	4-7	5.25	29	11	0	0	5-7	72.0	76	48	42	8	9	46-4	67	.273	1.69
	Minor League Totals				27-23	2.94	100	70	1	0	7-9	386.1	341	161	126	19	36	163-0	357	.235	1.30



JOHNNY HELLWEG

RH PITCHER

Ht: 6-7

Wt: 235

Bats: Right

Throws: Right

Born: October 29, 1988 in Ann Arbor, Mich.

Opening Day Age: 29

ML Service: 0.042

2018 Baseball America Ranking (PIT): N/A

Acquired: Signed as a minor league free agent on 8/24/17

Single-Game Bests/Misc.

Complete Games

1
6/12/12 @ Springfield (AA)

Shutouts

N/A

Innings (Start)

8.0 (3x)
Last - 7/15/12 vs. Tulsa (AA)

Innings (Relief)

3.1
7/17/08 @ AZL Athletics (R)

Hits Allowed

10 (2x)
Last - 8/10/13 @ Colorado Springs (AAA)

Earned Runs Allowed

7 (2x)
Last - 4/29/16 @ Midland (AA)

Home Runs Allowed

2 (5x)
Last - 4/11/16 vs. Tulsa (AA)

Strikeouts

9
9/1/11 @ Lake Elsinore (A+)

10+ Strikeout Games

N/A

Walks

7
8/6/12 vs. Pensacola (AA)

Winning Streak

9
5/16-7/30/13 (AAA)

Losing Streak

4 (3x)
Last - 4/12-5/5/13 (AAA)

PERSONAL

- John David Hellweg.
- Attended Florida State College of Jacksonville.
- Graduated from St. Dominic (O'Fallon, Mo.) High School.

TRANSACTIONS

- Selected by FLA (46th round, 1357th overall) in the 2007 MLB June Amateur Draft, but did not sign.
- Selected by LAA (16th round, 499th overall) in the 2008 MLB June Amateur Draft.
- Had his contract first selected by LAA on Nov. 18, 2011.
- Traded from LAA to MIL on July 27, 2012 with INF Jean Segura and RHP Ariel Pena in exchange for RHP Zack Greinke.
- Elected free agency on Nov. 6, 2015.
- Signed with SD as a minor league free agent on Nov. 17, 2015.
- Released by SD on June 29, 2016.
- Signed by CIN as a minor league free agent on Nov. 14, 2016.
- Released by CIN on March 16, 2017.
- Signed by PIT as a minor league free agent on Aug. 24, 2017.

2017

- Appeared in four games with Double-A Altoona, going 0-1 with a 4.50 ERA (3 ER/6.0 IP).
- Allowed just a .167 average (2-for-12) against opposing right-handed hitters.
- Pitched 0.2 innings and walked one batter in Game 3 of the Eastern League Championship Series, winning the title with Altoona.

2016

- Split the season between Double-A San Antonio and Triple-A El Paso and went 1-5 with a 10.95 ERA (30 ER/24.2 IP).
- Surrendered three-plus earned runs in every start made with San Antonio.
- Earned his only win on 4/24 vs. Midland (5.2ip, 5h, 4er, 4bb, 4k).

2015

- Ranked Milwaukee's 21st-best prospect by *Baseball America*.
- Spent his final season in Milwaukee's system with High-A Brevard County (1-6, 4.89 ERA [25 ER/46.0 IP]) and Double-A Biloxi (0-4, 9.60 ERA [16 ER/15.0 IP]).
- Gave up a career-high-tying seven earned runs on 7/28 vs. Jackson (L, 4.1ip, 6h, 2hr, 5bb, 2k).

2014

- Named the Brewers No. 4 prospect by *Baseball America*.
- Made four starts with Triple-A Nashville before tearing his UCL.
- Missed the remainder of the season after Dr. James Andrews performed Tommy John Surgery on 4/29.

2013

- Rated as Milwaukee's sixth-best prospect according to *Baseball America*.
- Spent the majority of the season with Nashville and earned 12 wins and a 3.15 ERA (44 ER/125.2 IP).
- Named the PCL Pitcher of the Year after ranking second in the league in both wins and ERA.
- Did not lose a game in June (3-0, 0.45 ERA [1 ER/20.0 IP]) or July (3-0, no earned runs allowed).
- Made his MLB debut on 6/28 at Pittsburgh (1.2ip, 6h, 7r, 5er, 2bb, 1k).

2012

- Ranked as the No. 4 Angels prospect by *Baseball America*.
- Split the season between Double-A Arkansas and Double-A Huntsville, going 7-11 overall with a 3.29 ERA (51 ER/139.2 IP).
- Tossed a complete game with Arkansas on 6/12 at Springfield (L, 8.0ip, 7h, 4er, 1hr, 4bb, 3k).
- Opened his tenure with Huntsville with back-to-back wins: 8/1 vs. Chattanooga and 8/6 vs. Pensacola.
- Named Texas League Pitcher of the Week (7/16) after allowing one earned run, walking one and striking out 12 in two starts.

2011

- Baseball America* ranked him 23rd among the Angels' best prospects.
- Spent the season with High-A Inland Empire and compiled a 6-4 record with a 3.73 ERA (37 ER/89.1 IP).
- Surpassed the 100-K mark for the first time (113), setting a career high and ranking third on the team.
- Did not make his first of 14 starts until 6/9 vs. Lancaster.
- Ended the season on a four-game win streak from 7/29-9/1.

2010

- Spent the entire year with Class-A Cedar Rapids, going 2-4 with 16 saves and a 4.33 ERA (21 ER/43.2 IP).
- Allowed the lowest opposing average (.133, 20-for-150) of his career.
- Blew his first save of the season on 7/15, recording 10 saves before his first failed opportunity.
- Earned both of his wins on the road: one at Wisconsin on 8/16 and the other at Beloit on 9/6.

2009

- Began the season with the AZL Angels (2-1, 2.96 ERA [8 ER/24.1 IP]) before being promoted to Cedar Rapids (0-0, 1.35 ERA [1 ER/6.2 IP]).
- Made his longest appearance of the season on 7/25 against the AZL Giants (2.2ip, 0h, 0er, 1hbp, 5k).
- Surrendered just a .103 average (3-for-29) to opposing lefties, striking out 12 of them.

2008


- Appeared in 14 games for the AZL Angels, going 1-0 with a 4.98 ERA (12 ER/21.2 IP), 25 strikeouts and 38 walks.
- Nabbed his only win on 7/17 at AZL Athletics (3.1ip, 2h, 2r, 1er, 1hbp, 4bb, 5k).
- Threw more wild pitches (19) in his first professional season than in any other season of his career.

AWARDS & HONORS

MiLB.com Organization All-Star (2013) PCL All-Star (Post, 2013) TEX Pitcher of the Week (7/16/12)
PCL Pitcher of the Year (2013) AFL Rising Stars (2012)

CAREER PITCHING STATS

YEAR	TEAM	LG	LVL	ORG	W-L	ERA	G	GS	CG	SHO	SV-SVO	IP	H	R	ER	HR	HB	BB-IBB	SO	AVG	WHIP
2008	AZL Angels	AZL	R	LAA	1-0	4.98	14	3	0	0	0-0	21.2	19	28	12	1	3	38-0	25	.224	2.63
2009	AZL Angels	AZL	R	LAA	2-1	2.96	18	0	0	0	6-7	24.1	16	8	8	0	4	8-0	25	.186	0.99
2009	Cedar Rapids	MID	A	LAA	0-0	1.35	5	0	0	0	2-2	6.2	4	3	1	0	2	7-0	7	.160	1.65
2010	Cedar Rapids	MID	A	LAA	2-4	4.33	41	0	0	0	16-19	43.2	20	21	21	2	4	45-0	66	.133	1.49
2011	Inland Empire	A+	LAA	6-4	3.73	28	14	0	0	0	89-1	89.1	75	37	27	2	15	59-0	113	.229	1.50
2012	Arkansas	TEX	AA	LAA	5-10	3.38	21	21	1	0	0	119.2	105	52	45	8	13	60-2	88	.245	1.38
2012	Huntsville	SOU	AA	MIL	2-1	2.70	7	2	0	0	0-0	20.0	16	7	6	0	1	15-0	17	.222	1.55
2013	Wisconsin	MID	A	MIL	12-5	3.15	23	23	0	0	0-0	125.0	103	55	44	6	14	81-0	89	.238	1.46
2013	Milwaukee	NL	MLB	MIL	1-2	4.95	4	4	0	0	0-0	30.2	40	30	23	4	8	25-0	52	.252	2.13
2014	Nashville	PCL	AAA	MIL	1-4	4.95	4	4	0	0	0-0	20.0	21	11	11	1	2	15-0	12	.288	1.80
2015	Biloxi	SOU	AA	MIL	0-4	9.60	5	5	0	0	0-0	15.0	20	26	16	4	5	22-0	11	.313	2.80
2015	Brevard County	FSL	A+	MIL	1-6	4.89	11	11	0	0	0-0	46.0	43	33	25	2	6	30-0	28	.243	1.59
2016	San Antonio	TEX	AA	SD	1-4	10.95	6	6	0	0	0-0	24.2	21	32	26	3	5	14-0	12	.372	2.16
2016	El Paso	PCL	AAA	SD	0-1	10.80	4	4	0	0	0-1	3.1	6	4	4	0	2	5-0	5	.375	3.30
2017	Altoona	EAS	AA	PIT	0-1	4.50	4	4	0	0	0-0	6.0	5	3	3	2	1	1-0	6	.238	1.00
Minor League Totals					34-43	4.13	192	90	1	0	24-29	568.2	490	323	261	30	78	402-2	508	.235	1.57
Major League Totals					1-4	6.75	8	7	0	0	0-0	30.2	40	30	23	3	8	26-0	9	.325	2.15



CLAY HOLMES

RH PITCHER

Ht: 6-5 **Wt:** 230 **Bats:** Right **Throws:** Right
Born: March 27, 1993 in Dothan, Ala.
Opening Day Age: 25
ML Service: 0.000
2018 Baseball America Ranking (PIT): No. 21
Acquired: Selected by PIT in the 9th round (272nd overall) of the 2011 MLB June Amateur Draft

Single-Game Bests/Misc.

Complete Games

N/A

Shutouts

N/A

Innings (Start)

7.0 (4x)

Last - 6/23/17 @ Louisville (AAA)

Innings (Relief)

5.0

7/10/13 @ Kannapolis (A)

Hits Allowed

11

6/11/16 @ Reading (AA)

Earned Runs Allowed

8

5/2/13 vs. Greensboro (A)

Home Runs Allowed

3

5/28/16 @ Bowie (AA)

Strikeouts

10

7/25/13 @ Lexington (A)

10+ Strikeout Games

1

7/25/13 @ Lexington (A)

Walks

5 (3x)

Last - 7/21/17 @ Gwinnett (AAA)

Winning Streak

7

5/11-7/7/16 (AA)

Losing Streak

4

4/20-5/27/13 (A)

PERSONAL

- Clayton Walter Holmes.
- 2011 graduate of Slocomb (Ala.) High School, where he helped lead the baseball team to a runner-up finish in the Class 3A playoffs as a senior.
- Went 11-5 for Slocomb as a junior while recording 126 strikeouts.
- Was ranked as the 76th-best pitching prospect and 140th-best overall prospect by *Baseball America* entering the 2011 draft.
- Committed to play baseball at Auburn University before signing with the Pirates.
- Carried a 4.0 grade point average and was Slocomb's class valedictorian while also being recognized by the Alabama Baseball Coaches Association as its Student-Athlete of the Year in 2011.
- Played three years of basketball and averaged a double-double in both his junior and senior seasons.
- His brother, Jacob, played junior college baseball at Enterprise State College.

TRANSACTIONS

- Selected by PIT (9th round, 272nd overall) in the 2011 MLB June Amateur Draft.
- Had his contract first selected by PIT on Nov. 18, 2016.

2017

- Entered the season rated as Pittsburgh's No. 20 prospect by *Baseball America*.
- Went on Indy's Opening Day roster and went 10-5 with a 3.36 ERA (42 ER/112.1 IP) and 99 strikeouts in 25 games (24 starts).
- Matched a career high with 7.0-inning starts on 5/9 vs. Charlotte and 6/23 at Louisville.
- Went 7-3 with a 3.75 ERA (30 ER/72.0 IP) in 16 games (15 starts) before the All-Star break; was 3-2 with a 2.66 ERA (12 ER/40.2 IP) in nine starts after the break.
- Surrendered a season-high six earned runs in his playoff start on 9/6 vs. Durham (4.0ip, 7h, 6r, 6er, 4bb, 3k).
- Posted a 4-0 record and 2.38 ERA (11 ER/41.2 IP) in eight daytime starts.
- Allowed just four earned runs over 19.0 innings in four July starts (1.89 ERA).
- Honored as Indy's Rookie of the Year.
- Tied for first among Pirates farmhands in wins.

2016

- Entered the season rated as Pittsburgh's No. 15 prospect by MLB.com and No. 19 by *Baseball America*.
- Made 26 starts for Double-A Altoona and went 10-9 with a 4.22 ERA (64 ER/136.1 IP) and 101 strikeouts.
- Posted career highs in wins, innings pitched and strikeouts.
- Ranked among Eastern League leaders in walks issued (5th, 64) and wins (7-5th).
- Posted the highest ground ball to at-bat ratio (2.94) in all of full season baseball and second-highest in all of baseball behind Anthony Castro of the GCL Tigers West (3.29 ground ball/at-bat ratio).
- Won a career-best seven consecutive decisions from 5/11-7/7, spanning 11 starts.
- Allowed a career-high 11 hits on 6/11 at Reading.
- Tossed a career-high 7.0 frames twice (5/28 at Bowie, 7/2 vs. Bowie).
- Started Game 2 of the EL Western Division Series on 9/8 vs. Akron and recorded the club's only win of the postseason after yielding one run on four hits over 5.2 innings.

2015

- Was rated by *Baseball America* as the Pirates' No. 20 farmhand prior to the season.
- Began the season on the DL recovering from Tommy John surgery from 2014.
- Made three rehab appearances with the GCL Pirates, going 1-0 with a 2.03 ERA (3 ER/13.1 IP).
- Was reinstated from the DL on 7/7 and assigned to High-A Bradenton where he went 0-2 with a 2.74 ERA (7 ER/23.0 IP) over six starts.
- Returned to the DL with right shoulder tendinitis on 8/26.
- Limited Florida State League batters to a .222 average (18-for-81); right-handed batters hit just .196 (9-for-46).

2014

- Was rated as Pittsburgh's No. 17 prospect by *Baseball America* prior to the season but underwent Tommy John surgery on 3/19 and missed the entire campaign.

2013

- Baseball America* listed him as the Pirates' No. 10 prospect before the season.
- Went 5-6 with a 4.08 ERA (54 ER/119.0 IP) in 26 games (25 starts) for Class-A West Virginia.
- Threw 5.0 frames in relief on 7/10 at Kannapolis, earning the win.
- Struck out a career-high 10 batters on 7/25 at Lexington.
- Posted a 4-1 record and 2.47 ERA (14 ER/51.0 IP) in 11 appearances (10 starts) on the road.
- Tallied a 2-0 record and 2.08 ERA (6 ER in 26.0) with 24 strikeouts in five games (four starts) in the month of July.

2012

- Baseball America* listed him as the Pirates' No. 15 prospect before the season.
- In 13 starts for Short-Season A State College, was 5-3 with a 2.28 ERA (15 ER/59.1 IP).
- Won his first pro start on 6/22 vs. Mahoning Valley (5.0ip, 3h, 0r, 0er, 1bb, 5k).
- Recorded a 1.27 ERA (4 ER/28.1 IP) in six home starts.
- Held New York-Penn League batters to a .176 average (35-for-199).
- Allowed no earned runs in eight of his 13 starts.
- First batters in an inning hit .078 (4-for-51) against him.

AWARDS & HONORS

Indianapolis Rookie of the Year (2017)

CAREER PITCHING STATS

YEAR	TEAM	LG	LVL	ORG	W-L	ERA	G	GS	CG	SHO	SV-SVO	IP	H	R	ER	HR	HB	BB-IBB	SO	AVG	WHIP
2012	State College	NYP	A-	PIT	5-3	2.28	13	13	0	0	0-0	59.1	35	17	15	1	5	29-0	34	.176	1.08
2013	WV Power	SAL	A	PIT	5-6	4.08	26	25	0	0	0-0	119.0	106	59	54	7	12	69-0	90	.240	1.47
2015	GCL Pirates	GCL	R	PIT	1-0	2.03	3	3	0	0	0-0	13.1	13	5	3	0	3	1-0	10	.250	1.05
2015	Bradenton	FSL	A+	PIT	0-2	2.74	6	6	0	0	0-0	23.0	18	7	7	0	4	7-0	16	.222	1.09
2016	Altoona	EAS	AA	PIT	10-9	4.22	26	26	0	0	0-0	136.1	138	70	64	10	14	64-1	101	.272	1.48
2017	Indianapolis	INT	AAA	PIT	10-5	3.36	25	24	0	0	0-0	112.2	96	45	42	4	8	59-0	99	.238	1.38
Minor League Totals					31-25	3.59	99	97	0	0	0-0	463.2	406	203	185	22	46	229-1	350	.241	1.37



JIN-DE JHANG

CATCHER

Ht: 5-9

Wt: 225

Bats: Left

Throws: Right

Born: May 17, 1993 in Taitung City, Taiwan

Opening Day Age: 24

ML Service: 0.000

2018 Baseball America Ranking (PIT): N/A

Acquired: Signed as a non-drafted free agent on 6/10/11

Single-Game Bests/Misc.

Hits

3 (18x)

Last - 9/2/17 vs. Harrisburg (AA)

Home Runs

2

8/18/13 vs. Auburn (A-)

RBI

6

8/18/13 vs. Auburn (A-)

Runs

3 (2x)

Last - 7/2/15 vs. Charlotte (A+)

Stolen Bases

1 (8x)

Last - 8/8/17 vs. Reading (AA)

Walks

3

6/27/12 vs. GCL Yanks (R)

Hit Streak

13

4/13-5/1/15 (A+)

Grand Slams

N/A

Multi-Home Games

1

8/18/13 vs. Auburn (A-)

PERSONAL

- Jin-De Jhang (rhymes with "hang").
- His younger brother Yu-Cheng Chang is an infielder in the Cleveland Indians organization.
- Was primarily a third baseman during his amateur career; played for Taiwan in the 2013 Baseball Challenge: Japan vs. Taiwan Series from Nov. 8-10, 2013.
- Also played for Taiwan in the inaugural WBC Premier 12 tournament in 2015, which was played in Japan and Taiwan, and recorded three caught stealings in one game vs. Cuba on Nov. 13.

TRANSACTIONS

- Signed with PIT as a non-drafted free agent on June 10, 2011.

2017

- Listed as Pittsburgh's 27th-best prospect by *Baseball America* before the season.
- Spent the whole season with Double-A Altoona, batting .231 (63-for-273) with 25 RBI and 29 runs scored.
- Struck out fewer than 25 times for the second straight season and fourth overall, striking out in consecutive games just three times.
- Recorded multiple hits in seven games of a 12-game span from 7/5-24, totaling 18 hits during the stretch.
- Batted better at home than on the road (.273 average [39-for-143], .327 OBP, 18 R, 15 RBI, 10 BB, 2 3B).
- Hit all three homers of the season in a 14-game stretch from 7/20-8/6.
- Got a hit in every postseason game for Altoona, batting .333 (7-for-21) with three extra-base hits, five RBI, three walks and three runs scored.
- Belted a go-ahead, base-clearing triple in Game 3 of the Eastern League Championship series, giving Altoona the EL title over Trenton.
- Reached a career-high in defensive assists at catcher (66) and gunned down 25 potential base-stealers to lead Altoona.
- Led his club in innings behind the plate for the fourth time in his career.
- Struggled from designated hitter role in lineup (.074 average [2-for-27], 1 R, .292 OPS, 4 K).

2016

- Split the year between Altoona and Indianapolis, boasting a .288 average (60-for-208) through 60 games between both leagues.
- Appeared in 54 games with Altoona, reaching base safely in 11 of his first 15 games with the team.
- Batted over .300 in May (.308, 12-for-39), June (.306, 11-for-36) and August (.313, 21-for-67).
- Posted lowest groundout-to-flyout ratio (1.04) of his career.
- Went 3-for-5 with two doubles and two RBI in Game 1 of the EL Western Division Series with Altoona.
- Hit for a .200 average (4-for-20) with Indianapolis in six games from 7/5-24.
- Notched three of his four hits with Indy on the road (.600 [3-for-5], 2 R, 1 2B, 1 RBI, 1 BB).
- Committed just two total errors, both with Altoona, in 53 games behind the plate during the regular season.

2015

- Played 99 games with High-A Bradenton and hit .292 (108-for-370), his best average since Rookie ball (2012).
- Set or tied nine career-high figures, including hits, walks (22), doubles (16) and homers (5).
- Ranked seventh in the Florida State League in batting average, one of three Marauders to finish in the top 10.
- Batted a combined .307 (67-for-218) through 59 games in the six- or seven-hole in the lineup.
- Registered a career-high 29 multi-hit games.
- Threw out a career-low 22 percent of runners attempting to steal on him during the regular season.

2014

- Ranked as the Pirates' No. 24 prospect by *Baseball America* ahead of the 2014 season.
- Spent all season with Bradenton and compiled a .219 average (59-for-269), 35 RBI and 81 total bases.
- Began the season with three straight multi-hit games, including a double and a home run resulting in three RBI.
- Put together his best game on 8/23 at Palm Beach, going 2-for-2 with a season-high three RBI.
- Hit .375 (3-for-8) with the bases loaded, drawing two walks and driving in eight runs.
- Struggled to begin the season, batting .179 (21-for-117) and striking out 19 times through the first two months.

2013

- Rated as Pittsburgh's 27th-best prospect, according to *Baseball America*, before the season.
- Played the entire season with Short-Season A Jamestown and hit .277 (51-for-184) with five homers and 34 RBI.
- Put together five streaks of two-plus consecutive games with an RBI, including a five-game streak to open the season.
- Hit multiple homers and had six RBI for the first and only time in his career on 8/18 vs. Auburn.
- Batted .305 (18-for-59) with RISP.

2012

- Appeared in 43 games with the GCL Pirates and batted .305 (39-for-128) with eight extra-base hits and just 16 strikeouts.
- Ranked top five on team in five statistical categories, including third in RBI (23) and fourth in hits and average.
- Didn't make a single error in 244.0 innings at catcher, his only season with a perfect fielding percentage (1.000).
- Won a GCL Championship with the GCL Pirates.

AWARDS & HONORS

FSL All-Star (Mid, 2015)


Topps Short-Season/Rookie All-Star (2013)

NYP All-Star (Mid, 2013)

GCL All-Star (Post, 2012)

CAREER BATTING STATS

YEAR	TEAM	LG	LVL	ORG	AVG	G	AB	R	H	2B	3B	HR	RBI	BB	IBB	SO	SB	CS	OBP	SLG	OPS	SF	SAC	HBP	GDP
2012	GCL Pirates	GCL	R	PIT	.305	43	128	12	39	5	2	1	23	14	1	16	1	1	.382	.398	.780	0	1	2	3
2013	Jamestown	NYP	A-	PIT	.277	53	184	22	51	8	1	5	34	17	4	24	0	1	.338	.413	.751	4	4	2	7
2014	Bradenton	FSL	A+	PIT	.219	77	269	29	59	12	2	2	35	15	0	36	3	0	.263	.301	.564	3	4	2	2
2015	Bradenton	FSL	A+	PIT	.292	99	370	45	108	16	1	5	41	22	1	43	2	4	.332	.381	.713	4	4	2	7
2016	Indianapolis	INT	AAA	PIT	.200	6	20	2	4	1	0	0	2	1	0	2	0	0	.261	.250	.511	1	0	1	1
2016	Altoona	EAS	AA	PIT	.298	54	188	20	56	13	0	1	21	11	0	12	1	0	.338	.383	.721	3	0	2	8
2017	Altoona	EAS	aax	PIT	.231	72	273	29	63	9	2	3	25	17	1	24	1	0	.280	.311	.591	1	3	2	9
Minor League Totals					.265	404	1432	159	380	64	8	17	181	97	7	174	8	6	.315	.357	.671	16	16	13	37



TYLER JONES

RH PITCHER

Ht: 6-4 **Wt:** 240 **Bats:** Right **Throws:** Right

Born: September 5, 1989 in Milwaukee, Wis.

Opening Day Age: 28

ML Service: 0.000

2018 Baseball America Ranking (PIT): N/A

Acquired: Signed as a minor league free agent on 1/5/18

Single-Game Bests/Misc.

Complete Games

N/A

Shutouts

N/A

Innings (Start)

8.0

8/27/12 @ Cedar Rapids (A)

Innings (Relief)

3.1

4/4/13 @ Beloit (A)

Hits Allowed

10

8/27/12 @ Cedar Rapids (A)

Earned Runs Allowed

7

7/22/12 vs. Great Lakes (A)

Home Runs Allowed

2

8/12/17 @ Durham (AAA)

Strikeouts

11

7/28/12 @ Peoria (A)

10+ Strikeout Games

2

Last - 8/17/12 vs. Wisconsin (A)

Walks

6

8/12/12 vs. Peoria (A)

Winning Streak

5

4/19-6/10/17 (AAA)

Losing Streak

2 (5x)

Last - 7/22/12 (AAA)

PERSONAL

- Tyler Matthew Jones.
- Played one season of baseball at LSU in 2011 after playing two seasons (2009 and 2010) at Madison Area Tech Junior (Wis.) College.
- Was a 2010 Junior College first-team All-American after helping lead Madison to the Junior College World Series.
- 2008 graduate of Marquette University (Wis.) High School, where he lettered in both baseball and football and won two state baseball championships in 2006 and 2008.

TRANSACTIONS

- Selected by CWS (21st round, 638th overall) in the 2010 MLB June Amateur Draft, but did not sign.
- Selected by MIN (11th round, 358th overall) in the 2011 MLB June Amateur Draft.
- Released by MIN on March 30, 2015.
- Signed with ATL as a minor league free agent on April 6, 2015.
- Elected free agency on Nov. 7, 2015.
- Signed with NYY as a minor league free agent on Jan. 3, 2016.
- Selected in Rule 5 Draft by ARI from NYY on Dec. 8, 2016.
- Returned to NYY from ARI on March 24, 2017.
- Elected free agency on Nov. 6, 2017.
- Signed with PIT as a minor league free agent on Jan. 5, 2018.

2017

- Spent all season with Triple-A Scranton/Wilkes-Barre, going 6-4 with a 4.38 ERA (31 ER/63.2 IP) and 76 strikeouts.
- Received the loss in his first appearance (2.0ip, 3h, 3er, 1hr, 2bb, 1k).
- Went on a career-high five-game winning streak from 4/19-6/10.
- Lasted 3.0 innings just once, allowing no hits and no runs with five strikeouts on 5/15 vs. Pawtucket.
- Earned all six of his wins and put together a 5:1 strikeout-to-walk ratio (57 K, 11 BB) before the All-Star break.
- Allowed double-digit earned runs in August (7.82 ERA [11 ER/12.2 IP], 5 BB, 2 HR).
- Compiled the best groundout-to-flyout ratio of his career (1.71).
- Gave up 61 hits, his most in a season since becoming a full-time reliever in 2013.

2016

- Appeared in 33 games with Double-A Trenton and went 6-2 with a 2.17 ERA (11 ER/45.2 IP), the lowest of his career.
- Converted four of his first five save opportunities, allowing just two earned runs in the process.
- Put together three streaks of five-plus games with at least one strikeout, including an 11-game streak to end the season.
- Recorded two saves and eight strikeouts through five appearances in the postseason.
- Posted a sub-1.00 ERA in July (0.71, 1 ER/12.2 IP) and August (0.75, 1 ER/12.0 IP).

2015

- Began the season with High-A Carolina, going 0-0 and allowing no earned runs in 10.0 innings with 16 strikeouts and two walks.
- Got called up to Double-A Mississippi on 5/8, going 0-1 with 16 saves and a 3.07 ERA (15 ER/44.0 IP).
- Allowed two total earned runs in 25 save opportunities.
- Surrendered a season-high four earned runs in his final appearance of the season (0.1ip, 2h, 2bb, 0k) on 9/3 at Jacksonville.
- Registered two strikeouts at home for every strikeout on the road (33 K at home, 16 K on the road) with Mississippi.

2014

- Was rated Minnesota's 27th-best prospect according to *Baseball America*, but started the year on the DL.
- Spent all year with High-A Fort Myers and went 3-3, amassing a 3.73 ERA (21 ER/50.2 IP) with 13 saves and 53 strikeouts.
- Notched a save in five straight appearances from 5/23-6/7.
- Produced his best month of the year in July (1.32 ERA [2 ER/13.2 IP], 15 K, 8 H, 4 SV).
- Won the Florida State League Championship with Fort Myers.

2013

- *Baseball America* listed him as the Twins' 23rd-best prospect before the season.
- Spent 24 games with Class-A Cedar Rapids, going 4-3 with a 1.93 ERA (8 ER/37.1 IP).
- Was promoted to Fort Myers where he went 1-3 and compiled a 4.20 ERA (7 ER/15.0 IP).
- Recorded a season-high 3.1 innings on Opening Day at Beloit, striking out a season-high six and nabbing the win.
- Put together the lowest WHIP of his career (1.09).
- Allowed no earned runs in July between both leagues (11.0 IP).

2012

- Made 18 appearances (16 starts) for Class-A Beloit and went 5-5 with a 4.67 ERA (45 ER/86.2 IP).
- Did not start the season until 5/24.
- Surpassed the 100-K mark (102) for the first and only time in his career.
- Went 3-0 when lasting over 6.0 innings (5 total ER, 27 total K, 2 total BB in such games).
- Notched the only two 10-plus strikeout games of his career on 7/28 at Peoria (11k) and 8/17 vs. Wisconsin (10k).
- Allowed four-plus earned runs in three of his five starts in July.

2011

- Spent the entire season with Rookie-Advanced Elizabethton, going 0-0 with a 12.86 ERA (10 ER/7.0 IP).
- Allowed a career-worst 2.57 WHIP in four games.
- Gave up all 10 earned runs of the season on the road.
- Started his only game of the season on 8/25 at Bluefield, allowing six earned runs in 3.0 innings and walking two batters.
- Recorded at least one strikeout in all four appearances.

AWARDS & HONORS

SOU All-Star (Mid, 2015)

CAREER PITCHING STATS

YEAR	TEAM	LG	LVL	ORG	W-L	ERA	G	GS	CG	SHO	SV-SVO	IP	H	R	ER	HR	HB	BB-IBB	SO	AVG	WHIP
2011	Elizabethton	APP	R+	MIN	0-0	12.86	4	1	0	0	0-0	7.0	16	10	10	2	1	2-0	8	.432	2.57
2012	Beloit	MID	A	MIN	5-5	4.67	18	16	0	0	0-0	86.2	90	58	45	5	3	25-0	102	.263	1.44
2013	Cedar Rapids	MID	A	MIN	4-3	1.93	24	0	0	0	9-9	37.1	19	14	8	0	1	16-1	44	.146	0.94
2013	Fort Myers	FSL	A+	MIN	1-3	4.20	12	0	0	0	4-7	15.0	18	7	7	0	1	4-0	22	.305	1.47
2014	Fort Myers	FSL	A+	MIN	3-3	3.73	40	0	0	0	13-19	50.2	49	27	21	2	1	23-2	53	.255	1.42
2015	Carolina	CAR	AA	ATL	0-0	0.00	10	0	0	0	6-6	10.0	6	1	0	0	0	2-0	16	.171	0.80
2015	Mississippi	SOU	A+	ATL	0-1	3.07	39	0	0	0	16-19	44.2	43	15	15	0	1	18-0	49	.270	1.39
2016	Trenton	EAS	AA	NYG	6-2	2.17	33	0	0	0	11-13	45.2	45	14	11	1	1	11-2	67	.249	1.23
2017	Scranton/W-B	INT	AAA	NYG	6-4	4.38	44	0	0	0	3-8	63.2	61	32	31	6	1	20-0	76	.250	1.27
Minor League Totals					25-21	3.70	224	17	0	0	62-81	360.0	347	178	148	16	10	131-5	437	.252	1.33



MITCH KELLER

RH PITCHER

Ht: 6-3

Wt: 195

Bats: Right

Throws: Right

Born: April 4, 1996 in Cedar Rapids, Iowa

Opening Day Age: 22

@mkeller11

ML Service: 0.000

2018 Baseball America Ranking (PIT/MiLB): No. 1/No. 12

Acquired: Selected by PIT in the 2nd round (64th overall) of the 2014 MLB June Amateur Draft

Single-Game Bests/Misc.

Complete Games

N/A

Shutouts

N/A

Innings (Start)

7.0 (8x)

Last - 7/15/17 @ St. Lucie (A+)

Innings (Relief)

3.0

7/11/14 vs. GCL Phillies (R)

Hits Allowed

8

7/15/17 @ Dunedin (A+)

Earned Runs Allowed

7 (2x)

Last - 7/15/17 @ Dunedin (A+)

Home Runs Allowed

2

5/15/16 @ Lakewood (A)

Strikeouts

11

9/17/17 vs. Harrisburg (AA)

10+ Strikeout Games

3

Last - 9/17/17 vs. Harrisburg (AA)

Walks

5 (2x)

Last - 7/15/17 @ Dunedin (A+)

Winning Streak

3

7/13-8/19/16 (A)

Losing Streak

3

8/14-26/15 (R+)

PERSONAL

- Mitchell Thomas Keller.
- Was ranked by *Baseball America* as the top prospect in the state of Iowa prior to the 2014 draft.
- Posted a 1.72 ERA in senior year at Xavier (Cedar Rapids, Iowa) High School.
- His older brother, Jon Keller, was selected by Baltimore in the 22nd round of the 2013 MLB June Amateur Draft.

TRANSACTIONS

- Selected by PIT (2nd round, 64th overall) in the 2014 MLB June Amateur Draft.

2017

- Entered the season rated as Pittsburgh's No. 2 prospect and the No. 22 overall prospect by *Baseball America*.
- Split his season between Short-Season A West Virginia, High-A Bradenton and Double-A Altoona, overall going 8-5 with a 3.03 ERA (39 ER/116.0 IP).
- Pitched just 4.0 innings in West Virginia and allowed two hits, one walk and no runs.
- Earned six of his wins with Bradenton, including two back-to-back win streaks.
- Allowed just a .187 batting average (41-for-219) against opposing right-handed hitters, striking out 60 of them, walking 15 and giving up 20 total runs.
- Went 5-1 in Bradenton when lasting six-plus innings in a start, totaling just 11 walks in such games.
- Averaged over four strikeouts per game with Bradenton and over seven strikeouts per game with Altoona.
- Won the first and last games of Altoona's postseason, a complete game shutout in Game 1 of the Eastern League Western Division Series and a 7-1 inning outing in Game 3 of the title series to give the Curve the EL crown.
- Named EL Postseason Most Valuable Player after fanning 12, walking three and allowing two runs in 16.1 playoff innings.
- Pitched for Glendale in the Arizona Fall League and went 4-0 with a 1.52 ERA (4 ER/23.2 IP) and 13 strikeouts in six starts.

2016

- Was rated by *Baseball America* as the Pirates' No. 18 farmhand ahead of the season.
- Made 23 starts in Class-A with West Virginia and went 8-5 with a 2.46 ERA (34 ER/124.1 IP) and 131 strikeouts.
- Appeared in a single game for Bradenton, his last appearance of the season, pitching 6.0 innings and notching a victory.
- Produced his best months to begin and end the year, registering a 0.86 ERA (2 ER/21.0 IP) in April and a 1.01 ERA (3 ER/26.2 IP) in August.
- Led the team in strikeouts with 131 and ranked third in the entire Pirates system, trailing only Drew Hutchison (138) and Tyler Glasnow (133) of Indianapolis.
- Put together a two-game winning streak from 4/16-22 to begin the season and a three-game winning streak from 7/13-8/19 to end the season.
- Compiled a 5-2 record when throwing six-plus strikeouts.
- Nabbed three wins against Lexington, allowing five total runs, walking just five and striking out 30 in five starts against the Legends.
- Threw a career-high three wild pitches on 6/10 at Columbia.

2015

- *Baseball America* listed him as the Pirates' No. 9 prospect prior to the 2015 season.
- Spent the entire season with Rookie-Advanced Bristol and went 0-3 with a 5.49 ERA (12 ER/19.2 IP).
- Tied a career high with seven earned runs allowed on 8/21 at Princeton (2.0ip, 5h, 1hr, 5bb, 2k).
- Pitched his longest game on 8/26 vs. Pulaski (4.1ip, 1h, 1er, 4bb, 5k, 1wp).
- Struggled against left-handed hitters, giving up a .355 opposing batting average (11-for-31, 11 BB).
- Allowed a career-worst 2.08 WHIP.

2014

- Pitched in nine games (eight starts) with the GCL Pirates and amassed a 0-0 record and 1.98 ERA (6 ER/27.1 IP).
- Made only relief appearance of his career on 7/11 vs. GCL Phillies, going 3.0 innings and allowing one hit and one walk.
- Surrendered just a .133 opposing batting average (6-for-45) with runners on base.
- Went all season without allowing a home run for the first time in his career.
- Allowed no earned runs in six appearances during the regular season, giving up just nine total hits and striking out 19 in those games.
- Walked 11 batters in August compared to two in July.

AWARDS & HONORS

MiLB.com Organization All-Star (2017)
 AFL All-Prospect Team (2017)
 AFL Rising Stars (2017)
 AFL Pitcher of the Week (11/4/17)
 FSL All-Star (Mid, 2017)

FSL Pitcher of the Week (5/8/17)
 Baseball America Minor League All-Star (2016)
 Baseball America Low-A All-Star (2016)
 MiLB.com Fans' Choice for Breakout Prospects (2016)
 SAL Most Outstanding Pitcher (2016)
 SAL All-Star (Mid/Post, 2016)
 MiLB.com SAL Pitcher of the Month (4/2016)
 SAL Pitcher of the Week (4/17/16)

CAREER PITCHING STATS

YEAR	TEAM	LG	LVL	ORG	W-L	ERA	G	GS	CG	SHO	SV-SVO	IP	H	R	ER	HR	HB	BB-IBB	SO	AVG	WHIP
2014	GCL Pirates	GCL	R	PIT	0-0	1.98	9	8	0	0	0-0	27.1	19	8	6	0	3	13-0	29	.202	1.17
2015	Bristol	APP	R+	PIT	0-3	5.49	6	6	0	0	0-0	19.2	25	18	12	1	3	16-0	25	.309	2.08
2016	WV Power	SAL	A	PIT	8-5	2.46	23	23	0	0	0-0	124.1	96	36	34	4	11	18-0	131	.211	0.92
2016	Bradenton	FSL	A+	PIT	1-0	0.00	1	1	0	0	0-0	6.0	5	0	0	0	0	1-0	7	.227	1.00
2016	WV Black Bears	NYP	A-	PIT	0-0	0.00	2	2	0	0	0-0	4.0	2	0	0	0	1	1-0	7	.143	0.75
2017	Bradenton	FSL	A+	PIT	6-3	3.14	15	15	0	0	0-0	77.1	57	29	27	5	7	20-0	64	.207	1.00
2017	Altoona	EAS	AA	PIT	2-2	3.12	6	6	0	0	0-0	34.2	25	14	12	2	2	11-0	45	.197	1.04
	Minor League Totals				17-13	2.79	62	61	0	0	0-0	293.1	229	105	91	12	27	80-0	308	.215	1.05



SEAN KESELICA

LH PITCHER

Ht: 6-2

Wt: 210

Bats: Left

Throws: Left

Born: June 14, 1993 in Summit, N.J.

Opening Day Age: 24

ML Service: 0.000

2018 Baseball America Ranking (PIT): N/A

Acquired: Selected by PIT in the 33rd round (997th overall) of the 2015 MLB June Amateur Draft

Single-Game Bests/Misc.

Complete Games

N/A

Shutouts

N/A

Innings (Start)

4.0

6/10/17 (2) vs. Richmond (AA)

Innings (Relief)

4.0

5/23/16 @ Charleston (A)

Hits Allowed

7

6/10/17 (2) vs. Richmond (AA)

Earned Runs Allowed

4

7/18/17 vs. Harrisburg (AA)

Home Runs Allowed

1 (4x)

Last - 7/29/17 vs. Trenton (AA)

Strikeouts

7

8/16/16 @ Lexington (A)

10+ Strikeout Games

N/A

Walks

5

6/18/17 @ Hartford (AA)

Winning Streak

2 (2x)

Last - 4/8 (2)-19/17 (AA)

Losing Streak

2

7/13-8/6/15 (A-)

PERSONAL

- Sean Michael Keselica.
- Attended Virginia Tech (Blacksburg, Va.) University, where he went 5-4 with a 3.47 ERA in 12 appearances as a senior in 2015.
- Won two ACC Player of the Week Awards (March 13 and March 27, 2015).
- Was the second player out of Virginia Tech to be drafted by the Pirates; also George "Sandy" Hill in the 36th round in 1977.
- Graduated from Voorhees (Glen Gardner, N.J.) High School in 2011, where he was a three-time letterwinner in both baseball and basketball.
- Went 10-1 with a 1.16 ERA and 121 strikeouts in 60.1 innings as a senior in high school; also batted .435 with a school record six home runs.
- Averaged 20 points per game in basketball during his senior year and was a two-time first-team all-conference member.

TRANSACTIONS

- Selected by PIT (33rd round, 997th overall) in the 2015 MLB June Amateur Draft.

2017

- Spent the entire season with Double-A Altoona, going 4-2 with three saves and a 3.54 ERA (29 ER/73.2 IP).
- Did not register a loss until 6/10, earning three wins and two saves before his first defeat.
- Struck out at least one batter in 33 of his 42 outings, reaching a season-high four strikeouts four different times.
- Started the only three games of his career, all second games of a doubleheader, and went 0-1 in those contests.
- Posted near-identical records at home (2-1, 1 SV) and on the road (2-1, 2 SV), but had a much worse ERA at home (4.54, 19 ER/37.2 IP) than on the road (2.50, 10 ER/36.0 IP).
- Started strong before the All-Star break (4-1, 2 SV, 1.88 ERA [11 ER/52.2 IP], 52 K).
- Limited left-handed batters to a .174 average ((16-for-92) and just three extra-base hits.
- Won the Eastern League Championship with the Curve.

2016

- Spent nearly the whole season in Class-A with West Virginia and went 2-1 with a 1.41 ERA (8 ER/51.0 IP), by far the best mark of his career.
- Made one appearance, his last of the season, with High-A Bradenton, allowing no earned runs in a single inning and striking out one.
- Converted his only two save opportunities in back-to-back appearances, 6/8 vs. Delmarva and 6/12 at Columbia.
- Did not pitch until 5/23, when he lasted 4.0 innings, a season high, and surrendered five hits and two walks while fanning four.
- Recorded the only sub-1.00 WHIP mark of his career (0.88).
- Put together the best strikeout-to-walk ratio of his career at a clip of nearly 4:1 (55 K, 14 BB).
- Did not register a win or save in only one month of the season (0-1, 1.84 ERA [3 ER/14.2 IP], 6 BB in July).
- Pitched 2.0 innings in the Florida State League postseason, fanning three while surrendering one earned run en route to winning an FSL Championship with Bradenton.

2015

- Appeared in 19 games for Short-Season A West Virginia and went 2-2 with a 4.78 ERA (14 ER/26.1 IP), accumulating 36 strikeouts and 15 walks.
- Tied a career-high two-game win streak by winning back-to-back appearances on 8/9 and 8/14.
- Failed to pitch a full inning just twice during the regular season, including a blown save on 8/19, where he gave up three earned runs without recording an out.
- Won both of his games in August, but also produced his worst ERA (6.52, 7 ER/9.2 IP) in any single month of the season.
- Began the season with three straight games with two-plus walks, including a season-high three-walk outing on 7/3 at State College.
- Registered the best groundout-to-flyout ratio of his career (2.36).
- Suffered a .429 opposing average (9-for-21) while pitching against an inning's leadoff batter.
- Notched all three saves of the season during a five-game span in July (7/10-26).

AWARDS & HONORS

N/A

CAREER PITCHING STATS

YEAR	TEAM	LG	LVL	ORG	W-L	ERA	G	GS	CG	SHO	SV-SVO	IP	H	R	ER	HR	HB	BB-IBB	SO	AVG	WHIP
2015	WV Black Bears	NYP	A-	PIT	2-2	4.78	19	0	0	0	3-4	26.1	26	14	14	1	3	15-0	36	.271	1.56
2016	WV Power	SAL	A	PIT	2-1	1.41	24	0	0	0	2-2	51.0	32	8	8	1	4	14-0	54	.180	0.90
2016	Bradenton	FSL	A+	PIT	0-0	0.00	1	0	0	0	0-0	1.0	0	0	0	0	0	0-0	1	.000	0.00
2017	Altoona	EAS	AA	PIT	4-2	3.54	42	3	0	0	3-8	73.2	67	34	29	2	6	39-1	72	.245	1.44
Minor League Totals					8-5	3.02	86	3	0	0	8-14	152.0	125	56	51	4	13	68-1	163	.227	1.27



NICK KINGHAM

RH PITCHER**Ht:** 6-5**Wt:** 225**Bats:** Right**Throws:** Right**Born:** November 8, 1991 in Houston, Texas**Opening Day Age:** 26**ML Service:** 0.000**2018 Baseball America Ranking (PIT):** No. 8**Acquired:** Selected by PIT in the 4th round (117th overall) of the 2010 MLB June Amateur Draft

@NickKingham

Single-Game Bests/Misc.

Complete Games

1
8/10/17 vs. Syracuse (AAA)

Shutouts

N/A

Innings (Start)

9.0
8/10/17 vs. Syracuse (AAA)

Innings (Relief)

6.1
7/17/13 vs. Bowie (AA)

Hits Allowed

10
7/5/14 vs. Louisville (AAA)

Earned Runs Allowed

8 (2x)
Last - 8/26/17 vs. Columbus (AAA)

Home Runs Allowed

3
6/1/12 @ Hickory (A)

Strikeouts

13
4/28/13 vs. Brevard County (A++)

10+ Strikeout Games

1
4/28/13 vs. Brevard County (A++)

Walks

6
7/30/13 vs. Binghamton (AA)

Winning Streak

6 (3x)
Last - 7/24-8/31/17 (AAA)

Losing Streak

7
4/17-6/7/14 (AA)

PERSONAL

- Nicholas Gordon Kingham.
- Tabbed by *Baseball America* with the "Best Control" among Pittsburgh farmhands prior to the 2017 season.
- 2010 graduate of Sierra Vista High School (Las Vegas, Nev.), where he went 8-3 with a 2.01 ERA and 73 strikeouts in 13 games as a senior and was named First-Team All-State.
- Was the No. 2 recruit in the state of Nevada in 2010 (No. 156 nationally) according to PerfectGame and signed a letter of intent with the University of Oregon.
- Sat out junior year at Sierra Vista after transferring; went 10-1 for his legion team, the Las Vegas Lions, in 2009.

TRANSACTIONS

- Selected by PIT (4th round, 117th overall) in the 2010 MLB June Amateur Draft.
- Had his contract first selected by PIT on Nov. 20, 2014.

2017

- Entered the season rated as Pittsburgh's No. 11 prospect by *Baseball America*.
- Began year on DL; made one rehab start with High-A Bradenton before joining Indy in 5/15; went 9-6 with a 4.13 ERA (52 ER/113.1 IP) on 20 games (19 starts).
- Tossed first career complete game on 8/10 vs. Syracuse (9.0ip, 2h, 1r, 1er, 0bb, 8k - 85 pitches).
- His 85-pitch CG was lowest mark by Indy pitcher in a 9-inning CG since 2005.
- Posted a 1.19 ERA (6 ER/45.1 IP) during a six-start stretch from 7/24-8/21.
- Finished the regular season with the third six-game winning streak of his career, recording a 3.00 ERA (18 ER/54.0 IP) along the way.
- Helped Indy notch its first playoff shutout at Victory Field on 9/8 vs. Durham (7.0ip, 4h, 0r, 3bb, 4k).

2016

- Entered the season rated as Pittsburgh's No. 13 prospect by *Baseball America* and was named as having the "Best Control" among Pirates farmhands.
- Went 3-5 with a 2.93 ERA (15 ER/46.0 IP) between GCL Pirates, Bradenton and Double-A Altoona.
- Began his campaign on the DL recovering from Tommy John surgery before beginning a minor league rehab assignment with the GCL Pirates on 7/8.
- Missed one start due to a lumbar strain; was reinstated from the DL on 8/15 before being assigned to Bradenton.
- Joined Altoona on 8/27 and allowed one run on three hits over 6.0 frames on 8/29 vs. Binghamton.

2015

- Was rated by *Baseball America* as the Pirates' No. 6 farmhand and was tabbed as having the "Best Control" and "Best Changeup" in the system.
- Made six starts for Indy, going 1-2 with a 4.31 ERA (15 ER/31.1 IP) but exited his 5-6 start vs. Rochester early due to discomfort in his right elbow.
- Had his season end after having Tommy John surgery performed by Dr. David Altchek in New York on 5/27.

2014

- Baseball America* listed him as the Pirates' No. 5 prospect and as having the "Best Control" and "Best Changeup" in the system prior to the season.
- Split year between Altoona and Indy, going 6-11 with a 3.34 ERA (59 ER/159.0 IP) over 26 starts.
- Established a career high in innings pitched.
- Was third among Pirates farmhands in strikeouts (119).
- Did not surrender a HR in first nine starts (50.0 IP).
- Went winless over six starts in the month of May (0-4) despite posting a 2.61 ERA (11 ER/38.0 IP).

- Lost career-high seven straight decisions from 4/17-6/7.
- Recorded a 2.80 ERA (14 ER/45.0 IP) over his final seven starts before being promoted to Indy on 6/12.
- Held IL batters to a .213 average (70-for-328).
- Allowed one earned run over his first four Triple-A starts (0.34 ERA/26.2 IP) with the Tribe.
- Tossed 7.0 shutout and struck out a season-high eight batters in his Triple-A debut on 6/13 vs. Durham.

2013

- Baseball America* listed him as the Pirates' No. 17 prospect before the season.
- Split his campaign between Bradenton and Altoona, going 9-6 with a 2.89 ERA (46 ER/143.1 IP) and 144 strikeouts in 27 appearances (25 starts).
- Ranked second among Pirates farmhands in punchouts.
- Tallied a 6-3 record and 3.09 ERA (24 ER/70.0 IP) over 13 first-half starts, resulting in a nomination to the Florida State League midseason All-Star Team.
- Won six consecutive decisions from 4/22-5/24, his second career six-game win streak (also: 7/15-9/1/11).
- Set a Marauders record and career high with 13 whiffs on 4/28 vs. Brevard County (6.0ip, 3h, 0r, 0er, 0bb).
- Was 3-2 with a 1.76 ERA (6 ER/30.2 IP) over five home starts with the Marauders.
- Allowed one earned run or less in seven of his 13 starts with Bradenton and 13 of 25 starts overall.

2012

- Rated by *Baseball America* as the Pirates' No. 14 prospect prior to the season.
- Spent the entire season at Single-A West Virginia and went 6-8 with a 4.39 ERA (62 ER/127.0 IP) in a career-high 27 starts.
- Ranked fourth among South Atlantic League starters in WHIP (1.19) and was fifth in strikeouts per 9.0 innings (8.29).
- Lost six straight decisions from 5/8-7/11; turned season around with a five-game win streak from 7/17-8/19.
- Finished the month of August with a 3-1 mark and 2.23 ERA (8 ER/32.1 IP).

2011

- Went 6-2 with a team- and system-best 2.15 ERA (17 ER/71.0 IP) in 15 starts for Short-Season A State College.
- Ranked third in the New York-Penn League in ERA and fewest baserunners/9.0 innings among starters (10.14).
- Went 6-0 with a 1.57 ERA (11 ER/63.0 IP) in his final 13 starts.

2010

- Made pro debut with the GCL Pirates, posting a 0.00 ERA (3.0 IP) in two relief appearances.

AWARDS & HONORS

FSL All-Star (Mid, 2013)

CAREER PITCHING STATS

YEAR	TEAM	LG	LVL	ORG	W-L	ERA	G	GS	CG	SHO	SV-SVO	IP	H	R	ER	HR	HB	BB-IBB	SO	AVG	WHIP
2010	GCL Pirates	GCL	R	PIT	0-0	0.00	2	0	0	0	0-0	3.0	3	0	0	0	0	0-0	2	.273	1.00
2011	State College	NYP	A	PIT	6-2	2.15	15	15	0	0	0-0	71.0	63	18	17	5	2	15-0	47	.238	1.10
2012	West Virginia	SAL	A	PIT	6-8	4.39	27	27	0	0	0-0	127.0	115	70	62	15	9	36-0	117	.243	1.19
2013	Bradenton	FSL	A+	PIT	6-3	3.09	17	17	0	0	0-0	70.0	55	25	24	6	9	30-0	75	.212	0.99
2013	Altoona	EAS	AA	PIT	3-3	7.72	12	12	0	0	0-0	73.1	72	24	22	1	3	30-0	29	.253	1.36
2014	Altoona	EAS	AA	PIT	1-7	3.04	12	12	0	0	0-0	71.0	71	35	24	3	2	25-1	54	.259	1.35
2014	Indianapolis	INT	AAA	PIT	5-4	3.88	14	14	0	0	0-0	58.0	70	40	35	6	1	27-1	65	.213	1.10
2015	Indianapolis	INT	AAA	PIT	1-2	4.31	6	6	0	0	0-0	31.1	34	16	15	3	2	7-0	32	.270	1.31
2016	GCL Pirates	GCL	R	PIT	0-4	3.00	6	6	0	0	0-0	24.0	23	13	8	0	0	1-0	16	.256	1.00
2016	Bradenton	FSL	A+	PIT	2-0	0.00	2	2	0	0	0-0	11.0	8	0	0	0	1	1-0	10	.211	0.82
2016	Altoona	EAS	AA	PIT	1-1	5.73	2	2	0	0	0-0	11.0	6	7	7	1	0	0-0	10	.162	0.91
2017	Bradenton	FSL	A+	PIT	1-0	0.00	1	1	0	0	0-0	5.0	1	0	0	0	0	0-0	0	.063	0.20
2017	Indianapolis	INT	AAA	PIT	9-6	4.13	20	19	1	0	0-0	113.1	119	59	52	8	8	29-1	93	.270	1.31
Minor League Totals					41-40	3.42	134	129	1	0	0-0	699.0	638	307	266	48	37	189-3	590	.242	1.18



KEVIN KRAMER

INFILDER

Ht: 6-0

Wt: 200

Bats: Left

Throws: Right

Born: October 3, 1993 in Turlock, Calif.

Opening Day Age: 24

ML Service: 0.000

2018 Baseball America Ranking (PIT): No. 12

Acquired: Selected by PIT in 2nd round (62nd overall) of the 2015 MLB June Amateur Draft

@Kevin_Kramer7

Single-Game Bests/Misc.

Hits

5

8/24/15 vs. Batavia (A-)

Home Runs

2

4/13/17 vs. Akron (AA)

RBI

4 (2x)

Last - 8/14/16 vs. Fort Myers (A+)

Runs

3 (5x)

Last - 5/19/17 vs. Erie (AA)

Stolen Bases

3

8/16/15 @ State College (A-)

Walks

2 (15x)

Last - 4/14/17 vs. Akron (AA)

Hit Streak

10 (2x)

Last - 4/7-17/17 (AA)

Grand Slams

N/A

Multi-homer Games

1

4/13/17 vs. Akron (AA)

PERSONAL

- Kevin Lowell Kramer.
- Played baseball collegiately at UCLA.
- Hit .323 with 14 doubles, two triples, seven home runs and 34 RBI in 2015 with the Bruins; rated by *Baseball America* as the 133rd prospect heading into the 2015 draft.
- Hit .278 in 66 games as a sophomore in 2013 with 11 doubles, two triples, three home runs and 42 RBI as UCLA won the College World Series against Mississippi State (Adam Frazer played for Mississippi State); the first national championship in baseball for UCLA.
- Collected three hits during the 2012 College World Series.
- 2011 graduate of Turlock (Calif.) High School, where he was a three-year varsity winner in baseball; was also a three-year letterwinner at quarterback on Turlock's football team.
- Hit .350 with six doubles, two home runs and 30 RBI during his senior year in 2011; was a three-time, first-team All Central California League selection.
- Batted .460 with 11 doubles, five triples, seven home runs and 30 RBI as a junior in 2010, and led Turlock to the title game while hitting three home runs in the league playoffs.
- Helped lead the USA Baseball U-16 team to the Gold Medal in Taiwan during the summer of 2009.
- Was named the Central California League MVP as a quarterback after passing for 1,037 yards and 15 touchdowns while also rushing for 1,119 yards and 16 touchdowns as a senior.

TRANSACTIONS

- Selected by CLE (25th round, 758th overall) in the 2011 MLB June Amateur Draft, but did not sign.
- Selected by PIT (2nd round, 62nd overall) in the 2015 MLB June Amateur Draft.

2017

- Entered the season listed as Pittsburgh's No. 21 prospect by *Baseball America*.
- Spent 53 of his 57 games with Double-A Altoona, batting .297 (60-for-202) with 26 extra-base hits and seven stolen bases.
- Also made one appearance in Rookie ball with the GCL Pirates on a rehab assignment after fracturing his throwing hand, going hitless in two at-bats.
- Played three games with Short-Season A West Virginia on his continued rehab, hitting .231 (3-for-13).
- Began the season with Altoona on a 10-game hit streak, notching an extra-base hit in the first three games.
- Batted .373 (28-for-75) in April with three homers, nine RBI and nine walks.
- Produced his best numbers in Altoona from the three-hole in the lineup (.350 average [43-for-123], 22 R, 13 2B, 13 RBI, 13 BB, 5 SB).
- Hit .306 off right-handed pitching (45-for-147, 16 2B, 6 HR, 14 BB); .273 off lefties (15-for-55, 1 2B, 0 HR, 3 BB).
- Made six errors in 215 total chances at second base, good for a .972 fielding percentage.
- Recorded one hit, two RBI, three walks and a run scored as DH in four postseason games for Altoona, winning the Eastern League Championship with the club.

2016

- Ranked before the season by *Baseball America* as Pittsburgh's 28th best prospect.
- Spent the entire season with High-A Bradenton and batted .277 (123-for-444) with 29 doubles, 57 RBI and 56 runs scored.
- Led or tied for the team lead in four offensive categories, including total bases (168), hits, games (118) and doubles.
- Tied for the Florida State League lead in doubles and was ninth in hits.
- Led the FSL in times grounding into a double play (19), also setting a career high.
- Put together a career-high 12 multi-RBI games and the only four-RBI games of his career, 5/2 vs. St. Lucie and 8/14 vs. Fort Myers.
- Batted .319 (68-for-213) with runners on base, smacking 16 doubles, belting three homers and driving in 56 RBI.
- Registered a hit in four-plus straight games nine times and tied a career-high 10-game streak from 8/12-21.
- Knocked seven hits, including a double, home run, RBI and five runs in Bradenton's postseason run at an FSL Championship.

2015

- Started the season with SS-A West Virginia, batting .305 (54-for-177) in 46 games, before joining Class-A West Virginia for 12 games, where he hit .240 (12-for-50).
- Reached base safely in 13 of his first 15 professional games, notching 13 hits and drawing eight walks during that span.
- Performed much better offensively at home with the Black Bears (.398 average [35-for-88], 13 RBI, 22 R, 15 BB) than on the road (.213 average [19-for-89], 4 RBI, 12 R, 10 BB).
- Batted over .400 in a month for the only time in his career (.410 average [34-for-83] in August).
- Stole multiple bases in a game for the only times in his career, swiping two bags on 7/22 vs. Brooklyn and a career-high three on 8/16 at State College.
- Slugged better against left-handed pitchers (.500, 30 TB/60 AB) than right-handed pitchers (.317, 53 TB/167 AB) between both leagues.
- Committed five errors in 278 total chances in the middle infield during the regular season.

AWARDS & HONORS

AFL Rising Stars (2017)

EAS All-Star (Mid, 2017)

CAREER BATTING STATS

YEAR	TEAM	LG	LVL	ORG	AVG	G	AB	R	H	2B	3B	HR	RBI	BB	IBB	SO	SB	CS	OBP	SLG	OPS	SF	SAC	HBP	GIDP
2015	WV Black Bears	NYP	A-	PIT	.305	46	177	34	54	7	3	0	17	25	0	28	9	4	.390	.379	.769	2	4	1	4
2015	WV Power	SAL	A	PIT	.240	12	50	9	12	2	1	0	3	5	0	8	3	0	.321	.320	.641	0	0	1	2
2016	Bradenton	FSL	A+	PIT	.277	118	444	56	123	29	2	4	57	48	2	63	3	9	.352	.378	.730	5	10	6	19
2016	Altoona	EAS	AA	PIT	.297	53	202	31	60	17	3	6	27	17	2	50	7	2	.380	.500	.880	3	0	12	4
2017	GCL Pirates	GCL	R	PIT	.000	1	2	0	0	0	0	0	1	0	0	1	0	0	.000	.000	.000	1	0	0	0
2017	WV Black Bears	NYP	A-	PIT	.231	3	13	1	3	0	0	0	2	0	0	2	1	0	.286	.231	.517	0	0	1	0
Minor League Totals					.284	233	888	131	252	55	9	10	107	95	4	152	23	15	.363	.400	.762	11	14	21	29



RYAN LAVARNEY

CATCHER

Ht: 6-4

Wt: 240

Bats: Right

Throws: Right

Born: August 7, 1987 in Burbank, Calif.

Opening Day Age: 30

ML Service: 2.146

2018 Baseball America Ranking (PIT): N/A

Acquired: Signed as a minor league free agent on 1/22/18



@RyanLavarney

Single-Game Bests/Misc.

Hits

4 (7x)

Last - 7/22/12 @ Louisville (AAA)

Home Runs

2 (10x)

Last - 6/20/16 @ Erie (AA)

RBI

6

7/16/09 @ Hagerstown (A)

Runs

4

6/5/12 vs. Indianapolis (AAA)

Stolen Bases

1 (5x)

Last - 5/28/16 vs. Reading (AA)

Walks

3 (11x)

Last - 5/20/17 @ Sacramento (AAA)

Hit Streak

14

5/6-6/4/09 (A)

Grand Slams

2

Last - 7/16/09 @ Hagerstown (A)

Multi-homer Games

10

6/20/16 @ Erie (AA)

PERSONAL

- Ryan Cole Lavarney, wife's name is Jamie.
- Was a semifinalist for the Johnny Bench Award and Golden Spikes Award as a junior at Yale University in 2008 (was a Philosophy major).
- Was named Second-Team All-Ivy and First-Team All-New England in 2008 after leading the league in home runs (13), RBI (42), walks (29), slugging (.824) and OBP (.541) while playing the Bulldogs with a .358 batting average.
- 2005 graduate of El Camino (Calif.) Real High School.

TRANSACTIONS

- Selected by BOS (6th round, 202nd overall) in the 2008 MLB June Amateur Draft.
- Had his contract first selected by BOS on Aug. 18, 2011.
- Claimed off waivers by LAD from BOS on Dec. 5, 2014.
- Claimed off waivers by CHC from LAD on Dec. 19, 2014.
- Claimed off waivers by BAL from CHC on Dec. 23, 2014.
- Electred free agency on May 29, 2015.
- Signed with BAL as a minor league free agent on May 30, 2015.
- Released by ATL on May 13, 2016.
- Signed with TOR as a minor league free agent on May 27, 2016.
- Electred free agency on Nov. 7, 2016.
- Signed with OAK as a minor league free agent on Nov. 21, 2016.
- Electred free agency on Oct. 13, 2017.
- Signed with PIT as a minor league free agent on Jan. 22, 2018.

2017	2012
<ul style="list-style-type: none"> Spent nearly the whole season with Triple-A Nashville, batting .239 (63-for-264) in 82 games. Recorded 55 of his 63 hits before the All-Star break, also driving in 20 runs and drawing 25 walks. Produced a .273 average (3-for-11) with two RBI in six games for Oakland. 	<ul style="list-style-type: none"> Ranked by <i>Baseball America</i> as Boston's 9th-best prospect prior to the season beginning. Split the season between Pawtucket (.295 average [94-for-319], 52 R, 8 HR) and Boston (.157 average [24-for-153], 10 XBH, 12 RBI). Logged 26 multi-hit performances with Pawtucket, reaching a career-high four hits in three games.
2016	2011
<ul style="list-style-type: none"> Began the season in Triple-A with Gwinnett, hitting .276 (27-for-98), scoring seven runs, and striking out just 18 times. Released by Atlanta in May and was signed by Toronto. Hit .262 (61-for-233) with 13 doubles and 38 RBI in 66 games with Double-A New Hampshire. 	<ul style="list-style-type: none"> Rated as Boston's No. 16 prospect by <i>Baseball America</i> prior to the season. Started the season with Portland and hit .284 (59-for-208) before being called up to Pawtucket for the first time, where he batted .295 (67-for-227).
2015	2010
<ul style="list-style-type: none"> Opened the season with Baltimore, notching one of his three hits with the club in his first game. Signed by Atlanta in May after electing free agency. Assigned to Gwinnett and hit .268 (11-for-41) in 13 games. Promoted to Atlanta on 6/15 and played there the rest of the season, batting .227 (15-for-66), smashing two homers and scoring five runs in 27 games. 	<ul style="list-style-type: none"> Had his contract first selected by Boston on 8/18 and appeared in 17 games (.231 average [9-for-39], 8 RBI, 2 2B, 2 HR, 5 R). Batted .347 (33-for-95) with seven homers in June and .362 (38-for-105) with nine homers in July. Belted a career-high 34 home runs overall between the three levels.
2014	2009
<ul style="list-style-type: none"> Played 62 of his 67 minor league games with Triple-A Pawtucket, where he hit .283 (62-for-219) with 20 RBI. Saw rehab stints with Double-A Portland (.273 [3-for-11], 1 HR) and the GCL Red Sox (.400 [2-for-5], 1 2B). Did not record a hit with Boston, striking out three times in 10 at-bats, the final at-bats with the Red Sox in his career. 	<ul style="list-style-type: none"> Split the season between High-A Salem (.289, 88-for-304) and Portland (.285, 45-for-158). Put together a .388 batting average (50-for-129) with RISP in both leagues, including 10 doubles, six home runs and 78 RBI.
2013	2008
<ul style="list-style-type: none"> Hit .250 (45-for-180) with 12 extra-base hits, 23 runs scored, 24 RBI and 25 walks with Pawtucket. Batted .299 (23-for-77) with Boston, a single-season high with any club in his career. Produced better average at home (.417, 10-for-24) than on the road (.245, 13-for-53) with Boston, but had more RBI on the road (10) than at home (4). 	<ul style="list-style-type: none"> Spent the entire season with Class-A Greenville and batted .285 (115-for-404) with 21 homers. Recorded the first two multi-homer games of his career, one on 7/16 at Hagerstown (6 RBI) and the other on 8/28 vs. Kannapolis (4 RBI).
2012	2007
<ul style="list-style-type: none"> Hit .211 (15-for-71) with seven extra-base hits, nine RBI, eight walks and 10 runs scored in two games with Short-Saskatoon A Lowell. Hit first career grand slam on 8/25 at Staten Island. 	

AWARDS & HONORS

World Baseball Classic Pool A MVP [Team Israel] (2017)	INT Player of the Week (7/25/11)
MLB.com Organization All-Star (2012)	AFL Rising Stars (2010)
INT All-Star (Mid/Post, 2012)	MLB.com Organization All-Star (2010)
MLB.com Organization All-Star (2011)	CAR All-Star (Mid/Post, 2010)
<i>Baseball America</i> Minor League All-Star (2011)	EAS Player of the Week (8/30/10)
MLB.com INT Player of the Month (7/2011)	CAR Player of the Week (4/19/10)

CAREER BATTING STATS

YEAR	TEAM	LG	LVL	ORG	AVG	G	AB	R	H	5B	2B	3B	HR	RBI	BB	IBB	SO	SB	CS	OPB	SLG	OPS	SF	SAC	HBP	GIDP
2008	Lowell	NYP	A-	BOS	.221	22	71	10	15	5	2	0	2	9	8	0	18	0	0	.317	.366	.683	0	0	3	7
2009	Greenville	SAL	A	BOS	.285	106	404	60	115	36	2	21	87	50	2	113	1	2	.367	.540	.907	6	0	6	7	
2010	Salem	CAR	A+	BOS	.289	82	304	66	88	18	0	14	63	44	1	62	1	0	.392	.487	.879	3	0	9	9	
2010	Portland	EAS	AA	BOS	.285	44	158	25	45	9	0	8	39	26	2	42	0	0	.395	.494	.889	2	0	4	2	
2010	Portland	EAS	AA	BOS	.284	55	208	35	59	5	0	14	38	25	0	47	0	0	.360	.510	.870	4	0	2	11	
2011	Pawtucket	INT	AAA	BOS	.295	61	227	40	67	18	0	18	55	32	2	60	1	1	.390	.612	1.002	1	0	4	10	
2011	BOSTON	AL	MLB	BOS	.231	17	39	5	9	2	0	2	8	4	0	1	0	1	.302	.436	.738	0	0	0	1	
2012	Pawtucket	INT	AAA	BOS	.295	83	319	52	94	22	0	8	43	40	4	6	62	1	0	.376	.439	.815	4	0	4	8
2012	BOSTON	AL	MLB	BOS	.157	46	153	11	24	8	0	2	12	11	0	41	0	0	.211	.248	.459	2	0	0	4	
2013	Pawtucket	INT	AAA	BOS	.250	50	180	23	45	9	0	3	24	25	1	25	0	0	.346	.500	.696	5	0	4	13	
2013	BOSTON	AL	MLB	BOS	.299	25	77	8	23	7	0	1	14	2	0	17	0	0	.329	.429	.758	1	0	2	3	
2014	GCL Red Sox	GCL	R	BOS	.400	2	5	1	2	1	0	0	2	1	0	1	0	0	.500	.600	1.100	0	0	0	0	
2014	Portland	EAS	AA	BOS	.273	3	11	2	5	0	0	1	2	1	0	1	0	1	.333	.445	.778	0	0	0	1	
2014	Pawtucket	INT	AAA	BOS	.283	62	219	22	62	10	0	3	20	33	1	45	0	0	.389	.370	.759	0	0	5	6	
2014	BOSTON	AL	MLB	BOS	.000	9	10	0	0	0	0	0	0	0	0	3	0	0	.000	.000	.000	0	0	0	1	
2015	BALTIMORE	AL	MLB	BAL	.107	10	28	1	3	1	0	0	0	0	4	0	7	0	.219	.143	.362	0	0	0	0	
2015	Gwinnett	INT	AAA	ATL	.268	13	41	5	11	2	0	2	8	8	0	7	0	0	.388	.463	.851	0	0	0	0	
2015	ATLANTA	NL	MLB	ATL	.227	27	66	5	15	5	0	2	6	8	1	21	0	0	.311	.394	.705	0	0	0	4	
2015	Gwinnett	INT	AAA	ATL	.276	25	98	7	27	8	0	0	10	8	0	18	0	1	.336	.357	.693	0	0	1	3	
2016	New Hampshire	EAS	AA	TOR	.262	66	233	33	61	13	0	6	38	34	0	47	1	0	.357	.395	.752	3	0	2	5	
2017	OAKLAND	AL	MLB	OAK	.273	6	11	0	3	1	0	0	2	1	0	3	0	0	.385	.364	.749	0	0	1	1	
2017	Nashville	PCL	AAA	OAK	.239	82	264	33	63	9	0	6	26	31	0	65	0	2	.327	.341	.668	3	1	5	13	
Minor League Totals					.276	756	2,742	414	757	165	2	106	464	366	15	613	5	6	.368	.454	.821	31	1	49	89	
Major League Totals					.201	140	384	30	77	24	0	7	42	30	1	102	0	0	.262	.318	.580	3	0	3	15	



JACK LEATHERSICH

LH PITCHER

Ht: 5-11 **Wt:** 205 **Bats:** Right **Throws:** Left
Born: July 14, 1990 in Beverly, Mass.
Opening Day Age: 27
ML Service: 0.116
2018 Baseball America Ranking (PIT): N/A
Acquired: Claimed off waivers from the Chicago Cubs on 9/4/17

Single-Game Bests/ Misc.

Complete Games
N/A

Shutouts
N/A

Innings (Start)
1.0

7/18/16 vs. AZL Athletics (R)

Innings (Relief)
3.0 (3x)

Last - 5/31/12 @ Palm Beach (A+)

Hits Allowed
5

6/29/15 vs. Sacramento (AAA)

Earned Runs Allowed
6

6/29/15 vs. Sacramento (AAA)

Home Runs Allowed
2

6/29/15 vs. Sacramento (AAA)

Strikeouts
6 (6x)

Last - 7/27/17 @ El Paso (AAA)

10+ Strikeout Games
N/A

Walks
5

4/17/17 vs. Round Rock (AAA)

Winning Streak
2 (3x)

Last - 8/1-2/14 (AA)

Losing Streak
3 (2x)

Last - 4/11-7/16/17 (AAA)

PERSONAL

- John Victor Leathersich.
- Attended UMass-Lowell, where he went 6-2 with a 1.62 ERA, 126 strikeouts and 12.74 strikeouts per 9.0 innings as a junior in 2011; the strikeouts and strikeouts/per 9.0 clip were both single-season school records.
- Was named the best pro prospect in the 2009 Summer Valley League; pitched for Orleans in the Cape Cod League in 2010.
- 2008 graduate of Beverly (Mass.) High School, where he was the school's all-time leader in strikeouts and wins.

TRANSACTIONS

- Selected by NYM (5th round, 162nd overall) in the 2011 MLB June Amateur Draft.
- Had his contract first selected by NYM on Nov. 20, 2014.
- Claimed off waivers by CHC from NYM on Nov. 19, 2015.
- Elected free agency on Dec. 2, 2015.
- Re-signed with CHC as a minor league free agent on Dec. 15, 2015.
- Claimed off waivers by PIT from CHC on Sept. 4, 2017.

2017

- Ranked as the Cubs' No. 27 prospect by *Baseball America*.
- Made 41 relief appearances for Triple-A Iowa, going 2-4 with one save and a 2.84 ERA (14 ER/44.1 IP).
- Pitched 12.0 innings in June and allowed one earned run, good for a 0.75 ERA; owned a 0.55 ERA (2 ER/32.2 IP) with 56 strikeouts in 29 appearances since start of June for I-Cubs.
- Made his first MLB appearance of the season on 7/6 vs. Milwaukee (0.2ip, 1h, 2r, 2er, 4bb, 1k).
- Claimed off waivers by Pittsburgh and pitched in six games for the Pirates (0.00 ERA [0 ER/4.1 IP], 3 H, 2 BB, 6 K).
- Also made three playoff appearances for Indy, going 0-1 with a 9.00 ERA (2 ER/2.0 IP).

2016

- Appeared for three teams: the AZL Cubs (1-0, 1.13 ERA [1 ER/8.0 IP], 16 K), Double-A Tennessee (0-0, 3.48 ERA [4 ER/10.1 IP], 12 K) and Iowa (0-0, 0.00 ERA [0 ER/5.0 IP], 6 K).
- Made the only start of his career on 7/18 vs. AZL Athletics (1.0ip, 1h, 0r, 2k).
- Produced the lowest ERA in a full season of his career with a 1.93 mark (5 ER/23.1 IP) between the three clubs.
- Allowed multiple earned runs just once all season, surrendering two on two hits at Chattanooga on 7/26.
- Did not give up a hit in 5.0 innings with Iowa (1 R, 6 BB, 6 K).
- Held left-handed hitters to an .080 clip (2-for-25).

2015

- Split time between Triple-A Las Vegas (0-0, 5.40 ERA [8 ER/13.1 IP]) and the New York Mets (0-1, 2.31 ERA [3 ER/11.2 IP]).
- Did not pitch after 6/29 and was placed on the DL, eventually having Tommy John surgery in August.

2014

- Rated as the Mets' No. 23 prospect, according to *Baseball America*.
- Began the season with Double-A Binghamton, appearing in 37 games and going 3-3 with a 2.93 ERA (15 ER/46.0 IP).
- Promoted to Las Vegas in August and went 0-0 with a 5.40 ERA (5 ER/8.1 IP).
- Notched a win in his final two appearances in Binghamton, both against Bowie, allowing no earned runs and striking out four.
- Gave up just a .198 opposing average (20-for-101) with runners on base.

2013

- Baseball America* listed him as the Mets' No. 2 prospect before the season.
- Split time between Binghamton and Las Vegas, going a combined 4-0 with a 4.63 ERA (30 ER/58.1 IP) in 52 appearances.
- Allowed a mere .181 batting average against opposing right-handers (26-for-144), also posting 71 punchouts against them.
- Gave up multiple earned runs seven times across both leagues, allowing a season-high four earned runs three times.
- Posted the highest WHIP (1.65) in a minor league season in his career.

2012

- Baseball America* ranked him New York's 27th-best prospect ahead of the 2012 season.
- Started the season with Class-A Savannah, going 0-1 with a 0.75 ERA (2 ER/24.0 IP) and only eight walks.
- Registered a 2-5 record and a 4.13 ERA (22 ER/48.0 IP) in 26 games with High-A St. Lucie.
- Struck out 113 batters between the two leagues and finished the season third in the Mets' organization in total strikeouts.
- First career win came on 7/25 vs. Bradenton (1.0ip, 1h, 0r, 1bb, 3k).
- Recorded 20-plus strikeouts in April (24 K), June (20 K) and July (25 K).

2011

- Spent all season with Short-Season A Brooklyn, going 0-0 and registering a 0.71 ERA (1 ER/12.2 IP).
- Notched his first career save on 8/11 at Batavia, his only save of the season.
- Pitched slightly better against left-handed hitters (.111 [2-for-18], 1 BB) than he did against righties (.154 [4-for-26], 2 BB); .136 average against overall.
- Did not surrender a single hit to the leadoff batter in an inning (0-for-12).

AWARDS & HONORS

N/A

CAREER PITCHING STATS

YEAR	TEAM	LG	LVL	ORG	W-L	ERA	G	GS	CG	SHO	SV-SVO	IP	H	R	ER	HR	HB	BB-IBB	SO	AVG	WHIP
2011	Brooklyn	NYP	A-	NYM	0-0	0.71	9	0	0	0	1-1	12.2	6	1	1	0	0	26	136	0.71	
2012	Savannah	SAL	A	NYM	0-1	0.75	12	0	0	0	1-1	24.0	10	4	2	0	5	37	132	0.75	
2012	St. Lucie	FSL	A+	NYM	2-5	4.13	26	0	0	0	1-4	48.0	41	25	22	3	5	24-0	76	224	1.35
2013	Binghamton	EAS	AA	NYM	2-0	1.53	24	0	0	0	3-4	29.1	19	5	5	1	1	16-1	55	181	1.19
2013	Las Vegas	PCL	AAA	NYM	2-0	7.76	28	0	0	0	0-0	29.0	32	33	25	2	3	29-0	47	278	2.10
2014	Binghamton	EAS	AA	NYM	3-3	2.93	37	0	0	0	1-4	46.0	38	17	15	1	4	21-0	79	221	1.28
2014	Las Vegas	PCL	AAA	NYM	0-0	5.40	11	0	0	0	0-1	8.1	8	6	5	2	1	7-0	14	242	1.80
2015	NEW YORK	ML	MLB	NYM	0-1	2.31	17	0	0	0	0-0	11.2	12	3	3	0	1	7-0	14	273	1.63
2015	Las Vegas	PCL	AAA	NYM	0-0	4.0	12	0	0	0	0-0	13.1	10	8	8	3	1	7-0	22	204	1.28
2016	AZL Cubs	AZL	R	CHC	1-0	1.13	10	1	0	0	0-0	8.0	4	1	1	0	0	3-0	16	148	0.88
2016	Tennessee	SOU	AA	CHC	0-0	3.48	11	0	0	0	0-0	10.1	11	4	4	0	1	4-0	12	282	1.45
2016	Iowa	PCL	AAA	CHC	0-0	0.00	5	0	0	0	0-0	5.0	0	1	0	0	0	6-0	6	000	1.20
2017	CHICAGO	NL	MLB	CHC	0-0	27.00	1	0	0	0	0-0	0.2	1	2	2	0	0	4-0	1	500	7.50
2017	Iowa Cubs	PCL	AAA	CHC	2-4	2.84	41	0	0	0	1-4	44.1	25	19	14	3	5	28-2	72	167	1.20
2017	PITTSBURGH	NL	MLB	PIT	0-0	0.00	6	0	0	0	0-0	4.1	3	0	0	0	0	2-0	6	200	1.15
Minor League Totals					12-13	3.30	227	1	0	0	8-19	278.1	204	124	102	15	26	156-3	462	202	1.29
Major League Totals					0-1	2.70	24	0	0	0	0-0	16.2	16	5	5	0	1	13-0	21	262	1.74



JORDAN LUPLOW

OUTFIELDER

Ht: 6-1

Wt: 195

Bats: Right

Throws: Right

Born: September 26, 1993 in Visalia, Calif.

Opening Day Age: 24

ML Service: 0.041

2018 Baseball America Ranking (PIT): No. 13

Acquired: Selected by PIT in the 3rd round (100th overall) of the 2014 MLB June Amateur Draft

@J_Luplow

Single-Game Bests/Misc.

Hits

4
8/6/15 @ Asheville (A)

Home Runs

2 (3x)
Last 5/29/17 @ Erie (AA)

RBI

4
8/15/15 @ Hickory (A)

Runs

4
7/6/17 @ Columbus (AAA)

Stolen Bases

2
8/17/15 @ Lexington (A)

Walks

3 (8x)
Last 8/5/17 @ Louisville (AAA)

Hit Streak

13
8/2-15/15 (A)

Grand Slams

N/A

Multi-Home Games

3
Last 5/29/17 @ Erie (AA)

PERSONAL

- Jordan T. Luplow (pronounced "LOOP-low").
- Played baseball at Fresno State for three seasons (2012-14); was a teammate of New York Yankees OF Aaron Judge in 2012 and 2013.
- Was honored as the Mountain West Conference Player of the Year in 2014 after hitting .377 with 21 doubles, one triple, nine homers, 48 RBI and 40 runs scored in 57 games; was also announced as a Golden Spikes Award semifinalist in 2014 and was named a finalist for the Gregg Olson Award, recognizing college baseball's breakout player of the year.
- Was named a second-team NCAA All-American and a Collegiate Baseball Newspaper Louisville Slugger third-team All-American in 2014.
- Batted .314 with 14 home runs and 103 RBI in 157 games during his three seasons at Fresno State.
- Hit .325 with four homers and 28 RBI in 41 games with the Orleans Firebirds in the 2013 Cape Cod League.
- His great uncle, Al Luplow, spent seven seasons in the major leagues (1961-67) and played for the Pirates in 1967.
- 2012 graduate of Buchanan (Clovis, Calif.) High School, where he was named first-team all-conference as a junior after hitting .420 with eight home runs, 11 doubles and 30 RBI; also participated in California North/South series and Rawlings NorCal World Series in 2011.
- Missed most of his senior high school season rehabbing from injury and appeared in just four games.
- Was also a first-team all-conference selection in football as a kicker and defensive back.

TRANSACTIONS

- Selected by PIT (3rd round, 100th overall) in the 2014 MLB June Amateur Draft.
- Had his contract first selected by PIT on July 28, 2017.

2017

- Split his time in the minors with Double-A Altoona and Indianapolis, batting a career-high .302 overall (125-for-414).
- Named Eastern League Player of the Week on 6/5 after notching 11 hits, five RBI and four walks the week prior.
- Recorded the second and third multi-homer games of his career (4/11 at Richmond, 5/29 at Erie).
- Led Altoona in homers (16) despite only playing 73 games; his 16 blasts were tied for fifth in the Eastern League at time of his promotion to Indy.
- Produced three six-plus game hitting streaks with Indianapolis, including a seven-game streak to begin his first stint in Triple-A that featured three home runs, seven RBI and seven runs scored.
- Scored a career-high four runs on 7/6 at Columbus, becoming the first Tribe player since Steve Pearce (5/29/09) to accomplish the feat.
- Made his MLB debut on 7/28 and finished with a .205 batting average (16-for-78), three home runs and 11 RBI in 27 big league games.
- Recalled by Pittsburgh again on 8/28 and notched his first big league hit (infield single) on 9/2 off Cincinnati RHP Tyler Mahle.
- Hit his first two big league home runs in a four-day span from 9/2-5, recording his first six major league RBI during the same span.
- First MLB homer came off Cincinnati LHP Wandy Peralta.
- Set 10 career-high figures at the plate, including on-base percentage (.381), slugging percentage (.527) and total bases (218).
- Batted over .300 in three months: May (.303, 27-for-89), July (.324, 23-for-71) and August (.326, 28-for-86).
- Garnered the award for Minor League Player of the Year in Pittsburgh's system after ranking among Pirates farmhands in home runs (1st) and average (4th).

2016

- Named the 14th-best Pirates prospect, according to *Baseball America*.
- Spent all season with High-A Bradenton and amassed a .254 batting average (90-for-354) with 63 runs scored and a career-high 60 walks.
- Performed best from the sixth spot in the batting order (.338 average [26-for-77], 20 R, 18 RBI, 15 BB, 4 HR).
- Made 151 putouts, eight assists and just two errors in 161 total chances in left field.
- Began the season with a three-RBI game at Fort Myers on 4/7 (2-for-4, 1 R, 1 2B, 1 HR).
- Scored at least one run in 15 of 24 games played in August, putting together a six-game streak from 8/8-15 and 19 runs total in the month.

- Went 6-for-17 with three homers, seven RBI, seven runs, three walks and five strikeouts in five postseason games, winning the Florida State League Championship with Bradenton.

2015

- Played in 106 games for Class-A West Virginia, compiling a .264 average (103-for-390), 67 RBI and a career-high 11 stolen bases.
- Led the Power with 36 doubles.
- Hit especially well against lefties (.310 [39-for-126], 27 R, 25 RBI, 15 2B, 15 BB, 6 HR).
- Led team with 733.1 innings at third base and committed a team-high 21 errors, also a career-high.
- Batted .339 (42-for-124) with RISP, including 58 RBI, 14 doubles, two triples and five homers.
- Performed better during West Virginia's second half (.294 [57-for-194], 43 R, 30 XBH, 41 RBI, 28 K) than he did in the first half (.235 [46-for-196], 31 R, 21 XBH, 26 RBI, 39 K), helping the Power to a first-place finish in the season's second half.
- Named the South Atlantic League Player of the Week on 8/10 after a week with 12 hits, two homers, seven walks and six RBI in seven games.
- Registered 10 four-plus game hit streaks during the season, the last one coming over the season's last four games.
- Recorded a career-best 13-game hitting streak from 8/2-15.

2014


- Spent the entire season with Short-Season A Jamestown and batted .277 (61-for-220) with 19 extra-base hits and 10 stolen bases.
- Recorded the lowest groundout-to-flyout ratio of his career (0.77).
- Compiled a career-best .991 fielding percentage (1 E/112 total chances), including a career-high 17 outfield assists.
- Hit .323 (30-for-93) through 28 games at home with 10 extra-base hits, 17 walks and a .934 OPS.
- Had six at-bats in a game for the first time in his career on 7/18 at Brooklyn, going 2-for-6 with two runs, two RBI and a stolen base.
- Put together the first double-digit hit streak of his career from 7/7-20, recording 13 hits in a 10-game span.

AWARDS & HONORS

Midwest.com Organization All-Star (2017) EAS All-Star (Mid, 2017) MidWest.com Organization All-Star (2015) *Baseball America* Low-A All-Star (2015) Pittsburgh Minor League Player of the Year (2017) EAS Player of the Week (6/5/17) SAL Player of the Week (8/10/15)

CAREER BATTING STATS

YEAR	TEAM	LG	LVL	ORG	AVG	G	AB	R	H	2B	3B	HR	RBI	BB	IBB	SO	SB	CS	OBP	SLG	OPS	SF	SAC	HBP	GIDP
2014	Jamestown	NYP	A-	PIT	.277	62	220	31	61	12	1	6	30	27	0	44	10	6	.360	.423	.783	6	3	2	
2015	WV Power	SAL	A	PIT	.264	106	390	74	103	36	3	12	67	59	2	67	11	2	.366	.464	.830	4	6	9	
2016	Bradenton	FSL	A+	PIT	.254	104	354	63	90	23	3	10	54	60	4	78	6	2	.363	.421	.784	6	1	4	13
2017	Altoona	EAS	AA	PIT	.287	73	254	45	73	15	0	16	37	29	2	45	1	3	.368	.535	.903	1	0	4	5
2017	Indianapolis	INT	AAA	PIT	.325	44	160	29	52	7	1	7	19	16	1	36	4	1	.401	.513	.914	1	0	5	1
2017	PITTSBURGH	NL	MLB	PIT	.205	27	78	6	16	3	1	3	11	6	0	22	0	1	.276	.385	.661	1	0	2	2
Minor League Totals					.275	389	1378	242	379	93	8	51	207	191	9	270	32	14	.369	.465	.834	15	13	22	30
Major League Totals					.205	27	78	6	16	3	1	3	11	6	0	22	0	1	.276	.385	.660	1	0	2	4



DAMIEN MAGNIFICO

RH PITCHER

Ht: 6-1 Wt: 205 Bats: Right Throws: Right

Born: May 24, 1991 in Dallas, Texas

Opening Day Age: 26

ML Service: 0.033

2018 Baseball America Ranking (PIT): N/A

Acquired: Selected by PIT in the 1st round (8th overall) of the Triple-A Phase of the 2017 Rule 5 Draft

@Mags_32

Single-Game Bests/Misc.

Complete Games

2

Last - 8/9/14 (2) vs. Clearwater (A+)

Shutouts

2

Last - 8/9/14 (2) vs. Clearwater (A+)

Innings (Start)

9.0

5/19/14 @ Jupiter (A+)

Innings (Relief)

5.0

5/3/13 @ Lansing (A)

Hits Allowed

9

6/29/13 @ Lakeland (A+)

Earned Runs Allowed

7

7/7/14 vs. Clearwater (A+)

Home Runs Allowed

3

5/24/14 vs. Tampa (A+)

Strikeouts

7 (2x)

Last - 8/9/14 (2) vs. Clearwater (A+)

10+ Strikeout Games

N/A

Walks

6

5/13/14 vs. Fort Myers (A+)

Winning Streak

5

4/5-5/26/13 (A)

Losing Streak

4

4/24-5/21/16 (AAA)

PERSONAL

- Damien Jack Magnifico.
- Attended Howard Junior College in 2010-11 and the University of Oklahoma in 2012.
- Missed the 2010 season with a stress fracture in his right elbow.
- Pitched for the Lazonia Muskies in the New England Collegiate Baseball League in 2011.
- 2009 graduate of North Mesquite (Texas) High School.
- Has served as a team barber throughout his professional career.

TRANSACTIONS

- Selected by NYM (5th round, 164th overall) in the 2009 MLB June Amateur Draft, but did not sign.
- Selected by MIL (5th round, 185th overall) in the 2012 MLB June Amateur Draft.
- Had his contract first selected by MIL on Nov. 20, 2015.
- Traded from MIL to BAL on April 13, 2017 in exchange for international bonus slot money.
- Traded from BAL to LAA on May 6, 2017 in exchange for RHP Jordan Kipper.
- Selected by PIT from LAA (1st round, 8th overall) in the Triple-A Phase of the 2017 Rule 5 Draft.

2017

- Pitched for four minor league clubs: Colorado Springs, Norfolk and Salt Lake in Triple-A as well as Mobile in Double-A.
- Went 6-2 with four saves, a 6.24 ERA (37 ER/53.1 IP) and 58 strikeouts through 47 games in the minors.
- Posted the highest WHIP (1.93) in a minor league season in his career.
- Pitched the majority of the season with Salt Lake, where he notched three wins and three saves before his first loss of the season on 6/29 vs. Reno.
- Appeared in one MLB game with Los Angeles (AL), lasting 0.1 innings, striking out one and walking two.
- Allowed seven earned runs in five games with Norfolk, including a 1.0-inning outing giving up season-highs in hits (6) and earned runs (4).
- Struck out at least one batter in 11 straight games with Salt Lake from 5/23-6/26.
- Surrendered 37 RBI, nine extra base hits, 21 walks and a .317 opposing batting average (39-for-123) with runners on base against him.

2016

- Rated by Baseball America as the Brewers' No. 30 prospect.
- Made 52 appearances with Colorado Springs, amassing a 6-7 record, 18 saves and a 4.06 ERA (28 ER/62.0 IP).
- Recorded a 1.93 ERA in both April (2 ER/9.1 IP) and May (3 ER/14.0 IP) without earning a win.
- Did not record a loss when lasting 2.0 innings, going 3-0 with two saves in eight such games.
- Made MLB debut on 8/16 at Chicago (NL) with the Brewers (1.0ip, Oh, 1r, 1er, 1hbp, 1bb, 0k, 1 wp).
- Pitched in three games for Milwaukee (3.0 IP; 2 H, 2 ER, 3 BB, 0 K, 2 WP).

2015

- Named Milwaukee's 30th-best prospect by Baseball America.
- Spent the whole season with Double-A Biloxi and went 4-1 with a 1.17 ERA (7 ER/53.2 IP), the best mark of his minor league career.
- Recorded no games with multiple wild pitches for the first time in his career.
- Converted 20 of 22 save opportunities and didn't blow a save after 6/19.
- Led Biloxi pitchers in games (42), games finished (33) and saves (20).
- Allowed a combined 1.37 ERA (5 ER/39.1 IP) with 30 hits, 23 strikeouts and 16 walks in the eighth and ninth innings.

2014

- Baseball America listed him as Milwaukee's No. 23 prospect before the season.
- Pitched the entire year with High-A Brevard County, going 8-6 with a 3.74 ERA (50 ER/120.1 IP).
- Recorded the only two complete game shutouts of his career (5/19 at Jupiter [9.0ip, 2h, 1bb, 5k], 8/9 vs. Clearwater [7.0ip, 5h, 3bb, 7k]).
- Put together three winning streaks and two losing streaks, all lasting two games.
- Failed to record a strikeout in just one appearance all season, a 7/30 game vs. Jupiter (5.1ip, 6h, 5er, 2hr, 2bb).
- Allowed multiple two-plus homer games for the only time in his career (5/24 vs. Tampa [3 HR], 7/30 vs. Jupiter [2 HR]).

2013

- Split his season between Class-A Wisconsin, going 5-1 with a 3.83 ERA (23 ER/54.0 IP), and High-A Brevard County, amassing an 0-2 record and 6.08 ERA (18 ER/26.2 IP).
- Made three relief appearances all season, all with Wisconsin, lasting at least 4.0 innings each time, totaling 13 strikeouts and allowing 10 total earned runs.
- Allowed a .182 batting average (8-for-44) in Wisconsin to opposing hitters leading off an inning against him.
- Lasted 6.0 innings just once with Brevard County (9h, 2er, 1hr, 2hbp, 5k on 6/29 at Lakeland).

2012

- Spent the whole season with Rookie-Advanced Helena, going 0-3 with a 5.82 ERA (14 ER/21.2 IP) and 25 strikeouts.
- Posted the best groundout-to-flyout ratio of his career (3.33), ranking second on Helena's pitching staff.
- Gave up his only two homers of the season on 8/14 at Grand Junction.
- Failed to win a game the entire season for the only time in his minor league career.
- Received no decision in his first professional start (2.0ip, 2h, 1er, 2bb, 1k) on 8/31 at Great Falls.

AWARDS & HONORS

PCL All-Star (Mid, 2016)

MiLB.com Organization All-Star (2015)

FSL All-Star (Mid, 2014)


AFL Rising Stars (2015)

SOU All-Star (Mid, 2015)

MID All-Star (Mid, 2013)

CAREER PITCHING STATS

YEAR	TEAM	LG	LVL	ORG	W-L	ERA	G	GS	CG	SHO	SV-SVO	IP	H	R	ER	HR	HB	BB-IBB	SO	AVG	WHIP
2012	Helena	PtO	R+	MIL	0-3	5.82	9	1	0	0	0	21.2	21	17	14	2	0	15-0	25	.250	
2013	Wisconsin	MLB	A	MIL	5-1	3.83	11	8	0	0	0	54.0	51	25	23	4	3	24-2	46	.250	
2013	Brevard County	FSL	A+	MIL	0-2	0.00	10	0	0	0	0	26.2	32	21	18	2	3	17-0	17	.311	
2014	Brevard County	FSL	A+	MIL	8-6	3.74	22	2	2	2	0	120.1	110	61	50	11	4	43-0	76	.244	
2015	Biloxi	SOU	AA	MIL	4-1	1.17	42	0	0	0	20-22	53.2	41	10	7	3	1	22-0	38	.210	
2016	Colorado Springs	PCL	AAA	MIL	6-7	4.06	52	0	0	0	18-21	62.0	57	32	28	2	1	33-0	61	.246	
2016	Milwaukee	NL	MLB	MIL	0-0	6.00	3	0	0	0	0-0	3.0	2	2	2	0	1	3-0	0	.200	
2017	Colorado Springs	PCL	AAA	MIL	0-0	0.00	2	0	0	0	0-0	1.1	1	1	0	0	0	2-0	2	.167	
2017	Norfolk	INT	AAA	BAL	1-0	9.95	5	0	0	0	0-0	6.1	13	8	7	0	0	3-0	5	.433	
2017	Los Angeles	AL	MLB	LAA	0-0	0.00	1	0	0	0	0-0	0.1	0	0	0	0	0	2-0	1	.000	
2017	Salt Lake	PCL	LAA	LAA	4-2	6.82	31	0	0	0	4-7	34.1	42	28	26	2	0	24-0	34	.302	
2017	Mobile	SOU	AA	LAA	1-0	3.18	9	0	0	0	0-0	11.1	9	4	4	0	0	9-0	17	.209	
Minor League Totals					29-22	4.07	193	41	2	2	42-51	391.2	377	207	177	26	12	192-2	321	.254	
Major League Totals					0-0	5.40	4	0	0	0	0-0	3.1	2	2	2	0	1	5-0	1	.182	



JASON MARTIN

OUTFIELDER

Ht: 5-10

Wt: 185

Bats: Left

Throws: Right

Born: September 5, 1995 in Corona, Calif.

Opening Day Age: 22

ML Service: 0.000

2018 Baseball America Ranking (PIT): N/A

Acquired: Trade (HOU) on 1/13/18 with RHP Michael Feliz, 3B Colin Moran and RHP Joe Musgrove in exchange for RHP Gerrit Cole

@_JM55

Single-Game Bests/Misc.

Hits	5
5/26/16 vs. Stockton (A+)	
Home Runs	3
5/7/17 @ Myrtle Beach (A+)	
RBI	6
5/26/16 vs. Stockton (A+)	
Runs	4
5/26/16 vs. Stockton (A+)	
Stolen Bases	2 (9x)
Last - 7/5/17 vs. Northwest Arkansas (AA)	
Walks	3 (5x)
Last - 4/12/16 @ Stockton (A+)	
Hit Streak	16
7/3-21/14 (R+)	
Grand Slams	1
8/9/17 vs. Tulsa (AA)	
Multi-home Games	4
Last - 5/7/17 @ Myrtle Beach (A+)	

PERSONAL

- Jason Martin.
- 2013 graduate of Orange (Calif.) Lutheran High School.

TRANSACTIONS

- Selected by HOU (8th round, 227th overall) in the 2013 MLB June Amateur Draft.
- Traded from HOU to PIT on Jan. 13, 2018 with RHP Michael Feliz, 3B Colin Moran and RHP Joe Musgrove in exchange for RHP Gerrit Cole.

2017

- Split the season with High-A Buies Creek and Double-A Corpus Christi, hitting .278 (132-for-474) with 72 runs scored, 58 extra-base hits and 16 stolen bases.
- Batted over .300 from three different spots in the order: leadoff (.301, 58-for-193), five-hole (.333, 15-for-45) and seven-hole (.313, 15-for-48).
- Launched a career-best three home runs in a game on 5/7 at Myrtle Beach.
- Named Texas League Player of the Week on 7/24 after a week with nine hits, four home runs, eight RBI and five walks.
- Set six career-high figures including games (125), hits (132), total bases (231) and doubles (35).
- Hit his first career walk-off and grand slam on 8/9 vs. Tulsa, launching a two-out shot over the left field wall.
- Recorded an RBI in at least three straight games five times throughout the season, twice with Buies Creek and three times with Corpus Christi.
- Committed just two errors in 161 total chances in the outfield, good for a .988 fielding percentage.
- Reached his highest batting average with any club in a season with a .287 clip (50-for-174) with Buies Creek.
- Hit .360 in June (31-for-86, 13 XBH, 14 RBI, 16 R).
- Registered 36 multi-strikeout games, setting a career high.

2016

- Played in 110 games in High-A Lancaster, amassing a .270 batting average (108-for-400) with career highs in homers (23) and stolen bases (20).
- Named California League Player of the Week on 5/30 with 14 hits, two doubles, four homers and 12 RBI the week prior.
- Made 165 putouts, setting a career-high and ranking in the top 20 of the entire CAL among outfielders.
- Smacked 62 hits with runners on base with 11 home runs, resulting in 63 RBI and a 1.027 OPS.
- Finished the season as one of the CAL's best sluggers, tying for third in homers (23), slugging the second-best percentage (.533) and becoming one of eight batters with 50-plus extra-base hits.
- Produced a career-best seven RBI in a postseason game vs. Rancho Cucamonga on 9/9.
- Batted .250 (6-for-24) with four homers, nine RBI, six runs, three walks and eight strikeouts in Lancaster's seven playoff games.
- Reached base safely in 16 of his first 20 games (22 hits, nine walks).
- Recorded at least one multi-hit game against every CAL opponent.

2015

- Spent the whole season with Class-A Quad Cities and batted .270 (107-for-396) with 122 total runs created (65 R, 57 RBI).
- Posted the highest range factor of his career (2.44) as a center fielder and committed just one error in 142 total chances as a left fielder.
- Batted .257 (58-for-226) with 35 runs scored, 27 walks and 25 RBI from the top two spots in the batting order.
- Hit two triples in a game for the only time in his career on 5/13 vs. Beloit (3-for-5, 3 R).
- Recorded seven of his eight total homers in June and July, including three in a seven-game span from 6/21-7/1.
- Put up very similar numbers in home games (.259 average [49-for-189], 34 R, 31 RBI, 26 BB, 35 K) and away games (.280 average [58-for-207], 31 R, 26 RBI, 21 BB, 39 K).

2014

- Split his season between Rookie-Advanced Greenville and Short-Season A Tri-City, hitting .257 (63-for-245) between both clubs.
- Put up a better average in Greenville (.274, 45-for-164) than he did in Tri-City (.222, 18-for-81).
- Ranked up 13 multi-hit games with Greenville, 10 coming during a 20-game span from 6/30-7/23.
- Tallied a career-high 16-game hitting streak from 7/3-21.
- Batted .316 (25-for-79) with 12 walks and 20 strikeouts when leading off an inning.
- Played all but one inning of defense in center field and made 100-plus putouts for the first time in his career (141), leading Greenville's outfielders in putouts and assists (4).
- Played every game of Tri-City's postseason and contributed six hits, one double, an RBI, two runs and two walks.

2013

- Played 50 games in his time with the GCL Astros, hitting for a .251 average (45-for-179) in his first professional season.
- Compiled three hit streaks of seven games or more, including a season-high 10-game streak from 6/24-7/6.
- Performed worse against left-handed pitching (.184 average [9-for-49], 10 R, 6 RBI) than right-handed pitching (.277 average [36-for-130], 25 R, 11 RBI).
- Ranked top 10 in the Gulf Coast League in four offensive categories, his highest finishes coming in walks (3rd, 29) and runs scored (T-4th, 35).
- Posted the worst groundout-to-flyout ratio of his career (1.79).
- Drew double-digit walks in two months: July (11 BB, .344 OBP) and August (13 BB, .375 OBP).

AWARDS & HONORS

TEX Player of the Week (7/24/17)

CAL Player of the Week (5/30/16)

CAREER BATTING STATS

YEAR	TEAM	LG	LVL	ORG	AVG	G	AB	R	H	2B	3B	HR	RBI	BB	IBB	SO	SB	CS	OBP	SLG	OPS	SF	SAC	HBP	GDP
2013	GCL Astros	GCL	R	HOU	.251	50	179	35	45	8	4	0	17	29	0	31	11	7	.357	.341	.698	1	4	1	1
2014	Greenville	APP	R+	HOU	.274	42	164	32	45	11	0	0	21	24	0	30	8	6	.363	.415	.778	2	0	0	6
2014	Tri-City	NYP	A-	HOU	.222	21	81	8	18	3	1	1	2	7	0	13	5	3	.284	.321	.605	0	2	0	0
2015	Quad Cities	MID	A	HOU	.270	105	396	65	107	12	7	8	57	47	2	74	14	15	.346	.396	.742	4	12	1	5
2016	Lancaster	CAL	A+	HOU	.270	110	400	74	108	22	7	23	75	55	1	108	20	12	.357	.533	.890	5	0	2	0
2017	Buies Creek	CAR	A+	HOU	.287	46	174	34	50	11	2	7	29	20	0	42	9	5	.354	.494	.848	4	0	0	2
2017	Corpus Christi	TEX	AA	HOU	.273	79	300	38	82	24	3	11	37	19	0	82	7	6	.319	.483	.802	0	0	1	0
Minor League Totals					.269	453	1694	285	455	91	30	50	238	201	3	380	74	54	.345	.446	.791	16	20	5	14



WYATT MATHISEN

INFILDER

Ht: 6-0 **Wt:** 225 **Bats:** Right **Throws:** Right

Born: December 30, 1993 in Corpus Christi, Texas

Opening Day Age: 24

ML Service: 0.000

2018 Baseball America Ranking (PIT): N/A

Acquired: Selected by PIT in the 2nd round (69th overall) of the 2012 MLB June Amateur Draft

Single-Game Bests/Misc.

- Hits**
5
8/3/17 vs. Erie (AA)
- Home Runs**
1 (14x)
Last - 8/11/17 vs. Trenton (AA)
- RBI**
3 (5x)
Last - 7/14/16 @ Dunedin (A+)
- Runs**
3
8/28/14 @ Lexington (A)
- Stolen Bases**
2
7/23/12 @ GCL Blue Jays (R)
- Walks**
3 (2x)
Last - 7/31/16 @ Daytona (A+)
- Hit Streak**
11
6/18-7/2/15 (A+)
- Grand Slams**
N/A
- Multi-homer Games**
N/A

PERSONAL

- Wyatt Lane Mathisen.
- 2012 graduate of Calallen (Corpus Christi, Texas) High School, where he hit .433 with 13 home runs and 40 RBI as a senior.
- Was also rated by *Baseball America* as the 25th-best position player and 47th-best prospect overall in the 2012 draft.
- Was named to the All-State Tournament team, a District 31-4A MVP, a Max Prep All-American, Perfect Game USA All-American, the South Texas Player-of-the-Year and was a member of the Texas Rangers Area Code team as a junior.

TRANSACTIONS

- Selected by PIT (2nd round, 69th overall) in the 2012 MLB June Amateur Draft.

2017

- Spent the entire season with Double-A Altoona, batting .272 (122-for-375) with 43 runs scored and a career-high 44 walks.
- Hit .295 (70-for-237) before the All-Star break (13 2B, 4 HR, 22 RBI, 34 R, 29 BB); batted .232 (32-for-138) after the break (3 2B, 1 HR, 9 RBI, 9 R, 15 BB).
- Recorded the first five-hit game of his career on 8/3 vs. Erie (5-for-5, 2 RBI, 1 R).
- Finished as one of two Altoona hitters to record at least 100 hits, five homers, 30 RBI and three stolen bases (Pablo Reyes).
- Produced nine hit streaks of five or more games during the regular season.
- Made 16 errors in 262 total chances at third base, but also made 62 putouts, 184 assists and helped turn 18 double plays.
- Batted .344 in May (22-for-64, 11 BB, 10 R, 7 RBI).
- Played in all six postseason games for Altoona en route to an Eastern League Championship (4-for-17, 1 HR, 2 RBI, 2 R, 6 BB).

2016

- Appeared in only 36 games for High-A Bradenton due to injury, but still hit .296 (34-for-115) with 18 RBI and just 21 strikeouts.
- Notched four hits in his first appearance of the season, going 4-for-5 with two runs and two RBI on 6/15 at Clearwater.
- Batted a combined .333 (31-for-93) with 15 RBI from the fifth, sixth and seventh spots in the lineup.
- Supplied 21 hits with runners on base, resulting in 18 RBI.
- Went 2-for-4 in both of his appearances in the Florida State League postseason, adding one double, one RBI and two runs to an FSL Championship.
- Produced the highest slugging percentage of his career (.409) despite a single homer during the season.

2015

- Named Pittsburgh's 22nd-best prospect by *Baseball America* ahead of the season.
- Played a career-high 118 games with Bradenton and batted .263 (106-for-403).
- Produced his highest batting average in a full month in his career in May (.354, 23-for-65), also scoring nine runs and drawing eight walks.
- Hit from the bottom half of the order, compiling a .304 average (14-for-46) from the sixth spot and a .306 average (33-for-108) from the nine-hole.
- Finished the season as one of three Marauders to play more than 900 innings, logging 954.0 innings at third base and making 263 combined putouts and assists.
- Drew three walks for the first time in his career on 8/16 vs. St. Lucie (0-for-1, 1 R).

2014

- Rated the Pirates' 12th-best prospect by *Baseball America* prior to the season.
- Spent all season with Low-A West Virginia and hit .280 (105-for-375) with a career-high 48 runs scored.
- Finished top five on the team in nine offensive categories, including hits (4th), doubles (4th, 17) and RBI (1-4th, 42).
- Put together 19 multi-hit games from June to the end of the season and a season-high four-hit performance on 8/16 at Lexington.
- Batted .400 (36-for-90) against lefty pitchers with 16 runs scored, 12 RBI, 12 walks and a .922 OPS.
- Belted all three of his homers in May, but also struck out more times in May (18) than any other month.
- Stole four of his six total bases in August, getting caught stealing just once in the month.

2013

- Ranked 15th among Pittsburgh prospects before the 2013 season, according to *Baseball America*.
- Played in 32 games for West Virginia and batted .185 (22-for-119) before hurting his shoulder.
- Made rehab appearances with both the GCL Pirates, where he went 9-for-22 in eight games, and Short-Season A Jamestown, where he went 7-for-24 in seven contests.
- Notched a hit in nine of his 16 rehab games, six of which were multi-hit games.
- Batted .429 (12-for-28) while playing catcher in both the GCL and New York-Penn League, contributing three runs, six RBI and seven walks while striking out just twice.

2012

- Spent all 45 games of his season with the GCL Pirates, posting one of the best slash lines of his career (.295/.388/.374).
- Registered a hit in six of the eight games he played in June, reaching three hits in two of those games.
- Put up better numbers against right-handed pitchers (.318 average [34-for-107], 21 R, 7 XBH, 10 RBI) than left-handed pitchers (.219 [7-for-32], 3 R, 2 XBH, 5 RBI).
- Compiled similar stats as a catcher (22 H, 5 2B, 7 RBI, 6 SB) and a DH (19 H, 3 2B, 8 RBI, 4 SB).
- Allowed 10 passed balls and made a single error in 157 total chances at catcher, also throwing out 14 baserunners.

AWARDS & HONORS

EAS All-Star (Mid, 2017)

GCL All-Star (Post, 2012)

CAREER BATTING STATS

YEAR	TEAM	LG	LVL	ORG	AVG	G	AB	R	H	2B	3B	HR	RBI	BB	SO	SB	CS	OBP	SLG	OPS	SF	SAC	HBP	GIDP	
2012	GCL Pirates	GCL	R	PIT	.295	45	139	24	41	8	0	1	15	16	0	19	10	8	.388	.374	.762	3	2	7	0
2013	WV Power	SAL	A	PIT	.185	32	119	13	22	3	0	0	9	9	0	22	1	0	.256	.210	.466	2	5	3	3
2013	GCL Pirates	GCL	R	PIT	.409	8	22	5	9	1	0	0	3	7	0	2	0	0	.552	.455	1.007	0	0	0	0
2013	Jamestown	NYP	A-	PIT	.269	8	26	4	7	0	0	0	3	5	0	7	1	0	.394	.269	.663	1	0	1	0
2014	WV Power	SAL	A	PIT	.280	103	375	48	105	17	2	3	42	33	0	54	6	2	.344	.360	.704	3	3	5	11
2014	Bradenton	FSL	A+	PIT	.263	118	403	46	106	14	3	4	34	43	1	72	0	1	.342	.302	.644	5	4	8	16
2016	Bradenton	FSL	A+	PIT	.296	36	115	13	34	10	0	1	18	11	0	21	0	1	.354	.409	.763	1	2	0	2
2017	Altoona	EAS	AA	PIT	.272	114	375	43	102	16	2	5	31	44	1	75	3	2	.357	.365	.722	3	1	7	13
Minor League Totals					.271	464	1574	196	426	69	7	14	155	168	2	272	21	14	.349	.350	.699	18	17	31	35



BRETT MCKINNEY

RH PITCHER

Ht: 6-2

Wt: 235

Bats: Right

Throws: Right

Born: November 19, 1990 in Hamilton, Ohio

Opening Day Age: 27

ML Service: 0.000

2018 Baseball America Ranking (PIT): N/A

Acquired: Selected by PIT in the 19th round (569th overall) of the 2013 MLB June Amateur Draft

Single-Game Bests/Misc.

Complete Games

N/A

Shutouts

N/A

Innings (Start)

4.0

5/19/17 (2) vs. Toledo (AAA)

Innings (Relief)

3.1 (2x)

Last - 6/10/17 vs. Columbus (AAA)

Hits Allowed

8

6/12/15 vs. New Hampshire (AA)

Earned Runs Allowed

8

6/12/15 vs. New Hampshire (AA)

Home Runs Allowed

2 (4x)

Last - 6/16/17 @ Charlotte (AAA)

Strikeouts

5 (2x)

Last - 6/10/17 vs. Columbus (AAA)

10+ Strikeout Games

N/A

Walks

4

7/20/14 vs. Rome (A)

Winning Streak

3

5/2-7/30/17 (AAA)

Losing Streak

3

6/16-8/1/15 (AA)

PERSONAL

- Brett Robert McKinney, wife's name is Ashley.
- Attended Ohio State University (2010-13) and went 4-4 with one save, a 2.98 ERA and 58 strikeouts in 26 games (three starts) as a senior.
- 2009 graduate of Father Stephen T. Badin (Hamilton, Ohio) High School.
- Was named the 2009 Division III Player of the Year in Ohio and was the Cincinnati Greater Catholic League MVP in 2008 and 2009.
- Attended the same high school as former Pirates relief pitcher Kent Tekulve.
- His father, Chuck, played in the Cincinnati Reds organization from 1978-80.

TRANSACTIONS

- Selected by PIT (19th round, 569th overall) in the 2013 MLB June Amateur Draft.

2017

- Was on Indianapolis' Opening Day roster and spent the entire season with the Tribe, going 3-1 with one save and a 3.47 ERA (24 ER/62.1 IP) in 40 games (one start).
- Owled a 2.16 ERA (4 ER/16.2 IP) in May and a 1.29 ERA (2 ER/14.0 IP) in July.
- Struck out a career-high five batters in two separate games (5/12 vs. Norfolk, 6/10 vs. Columbus).
- Made his first career start on 5/19 in Game 2 of a doubleheader vs. Toledo (4.0 ip, 1h, 1r, 1er, 0bb, 3k).
- Did not allow a run over his last five appearances (four regular season, one postseason), surrendering just three hits and three walks with 11 strikeouts in 10.0 innings pitched.
- Limited batters to a .192 clip (15-for-78) with RISP.
- Produced a 2-1 record and 1.44 ERA (5 ER/31.1 IP) in 19 games (one start) at home.

2016

- Made 44 appearances with Double-A Altoona and finished 2-2 with two saves, a 3.90 ERA (29 ER/67.0 IP) and 65 strikeouts.
- Set career highs in innings pitched and punchouts.
- Recorded one save, a 1.15 ERA (2 ER/15.2 IP) and 17 whiffs over 10 appearances in the month of June.
- Stymied right-handed batters to a .212 average against (32-for-151).

2015

- In 44 games between High-A Bradenton and Altoona, went 0-5 with a 5.70 ERA (34 ER/53.2 IP) and surrendered a career-high seven home runs.
- Tied for fifth among Pirates minor leaguers in appearances.
- Fared better with the Marauders, posting a 3.42 ERA (9 ER/23.2 IP) compared to a 7.50 ERA (25 ER/30.0 IP) with the Curve.
- Yielded career highs in hits (8), runs (8) and home runs allowed (2) on 6/12 vs. New Hampshire.

2014

- Combined for a 4-4 record and 2.16 ERA (12 ER/50.0 IP) in 38 relief appearances between Class-A West Virginia and Bradenton.
- From June-August, tallied a 1.40 ERA (5 ER/32.0 IP).
- Boasted a 1.07 ERA (3 ER/25.1 IP) when pitching in innings six through eight; gave up nine earned runs over 21.2 innings when working the ninth (3.74 ERA).
- With RISP and two outs, allowed just two hits in 22 at-bats (.091).

2013


- Registered a 1-0 record and 10 saves with a 3.45 ERA (11 ER/28.2 IP) in 23 games for Short-Season A Jamestown.
- Ranked fifth among Pirates farmhands in saves.
- Tied for the New York-Penn League lead in saves and appearances.
- Allowed just one unearned run over his final nine appearances (9.1 IP).

AWARDS & HONORS

N/A

CAREER PITCHING STATS

YEAR	TEAM	LG	LVL	ORG	W-L	ERA	G	GS	CG	SHO	SV-SVO	IP	H	R	ER	HR	HB	BB-IBB	SO	AVG	WHIP
2013	Jamestown	NYP	A-	PIT	1-0	3.45	23	0	0	0	10-11	28.2	27	12	11	5	0	9-0	27	.248	1.26
2014	WV Power	SAL	A	PIT	4-4	2.20	37	0	0	0	4-8	49.0	36	14	12	6	2	20-0	48	.205	1.14
2014	Bradenton	FSL	A+	PIT	0-0	0.00	1	0	0	0	0-0	1.0	0	0	0	0	0	0-0	0	.000	0.00
2015	Bradenton	FSL	A+	PIT	0-2	3.42	20	0	0	0	9-10	23.2	22	9	9	2	3	7-0	23	.244	1.23
2015	Altoona	EAS	AA	PIT	0-3	7.50	24	0	0	0	1-1	30.0	42	26	25	5	0	14-1	31	.313	1.87
2016	Altoona	EAS	AA	PIT	2-2	3.90	44	0	0	0	2-3	67.0	67	32	29	3	4	27-2	65	.260	1.40
2017	Indianapolis	INT	AAA	PIT	3-1	3.47	40	1	0	0	1-2	62.1	58	30	24	7	0	26-1	56	.245	1.35
Minor League Totals					10-12	3.78	189	1	0	0	27-35	261.2	252	123	110	28	9	103-4	250	.250	1.36



ALEX MCRAE

RH PITCHER

Ht: 6-2 **Wt:** 220 **Bats:** Right **Throws:** Right
Born: April 6, 1993 in Allis, Wis.
Opening Day Age: 25
ML Service: 0.000
2018 Baseball America Ranking (PIT): N/A
Acquired: Selected by PIT in the 10th round (311th overall) of the 2014 MLB June Amateur Draft

Single-Game Bests/Misc.

Complete Games

2
 Last - 6/26/17 @ Bowie (AA)

Shutouts

N/A

Innings (Start)

8.0 (4x)
 Last - 7/25/17 @ Reading (AA)

Innings (Relief)

6.0
 8/22/16 @ Harrisburg (AA)

Hits Allowed

14
 6/9/17 vs. Richmond (AA)

Earned Runs Allowed

9
 8/6/15 @ Asheville (A)

Home Runs Allowed

4
 6/10/16 @ Reading (AA)

Strikeouts

9
 4/7/17 @ Harrisburg (AA)

10+ Strikeout Games

N/A

Walks

6
 8/6/15 @ Asheville (A)

Winning Streak

4
 8/11-9/1/16 (AA)

Losing Streak

3 (2x)
 Last - 5/9-31/16 (A+)

PERSONAL

- Alexander James McRae, wife's name is Julia.
- Played baseball at Jacksonville (Fla.) University, where he was rated as the fourth-best prospect in the Atlantic Sun Conference by Baseball America at the beginning of the 2014 season.
- Was the 17th player in Jacksonville University history to be selected in the top 10 rounds of the draft.
- Played third base and first base, while also pitching and serving as the designated hitter as a freshman in 2012, was named to the Atlantic Sun's all-freshman team that year.

TRANSACTIONS

- Selected by PIT (10th round, 311th overall) in the 2014 MLB June Amateur Draft.

2017

- Spent the entire season with Double-A Altoona, going 10-5 with a 3.61 ERA (60 ER/149.2 IP).
- Became one of eight pitchers in the Eastern League to win at least 10 games, joining teammate Tanner Anderson.
- Posted his lowest WHIP in a full season (1.38), ranking fourth among Altoona's full-time starters and 14th in the EL.
- Lasted 8.0 innings three times throughout the season, including a complete game on 6/26 at Bowie (4h, 2er, 2bb, 7k).
- Won his first start of the season for the third straight year and didn't register a loss until 5/24 vs. Akron (7.0ip, 7h, 3er, 0bb, 5k).
- Went 4-2 when striking out five-plus batters in a game.
- Made 13 quality starts on the season, earning six wins in those outings.
- Made two relief appearances, totaling 3.0 innings with no earned runs, two walks and two strikeouts.
- Put together his best full month in April (3-0, 2.12 ERA [7 ER/29.2 IP], 28 H, 7 BB, 17 K).
- Notched a win in his only postseason appearance (6.0ip, 4h, 4er, 2hr, 2bb, 3k), eventually winning the EL Championship with Altoona.

2016

- Split the season between High-A Bradenton and Altoona, going 11-10 with a 3.88 ERA (67 ER/155.1 IP) and a career-high 102 strikeouts.
- Walked at least one batter in his first eight starts of the season, racking up 14 total during the stretch.
- Became one of 12 Pittsburgh farmhands to eclipse the 100-K mark for the season.
- Allowed just a .197 opposing average (15-for-76) in Bradenton with RISP.
- Accumulated an 8.55 ERA (19 ER/20.0 IP) with Altoona in June, the second-highest ERA in a single full month in his career.
- Did not receive a decision in just two of his 16 appearances in Altoona: 8/5 at Reading (6.0ip, 5h, 1er, 2bb, 6k) and 8/27 vs. Erie (7.0ip, 7h, 2er, 2bb, 6k).
- Made his only relief appearance all season on 8/22 at Harrisburg, his first appearance in Altoona without allowing an earned run.
- Won four of his final five starts.
- Tossed his first career complete game on 8/17 at Portland (7.0ip, 7h, 4er, 2hr, 1bb, 8k).
- Allowed six earned runs on 12 hits and a home run in Altoona's first postseason game vs. Akron, earning no decision in his only playoff appearance of the season.

2015

- Spent all season with Class-A West Virginia and went 8-9 with a 4.98 ERA (76 ER/137.1 IP).
- Struck out 90 batters, his most with a single club in a season.
- Won his first start of the season on 4/10 vs. Savannah as well as three of his last four from 8/22-9/7.
- Had a rough July (0-3, 6.75 ERA [17 ER/22.2 IP], 4 HBP, 3 WP).
- Lost three games in a row for the first time from 7/3-26, allowing 26 hits, 17 earned runs and eight walks during the streak.
- Made 10 quality starts, going 6-0 when pitching six-plus innings.
- Struggled against opposing lefties (.328 average [82-for-250], 46 R, 28 XBH, 18 BB) throughout the season.

2014

- Made 15 starts with Short-Season A Jamestown, going 3-6 with a career-worst 6.31 ERA (46 ER/66.2 IP).
- Recorded all three of his wins on the road, but also surrendered 10 more earned runs in away games (28 ER) than in home games (18 ER).
- Lasted 6.0 innings just once during the regular season, getting the win on 8/16 at Batavia (8h, 3er, 1bb, 3k).
- Started every appearance of the season for the only time in his career.
- Allowed double-digit hits twice: 8/10 at Aberdeen (L, 3.1ip, 11h, 8er, 2hr, 2bb, 0k) and 8/22 vs. State College (L, 5.1ip, 10h, 5r, 4er, 1bb, 5k).
- Suffered the highest WHIP (1.52) and opponent batting average (.306 [85-for-278]) of his career in his first professional season.

AWARDS & HONORS

EAS All-Star (Mid, 2017)

CAREER PITCHING STATS

YEAR	TEAM	LG	LVL	ORG	W-L	ERA	G	GS	CG	SHO	SV-SVO	IP	H	R	ER	HR	HB	BB-IBB	SO	AVG	WHIP
2014	Jamestown	NYP	A-	PIT	3-6	6.21	15	5	0	0	0-0	66.2	85	48	46	5	4	16-0	44	.306	1.52
2015	WV Power	SAL	A	PIT	8-9	4.98	28	27	0	0	0-0	137.1	159	83	76	9	12	33-0	90	.288	1.40
2016	Bradenton	FSL	A+	PIT	3-4	2.69	12	12	0	0	0-0	67.0	62	23	20	4	3	17-0	35	.241	1.18
2016	Altoona	EAS	AA	PIT	8-6	4.79	16	15	1	0	0-0	88.1	114	54	47	7	1	25-0	67	.317	1.57
2017	Altoona	EAS	AA	PIT	10-5	3.61	27	25	1	0	0-0	149.2	170	71	60	9	6	36-0	89	.291	1.38
Minor League Totals					32-30	4.40	98	94	2	0	0-0	509.0	590	279	249	34	26	127-0	325	.290	1.41



AUSTIN MEADOWS

OUTFIELDER

Ht: 6-3

Wt: 210

Bats: Left

Throws: Left

Born: May 3, 1995 in Atlanta, Ga.

Opening Day Age: 22

ML Service: 0.000

2018 Baseball America Ranking (PIT/MiLB): No. 2/No. 44

Acquired: Selected by PIT in the 1st round (Compensation, 9th overall) of the 2013 MLB June Amateur Draft

@austin_meadows

Single-Game Bests/Misc.

Hits

5/14/15 @ Brevard County (A+)

Home Runs

1 (34x)

Last - 8/5/17 vs. GCL Blue Jays (R)

RBI

8/30/16 vs. Toledo (AAA)

Runs

3 (10x)

Last - 5/26/17 @ Rochester (AAA)

Stolen Bases

2 (4x)

Last - 8/20/16 @ Louisville (AAA)

Walks

3 (4x)

Last - 6/5/17 @ Toledo (AAA)

Hit Streak

24

5/23-6/16/16 (AA)

Grand Slams

N/A

Multi-home Games

N/A

PERSONAL

- Austin Wade Meadows.
- 2013 graduate of Grayson High School (Loganville, Ga.), where he hit .535 with 14 doubles, one triple, four home runs and 28 RBI as a senior.
- Was ranked by *Baseball America* as 3rd-best pos. player and 5th-best player overall entering the '13 draft, was rated by same publication as "Best Athlete," having the "Best Strike Zone Judgment," the 2nd-best "Pure Hitter" and "Closest Player to the Majors" among high schoolers.
- Was a 2013 Rawlings prospect first-team All-American.
- Helped lead his team to the Georgia Class 6A state semifinals with four home runs, 28 RBI and 19 stolen bases his junior year.
- Led the USA Baseball 16U National Team to the IBAF World Youth Championship in 2011 in Mexico, leading the squad in hits (22), doubles (five), triples (three), RBI (28) and stolen bases (six) while also setting a record for the most RBI and earning a spot on the all-tournament team.
- His father, Kenny, played baseball and football at Morehead State and Georgia State.
- His mother, Staci, played softball at Georgia Southern and Georgia State.
- Committed to Clemson University before signing with Pittsburgh after being selected a compensation pick for the Pirates not signing Mark Appel in the 2012 MLB June Amateur Draft.

TRANSACTIONS

- Selected by PIT (1st round, Compensation, 9th overall) in the 2013 MLB June Amateur Draft.
- Had his contract first selected by PIT on Nov. 20, 2017.

2017

- Was listed by *Baseball America* as Pittsburgh's No. 1 prospect and No. 6 in all of Minor League Baseball.
- Batted .250 (71-for-284) with four home runs and 36 RBI in 72 games for Indy.
- Hit .300 (33-for-110) with individual monthly record of 28 runs scored in May, most by Tribesmen since at least '04.
- Placed on 7-day DL with right hamstring strain on 6/22; reinstated on 8/15 and finished in eight games but ended season on DL with oblique strain.

2016

- Entered season ranked as Pirates No. 2 prospect and 22nd-best overall by *Baseball America* (leapt to No. 10 in *Baseball America*'s midseason report).
- Listed as the No. 4 outfield prospect by MLB Pipeline.com.
- Combined to bat .266 (82-for-308) with 25 doubles, 11 triples, 12 home runs, 47 RBI and 17 stolen bases in 87 contests between Short-Season A West Virginia, Double-A Altoona and Indianapolis.
- Posted career highs in doubles, triples and home runs.
- Missed the beginning of the season due to an orbital fracture after being hit in the face with a baseball.
- Was named the Eastern League Player of the Week on 6/6 after batting .444 (12-for-27) with five triples, two homers, six RBI and eight runs the week prior.
- Strung together a career-best 24-game hit streak from 5/23-6/16 with the Curve, forcing a promotion to the Tribe, hit .404 (38-for-94) during the stretch, the longest in the EL for the season.
- Tied Kevin Seifick (21 games in 2002) for the longest hitting streak in Curve history on 6/12; eclipsed Seifick's streak with hits in his next three games, capping it with a home run on 6/16 vs. New Hampshire.
- Had a 29-game on-base streak from 5/16-6/16.
- Was promoted to Indy on 6/18 and hit safely in each of his first two Triple-A games to extend his streak to 26 games, the second-longest hitting streak by a Pirates minor league player since 2005 (Raúl Fontán hit safely in 36 straight games in 2009).
- Was placed on the DL on 7/1 with a right hamstring injury; was selected to play in the Futures Game but didn't play because of the injury.
- Collected a career-high five RBI on 8/30 vs. Toledo.
- Sixteen of his 27 hits with Indy went for extra bases.
- Was named the EL Most Exciting Player by *Baseball America* in early August.

2015


- Was listed by *Baseball America* as Pittsburgh's No. 4 prospect and as having the "Best Strike-Zone Discipline" in the system; ranked No. 49 overall in MiLB.
- Played in 45 games between the GCL Pirates, Rookie-Advanced Bristol and Class-A West Virginia, batting .317 (52-for-164) with 15 doubles, two triples, three home runs and 16 RBI.
- Was named the South Atlantic League Player of the Week on 8/11 after batting .480 (12-for-25) with six extra-base hits and seven RBI in six games the week prior.
- Over 22 games in August, he hit .329 (26-for-79) with nine doubles, three home runs and 15 RBI.
- Hit safely in 30 of 38 games with West Virginia.
- In 48 games between GCL Pirates and Short-Season A Jamestown, he batted .316 (56-for-177) with 11 doubles, five triples, seven home runs and 22 RBI.
- Was named to the GCL postseason All-Star Team after finishing second in the league in OPS (.918), third in slugging percentage (.519), fifth in total bases (83), tied for fifth in extra-base hits (21) and tied for eighth in on-base percentage (.399).
- Made his pro debut on 7/9 at GCL Yankees.
- Cracked his first pro HR on 7/22 at GCL Braves.
- Hit .336 (41-for-131) against right-handed pitchers.

AWARDS & HONORS

MiLB.com Organization All-Star (2016) EAS Player of the Week (6/6/16) MiLB.com Organization All-Star (2015) SAL Player of the Week (8/11/14)
Futures Game Selection (2016) AFL Rising Stars (2015) FSL All-Star (Mid/Post, 2015) GCL All-Star (Post, 2013)

CAREER BATTING STATS

YEAR	TEAM	LG	LVL	ORG	AVG	G	AB	R	H	2B	3B	HR	RBI	BB	IBB	SO	SB	CS	OBP	SLG	OPS	SF	SAC	HBP	GDP
2013	GCL Pirates	GCL	R	PIT	.294	43	160	29	47	11	5	5	20	24	0	42	3	2	.399	.519	.918	0	1	4	3
2013	Jamestown	NYP	A	PIT	.529	5	17	9	0	0	0	2	2	5	0	4	0	0	.636	.882	1.518	0	0	0	0
2014	GCL Pirates	GCL	R	PIT	1.000	2	4	1	4	2	0	1	2	0	0	2	0	0	1.000	2.000	3.000	0	0	0	0
2014	Bristol	APP	R+	PIT	.071	5	14	2	1	0	0	0	0	3	0	3	0	0	.235	.071	.306	0	0	0	1
2014	WV Power	SAL	A	PIT	.322	38	146	18	47	13	1	3	15	14	0	30	2	3	.388	.486	.874	2	0	3	3
2015	Bradenton	FSL	A+	PIT	.307	121	508	72	156	22	4	7	54	41	1	79	20	7	.457	.407	.764	3	4	0	3
2015	Altoona	EAS	AA	PIT	.360	6	25	5	9	2	3	0	1	2	0	3	0	0	.329	.420	.680	1	1	0	1
2016	Altoona	EAS	AA	PIT	.311	45	167	33	52	16	8	6	23	16	1	32	9	3	.365	.611	.976	5	1	1	1
2016	WV Black Bears	NYP	A	PIT	.200	5	15	0	3	2	0	0	0	2	0	1	0	0	.294	.333	.627	0	0	0	1
2016	Indianapolis	INT	AAA	PIT	.214	37	126	16	27	7	3	6	24	15	0	34	8	2	.297	.460	.757	3	0	1	0
2017	GCL Pirates	GCL	R	PIT	.538	4	13	3	7	2	1	1	7	1	0	2	0	0	.571	1.077	1.648	0	0	0	0
2017	WV Black Bears	NYP	A	PIT	.238	5	21	2	5	1	0	0	3	3	0	3	0	0	.333	.286	.619	0	0	0	0
2017	Indianapolis	INT	AAA	PIT	.250	72	284	48	71	19	0	4	36	24	2	50	11	3	.311	.359	.670	2	0	2	2
	Minor League Totals				.292	388	1500	237	438	97	26	34	186	152	4	285	54	20	.359	.459	.818	15	6	12	14



MAX MOROFF

INFILDER

Ht: 5-10

Wt: 185

Bats: Switch

Throws: Right

Born: May 13, 1993 in Winter Park, Fla.

Opening Day Age: 24

ML Service: 0.121

2018 Baseball America Ranking (PIT): No. 16

Acquired: Selected by PIT in the 16th round (496th overall) of the 2012 MLB June Amateur Draft

@Max_Moroff

Single-Game Bests/Misc.

Hits	4 (2x)
Last - 4/18/15 vs. Akron (AA)	
Home Runs	2 (2x)
Last - 5/17/17 @ Columbus (AAA)	
RBI	4 (2x)
Last - 10/1/17 @ Washington (MLB)	
Runs	3 (10x)
Last - 8/16/17 @ Buffalo (AAA)	
Stolen Bases	2 (3x)
Last - 5/4/16 vs. Durham (AAA)	
Walks	3 (8x)
Last - 8/4/16 @ Columbus (AAA)	
Hit Streak	12
6/8-21/15 (AA)	
Grand Slams	N/A
Multi-homer Games	2
Last - 5/17/17 @ Columbus (AAA)	

PERSONAL

- Maxwell Anthony Moroff.
- 2012 graduate of Trinity Prep School (Winter Park, Fla.), where he was an All-District Central Florida first-team selection as a senior after batting .408 with five home runs, 23 RBI and a .594 on-base percentage.
- Produced a .458 average, four homers and 19 stolen bases his junior year.
- Went 80-for-80 in stolen base attempts during his high school career.
- Committed to the University of Central Florida prior to signing with Pittsburgh.

TRANSACTIONS

- Selected by PIT (16th round, 496th overall) in the 2012 MLB June Amateur Draft.
- Had his contract first selected by PIT on Nov. 20, 2015.

2017

- Entered the season listed as Pittsburgh's No. 13 prospect by *Baseball America*.
- Was on Indy's Opening Day roster and in 107 games between Indy and Pittsburgh, hit .233 (71-for-305) with career highs in home runs (16) and RBI (58).
- Became the first Tribe player to tally three home runs through the first three games of a season since Pedro Alvarez in 2010.
- Hit a go-ahead, three-run homer on 4/7 vs. Toledo to turn a 4-2 deficit into a 5-4 victory.
- Recorded the first two multi-homer games of his career on 5/6 at Columbus and 5/17 at Columbus.
- Recalled by Pittsburgh on 5/8 and recorded his first MLB hit and RBI with a pinch-hit single off Los Angeles' (NL) Luis Avilan on 5/9 at Dodger Stadium.
- Set monthly career bests for home runs (8) and RBI (24) in 26 May games between Indy and Pittsburgh.
- Was tied for the International League lead in HR (13), second in OPS (.954), third in slugging (.569) and walks (31) and tied for sixth in RBI (36) at time of his second promotion to Pittsburgh on 6/2.
- Hit his first MLB HR on 7/16 off St. Louis' Carlos Martinez.
- Recorded the only four-RBI games of his career (9/4 vs. Chicago [NL], 10/1 at Washington).
- Was among Indy's team leaders in HR (3rd, 13) and walks (4th, 41) despite playing in just 51 games.

2016

- Entered the season listed as Pittsburgh's No. 25 prospect by *Baseball America*.
- Spent all but one week of the year with Indianapolis and batted .230 (97-for-421) with 18 doubles, four triples, eight home runs and 45 RBI in 133 contests.
- Led IL with a Victory Field Era record 90 walks (next highest total was 66), was third in games played and eighth in on-base percentage (.367).
- Reached base safely in 23 consecutive games from 6/12-7/5, the ninth-longest streak in the IL in 2016.
- Was recalled by Pittsburgh on 7/31 and made his MLB debut at Milwaukee as a pinch-hitter (0-for-1, 1K).
- Drew multiple walks in a game 23 times, including a pair of career-high tying three-walk efforts on 6/16 vs. Pawtucket and 8/4 at Columbus.
- Went 4-for-10 with seven RBI with the bases loaded.

2015

- Hit .293 (153-for-523) with seven homers, 51 RBI and 17 stolen bases in a career-high 136 games for Double-A Altoona.

- Ranked among Eastern League leaders in games (1st), runs scored (1st, 79), at-bats (2nd), hits (2nd), walks (3rd, 70), total bases (4th, 214), triples (7-4th, 6), on-base percentage (6th, .374), doubles (7-7th, 28), average (9th) and OPS (10th, .783).
- His 153 hits marked the highest total by a Curve player since Starling Marte totaled a franchise-record 178 in 2011; Moroff's 153 were the most by a switch-hitter in franchise history.
- Posted the highest fielding percentage (.978) among qualifying second basemen and led all EL second basemen in assists (330) and double plays (76); finished second in putouts (215).
- Strung together a 30-game on-base streak from 4/10-5/15, the longest in the EL and three shy of the Curve record.
- Was named the EL Player of the Week on 4/27 after batting .474 (9-for-19) with four doubles, one triple, one homer and two RBI in five games from 4/20-26.
- Opened May on an 11-game hit streak (.426, 20-for-47) and hit .345 (40-for-116) for the month.
- Selected as an EL mid- and postseason All-Star.
- Was named Pittsburgh's Minor League Player of the Year and Altoona's Team MVP.
- Honored by *Baseball America* as a Double-A All-Star and was an MiLB.com Organization All-Star.

2014

- Appeared in 130 contests with High-A Bradenton and hit .244 (114-for-467) with 30 doubles, six triples, one home run, 50 RBI and 21 stolen bags.
- Tied for second among Pirates farmhands in games played.
- Led Florida State League second basemen in fielding percentage (.980), games (123), total chances (647) and double plays (88).
- Established career highs in doubles and stolen bases.
- Hit an identical .244 in the first and second halves.

2013

- Batted .233 (100-for-429) with 18 doubles, three triples, eight home runs and 48 RBI in 115 games for Class-A West Virginia.
- Hit .304 (21-for-69) with nine extra-base hits and 14 RBI over 21 games in the month of June.
- Made all 110 defensive appearances (109 starts) at shortstop.

2012

- Produced a .343 average (23-for-67) with three doubles, one home run, seven RBI and seven stolen bases in 23 games for the GCL Pirates.
- Went 1-for-1 with three walks and two runs scored in his professional debut on 7/24 vs. GCL Blue Jays.
- Reached base safely in 20 of the 21 games he started.
- Won a GCL Championship with the Pirates.

AWARDS & HONORS

Pittsburgh Minor League Player of the Year (2016)

MiLB.com Organization All-Star (2015)

EAS All-Star (Mid/Post, 2015)

Altoona Team MVP (2016)

Baseball America Double-A All-Star (2015)

EAS Player of the Week (4/27/15)

CAREER BATTING STATS

YEAR	TEAM	LG	LVL	ORG	AVG	G	AB	R	H	2B	3B	HR	RBI	BB	IBB	SO	SB	CS	OBP	SLG	OPS	SF	SAC	HBP	GIDP
2012	GCL Pirates	GCL	R	PIT	.343	23	67	17	23	3	0	1	7	17	0	11	7	3	.471	.433	.904	2	2	1	2
2013	WV Power	SAL	A	PIT	.233	115	429	75	100	18	3	8	48	65	0	102	8	8	.335	.345	.680	3	7	2	7
2014	Bradenton	FSL	A+	PIT	.244	130	467	57	114	30	6	1	50	54	0	129	21	15	.324	.340	.664	3	7	3	4
2015	Altoona	EAS	AA	PIT	.293	136	523	79	153	28	6	7	51	70	3	111	17	13	.374	.409	.783	5	13	1	8
2016	PITTSBURGH	NL	MLB	PIT	.000	2	2	0	0	0	0	0	0	0	0	2	0	0	.000	.000	.000	0	0	0	0
2016	Indianapolis	INT	AAA	PIT	.230	133	421	61	97	18	4	8	45	90	1	129	9	7	.367	.349	.716	2	5	2	6
2017	Indianapolis	INT	AAA	PIT	.254	51	185	31	47	10	0	13	37	41	2	59	5	2	.390	.519	.909	1	0	1	1
2017	PITTSBURGH	NL	MLB	PIT	.200	36	120	19	24	4	1	3	21	16	0	43	0	1	.302	.325	.627	1	1	2	0
	Minor League Totals				.255	588	2092	320	534	107	19	38	238	337	6	541	67	48	.359	.379	.738	16	34	10	2
	Major League Totals				.197	58	122	19	24	4	1	3	21	16	0	45	0	1	.298	.320	.618	1	1	2	0



DOVYDAS NEVERAUSKAS RH PITCHER

Ht: 6-3

Wt: 215

Bats: Right

Throws: Right

Born: January 14, 1993 in Vilnius, Lithuania

Opening Day Age: 25

ML Service: 0.051

2018 Baseball America Ranking (PIT): No. 17

Acquired: Signed as a non-drafted free agent on 7/9/09

@DovydasNeveraus

Single-Game Bests/Misc.

Complete Games

1
6/3/14 vs. Kannapolis (A)

Shutouts

N/A

Innings (Start)

7.0 (2x)

Last - 7/25/14 @ Hickory (A)

Innings (Relief)

5.0

5/21/15 vs. Delmarva (A)

Hits Allowed

11

4/26/14 vs. Hagerstown (A)

Earned Runs Allowed

8

6/14/14 (2) vs. Delmarva (A)

Home Runs Allowed

2 (5x)

Last - 6/9/14 vs. Greensboro (A)

Strikeouts

8

8/15/14 @ Lexington (A)

10+ Strikeout Games

N/A

Walks

5 (4x)

Last - 8/27/14 @ Lexington (A)

Winning Streak

3 (2x)

7/4-20/13 (A-)

Losing Streak

5

5/24-6/23/14 (A)

PERSONAL

- Dovydas Neverauskas.
- Became the first player to be signed directly out of the country of Lithuania.
- Joined Joe Zepatas of the Philadelphia A's in 1933 as the only Lithuania-born players to reach the Majors.
- His father, Virmidas, promotes baseball to Lithuanian children and coaches a handful of national, club and Little League teams.
- Attended the 2008 and 2009 MLB European baseball camps in Italy.

TRANSACTIONS

- Signed by PIT as a non-drafted free agent on July 9, 2009.
- Had his contract first selected by PIT on Nov. 6, 2016.

2017

- Entered season as Pirates' No. 24 prospect by *Baseball America*.
- Was on Indy's Opening Day roster and went 1-2 with a team- and career-high 13 saves, and a 2.86 ERA (16 ER/50.1 IP) in 40 games.
- Made MLB debut on 4/24 vs. Chicago (NL).
- From 6/1-8/26, posted nine saves and a 1.75 ERA (5 ER/25.2 IP) in 22 appearances for the Tribe.
- Earned his first MLB win on 8/6 vs. San Diego (2.0ip, 0r, 3k).
- Finished third in the International League in saves and fourth among Pirates farmhands in that category.

2016

- Registered a 4-4 record, five saves and a 3.10 ERA (20 ER/58.0 IP) in 47 appearances between Double-A Altoona and Indianapolis.
- Tied for third among Pirates farmhands in appearances.
- Opened the season with the Curve, where he posted a 1.50 ERA (2 ER/24.0 IP) over his final 18 outings.
- Did not allow a run in 12 consecutive outings from 4/25-5/30 (16.2ip).
- Shut down EL opponents (.129 average, 12-for-93) over 28.0 innings; led the EL in average against at the time of his promotion to Indy on 6/15.
- Participated with the World Team in the All-Star Futures Game at Petco Park, allowing one hit in a scoreless eighth inning.
- Went 2-1 with two saves and a 0.82 ERA (1 ER/11.0 IP) in the month of July for the Tribe.
- Was suspended by the Pirates on 8/30 for the remainder of the season due to an off-field incident.

2015

- Compiled a 2-2 record with six saves and a 3.16 ERA (24 ER/68.1 IP) in 31 games (five starts) between Short-Season A West Virginia, Class-A West Virginia and High-A Bradenton.
- Began season in starting rotation with the Power and allowed six runs on seven hits in his final start on 5/4 at Greensboro (3.0ip).
- Threw 5.0 perfect frames with six strikeouts in relief on 5/21 vs. Delmarva.
- Was placed on the disabled list on 5/22 with a right bicep strain.
- Recorded his first pro save with the Power on 6/27 vs. Greensboro.
- Did not surrender a run over his final eight appearances (16.0 IP) with the Power.
- Successfully recorded four saves in five chances with the Marauders, posting a 1.62 ERA (3 ER/16.2 IP) in 12 appearances overall.

2014

- Spent the entire season with Class-A West Virginia, where he finished 6-12 with a 5.60 ERA (77 ER/123.2 IP) in 27 games (26 starts).
- Established career highs in wins, losses, starts, innings pitched and strikeouts (88).
- Ranked among South Atlantic League qualifying starters in highest ERA (1st), highest WHIP (1.67), losses (7-3rd), starts (7-4th), walks issued (7-7th, 55) and home runs allowed (7-10th, 12).
- Allowed a career-high 11 hits on 4/26 vs. Hagerstown.
- Threw a 5.0-inning complete game on 6/3 vs. Kannapolis.
- Yielded career-most eight earned runs on 6/14 vs. Delmarva.
- Tossed a career-high-tying 7.0 innings twice (7/8 at Delmarva, 7/25 at Hickory).
- Struck out a career-best eight batters in a win on 8/15 at Lexington (6.0ip).
- Went 3-2 with a 3.11 ERA (19 ER/55.0 IP) in 10 road starts; had a 3-1.0 record and 7.60 ERA (58 ER/68.2 IP) in 17 games (16 starts) on the road.

2013

- Went 4-4 with a 4.01 ERA (27 ER/60.2 IP) in 15 starts for Short-Season A Jamestown.
- Over six starts in the month of July, posted a 3-0 record and 1.67 ERA (5 ER/27.0 IP).
- Started and lost Game 2 vs. State College in the first round of the New York-Penn League playoffs.

2012

- Spent a majority of the season with the GCL Pirates and went 1-1 with a 4.08 ERA (16 ER/35.1 IP) in 10 games (nine starts).
- Received a late-season promotion to Short-Season A State College and made his lone appearance on 9/1 at Jamestown (4.0ip, 2h, 1r, 1er, 2bb, 4k).

2011

- In 10 games (two starts) for the GCL Pirates, notched a 3-1 record and 3.24 ERA (9 ER/25.0 IP).
- As a reliever, went 3-0 with a 1.53 ERA (3 ER/17.2 IP) over eight appearances; in two starts, was 0-1 with a 7.36 ERA (6 ER/7.1 IP).
- Held GCL opponents to a .237 average (227-for-93).

2010

- Tallied a 1-0 record and 5.40 ERA (6 ER/10.0 IP) in six relief appearances for the GCL Pirates.
- Made his professional debut on 6/22 vs. GCL Yankees (2.1ip, 2h, 2er, 1bb, 2k).
- Earned his first pro win in his final appearance on 7/30 vs. GCL Braves (2.0ip, 0h, 0r, 0er, 1bb, 0k).


AWARDS & HONORS

Indianapolis Reliever of the Year (2017)

Futures Game Selection (2016)

CAREER PITCHING STATS

YEAR	TEAM	LG	LVL	ORG	W-L	ERA	G	GS	CG	SHO	SV-SVO	IP	H	R	ER	HR	HB	BB-IBB	SO	AVG	WHIP
2010	GCL Pirates	GCL	R	PIT	1-0	5.40	6	0	0	0	0-0	10.0	14	6	6	0	0	5-0	6	.333	1.90
2011	GCL Pirates	GCL	R	PIT	3-1	3.24	10	2	0	0	0-0	25.0	22	12	9	3	5	14-0	18	.237	1.44
2012	GCL Pirates	GCL	R	PIT	1-1	4.08	10	9	0	0	0-0	35.1	37	21	16	3	1	18-0	29	.268	1.56
2012	State College	NYP	A-	PIT	0-0	2.57	22	0	0	0	0-0	4.0	2	1	1	0	0	2-0	4	.154	1.00
2013	Jamestown	NYP	A-	PIT	4-4	4.01	15	15	0	0	0-0	60.2	55	33	27	8	10	22-0	39	.243	1.27
2014	WV Power	SAL	A	PIT	6-12	5.60	27	26	1	0	0-0	123.2	151	86	77	12	8	55-9	88	.305	1.67
2015	WV Black Bears	NYP	A-	PIT	1-0	3.86	1	0	0	0	0-0	2.1	4	2	1	1	0	3-0	2	.364	3.00
2015	WV Power	SAL	A	PIT	1-2	3.65	18	5	0	0	2-3	49.1	39	24	20	3	1	19-0	37	.214	1.18
2015	Bradenton	FSL	A+	PIT	0-0	1.62	12	0	0	0	4-5	16.2	15	4	3	0	0	5-0	10	.238	1.20
2016	Altoona	EAS	AA	PIT	1-0	2.57	22	0	0	0	1-1	28.0	12	8	8	0	0	11-0	32	.129	0.82
2016	Indianapolis	INT	AAA	PIT	3-4	3.60	25	0	0	0	4-6	30.0	36	14	12	1	1	11-4	24	.308	1.57
2017	Indianapolis	INT	AAA	PIT	1-2	2.86	40	0	0	0	13-18	50.1	47	20	16	1	0	21-0	46	.253	1.35
2017	Pittsburgh	MLB	MLB	PIT	1-1	3.91	24	0	0	0	0-1	25.1	24	11	11	4	1	8-0	17	.253	1.26
Minor League Totals					22-26	4.05	187	58	1	0	24-33	435.1	434	233	196	32	26	186-4	335	.262	1.42
Major League Totals					1-1	3.91	24	0	0	0	0-1	25.1	24	11	11	4	1	8-0	17	.253	1.26



KEVIN NEWMAN

INFILDER

Ht: 6-1

Wt: 180

Bats: Right

Throws: Right

Born: August 4, 1993 in Poway, Calif.

Opening Day Age: 24

ML Service: 0.000

2018 Baseball America Ranking (PIT): No. 5

Acquired: Selected by PIT in the 1st round (19th overall) of the 2015 MLB June Amateur Draft

@OfficialKBN

Single-Game Bests/Misc.

Hits	4 (3x)
Last - 7/23/16 vs. Akron (AA)	
Home Runs	1 (11x)
Last - 7/4/17 vs. Binghamton (AA)	
RBI	5
6/16/16 vs. Fort Myers (A+)	
Runs	3 (3x)
Last - 9/3/17 @ Toledo (AAA)	
Stolen Bases	3
7/22/15 vs. Brooklyn (A-)	
Walks	3
9/1/16 vs. Binghamton (AA)	
Hit Streak	17
6/21-7/9/16 (AA)	
Grand Slams	N/A
Multi-home Games	N/A

PERSONAL

- Kevin Bradley Newman, wife's name is Shayne Marie.
- Tabbed as "Best Hitter for Average" by *Baseball America* and was ranked 56th among MLB Pipeline.com's Top 100 prospects prior to the 2017 season.
- Played baseball at the University of Arizona (2013-15) and was a three-time Pac-12 Conference honoree and two-time Pac-12 Defensive team selection.
- Hit .337, recorded 227 hits, scored 132 runs and had 112 RBI in his three-year college career; started all 165 games at shortstop.
- Was one of two freshmen named as a quarterfinalist for the Brooks Wallace Award for the best college shortstop in 2013; earned Louisville Slugger Freshman All-America honors and was named to the Pac-12 All-Conference team that same year.
- Named to the Pac-12 All-Conference team and Pac-12 All-Defensive team while hitting .304 in 55 games as a sophomore.
- Took home back-to-back batting titles in the Cape Cod League after hitting .375 in 2013 and .380 in 2014 (became the first freshman to win the batting title in 2014).
- Selected as a first-team Pac-12 honoree in 2015 after hitting .370 (84-for-227) with 19 doubles, one triple, two home runs, 36 RBI and 22 stolen bases in 55 games for the Wildcats.
- Named to the 2015 USA Baseball Golden Spikes Watch List, a second-team Louisville Slugger preseason All-American and a PerfectGame preseason third-team All-American.
- Was the 16th player in University of Arizona history to be selected in the first round of the draft and the highest drafted Wildcat since Trevor Crowe in 2004 (14th overall).
- Was rated by *Baseball America* as the 29th-best prospect in the draft.
- Was roommates at Arizona with 2015 Phillies second-round selection Scott Kingery and fellow All-American Bobby Dalbec.
- His mother, Elizabeth, was a professional skier.
- His father, John, and sister, Regan, both played tennis at Northern Arizona University.
- 2013 graduate of Poway (Calif.) High School, where he was named Team MVP his senior season.

TRANSACTIONS

- Selected by PIT (1st round, 19th overall) in the 2015 MLB June Amateur Draft.

2017

- Entered the season ranked as Pittsburgh's No. 5 prospect and No. 55 overall in Minor League Baseball according to *Baseball America*.
- MLBPipeline.com listed him as MLB's No. 59 overall prospect prior to the season.
- Was tabbed by *Baseball America* as the "Best Hitter for Average" in the Pirates farm system.
- Opened the season with Double-A Altoona and hit .259 (89-for-343) with 18 doubles, four home runs and 30 RBI in 82 games.
- Tallied four RBI on 7/4 vs. Binghamton, the second time in his career with four-plus RBI in a single game and one RBI short of his career high.
- Totaled 39 hits from 6/15-7/18, tied for the fourth most in Double-A during that time period.
- Transferred to Indianapolis on 7/20 and hit safely in 32 of 38 starts for the Tribe; reached base safely in 34 of those 38 contests.
- Batted .283 (47-for-166) with 11 doubles, two triples, seven stolen bases and 11 RBI in 40 games for Indy.
- Recorded the second-longest hitting streak by a Tribe player in 2017 and second longest of his career with a 14-gamer from 8/2-19.
- Matched a single-game best by scoring three runs in a game twice (6/1 at Akron, 9/3 at Toledo).
- Hit .306 (15-for-49) against International League southpaws and posted a .310 average (22-for-71) in 17 home games with Indy.

2016

- Split the season between High-A Bradenton and Altoona, batting .320 (127-for-397) with 21 doubles, five home runs and 52 RBI in 102 games.
- Led all Pittsburgh farmhands in batting average (min. 300 at-bats).
- Set career highs in games played, hits, runs (65), doubles, triples (3), home runs, RBI and walks (43).
- Began the year with the Marauders, where he was named to the Florida State League's midseason All-Star Team after hitting .366 (60-for-164) with 14 extra-base hits in 41 first-half contests.
- Was placed on the DL from 5/27-6/14 with a fractured left orbital after being hit by a pitch on 5/26 at Jupiter.
- Posted separate four-hit contests on 5/13 at Palm Beach and 6/15 at Clearwater.
- In his final game with Bradenton, drove in a career-high five RBI on 6/16 vs. Fort Myers.
- Named FSL Player of the Week on 6/20 after hitting .636 (7-for-11) with a double, triple, home run and six RBI in three games the week prior.

- At home, he hit .390 (32-for-82); batted .341 (28-for-82) on the road.
- Hit safely in 34 of his 41 games and reached base safely in 38 of his games played with Bradenton.
- Promoted to Altoona on 6/18 and hit .288 (67-for-233) with 15 extra-base hits and 28 RBI in 61 affairs.
- Went 2-for-5 with two RBI in his Curve debut vs. Hartford on 6/18.
- Racked up a career-best 17-game hit streak from 6/21-7/9, the seventh-longest in the Eastern League in 2016 and seventh-longest in Curve history; hit .371 (26-for-70) with seven doubles, 10 RBI and 16 runs scored during the stretch.
- Recorded his third four-hit game of the season on 7/23 vs. Akron.
- Slashed .333/.407/.451 over 27 games in the month of July.
- Hit .538 (7-for-13) with three doubles, three RBI and three runs scored in three postseason games.
- Recorded 18 multi-hit games for the Curve in 61 regular-season affairs, including two separate stretches with two-plus hits in three consecutive games from 7/7-9 and 7/21-23.
- Between Bradenton and Altoona, hit .327 (102-for-312) when batting leadoff.
- After the season, was selected as an MLB.com Organization All-Star.
- Was ranked by *Baseball America* as the FSL's third-best prospect following the season.

2015


- Hit a combined .257 (66-for-257) between Short-Season A West Virginia and Class-A West Virginia, tallying 14 doubles, two triples, two home runs, 17 RBI and 13 stolen bases in 61 games.
- Opened the season with the Black Bears and batted .226 (36-for-159) with 13 extra-base hits and nine RBI in 38 contests.
- Made his professional debut on 6/19 vs. Mahoning Valley and went 1-for-5 with a run scored.
- Hit safely in eight straight games from 7/13-20, batting .313 (10-for-32) during the stretch.
- Swiped a career-high three bases on 7/22 vs. Brooklyn.
- Promoted to the Power on 8/10 and recorded a .306 average (30-for-98) in 23 games.
- Went 2-for-10 with a pair of walks in three games for the Power during the South Atlantic League playoffs.

AWARDS & HONORS

MLB.com Organization All-Star (2016) FSL All-Star (Mid, 2016) FSL Player of the Week (6/20/16)

CAREER BATTING STATS

YEAR	TEAM	LG	LVL	ORG	AVG	G	A	R	H	2B	3B	HR	RBI	BB	IBB	SO	SB	CS	OBP	SLG	OPS	SF	SAC	HBP	GIDP
2015	W/BlackBears	NYP	A	PIT	.226	38	159	25	36	10	1	2	9	10	0	22	7	1	.281	.340	.621	0	2	2	2
2015	W/BlackBears	SAL	A	PIT	.306	23	98	14	30	4	1	0	8	9	0	8	6	1	.376	.367	.743	0	1	2	0
2016	Bradenton	FSL	A+	PIT	.366	41	164	24	60	10	1	3	24	17	0	12	4	1	.428	.494	.922	3	2	3	3
2016	Altoona	EAS	AA	PIT	.288	61	233	41	67	11	2	2	28	26	1	24	6	3	.361	.378	.739	4	2	3	8
2017	Altoona	EAS	AA	PIT	.259	82	363	42	89	18	2	4	30	22	1	40	4	2	.310	.359	.669	2	3	4	6
2017	Indianapolis	INT	AAA	PIT	.283	40	166	23	47	11	2	0	11	7	1	22	7	1	.314	.373	.687	1	3	1	2
Minor League Totals					.283	285	1,163	169	329	64	9	11	110	91	3	128	34	9	.340	.382	.722	10	13	15	21



JOSE OSUNA

UTILITY

Ht: 6-3

Wt: 230

Bats: Right

Throws: Right

Born: December 12, 1992 in Trujillo, Venezuela

Opening Day Age: 25

ML Service: 1.000

2018 Baseball America Ranking (PIT): N/A

Acquired: Signed as a non-drafted free agent on 12/5/09

@JoseOsuna36

Single-Game Bests/Misc.

Hits

4 (9x)

Last - 4/28/17 @ Miami (NL)

Home Runs

2 (5x)

Last - 8/3/16 @ Columbus (AAA)

RBI

6

8/22/15 @ Bowie (AA)

Runs

5

7/21/15 vs. Erie (AA)

Stolen Bases

1 (4x)

Last - 4/16/17 @ Toledo (AAA)

Walks

3 (2x)

Last - 4/30/12 vs. Greensboro (A)

Hit Streak

14 (2x)

Last - 7/16-7/30/16 (AAA)

Grand Slams

1

8/15/14 vs. St. Lucie (A+)

Multi-home Games

5

Last - 8/3/16 @ Columbus (AAA)

PERSONAL

- Jose Gregorio Osuna (pronounced "o-SOON-a").
- Married to Karla and has one daughter, Karla Sophia (3).
- Has participated in the Venezuelan Winter League each of the last four offseasons (2013-16); was named as the league's Rookie of the Year while finishing fourth in the MVP voting in 2015.
- Attended Colegio Neustra Del Fatima.
- Played baseball and soccer growing up.

TRANSACTIONS

- Signed with PIT as a non-drafted free agent on Dec. 5, 2009.
- Had his contract first selected by PIT on Nov. 5, 2016.

2017

- Ranked by *Baseball America* as Pittsburgh's 26th prospect ahead of the season.
- Was on Indy's Opening Day roster and hit .250 (9-for-36) with five doubles and one RBI before being recalled by Pittsburgh on 4/18.
- Made his MLB debut on 4/18 at St. Louis.
- Recorded his first MLB hit on 4/21 vs. New York (AL), a leadoff triple off LHP C.C. Sabathia in the second inning of a 6-3 victory.
- Recorded the ninth four-hit game of his career and first in the big leagues on 4/28 at Miami.
- Hit his first MLB home run on 5/7 vs. Milwaukee, a two-run shot off RHP Zach Davies.
- Batted .233 (50-for-215) with 24 extra-base hits and 30 RBI in 104 games for Pittsburgh.

2016

- Ranked by *Baseball America* as Pittsburgh's 30th-best prospect prior to the season.
- Split time between Double-A Altoona and Indianapolis, batting .279 (132-for-473) with 37 doubles, 13 home runs and 69 RBI in 133 contests.
- Led all Pirates farmhands in RBI for second straight season and tied with Max Moroff in games played.
- Began season with Altoona, appearing in 70 games; hit .269 (68-for-253) with six home runs and 38 RBI.
- Led Indy in average (.291), slugging (.482) and tied for most RBI (31) after being promoted from Altoona.
- Recorded 27 extra-base hits with the Indians including 19 doubles, seven home runs and one triple.
- Six of his seven home runs at Triple-A were either game-tying or go-ahead long balls.
- Hit safely in a team-high 14 straight games from 7/16-30; slugged three home runs during the streak.

- Was named an MiLB.com Organization All-Star.
- Named Indianapolis' Offensive Player of the Year by the coaching staff.

2015

- Split the season with High-A Bradenton and Altoona; led all Pirates farmhands in RBI (81) while finishing tied for fourth in games played (129).
- Began with Bradenton and slugged four home runs while driving home 29 RBI in 44 games.
- Named to the Florida State League midseason All-Star Team.
- Was promoted to Altoona on 5/9 where he finished the season; appeared in 85 games and batted .288 (93-for-323) with eight home runs and 52 RBI.

- Scored a career-high five runs on 7/21 vs. Erie (Altoona single-game record).

2014

- Played the entire season with Bradenton and appeared in 97 games; batted .296 (108-for-365) while slugging 10 home runs and driving in 37 RBI.
- Ranked second in the FSL in slugging percentage (.458), trailing only Josh Bell; ranked third among Pirates minor leaguers in that category.
- Also finished fifth in the FSL in batting average.
- Was named an MiLB.com Organization All-Star.

2013

- Appeared in 123 games with Bradenton and hit .244 (111-for-454) with 25 doubles, eight home runs and 48 RBI.
- Batted .278 (25-for-90) in the month of April with two home runs and 14 RBI.
- Hit safely for the Marauders in 10 straight games from 7/29-8/12.
- Hit .294 (63-for-214) in games at home opposed to .200 (48-for-240) on the road.

2012

- In 126 games with Class-A West Virginia, belted a career-high 16 home runs which tied him for second among Pirates prospects in his first season playing in over 100 games.
- Raked 36 doubles and scored 68 runs.
- Tied for fifth among Pittsburgh minor leaguers in RBI (72).
- Hit safely in 14 straight games from 8/8-22.

2011

- Split season with the GCL Pirates and Short-Season A State College, combining to bat .328 (61-for-186) with 22 extra-base hits and 33 RBI in 50 games.
- Hit a career-high .331 (59-for-178) with the GCL Pirates and drove in 32 runs in 48 contests.
- Finished tied for second in hits and doubles (14) in the GCL.
- Promoted to State College for final two games of the season.

2010

- Played in the Venezuelan Summer League as a member of the VSL Pirates; hit .251 (54-for-215) with 10 home runs and 43 RBI in 64 contests.
- Slugged seven of his 10 home runs in July.
- Hit his first professional home run in his fifth career game on 5/24 vs. VSL Mariners.

AWARDS & HONORS

MiLB.com Organization All-Star (2016)

Indianapolis Offensive Player of the Year (2016)


MiLB.com Organization All-Star (2015)

FSL All-Star (Mid, 2015)

MiLB.com Organization All-Star (2014)

CAREER BATTING STATS

YEAR	TEAM	LG	LVL	ORG	AVG	G	AB	R	H	2B	3B	HR	RBI	BB	IBB	SO	SB	CS	OBP	SLG	OPS	SF	SAC	HBP	GIDP
2010	VSL Pirates	VSL	R	PIT	.251	64	215	33	54	16	0	10	43	19	2	35	2	4	.325	.465	.790	1	1	5	6
2011	GCL Pirates	GCL	R	PIT	.331	48	178	28	59	14	3	4	32	18	0	21	3	2	.400	.511	.911	1	3	3	2
2011	State College	NYP	A-	PIT	.250	2	8	2	2	1	0	0	1	1	0	0	0	0	.333	.375	.708	0	0	0	1
2012	WV Power	SAL	A	PIT	.280	126	482	68	135	36	0	16	72	31	1	82	4	4	.324	.454	.778	7	0	4	10
2013	Bradenton	FSL	A+	PIT	.244	123	454	47	111	25	3	8	48	35	1	76	18	6	.298	.357	.655	5	4	2	9
2014	Bradenton	FSL	A+	PIT	.296	97	365	47	108	23	3	10	57	28	0	72	4	2	.347	.458	.805	7	4	4	9
2015	Bradenton	FSL	A+	PIT	.282	44	174	23	49	12	1	4	29	14	1	33	1	1	.333	.431	.764	3	1	1	4
2015	Altoona	EAS	AA	PIT	.288	85	322	46	93	20	2	8	52	17	0	61	3	3	.327	.437	.764	5	0	4	15
2016	Altoona	EAS	AA	PIT	.269	70	253	34	68	18	3	6	38	23	1	44	1	1	.329	.435	.764	5	0	2	5
2016	Indianapolis	INT	AAA	PIT	.291	63	220	27	64	19	1	7	31	13	1	36	2	3	.333	.482	.815	0	0	1	10
2017	Indianapolis	INT	AAA	PIT	.250	10	36	6	9	5	0	0	1	5	1	9	1	1	.341	.389	.730	0	0	0	0
2017	PITTSBURGH	NL	MLB	PIT	.233	104	215	31	50	13	4	7	30	9	0	40	0	0	.269	.428	.697	1	0	2	7
Minor League Totals					.278	732	2708	361	752	189	14	73	404	204	8	469	42	27	.330	.439	.769	34	13	26	71
Major League Totals					.233	104	215	31	50	13	4	7	30	9	0	40	0	0	.269	.428	.697	1	0	2	10



PABLO REYES

UTILITY

Ht: 5-8 **Wt:** 170 **Bats:** Right **Throws:** Right
Born: September 5, 1993 in Santo Domingo, D.R.
Opening Day Age: 24
ML Service: 0.000
2018 Baseball America Ranking (PIT): N/A
Acquired: Signed as a non-drafted free agent on 4/5/12

Single-Game Bests/Misc.

Hits
4 (5x)
Last - 5/9/17 @ Richmond (AA)

Home Runs
2
7/15/17 vs. Bowie (AA)

RBI
4 (3x)
Last - 8/7/16 @ St. Lucie (A+)

Runs
3 (7x)
Last - 5/9/17 @ Richmond (AA)

Stolen Bases
5
6/14/13 @ DSL Yankees 2 (R)

Walks
4
6/25/14 vs. Johnson City (R+)

Hit Streak
11 (2x)
Last - 5/9-23/17 (AA)

Grand Slams
N/A

Multi-homer Games
1
7/15/17 vs. Bowie (AA)

PERSONAL

- Pablo Israel Reyes.
- His younger brother Samuel signed with the Pirates as a non-drafted free agent on July 2, 2016.

TRANSACTIONS

- Signed with PIT as a non-drafted free agent on April 5, 2012.

2017

- Spent all season with Double-A Altoona and batted .274 (115-for-420) with 62 runs, 34 extra-base hits and 21 stolen bases.
- Posted a .988 combined fielding percentage between second base, shortstop and center field, committing just six errors all season in 508 total chances.
- Recorded a hit in 17 of his 22 games played in May, getting a hit in a season-high 11 straight games from 5/9-23.
- Led Altoona in five offensive categories: at-bats, runs scored, hits, walks (51) and stolen bases.
- Ranked fifth in the Pirates minor league system in stolen bases.
- Compiled 10 games with multiple walks, the most in a season in his career.
- Went 4-for-19 in the postseason with a homer, four runs scored, four walks and five strikeouts in Altoona's run at the Eastern League Championship.

2016

- Spent the whole season with High-A Bradenton, hitting .265 (81-for-306) with 45 RBI and 37 walks in 89 games.
- Hit three doubles in a game the only time in his career on 4/23 at St. Lucie (3-for-5, 3 RBI).
- Hit above .400 in August for the second time in his career (.410 [25-for-61], 6 XBH, 10 RBI, 8 BB).
- Appeared most frequently in the nine-hole in the lineup, where he knocked 29 hits, drove in 17 runs, scored 15 runs and stole three bases.
- Recorded his lowest strikeout total in a full season (47), but also the lowest on-base percentage (.341) and OPS (.727) of his career.
- Made four starts in center field and one at shortstop for Bradenton in the postseason, contributing six hits, two of them doubles, and four runs to a Florida State League Championship run.

2015

- Played in 108 games for Class-A West Virginia, batting .268 (104-for-388) with a career-high 39 extra base hits.
- Finished the season as the only player in the Eastern League to record at least 100 hits, 20 doubles, 10 home runs and 20 stolen bases.
- Batted .304 in the second half of the season (52-for-171, 6 HR, 34 RBI).
- Put together a season-high four-game RBI streak from 8/7-10, totaling seven RBI during that span.
- Appeared in 103 games at second base, racking up 436 assists and putouts that ranked second on the team.
- Posted the best slugging numbers of his career (.438 slugging percentage, 24 2B, 3 3B, 12 HR).

2014

- Spent the entire season with Rookie-Advanced Bristol and hit .272 (49-for-180) in 46 games.
- Put together the best on-base percentage in any single month in his career in August (.538), contributing to a 1.158 OPS for the month.
- Recorded three hit streaks of six-plus games, including an eight-game streak to end the season.
- Batted just .196 (11-for-56) with RISP with 17 strikeouts.
- Registered at least one hit in every game played against Kingsport (13 H, 4 RBI, 1 HR).
- Hit better against right-handed pitching (.295 [38-for-129], 21 R, 9 XBH, 8 RBI, 20 BB) than left-handed pitching (.216 [11-for-51], 9 R, 3 XBH, 8 RBI, 5 BB).
- Played all but nine games at second base and made just eight errors in 187 total chances.

2013

- Spent the season with the DSL Pirates 1, batting for a .304 average (56-for-184) and driving in 28 runs in 52 games.
- Put together the best overall slash line of his career (.304/.376/.439).
- Notched nine multi-hit games out of 21 June games, including two streaks of three-plus games in a row and a season-high four hit game on 6/27 at DSL Angels.
- Stole five bases in a game on 6/14 at DSL Yankees 2, marking the most single-game steals by any DSL Pirates 1 player that season.

2012


- Split the season between both DSL Pirates teams, Pirates 1 and Pirates 2, and batted .284 (52-for-183) between both clubs.
- Posted the only groundout-to-flyout ratio above 1.00 (1.03) in his career in his first professional season.
- Played 42 of his 59 games with the DSL Pirates 2, where he hit .293 (36-for-123) and his only homer of the season.
- Opened the season with a three-game hit streak; capped the streak with a 4-for-4 performance vs. DSL Mets (3 R, 1 2B, 1 RBI, 1 SB).
- Hit .381 (8-for-21) with three doubles from the six-hole with DSL Pirates 1.

AWARDS & HONORS

MiLB.com Organization All-Star (2017)

CAREER BATTING STATS

YEAR	TEAM	LG	LVL	ORG	AVG	G	AB	R	H	2B	3B	HR	RBI	BB	IBB	SO	SB	CS	OBP	SLG	OPS	SF	SAC	HBP	GIDP
2012	DSL Pirates 2	DSL	R	PIT	.293	42	123	24	36	11	0	1	15	15	0	7	15	5	.367	.407	.774	1	5	0	4
2012	DSL Pirates 1	DSL	R	PIT	.267	17	60	9	16	7	0	0	8	8	1	5	3	2	.371	.383	.754	0	1	2	0
2013	DSL Pirates 1	DSL	R	PIT	.304	52	184	27	56	8	3	3	28	23	0	21	15	4	.376	.429	.805	3	4	0	0
2014	Bristol	APP	R+	PIT	.272	46	180	30	49	9	1	2	16	25	0	31	5	5	.367	.367	.734	2	1	3	0
2015	WV Power	SAL	A	PIT	.268	108	388	61	104	24	3	12	60	45	0	63	27	10	.345	.438	.783	5	18	3	2
2016	Bradenton	FSL	A+	PIT	.265	89	306	41	81	20	1	5	45	37	0	47	13	8	.341	.386	.727	5	6	1	7
2017	Altoona	EAS	AA	PIT	.274	115	420	62	115	21	3	10	50	51	1	70	21	14	.356	.410	.766	3	5	4	5
	Minor League Totals				.275	469	1661	254	457	100	11	33	222	204	2	244	99	48	.355	.408	.763	19	40	13	18



RICHARD RODRIGUEZ

RH PITCHER

Ht: 6-4

Wt: 205

Bats: Right

Throws: Right

Born: March 4, 1990 in Santiago, D.R.

Opening Day Age: 28

ML Service: 0.017

2018 Baseball America Ranking (PIT): N/A

Acquired: Signed as a minor league free agent on 12/7/17

Single-Game Bests/Misc.

Complete Games

N/A

Shutouts

N/A

Innings (Start)

6.0 (2x)

Last - 6/30/12 vs. Danville (R+)

Innings (Relief)

4.1

7/11/15 @ Altoona (AA)

Hits Allowed

6 (3x)

6/9/13 @ Peoria (A)

Earned Runs Allowed

5

5/20/17 vs. Charlotte (AAA)

Home Runs Allowed

2 (3x)

Last - 9/14/17 @ New York (AL)

Strikeouts

9

6/30/12 vs. Danville (R+)

10+ Strikeout Games

N/A

Walks

3 (4x)

Last - 5/14/17 @ Indianapolis (AAA)

Winning Streak

5

4/13-5/28/15 (AAA)

Losing Streak

3

8/12-26/15 (AAA)

PERSONAL

- Richard Agustin Rodriguez.
- Enjoys fishing and cooking in his spare time.
- Lists Pedro Martinez as his favorite player growing up.

TRANSACTIONS

- Signed with HOU as a non-drafted free agent on **April 20, 2010**.
- Traded from HOU to BAL on **June 25, 2015** in exchange for cash considerations.
- Had his contract first selected by BAL on **Sept. 1, 2017**.
- Elected free agency on **Nov. 6, 2017**.
- Signed with PIT as a minor league free agent on **Dec. 7, 2017**.

2017

- Spent nearly all season with Triple-A Norfolk, amassing a 4-4 record, a 2.42 ERA (19 ER/70.2 IP) and 10 saves through 42 appearances.
- Did not allow an earned run in the ninth inning all season (14.2 IP, 4 H, 2 BB, 19 K).
- Converted 10 of 11 save opportunities the second half of the season, but earned no wins.
- Posted a sub-1.00 ERA (0.84, 1 ER/10.2 IP) and a 9:1 strikeout-to-walk ratio (18 K, 2BB) in August.
- Made his MLB debut on 9/2 for Baltimore, pitching a full inning and allowing three hits, four earned runs, a homer and a hit batter.
- Pitched in five games for the Orioles (14.29 ERA [9 ER/5.2 IP], 12 H, 4 HR, 3 BB, 3 K).

2016

- Spent the entire season with Norfolk, going 6-2 with two saves and a 2.53 ERA (23 ER/81.2 IP).
- Put forth his longest outing of the season on 8/15 vs. Scranton/Wilkes-Barre, lasting 3.2 innings and striking out a season-high five batters.
- Played the role of setup man, pitching mainly in the sixth, seventh and eighth innings (1.93 ERA [12 ER/56.0 IP], 42 H, 2 HR, 14 BB, 60 K).
- Retired every batter he faced in 12 appearances throughout the season.
- Allowed just a .194 opposing batting average (14-for-72) with RISP.

2015

- Began the season in Houston's system, appearing in 23 games for Triple-A Fresno and going 5-0 with a 2.57 ERA (12 ER/42.0 IP).
- Traded in June; pitched for Double-A Bowie and Norfolk the rest of the year.
- Went 1-1 in 10 games with Bowie, pitching 21.1 innings, giving up just three earned runs and striking out 23.
- Appeared in 13 games with Norfolk, compiling a 1-3 record and a 3.54 ERA (8 ER/20.1 IP).
- Failed to convert his only save opportunity of the season in a loss on 8/26 vs. Durham (2.0ip, 2er, 1bb, 1k).

2014

- Played with three separate minor league teams: High-A Lancaster (0-0, 5.06 ERA [6 ER/10.2 IP]), Double-A Corpus Christi (0-2, 3.05 ERA [7 ER/20.2 IP]) and Triple-A Oklahoma City (2-0, 3.49 ERA [11 ER/28.1 IP]).
- Allowed just a .183 batting average (23-for-126) against opposing right-handers, including two homers, nine walks and 40 strikeouts.

- Posted the highest strikeout-to-walk ratio of his career at almost 7:1 (67 K, 10 BB).
- Allowed the most earned runs in a season in his career (24).

2013

- Split the season between Short-Season A Tri-City and Class-A Quad Cities, overall going 4-1 with a 4.47 ERA (22 ER/44.1 IP).
- Earned all four of his wins and only save on the season with Tri-City.
- Produced a 1.29 ERA (3 ER/21.0 IP) with Tri-City, allowing an earned run in three of his 16 appearances.
- Received his lone decision with Quad Cities, a loss in his final game there (4.0ip, 4h, 3er, 1hr, 1bb, 3k).
- Allowed a season-high four earned runs twice in Quad Cities: on 5/22 vs. Wisconsin and 6/9 at Peoria.

2012

- Pitched in nine games: eight with Rookie-Advanced Greenville, where he went 2-1 with a 3.90 ERA (14 ER/32.1 IP), and one with Class-A Lexington, giving up one earned run in 3.0 innings.
- Started seven games all season, giving him a career high.
- Went 2-0 when lasting 6.0 innings, allowing two earned runs each time and averaging seven strikeouts per game.
- Notched both wins in June with Greenville, once on 6/25 vs. Princeton and another on 6/30 vs. Danville.
- Allowed one extra-base hit, one walk and a .219 opposing average (7-for-32) to batters leading off an inning, also striking out 10.

2011

- Appeared in four games for the GCL Astros and did not receive a decision; allowed four earned runs in 3.2 innings of work.
- Lacked a full inning in three of his four games, and walked no batters in those appearances.
- Produced his shortest outing on 8/6 vs. GCL Mets (0.2ip, 2h, 1er, 1bb, 0k).

2010


- Pitched in five games for the DSL Astros, compiling a 2-1 record with a 2.00 ERA (4 ER/18.0 IP) and starting each appearance he made for the only time in his career.
- Recorded two-plus strikeouts in five of his six appearances, reaching a season-high five strikeouts twice (6/5 vs. DSL Royals, 6/11 vs. DSL Indians).

AWARDS & HONORS

N/A

CAREER PITCHING STATS

YEAR	TEAM	LG	LVL	ORG	W-L	ERA	G	GS	CG	SHO	SV-SVO	IP	H	R	ER	HR	HB	BB-IBB	SO	AVG	WHIP
2010	DSL Astros	DSL	R	HOU	2-1	2.00	5	5	0	0	0-0	18.0	14	5	4	0	4	5-0	16	.241	1.06
2011	GCL Astros	GCL	R	HOU	0-0	9.82	4	0	0	0	0-0	3.2	6	4	4	1	0	1-0	3	.353	1.91
2012	Lexington	SAL	A	HOU	0-0	3.00	1	1	0	0	0-0	3.0	3	1	1	1	0	1-0	4	.250	1.33
2012	Greenville	APP	R+	HOU	2-1	3.90	8	0	0	0	0-0	32.1	27	18	14	3	2	9-0	37	.218	1.11
2013	Tri-City	NYP	A	HOU	4-0	1.29	16	0	0	0	1-1	21.0	17	4	3	2	0	3-0	23	.227	0.95
2013	Quad Cities	MID	A	HOU	0-1	7.33	14	0	0	0	0-1	23.1	29	19	4	0	10-0	18	.290	1.67	
2014	Lancaster	CAL	A+	HOU	0-0	5.06	7	0	0	0	0-0	10.2	10	6	6	2	0	2-0	16	.250	1.13
2014	Corpus Christi	TEX	AA	HOU	0-2	3.05	11	0	0	0	0-1	20.2	21	7	7	1	1	2-0	28	.256	1.11
2014	Oklahoma City	PCL	AAA	HOU	2-0	3.49	16	0	0	0	0-0	28.1	19	11	11	3	2	6-0	23	.196	0.88
2015	Fresno	PCL	AAA	HOU	5-0	2.57	23	0	0	0	0-0	42.0	32	14	12	4	0	10-0	36	.204	1.00
2015	Bowie	EAS	AA	BAL	1-1	1.27	10	0	0	0	0-0	21.1	11	3	3	2	1	2-0	23	.147	0.61
2015	Norfolk	INT	AAA	BAL	1-3	3.54	13	0	0	0	0-1	20.1	19	12	8	2	3	10-2	15	.247	1.43
2016	Norfolk	INT	AAA	BAL	6-2	2.53	48	2	0	0	2-2	81.2	65	23	23	5	5	25-3	81	.216	1.10
2017	Norfolk	INT	AAA	BAL	4-4	2.42	42	1	0	0	10-12	70.2	56	20	19	5	3	18-1	80	.216	1.05
2017	BALTIMORE	AL	MLB	BAL	0-0	14.29	5	0	0	0	0-0	5.2	12	9	9	4	1	3-1	3	.444	2.65
Minor League Totals					27-15	3.04	218	15	0	0	13-18	397.0	329	147	134	34	22	104-8	403	.223	1.09
Major League Totals					0-0	14.29	5	0	0	0	0-0	5.2	12	9	9	4	1	3-1	3	.444	2.65



CASEY SADLER

RH PITCHER
Ht: 6-3

Wt: 220

Bats: Right

Throws: Right

Born: July 13, 1990 in Stillwater, Okla.

Opening Day Age: 27

ML Service: 0.086

2018 Baseball America Ranking (PIT): N/A

Acquired: Selected by PIT in the 25th round (747th overall) of the 2010 MLB June Amateur Draft

Single-Game Bests/Misc.

Complete Games

5

Last - 8/24/17 vs. Bowie (AA)

Shutouts

N/A

Innings (Start)

9.0

8/24/17 vs. Bowie (AA)

Innings (Relief)

4.1

6/8/12 @ Daytona (A+)

Hits Allowed

12

5/9/14 vs. Norfolk (AAA)

Earned Runs Allowed

10

6/21/15 @ Charlotte (AAA)

Home Runs Allowed

4

6/21/15 @ Charlotte (AAA)

Strikeouts

10

7/15/12 @ Clearwater (A+)

10 + Strikeout Games

1

7/15/12 @ Clearwater (A+)

Walks

6

8/18/13 @ Erie (AA)

Winning Streak

5

5/14-6/27/14 (AAA)

Losing Streak

3 (2x)

Last - 7/13-8/19/17 (AA)

PERSONAL

- Casey Scott Sadler.
- Married to Marlin and has one daughter, Kaysen Caroline (4/18/17).
- Played baseball at Western Oklahoma State College, where he went 10-1 with a 3.12 ERA in 17 games (15 starts) during his sophomore season in 2010.
- Ranked by *Baseball America* as one of the top 25 players in the state of Oklahoma prior to the 2010 draft.
- 2008 graduate of Ripley (Okla.) High School.

TRANSACTIONS

- Selected by PIT (25th round, 747th overall) in the 2010 MLB June Amateur Draft.
- Had his contract first selected by PIT on Nov. 20, 2013.

2017

- Made 16 appearances (six starts) between High-A Bradenton and Double-A Altoona, going 4-3 with a 3.28 ERA (22 ER/60.1 IP).
- Threw the fifth complete game of his career on 8/24 vs. Binghamton (9.0ip, 7h, 1r, 1er, 1bb, 7k).
- Made his first Triple-A start since June 2015 on 9/3 at Toledo (6.0ip, 8h, 3r, 3er, 0bb, 3k).
- Went 1-1 with a 6.38 ERA (13 ER/18.1 IP) in 10 games (one start) for Indianapolis.

2016

- Spent season rehabbing from Tommy John surgery.

2015

- Rated by *Baseball America* as the Pirates' No. 17 prospect.
- Pitched in one game with the Pirates and earned his first career win on 4/12, going 5.0 innings allowing two runs on four hits at Milwaukee.
- Following his start, the Pirates optioned him back to Indianapolis on 4/13.
- Went 6-5 with a 4.22 ERA (38 ER/81.0 IP) in 13 starts; also threw two complete games for Indy.
- Appeared in his last game of the season on 6/21 with Indianapolis and was placed on the DL shortly after with an injured right forearm.
- Saw Dr. James Andrews on 7/23 and received a PRP injection in right forearm/elbow.
- Recalled by the Pirates on 9/1 and was placed on the DL; received Tommy John surgery on 11/10.

2014

- Spent the majority of the season with Indianapolis and appeared in six games with Pittsburgh.
- In his time with Indianapolis, he went 11-4 with a 3.03 ERA (42 ER/124.2 IP) in 21 starts.
- Tied his career high in wins while posting the second best WHIP in the International League (1.19).
- Tossed 2.0 scoreless frames in his MLB debut on May 2 vs. Toronto.
- Tossed 2.0 more scoreless innings in his second appearance on May 4 vs. Toronto.
- Suffered his first career loss vs. Chicago (NL) after surrendering four runs in 2.2 innings pitched on 6/10.
- Struck out at least one batter in each of his first six major league appearances.

2013

- Spent most of the season with Double-A Altoona before appearing in one game with Indianapolis.
- Went 11-7 with a 3.37 ERA (51 ER/136.1 IP) in 24 starts overall.
- Pitched a career-high 8.0 innings in a two-hit gem at Harrisburg on 5/6.
- Following his two-hitter at Harrisburg, he threw a complete game vs. Richmond but took the loss after allowing four earned runs on seven hits.
- Took a no-decision in lone start with Indianapolis on 8/30 vs. Louisville (6.0ip, 7h, 3r, 3er, 1bb, 5k).

2012

- Appeared in 32 games and started 17 of them in a full season at Bradenton, where he went 4-6 with two saves and a 3.73 ERA (54 ER/130.1 IP).
- Made his first start vs. Dunedin on 5/18 and pitched 4.0 innings, allowing two runs on three hits while taking a no-decision.
- Registered his first win of the season on 7/4 at Palm Beach, hurling 7.0 shutout frames while allowing six hits.
- Recorded his last win of the year on 8/10 at Palm Beach, throwing 7.0 shutout innings and allowing three hits.

2011

- Spent entire season with Class-A West Virginia and posted his lowest career ERA at 2.43 (18 ER/66.2 IP) with a 5-5 record and a career-high four saves.
- Was the first and only season of his career spent as a full-time reliever.

2010

- Spent the season with Short-Season A State College in the New York-Penn League and finished the year 3-0 with a 3.00 ERA (8 ER/24.0 IP) in 12 games.
- Posted a 21-to-6 strikeout-to-walk ratio.
- Logged his first career win in his professional debut after throwing 2.0 scoreless innings on 7/3 at Williamsport (3h, 0bb, 2k).
- Made his first career start on 7/25 at Mahoning Valley and recorded a no-decision (3.0ip, 4h, 0r, 0er, 0bb, 1k).


AWARDS & HONORS

INT All-Star (Mid, 2014)

EAS All-Star (Mid, 2013)

CAREER PITCHING STATS

YEAR	TEAM	LG	LVL	ORG	W-L	ERA	G	GS	CG	SHO	SV-SVO	IP	H	R	ER	HR	HB	BB-IBB	SO	AVG	WHIP
2010	State College	NYP	A-	PIT	3-0	3.00	12	0	0	0	0-2	24.0	30	10	8	1	0	6-0	21	.309	1.50
2011	WV Power	SAL	A	PIT	5-5	2.43	35	0	0	0	4-6	66.2	51	20	18	5	7	17-0	57	.212	1.02
2012	Bradenton	FSL	A+	PIT	4-6	3.73	32	17	0	0	2-4	130.1	125	63	54	7	11	35-0	93	.255	1.23
2013	Altoona	EAS	AA	PIT	11-7	3.31	23	23	1	0	0-0	130.1	116	54	48	11	9	42-1	67	.242	1.21
2013	Indianapolis	INT	AAA	PIT	0-0	4.50	1	1	0	0	0-0	6.0	7	3	3	1	0	1-0	5	.280	1.33
2014	Indianapolis	INT	AAA	PIT	11-4	3.03	21	21	1	0	0-0	124.2	124	49	42	11	4	24-1	77	.263	1.19
2014	Pittsburgh	NL	MLB	PIT	0-1	7.84	6	0	0	0	0-0	10.1	12	9	9	0	1	5-0	7	.293	1.65
2015	Indianapolis	INT	AAA	PIT	6-5	4.22	13	2	0	0	0-0	81.0	72	41	38	9	0	25-0	48	.237	1.20
2015	Pittsburgh	NL	MLB	PIT	1-0	3.60	1	1	0	0	0-0	5.0	4	2	2	1	0	1-0	5	.222	1.00
INJURY - DID NOT PITCH																					
2016	Bradenton	FSL	A+	PIT	2-0	0.75	6	0	0	0	0-1	12.0	5	1	1	0	0	2-0	14	.119	0.58
2017	Altoona	EAS	AA	PIT	2-3	3.91	10	6	1	0	0-0	48.1	49	21	21	5	1	3-0	40	.259	1.08
2017	Indianapolis	INT	AAA	PIT	1-1	6.38	10	1	0	0	0-1	18.1	28	16	13	0	0	7-1	12	.364	1.91
Minor League Totals					45-31	3.45	163	83	5	0	6-14	641.2	607	278	246	50	32	162-3	434	.251	1.20
Major League Totals					1-1	6.46	7	1	0	0	0-0	15.1	16	11	11	1	1	6-0	12	.271	1.43



EDGAR SANTANA

RH PITCHER

Ht: 6-2

Wt: 200

Bats: Right

Throws: Right

Born: October 16, 1991 in Puerto Plata, D.R.

Opening Day Age: 26

ML Service: 0.048

2018 Baseball America Ranking (PIT): No. 23

Acquired: Signed as a non-drafted free agent on 10/12/13

@edgarsantana_16

Single-Game Bests/Misc.

Complete Games

N/A

Shutouts

N/A

Innings (Start)

N/A

Innings (Relief)

4.0

4/17/16 vs. Lakeland (A+)

Hits Allowed

7

8/14/14 @ DSL Angels (R)

Earned Runs Allowed

5 (3x)

Last - 8/30/16 vs. Toledo (AAA)

Home Runs Allowed

3

5/24/16 vs. Akron (AA)

Strikeouts

5 (2x)

Last - 7/23/15 vs. Brooklyn (A-)

10+ Strikeout Games

N/A

Walks

2 (9x)

Last - 9/15/17 @ Cincinnati (NL)

Winning Streak

2 (2x)

Last - 5/14-18/16 (AA)

Losing Streak

3 (2x)

Last - 6/5-8/16/17 (AAA)

PERSONAL

- Edgar Santana.
- Tabbed by *Baseball America* as having the "Best Slider" in the Pirates farm system prior to the 2017 and 2018 seasons.
- Signed with the Pirates four days before his 22nd birthday.
- Lists Clayton Kershaw as his favorite childhood pitcher.

TRANSACTIONS

- Signed by PIT as a non-drafted free agent on Oct. 12, 2013.
- Had his contract first selected by PIT on June 10, 2017.

2017

- Opened the season with Indianapolis, where he went 1-3 with eight saves and a 2.79 ERA (18 ER/58.0 IP) in 44 games.
- From 4/11-5/21, posted a career-high scoreless streak of 21.2 innings.
- Registered a 0.68 ERA (1 ER/13.1 IP) in nine April games; had a 1.69 ERA (2 ER/10.2 IP) in 10 August outings.
- Had his contract first selected by Pittsburgh on 6/10 and made his MLB debut that night vs. Miami (1.0ip, 3h, 1r, 1er, 0bb, 2k).
- Went 0-0 with a 6.52 ERA (7 ER/9.2 IP) through his first 10 games with Pittsburgh; rebounded by not allowing a run over his final nine big league appearances (8.1ip).
- Made three appearances in the Governors' Cup Semifinals for Indy, allowing just two hits with two strikeouts in 3.0 total innings.
- Appeared in a career-high 66 games between Indy and Pittsburgh (previous high: 43, 2016) and recorded a career-high eight saves (previous high: 4, 2015).
- Six of his eight saves for Indy came at home, where he owned a 2.59 ERA (9 ER/31.1 IP) and 31 strikeouts.

2016

- Spent time with High-A Bradenton, Double-A Altoona and Indianapolis; made 43 appearances between the three levels, tallying a 4-1 record, three saves and a 2.71 ERA (24 ER/79.2 IP).
- Began the year with Bradenton and was scored on only once in his nine outings while pitching at least 2.0 innings in each game.
- Threw a career-high 4.0 innings in a win vs. Lakeland on 4/17.
- Pitched six straight scoreless appearances before surrendering two runs on 4/30 at Jupiter.
- Made his first appearance with Altoona on 5/10, recording a save after pitching 2.0 scoreless innings.
- Made seven straight scoreless appearances to end his stint with Altoona.
- Finished the year with Indianapolis and earned his first Triple-A save on 9/1 vs. Louisville.
- Participated in the Arizona Fall League, making nine appearances while surrendering no runs.
- Was named to the Arizona Fall League All-Prospect Team and an AFL Rising Star.

2015

- Split time with Short-Season A West Virginia and Class-A West Virginia; finished the season 1-0 with four saves and a 3.19 ERA (15 ER/42.1 IP) in 22 games.
- Recorded his only victory of the season on 7/11 at Vermont (2.0ip, 1h, 0r, 1bb, 1k).
- Did not surrender a run in his last five appearances with the Black Bears.
- Picked up saves in back-to-back outings for the Black Bears on 7/31 and 8/3.
- Finished the season with the Power and appeared in a total of eight games, recording one save and a 4.38 ERA (6 ER/12.1 IP).

2014

- Spent his first season with the Pirates organization pitching for the DSL Pirates, going 1-3 with two saves and a 3.66 ERA (8 ER/19.2 IP) in 13 games.
- Picked up both of his saves in back-to-back outings on 7/15 and 7/22.
- Only surrendered three earned runs in his first 15.0 innings of work, good for a 1.80 ERA.
- Recorded his first professional win on 8/19 at DSL Yankees 2.

AWARDS & HONORS

AFL All-Prospect Team (2016)

AFL Rising Stars (2016)

MiLB.com Organization All-Star (2016)

CAREER PITCHING STATS

YEAR	TEAM	LG	LVL	ORG	W-L	ERA	G	GS	CG	SHO	SV-SVO	IP	H	R	ER	HR	HB	BB-IBB	SO	AVG	WHIP
2014	DSL Pirates	DSL	R	PIT	1-3	3.66	13	0	0	0	2-3	19.2	27	12	8	0	1	3-0	11	.342	1.55
2015	West Virginia	NYP	A-	PIT	1-0	2.70	14	0	0	0	3-3	30.0	25	9	9	1	3	5-0	32	.219	1.00
2015	WV Power	SAL	A	PIT	0-0	4.38	8	0	0	0	1-1	12.1	12	6	6	3	0	4-0	16	.255	1.30
2016	Bradenton	FSL	A+	PIT	2-0	0.81	9	0	0	0	0-0	22.1	13	2	2	0	2	2-0	20	.169	0.67
2016	Altoona	EAS	AA	PIT	2-1	2.83	21	0	0	0	2-2	41.1	32	13	13	4	2	11-0	39	.216	1.04
2016	Indianapolis	INT	AAA	PIT	0-0	5.06	13	0	0	0	1-2	16.0	22	9	9	1	0	6-1	12	.328	1.75
2017	Indianapolis	INT	AAA	PIT	1-3	2.79	44	0	0	0	8-9	58.0	62	19	18	4	2	12-0	54	.281	1.28
2017	PITTSBURGH	NL	MLB	PIT	0-0	3.50	19	0	0	0	0-0	18.0	16	8	7	2	1	12-1	20	.239	1.56
Minor League Totals					7-7	2.93	122	0	0	0	17-20	199.2	193	70	65	13	10	43-1	184	.256	1.18
Major League Totals					0-0	3.50	19	0	0	0	0-0	18.0	16	8	7	2	1	12-1	20	.239	1.56



BO SCHULTZ

RH PITCHER

Ht: 6-3

Wt: 220

Bats: Right

Throws: Right

Born: September 25, 1985 in Dallas, Texas

Opening Day Age: 32

ML Service: 2.085

2018 Baseball America Ranking (PIT): N/A

Acquired: Signed as a minor league free agent on 1/5/18

@SchultzBo

Single-Game Bests/Misc.

Complete Games

1
7/20/14 (1) vs. Tacoma (AAA)

Shutouts

N/A

Innings (Start)

8.0
4/22/14 @ Fresno (AAA)

Innings (Relief)

4.2
8/31/14 @ Sacramento (AAA)

Hits Allowed

12
7/25/14 vs. Albuquerque (AAA)

Earned Runs Allowed

11
5/2/14 @ Salt Lake (AAA)

Home Runs Allowed

2 (5x)
Last - 8/19/15 @ Philadelphia (NL)

Strikeouts

8
4/12/14 @ El Paso (AAA)

10 + Strikeout Games

N/A

Walks

7
6/14/14 @ Memphis (AAA)

Winning Streak

4 (2x)
Last - 7/9-9/2/10 (A)

Losing Streak

3
8/5-25/08 (R)

PERSONAL

- Patrick Bowen Schultz, wife's name is Neha and has twin boys: Hook and Nate (1).
- Graduated cum laude from Highland Park (Texas) High School, where he played four years of baseball and three of football.
- 2008 graduate of Northwestern University, where he was named an Academic All-Big Ten selection as a senior.

TRANSACTIONS

- Signed with OAK as an undrafted free agent on June 22, 2008.
- Released by OAK on April 26, 2011.
- Signed with ARI as a minor league free agent on March 8, 2012.
- Had his contract first selected by ARI on Nov. 20, 2013.
- Claimed off waivers by TOR from ARI on Oct. 7, 2014.
- Elected free agency on Nov. 6, 2017.
- Signed with PIT as a minor league free agent on Jan. 5, 2018.

2017

- Did not participate in the 2017 season; recovered from Tommy John surgery.

2016

- Appeared in 26 games for Triple-A Buffalo, going 3-2 with a 3.74 ERA (14 ER/33.2 IP) and earning all three of his wins and both of his saves at home.
- Spent three games with High-A Dunedin, pitching 2.2 innings, allowing three earned runs, striking out three and walking three.
- Pitched 1.2 innings for Double-A New Hampshire and allowed two earned runs on one homer.
- Spent 16 games with Toronto, amassing a 0-1 record, a 5.51 ERA (10 ER/16.1 IP) and a 1.22 WHIP.

2015

- Spent most of the season with Toronto, pitching in 31 games and going 0-1 with a 3.56 ERA (17 ER/43.0 IP) while tossing more than two strikeouts for every walk (31 K, 14 BB).
- Recorded his only MLB save on 7/23 at Oakland.
- Pitched in 16 games for Buffalo, compiling a 2-1 record, 1.69 ERA (4 ER/21.1 IP) and a career-best 1.03 WHIP.
- Notched a win or save in seven straight opportunities with Buffalo from 4/15-5/3.
- Yielded just a .204 average against (47-for-230) all year.

2014

- Spent 28 games (23 starts) with Triple-A Reno, earning a 10-8 record while compiling a 6.18 ERA (93 ER/135.1 IP) and allowing a career-high 17 home runs.
- Threw a complete game on 7/20 vs. Tacoma (7.0ip, 10h, 2r, 1bb, 5k), the only one of his career.
- Earned just one win as a reliever on 8/31 at Sacramento (4.2ip, 4h, 1er, 0bb, 3k).
- Made his MLB debut with Arizona on 3/23 vs. Los Angeles (NL).
- Pitched in four games for Arizona, giving up seven earned runs, striking out five and walking one in 8.0 relief innings.

2013

- Split the season between Double-A Mobile and Reno, going 5-6 with a 3.35 ERA (39 ER/104.2 IP) overall.
- Started 16 of 20 games with Mobile, going 5-4; made no starts in 17 games with Reno.
- Allowed just a .164 opposing average (11-for-67) in Mobile with RISP, but gave up a .440 average (11-for-25) in the same situation with Reno.
- Made six quality starts, going 2-1 with 25 strikeouts and nine walks in those outings.

AWARDS & HONORS

NWL Pitcher of the Week (9/8/09)

2012

- Pitched in 29 games for High-A Visalia, where he went 4-2 with a 4.50 ERA (17 ER/34.0 IP).
- Went 2-3 with a 2.11 ERA (5 ER/21.1 IP) through 17 games with Mobile.
- Did not blow a save with Visalia until 5/18 vs. San Jose, earning eight in a row prior to that date.
- Allowed an earned run in just three games with Mobile, receiving the loss in two.

2011

- Appeared in seven games for High-A Stockton from 4/8-25, racking up a 14.85 ERA (11 ER/6.2 IP).
- Allowed all 11 earned runs in his last four appearances, including a 0.1-inning outing where he allowed six.
- Released by Oakland on 4/26.

2010

- Spent all season with Class-A Kane County, going 6-1 with a 2.87 ERA (24 ER/75.1 IP) and 65 strikeouts.
- Put together two win streaks: a two-game streak from 4/23-28 and a four-game streak from 7/9-9/2.
- Yielded just a .173 average (27-for-156) against opposing right-handed hitters.
- Produced his longest appearance of the season in his last outing on 9/6 (3.1ip, 7h, 5er, 1hr, 0bb, 3k).
- Struck out at least one batter in the first 18 games; had 33 total games with a strikeout all season.

2009

- Spent all season with Short-Season A Vancouver and went 2-3 with a 2.66 ERA (13 ER/44.0 IP).
- Posted the first sub-2.00 ERA in a full month in his career (1.80 [3 ER/15.0 IP], 4 BB, 16 K in August).
- Put together six straight games without a walk from 8/15-9/4, totaling 13.0 innings and 18 strikeouts during the streak.
- Received the loss in his only save opportunity of the season on 7/3 vs. Salem-Keizer (0.0ip, 3h, 3er, 1bb, 0k).
- Did not allow a home run for the second straight season.

2008

- Pitched in 14 games (seven starts) with the AZL Athletics, going 4-3 with a 5.24 ERA (26 ER/44.2 IP).
- Received his first decision in a start on 7/31 vs. AZL Brewers (5.0ip, 7h, 3er, 1bb, 3k) despite earning three prior wins.

YEAR	TEAM	LG	LVL	ORG	W-L	ERA	G	GS	CG	SHO	SV-SVO	IP	H	R	ER	HR	BB	BB-IBB	SO	AWO	WHIP
2008	AZL Athletics	AZL	R	OAK	4-4	5.24	14	7	0	0	0-1	44.2	43	33	26	0	1	25-0	30	25.0	1.52
2009	Vancouver	NOR	A-	OAK	2-3	2.66	26	0	0	0	0-1	44.0	29	19	13	0	4	19-2	48	18.5	1.09
2010	Kane County	MID	A	OAK	6-1	2.87	41	0	0	0	0-1	75.1	57	31	24	2	10	34-3	65	20.8	1.21
2011	Stockton	CAL	A+	OAK	0-0	14.85	7	0	0	0	1-1	6.2	11	14	11	0	1	5-0	4	36.7	2.40
2012	Visalia	CAL	AA	ARI	4-2	4.50	29	0	0	0	11-13	34.0	41	21	17	3	0	10-3	36	29.5	1.50
2012	Mobile	SOU	AA	ARI	2-3	2.11	17	0	0	0	0-1	21.1	20	8	5	0	1	7-1	13	24.4	1.27
2013	Reno	PCL	AAA	ARI	0-2	5.49	17	0	0	0	0-1	19.2	29	12	4	1	7-1	23	34.5	1.83	
2013	Mobile	SOU	AA	ARI	5-4	2.86	20	16	0	0	1-1	85.0	62	29	27	3	7	29-0	52	21.0	1.07
2014	ARIZONA	NL	MLB	ARI	0-1	7.88	4	0	0	0	0-0	8.0	13	7	1	0	1-1	5	38.2	1.75	
2014	Reno	PCL	AAA	ARI	10-8	6.18	28	23	1	0	0-0	135.1	174	109	93	17	4	46-2	82	31.1	1.63
2015	Buffalo	INT	AAA	TOR	2-1	1.69	16	0	0	0	7-10	21.1	15	4	4	1	0	7-1	18	20.3	1.03
2015	TORONTO	AL	MLB	TOR	0-1	3.56	31	0	0	0	1-3	43.0	32	19	17	7	1	14-0	31	20.5	1.07
2016	Dunedin	FSL	A+	TOR	0-0	10.13	3	0	0	0	0-0	2.2	4	4	3	0	0	3-0	3	33.3	2.63
2016	New Hampshire	EAS	AA	TOR	0-0	10.80	2	0	0	0	0-0	1.2	2	2	2	1	0	2-0	3	28.6	2.40
2016	Buffalo	INT	AAA	TOR	3-2	3.74	26	0	0	0	2-3	33.2	30	15	14	2	1	7-0	21	24.8	1.22
2016	TORONTO	AL	MLB	TOR	0-1	5.51	16	0	0	0	0-0	16.1	17	10	10	3	0	3-0	10	28.6	1.22
2017	INJURY - DID NOT PITCH																				
Minor League Totals					38-29	4.30	246	46	1	0	22-33	525.1	517	301	251	33	30	201-13	398	25.7	1.37
Major League Totals					0-3	4.54	51	0	0	0	1-3	67.1	62	36	34	11	1	18-1	46	24.4	1.19



TATE SCIONEUX

RH PITCHER

Ht: 6-1

Wt: 220

Bats: Right

Throws: Right

Born: December 14, 1992 in Reserve, La.

Opening Day Age: 25

ML Service: 0.000

2018 Baseball America Ranking (PIT): N/A

Acquired: Selected by PIT in the 39th round (1,177th overall) of the 2015 MLB June Amateur Draft

@Tatecno_18

Single-Game Bests/Misc.

Complete Games

N/A

Shutouts

N/A

Innings (Start)

N/A

Innings (Relief)

4.1 (2x)

Last - 7/20/16 vs. Clearwater (A+)

Hits Allowed

5 (2x)

Last - 9/1/17 vs. Harrisburg (AA)

Earned Runs Allowed

5

6/27/16 vs. Fort Myers (A+)

Home Runs Allowed

2 (2x)

Last - 5/30/17 vs. Akron (AA)

Strikeouts

5 (2x)

Last - 5/16/16 @ Brevard County (A+)

10+ Strikeout Games

N/A

Walks

3 (2x)

Last - 6/30/17 @ Erie (AA)

Winning Streak

4

4/13-29/17 (AA)

Losing Streak

2 (3x)

Last - 7/29-8/17 (AA)

PERSONAL

- Tate Michael Scioneaux.
- Attended Southeastern Louisiana University, where he was a 2015 All-Southland Conference first-team selection as a junior.
- Tossed three consecutive shutouts to close out the 2015 regular season while stretching his streak to a team-record 36.1 scoreless innings in a row.
- Ranks third in school history in wins (23) and second in strikeouts (260).

TRANSACTIONS

- Selected by PIT (39th round, 1,177th overall) in the 2015 MLB June Amateur Draft.

2017

- Spent all season with Double-A Altoona, amassing a record of 6-5 and 2.39 ERA (22 ER/83.0 IP).
- Struck out 67 batters, the most with a single club in his career.
- Racked up 14 saves, tied for first among Altoona's pitchers (also: Montana DuRapau) as well as fifth among all Eastern League pitchers.
- Recorded four wins and two saves before his first loss on 5/18 at Binghamton.
- Converted all eight save opportunities after the All-Star break, but also went winless.
- Registered at least one strikeout in his first 23 games, striking out 42 hitters during that stretch.
- Began the season red hot, going 4-0 with seven hits and no earned runs allowed in seven games in April.
- Produced a WHIP below 1.00 (0.99) for the third season in a row.
- Put together five multi-strikeout games in both May and June, including three straight from 6/10-16.
- Fanned all three batters in a 1.0-inning effort in Game 3 of the EL Championship series, earning the save and giving Altoona the title.

2016

- Split the season between Class-A West Virginia, where he went 1-0 with a 1.13 ERA (2 ER/16.0 IP), and High-A Bradenton, where he went 4-3 with a 3.06 ERA (23 ER/67.2 IP).
- Allowed just a .173 average (18-for-104) against opposing hitters with runners on base, including six extra-base hits and 20 runs.
- Pitched better before the All-Star break (1.55 ERA [7 ER/40.2 IP], .135 opposing average [19-for-141], 13 BB, 53 K) than he did after the break (3.77 ERA [18 ER/43.0 IP], .244 opposing average [40-for-164], 10 BB, 35 K).
- Earned a save in all three of his chances with West Virginia but only notched two in three tries with Bradenton.
- Recorded a career-high 26 games with multiple strikeouts, tossing at least three in each of the seven games he pitched for West Virginia.
- Threw a strike on 65 percent of his pitches with Bradenton, leading to a strikeout-to-walk ratio of more than 3:1 (64 K, 18 BB).
- Notched all three saves with the Power on the road, but picked up his only win at home.
- Did not allow an earned run in two-plus straight games nine times all season, including a season-high five-game streak from 5/12-28.
- Gave up a .178 batting average (21-for-118) against opposing lefties across both leagues.
- Appeared in two postseason games for Bradenton (3.1 IP, 3 H, 0 ER, 1 BB, 2 K), winning the Florida State League Championship with the Marauders.

2015

- Spent 10 games with Short-Season A West Virginia, posting a 1-0 record with two saves and a career-best 1.99 ERA (5 ER/22.2 IP).
- Surpassed 4.0 innings for the first time in his professional career on 9/2 vs. Williamsport (W, 4.1ip, 2h, 0r, 0bb, 5k).
- Allowed a three-RBI triple against the only batter he faced with the bases loaded.
- Recorded at least one strikeout in all 10 appearances, recording three or more in half of them.
- Made almost all his appearances in August (7 G, 2.76 ERA [5 ER/16.1 IP], 2 SV, 3 BB, 19 K).
- Pitched 5.1 innings in the Black Bears' run at a New York-Penn League Championship, earning one save, allowing no earned runs and striking out nine.

AWARDS & HONORS

MiLB.com Organization All-Star (2017)

CAREER PITCHING STATS

YEAR	TEAM	LG	LVL	ORG	W-L	ERA	G	GS	CG	SHO	SV-SVO	IP	H	R	ER	HR	HB	BB-IBB	SO	AVG	WHIP
2015	WV Black Bears	NYP	A-	PIT	1-0	1.99	10	0	0	0	2-4	22.2	16	6	5	1	1	3-0	28	.198	0.84
2016	WV Power	SAL	A	PIT	1-0	1.13	7	0	0	0	3-3	16.0	5	3	2	0	0	5-0	24	.094	0.63
2016	Bradenton	FSL	AA	PIT	4-3	3.06	32	0	0	0	2-3	67.2	54	24	23	7	7	18-0	64	.214	1.06
2017	Altoona	EAS	AA	PIT	6-5	2.39	47	0	0	0	14-17	83.0	67	27	22	4	2	15-0	67	.219	0.99
Minor League Totals					12-8	2.47	96	0	0	0	21-27	189.1	142	60	52	12	10	41-0	183	.205	0.97



KEVIN SIEGRIST

Ht: 6-5 **Wt:** 230 **Bats:** Left **Throws:** Left

Born: July 20, 1989 in Buffalo, N.Y.
Opening Day Age: 28
ML Service: 4.116
2018 Baseball America Ranking (PIT): N/A
Acquired: Signed as a minor league free agent on 2/24/18

LH PITCHER

@KevinSiegrist

Single-Game Bests/Misc.

Complete Games
N/A

Shutouts
N/A

Innings (Start)
7.0 (5x)

Last - 8/20/12 vs. Corpus Christi (AA)

Innings (Relief)
5.0

5/7/11 @ Wisconsin (A)

Hits Allowed
9

5/18/11 @ Peoria (A)

Earned Runs Allowed
5 (3x)

Last - 7/6/12 @ Frisco (AA)

Home Runs Allowed
2 (2x)

Last - 7/6/12 @ Frisco (AA)

Strikeouts
10

9/1/11 vs. St. Lucie (A+)

10+ Strikeout Games
1

9/1/11 vs. St. Lucie (A+)

Walks
6

8/20/11 @ Jupiter (A+)

Winning Streak
6

5/12-7/30/12 (A+)

Losing Streak
3 (2x)

Last - 7/25-9/16/14 (NL)

PERSONAL

- Kevin Ryan Siegrist.
- Played college baseball at Palm Beach Community College.
- 2007 graduate of Wellington (Fla.) High School.
- Is an avid ice hockey fan and supports the Buffalo Sabres.

TRANSACTIONS

- Selected by STL (41st round, 1,235th overall) in the 2008 MLB June Amateur Draft.
- Had his contract first selected by STL on Nov. 20, 2012.
- Claimed off waivers by PHI from STL on Sept. 2, 2017.
- Elected free agency on Oct. 5, 2017.
- Signed with PIT as a minor league free agent on Feb. 24, 2018.

2017

- Spent most of his season with St. Louis, going 1-1 with a 4.98 ERA (19 ER/34.1 IP) in 39 relief appearances.
- Put together his best ERA (3.18, 4 ER/11.1 IP) and strikeout-to-walk ratio (13 K, 2 BB) in a single month with the Cardinals in May.
- Also appeared with High-A Palm Beach and Double-A Springfield, pitching five games across the two leagues.
- Spent all of September with the Phillies, compiling a 3.60 ERA (2 ER/5.0 IP) in seven games.

2016

- Spent the entire season with St. Louis, pitching in 67 games and going 6-3 with three saves and a 2.77 ERA (19 ER/61.2 IP).
- Did not register a loss until 6/7 at Cincinnati (0.1ip, 1h, 1er, 1hr, 0bb, 0k).
- Allowed a .180 average (.27-for-150) against opposing righties.
- Went 3-0 when throwing 1.0-plus inning (did so five times).

2015

- Pitched in a career-high 81 games with the Cardinals, going 7-1 with a 2.17 ERA (18 ER/74.2 IP) and six saves.
- Eclipsed double-digit strikeouts in every month for the only time in his career, accumulating a career-best 90.
- Held opponents to a .130 average (14-for-108) with runners on base.
- Filled the role of setup man, appearing mostly in the eighth inning (2.75 ERA, 12 ER/39.1 IP).

2014

- Began the season with St. Louis, making 23 appearances up through 5/23.
- Rehabbed with Springfield for five games and was optioned to Triple-A Memphis in August.
- Produced a 0.79 ERA (1 ER/11.1 IP) in the minors.
- Last three of his last 14 appearances with St. Louis.

2013

- Appeared in 13 games for Springfield, going 1-1 with a save and 2.25 ERA (5 ER/20.0 IP).
- Lasted a season-high 3.0 innings on 5/16 with Springfield (0h, 0er, 2bb, 4k).
- Made the jump to Triple-A in May, pitching in five games with Memphis (1-0, 1.17 ERA [1 ER/7.2 IP]).
- Made MLB debut on 6/6; pitched in 45 games for St. Louis.
- Put together a career-best 0.45 ERA (2 ER/39.2 IP) with St. Louis and allowed just one homer.

2012

- Split the season between Palm Beach and Springfield, overall posting a 7-2 record with a 2.77 ERA (27 ER/87.2 IP) and a 1.03 WHIP.
- Did not lose a game in High-A (6-0, 2.28 ERA [14 ER/55.1 IP], 33 H, 41 K).
- Made just three relief appearances all season, all with Springfield (3.18 ERA [2 ER/5.2 IP], 6 H, 0 BB).
- Allowed a .188 average (21-for-112) with runners on.

2011

- Split the year between Class-A Quad Cities and Palm Beach and went 8-4 with a 2.26 ERA (27 ER/107.1 IP) and a career-high 45 walks.
- Started red hot in April (3-0, 0.50 ERA [1 ER/18.0 IP], 6 BB, 14 K).
- Produced two winning streaks with Quad Cities: a three-game streak from 4/11-4/25 and a five-game streak from 5/7-5/30.
- Named Midwest League Player of the Month in May (5-1, 1.47 ERA [6 ER/36.2 IP], 9 BB, 20 K).

2010

- Split the season between Rookie-Advanced Johnson City and Short-Season A Batavia, going 4-4 overall and compiling a 4.02 ERA (24 ER/53.2 IP).
- Produced his highest groundout-to-flyout ratio as a starting pitcher (1.76).
- Received a decision in every appearance with Johnson City, earning a 4-3 record with the club.
- Pitched better on the road (3-0, 2.22 ERA [6 ER/24.1 IP], 1 HR, 9 BB, 22 K).

2009

- Spent the whole season with Batavia and went 1-0 with two saves and a 3.86 ERA (12 ER/28.0 IP).
- Did not receive a decision in any of his four starts.
- Allowed two home runs in a game for the first time in his career on 8/31 against State College (BS, 3.0 IP, 6 H, 4 ER, 2 BB, 0 K).

2008

- Appeared in seven games with the GCL Cardinals, going 0-0 with a 1.38 ERA (2 ER/13.0 IP) and 11 strikeouts.
- Posted the best WHIP in a single season in his career in his first professional season (0.46).
- Did not allow a hit against left-handed hitters in 11 at-bats and gave up just three hits against righties.

AWARDS & HONORS

MLB.com Organization All-Star (2011)

MLB.com MID Player of the Month (5/2011)

CAREER PITCHING STATS

YEAR	TEAM	LG	LVL	ORG	W-L	ERA	G	GS	CG	SHO	SV-SVO	IP	H	R	ER	HR	HB	BB-IBB	SO	AVG	WHIP
2008	GCL Cardinals	GCL	R	STL	0-0	3.78	7	2	0	0	0-0	13.0	3	3	2	0	1	3-0	11	0.070	
2009	Batavia	NYP	A-	STL	1-0	3.86	10	4	0	0	0-3	28.0	30	14	12	4	5	11-0	23	0.273	
2010	Batavia	NYP	A-	STL	0-1	7.29	7	4	0	0	0-0	21.0	24	17	17	1	3	16-0	14	0.282	
2010	Johnson City	APP	R	STL	4-3	1.93	7	5	0	0	0-0	32.2	28	12	7	3	4	6-0	31	0.237	
2011	Quad Cities	MID	A	STL	8-1	1.15	9	8	0	0	0-0	54.2	38	12	7	1	0	15-0	34	0.194	
2011	Palm Beach	FSL	A+	STL	3-1	3.42	11	1	0	0	0-0	52.2	44	22	20	3	2	20-0	45	0.232	
2012	Palm Beach	FSL	A+	STL	6-0	2.28	10	10	0	0	0-0	55.1	33	18	14	3	6	22-0	41	0.173	
2012	Springfield	TEX	AA	STL	1-2	3.62	8	5	0	0	0-0	32.1	26	14	13	4	5	9-0	27	0.218	
2013	Springfield	TEX	AA	STL	1-1	2.25	13	0	0	0	1-1	20.0	8	5	5	2	1	7-0	35	0.121	
2013	Memphis	PCL	AAA	STL	1-0	1.17	7	0	0	0	0-0	17.2	3	2	0	0	0	3-0	9	0.111	
2013	ST. LOUIS	NL	MLB	STL	3-1	0.45	45	0	0	0	0-0	39.2	17	2	2	2	1	1-0	50	0.128	
2014	Springfield	TEX	AA	STL	0-0	0.00	5	0	0	0	0-0	4.2	4	0	0	0	0	3-0	3	0.222	
2014	Memphis	PCL	AAA	STL	0-0	1.35	6	0	0	0	1-1	6.2	3	1	1	0	0	3-0	11	0.130	
2014	ST. LOUIS	NL	MLB	STL	1-4	6.82	37	0	0	0	0-1	30.1	32	23	23	5	2	16-0	37	0.267	
2015	ST. LOUIS	NL	MLB	STL	7-1	2.17	81	0	0	0	6-10	74.2	53	20	18	4	3	34-2	90	0.190	
2016	ST. LOUIS	NL	MLB	STL	6-3	2.77	67	0	0	0	3-8	61.2	42	20	19	10	1	26-2	66	0.193	
2017	Springfield	TEX	AA	STL	0-0	9.00	2	0	0	0	0-0	2.0	4	2	2	2	0	1-0	2	0.400	
2017	ST. LOUIS	NL	MLB	STL	1-1	4.98	39	0	0	0	1-1	34.1	35	19	19	4	1	20-2	36	0.271	
2017	Palm Beach	FSL	A+	STL	0-1	3.00	3	0	0	0	0-0	3.0	3	1	1	0	0	2-0	3	0.250	
2017	PHILADELPHIA	NL	MLB	PHI	0-0	3.60	7	0	0	0	0-0	5.0	4	2	2	1	0	2-0	7	0.211	
Minor League Totals					22-12	2.75	103	52	0	0	4-5	333.2	251	124	102	21	27	131-0	289	0.208	
Major League Totals					18-10	3.04	276	0	0	0	10-20	245.2	183	86	83	25	8	116-7	286	0.206	



JOSH SMOKER

LH PITCHER**Ht:** 6-2**Wt:** 255**Bats:** Left**Throws:** Left**Born:** November 26, 1988 in Calhoun, Ga.**Opening Day Age:** 29**ML Service:** 1.046**2018 Baseball America Ranking (PIT):** N/A**Acquired:** Trade (NYM) on 1/31/18 in exchange for LHP Daniel Zamora and cash considerations

@Josh_Smoker

Single-Game Bests/Misc.

Complete Games

N/A

Shutouts

N/A

Innings (Start)

6.0 (3x)

Last - 7/18/10 vs. Rome (A)

Innings (Relief)

4.0 (2x)

Last - 6/13/17 vs. Chicago (NL)

Hits Allowed

11

7/24/10 vs. West Virginia (A)

Earned Runs Allowed

8

7/24/10 vs. West Virginia (A)

Home Runs Allowed

3

4/30/10 vs. Augusta (A)

Strikeouts

8 (3x)

Last - 6/4/10 @ Asheville (A)

10 + Strikeout Games

N/A

Walks

6

6/27/10 vs. Hickory (A)

Winning Streak

3 (3x)

Last - 8/29-9/23/16 (NL)

Losing Streak

7

4/9-6/14/10 (A)

PERSONAL

Joshua M. Smoker, wife's name is Nicole.

2007 graduate of Calhoun (Ga.) High School, where he was named the Gatorade Player of the Year in Georgia his senior year; was 13-0 and a 1.24 ERA as a senior to help Calhoun win the Georgia 2A State Championship.

Rated as the 11th-best pitching prospect in the 2007 First-Year Player Draft and participated in the All-American game following his junior year.

Committed to Clemson before signing with Washington.

TRANSACTIONS

Selected by WSH (1st round, 31st overall) in the 2007 MLB June Amateur Draft.

Elected free agency on Nov. 5, 2013.

Signed with NYM as a minor league free agent on April 2, 2015.

Had his contract first selected by NYM on Nov. 5, 2015.

Traded from NYM to PIT on Jan. 31, 2018 in exchange for LHP Daniel Zamora and cash considerations.

2017

- Pitched in seven minor league games: one with Double-A Binghamton (0 ER/1.0 IP), two with Triple-A Las Vegas (1 ER/8.2 IP) and four with High-A St. Lucie (2 ER/4.1 IP).
- Spent the majority of the season with the Mets, compiling a 1-2 record and a 5.11 ERA (32 ER/56.1 IP) in 54 games.
- Lasted 4.0 innings on 6/13 vs. Chicago (NL) (6h, 3er, 1hr, 4bb, 5k).
- Recorded a 1.59 ERA in September (2 ER/11.1 IP).

2016

- Made 52 relief appearances for Las Vegas, going 3-2 with a 4.11 ERA (26 ER/57.0 IP).
- Reached 20-plus strikeouts in consecutive months in June (21 K) and July (20 K).
- Made his major league debut on 8/19 at San Francisco (0.1ip, 2h, 1er, 0bb, 0k).
- Earned a win in all three decisions he received with the Mets and accumulated a 4.70 ERA (8 ER/15.1 IP) in 20 games.

2015

- Split the season between Class-A Savannah, St. Lucie and Binghamton, going 3-0 with a 3.12 ERA (17 ER/49.0 IP) and 60 strikeouts.
- Notched one win and four saves in five of his final seven appearances in St. Lucie.
- Yielded a .202 batting average (24-for-119) against opposing right-handers all season, striking out 39.
- Posted a 3.03 ERA (13 ER/38.2 IP) when pitching in the eighth and ninth innings.

2014

- Pitched in 28 games for Rockford of the independent Frontier League after recovering from surgery.
- Went 1-0 and produced a 4.03 ERA (13 ER/29.0 IP).
- Struck out 29 batters, walked 23 and allowed 29 hits, four of them homers.

2013

- Had surgery done by Dr. James Andrews on a torn rotator cuff and labrum, forcing him to miss the entire 2013 season.

2012

- Appeared in two games each for the GCL Nationals, Class-A Hagerstown and High-A Potomac and went 1-1 overall with a career-worst 7.45 ERA (8 ER/9.2 IP).

2011

- Spent all season with Potomac and went 5-2 with two saves and a 2.31 ERA (13 ER/50.2 IP).
- Pitched most frequently as the setup man (11.2 IP in the eighth inning, 15.2 IP in the ninth inning) with 26 strikeouts and just five earned runs allowed.
- Posted a sub-1.50 ERA in the first two months of the season (1.35 [1 ER/6.2 IP] in April, 1.46 [2 ER/12.1 IP] in May).
- Produced two win streaks, both lasting two games: one from 6/5-7/11 and the other from 8/10-16.

2010

- Spent the whole year with Hagerstown, going 3-10 and registering a 6.50 ERA (66 ER/91.1 IP).
- Lost seven of his first 11 starts, recording his first win on 6/19 at West Virginia (5.0ip, 2h, 1er, 3bb, 5k).
- Posted a substantially better ERA after becoming a reliever (1.35, 2 ER/13.1 IP) than he did as a starter (7.38, 64 ER/78.0 IP).
- Allowed the highest WHIP of his career (1.77) and the lowest groundout-to-flyout ratio in a minor league season in his career (0.73).

2009

- Appeared in 10 games with the GCL Nationals, going 4-2 and producing a 3.38 ERA (16 ER/42.2 IP).
- Won three consecutive starts from 8/5-19.
- Made his lone quality start and got the win on 8/11 at GCL Marlins (6.0ip, 4h, 0er, 0bb, 1k).

2008

- Split the season between the GCL Nationals and Hagerstown, compiling a 2-5 record and 5.48 ERA (27 ER/44.1 IP).
- Lost all four games with Hagerstown at home, surrendering 21 earned runs in 14.0 innings and walking eight.
- Gave up two hits in two at-bats with the bases loaded, including a grand slam and seven total RBI.
- Underwent his first shoulder surgery to repair a bone spur.

2007


- Pitched in only two games for Short-Season A Vermont, starting both games and amassing a 4.50 ERA (2 ER/4.0 IP).

AWARDS & HONORS

N/A

CAREER PITCHING STATS

YEAR	TEAM	LYG	LVL	ORG	W-L	ERA	G	GS	CG	SHO	SV-SVO	IP	H	R	ER	HR	HB	BB-IBB	SO	AVG	WHIP
2007	Vermont	NYP	A-	WSH	0-0	4.50	2	0	0	0	0-0	4.0	2	2	2	0	1	3-0	5	.167	1.25
2008	Hagerstown	SAL	A	WSH	0-4	11.50	5	0	0	0	0-0	18.0	31	27	23	5	1	9-0	21	.360	2.22
2008	GCL Nationals	GCL	R	WSH	2-1	1.37	6	0	0	0	0-0	26.1	20	11	4	0	1	13-0	16	.213	1.25
2009	GCL Nationals	GCL	R	WSH	4-2	3.38	10	9	0	0	0-0	42.2	46	17	16	2	2	10-0	31	.275	1.31
2010	Hagerstown	SAL	A	WSH	3-10	6.50	30	19	0	0	0-1	91.1	106	73	66	15	4	56-1	92	.300	1.71
2011	Potomac	CAR	A+	WSH	5-2	2.31	46	0	0	0	2-4	50.2	32	13	4	0	3	37-3	56	.181	1.36
2012	Potomac	CAR	A+	WSH	0-0	10.80	2	0	0	0	0-0	1.2	2	2	2	0	2	1-0	2	.286	1.80
2012	GCL Nationals	GCL	R	WSH	1-0	1.80	2	0	0	0	0-0	5.0	3	1	1	0	1	1-0	3	.188	0.80
2012	Hagerstown	SAL	A	WSH	0-1	15.00	2	0	0	0	1-1	3.0	3	5	5	1	0	2-0	1	.300	2.33
2015	Savannah	SAL	A	NYM	0-0	8.10	6	0	0	0	0-0	1.0	2	1	6	6	0	4-0	8	.355	1.95
2015	St. Lucie	FSL	A+	NYM	1-0	1.69	14	0	0	0	0-0	21.1	15	4	1	0	0	6-1	26	.156	0.84
2015	Binghamton	EAS	AAA	NYM	1-0	3.00	21	0	0	0	0-0	21.0	16	8	7	0	0	11-0	26	.213	1.29
2016	Las Vegas	PCL	AAA	NYM	3-2	4.11	52	0	0	0	3-5	57.0	66	32	26	5	0	18-1	81	.287	1.47
2016	New York	NL	MLB	NYM	3-0	4.70	20	0	0	0	0-0	15.1	16	10	8	4	1	4-1	25	.267	1.30
2017	Binghamton	EAS	AAA	NYM	0-0	0.00	1	0	0	0	0-0	0.0	0	0	0	0	0	2-0	2	.000	0.00
2017	Las Vegas	PCL	AAA	NYM	0-0	1.04	2	0	0	0	0-0	8.2	4	2	1	0	0	2-0	8	.138	0.69
2017	St. Lucie	FSL	A+	NYM	0-1	4.15	4	1	0	0	0-0	4.1	6	2	2	0	0	0-0	3	.316	1.38
2017	NE W YORK	NL	MLB	NYM	1-2	5.11	54	0	0	0	0-0	56.1	64	34	32	10	3	32-7	68	.282	1.70
	Minor League Totals				21-23	4.42	205	44	0	0	15-22	362.2	362	209	178	33	15	173-6	381	.261	1.48
	Major League Totals				4-2	5.02	74	0	0	0	0-0	71.2	80	44	40	14	4	36-8	93	.279	1.62



JACOB STALLINGS

CATCHER

Ht: 6-5 Wt: 225 Bats: Right Throws: Right

Born: December 22, 1989 in Lawrence, Kan.

Opening Day Age: 28

ML Service: 0.075

2018 Baseball America Ranking (PIT): N/A

Acquired: Selected by PIT in the 12th round (226th overall) of the 2012 June Amateur Draft

Single-Game Bests/Misc.

Hits	4 (3x)
Last - 5/31/16 vs. Rochester (AAA)	
Home Runs	2 (2x)
Last - 5/31/16 vs. Rochester (AAA)	
RBI	7
5/31/16 vs. Rochester (AAA)	
Runs	3 (2x)
Last - 7/28/13 @ Brevard County (A+)	
Stolen Bases	1 (10x)
Last - 8/15/17 @ Buffalo (AAA)	
Walks	3 (3x)
Last - 7/6/17 @ Columbus (AAA)	
Hit Streak	11
7/26-8/21/17 (AAA)	
Grand Slams	1
8/24/14 @ Palm Beach (A+)	
Multi-home Games	2
Last - 5/31/16 vs. Rochester (AAA)	

PERSONAL

- Jacob Daniel Stallings, wife's name is Amy Beth and has one son, Emmitt (1).
- Played baseball at the University of North Carolina, where he set a single-season Tar Heel record for baserunners thrown out (32) his junior year in 2011 (third-most in NCAA that year).
- 2008 graduate of Brentwood Academy (Brentwood, Tenn.). His father, Kevin, has been head coach of the University of Pittsburgh (2016-18), Vanderbilt University (1999-2016) and Illinois State University (1993-99) men's basketball programs.

TRANSACTIONS

- Selected by PIT (12th round, 226th overall) in the 2012 MLB June Amateur Draft.
- Had his contract first selected by PIT on June 19, 2016.

2017

- Was on Indy's Opening Day roster and hit a career-best .301 (65-for-216) with 16 doubles, four home runs and 38 RBI in 62 games.
- Had his contract selected by Pittsburgh on 6/7 and hit .286 (2-for-7) with one double in two starts before being optioned back to Indy on 6/18.
- Drew three walks for the third time in his career on 7/6 at Columbus; went 3-for-3 with a home run, two doubles and four RBI in Indy's 21-1 win at Columbus.
- Hit .409 (27-for-66) with a home run, seven doubles and 18 RBI in 18 games between August and September.
- Reached base safely in each of his last 24 regular-season games with Indy; hit safely in 21 of his last 22 contests to raise his average from .248 on 7/26 to .301 on 9/4.
- His 24-game on-base streak tied Erich Weiss for the longest by a Tribesmen in 2017; also tied for ninth longest in the International League.
- Hit .397 (31-for-78) in his final 22 regular-season games; that average was second best among Triple-A players with 30-plus hits from 7/26-9/4.
- Also established a career high in RBI (41).
- Threw out 37% (20-of-54) of would-be basestealers and committed just two errors in 517 total chances with Indy (.996 fielding percentage).
- Posted a career-high hitting streak of 11 games from 7/26-8/21 (previous high: 9, 7/18-7/12).
- Batted .338 (23-for-68) with one home run, seven doubles and 33 RBI with runners in scoring position.
- Hit .333 (33-for-99) in 27 road games; .274 (32-for-117) in 35 home contests.

2016

- Spent most of the season with Indianapolis; was selected by Pittsburgh on 6/19 and again selected on 9/13.
- Set career highs in games played (85) and doubles (18).
- Hit .214 (55-for-257) with six home runs, 28 RBI and 23 runs scored in 80 games for Indy.
- Put together single-game bests in hits (4), home runs (2) and RBI (7) on 5/31 vs. Rochester.
- Contract was selected by Pittsburgh on 6/19 and made his MLB debut starting at catcher that same night.
- Recorded his first MLB hit and RBI off San Francisco's Johnny Cueto during his second start on 6/21.
- Was optioned back to Indianapolis on 6/24 and was designated for assignment on 7/5.
- Outrighted to Indy on 7/6 and hit .298 (14-for-47) in his last 14 games, including a 7-for-15 mark (.467) over five games in September.

- Contract selected by the Pirates again on 9/13 when Chris Stewart went on the DL; finished the season with the Pirates and in five games overall, posted a .400 average (6-for-15) with two RBI.
- Delivered a pinch-hit, walk-off single against Washington on 9/23.
- Collected six hits in his last nine at-bats with the Pirates.

2015

- Appeared in 74 games at Double-A Altoona and hit .275 (73-for-265) with 14 doubles, 32 RBI, 25 runs scored and a career-high four stolen bases.
- Dazzled behind the plate, throwing out 37% of the runners that attempted to steal on him, the second-highest percentage in the Eastern League.
- Made a pitching appearance for the Curve vs. New Hampshire and retired the only batter he faced.

2014

- Spent the season with High-A Bradenton and batted .241 (51-for-212) with four home runs and 30 RBI in 68 games.
- Hit the only grand slam of his career at Palm Beach on 8/24.
- Led the Florida State League with eight double plays turned behind the plate.

2013

- Played in a career-high 78 games with Bradenton and hit .219 (55-for-251) with six home runs and 23 RBI.
- Registered his first career multi-home run game vs. Fort Myers on 8/16.

2012

- Made his professional debut with Short-Season A State College and hit .230 (52-for-226) with 19 extra-base hits and 30 RBI in 66 games.
- Was named to the New York-Penn League midseason All-Star Team.
- Threw out 36% of runners that attempted to steal on him, ranking fourth among NYPL catchers.
- Went 1-for-1 in his lone at-bat with Altoona on 9/2 at Erie.


AWARDS & HONORS

MLB.com Organization All-Star (2017)

NYL All-Star (Mid, 2012)

CAREER BATTING STATS

YEAR	TEAM	LG	LVL	ORG	AVG	G	AB	R	H	2B	3B	HR	RBI	BB	IBB	SO	SB	CS	OBP	SLG	OPS	SF	SAC	HBP	GIDP
2012	Altoona	EAS	AA	PIT	1.000	1	1	0	1	0	0	0	0	0	0	0	0	0	1.000	1.000	2.000	0	0	0	0
2012	State College	NYPL	A+	PIT	.230	66	226	26	52	16	2	1	30	32	1	73	2	0	.324	.332	.656	3	1	3	3
2013	Bradenton	FSL	A+	PIT	.219	78	251	36	55	16	2	6	23	45	0	62	1	1	.352	.371	.723	1	2	7	12
2014	Bradenton	FSL	A+	PIT	.241	68	212	22	51	11	0	4	30	28	0	52	1	2	.332	.349	.681	2	5	2	1
2015	Altoona	EAS	AA	PIT	.275	74	265	25	73	14	1	3	32	15	0	64	4	1	.313	.370	.683	8	1	3	7
2016	Indianapolis	INT	AAA	PIT	.214	80	257	23	55	17	0	6	28	11	1	66	0	1	.252	.350	.602	0	5	2	2
2016	PITTSBURGH	NL	MLB	PIT	.400	5	15	0	6	1	0	0	2	0	0	4	1	0	.400	.467	.867	0	0	0	0
2017	Indianapolis	INT	AAA	PIT	.301	62	216	35	65	16	0	4	38	17	1	30	1	2	.358	.431	.789	3	3	4	5
2017	PITTSBURGH	NL	MLB	PIT	.357	5	14	3	5	2	0	0	2	0	0	2	0	0	.438	.500	.938	0	0	0	0
	Minor League Totals				.246	429	1428	167	352	90	5	24	181	148	3	347	9	7	.322	.367	.689	17	19	19	30
	Major League Totals				.379	10	29	3	11	3	0	0	5	2	1	6	1	0	.419	.483	.902	0	0	0	0



JOHN STILSON

RH PITCHER

Ht: 6-3

Wt: 205

Bats: Right

Throws: Right

Born: July 28, 1990 in Texarkana, Texas

Opening Day Age: 27

ML Service: 0.000

2018 Baseball America Ranking (PIT): N/A

Acquired: Signed as a minor league free agent on 12/18/18

@JayStilly12

Single-Game Bests/Misc.

Complete Games

N/A

Shutouts

N/A

Innings (Start)

5.0 (12x)

Last - 7/17/12 @ New Britain (AA)

Innings (Relief)

3.0 (2x)

Last - 5/17/17 vs. Syracuse (AAA)

Hits Allowed

10

5/12/12 vs. Clearwater (A+)

Earned Runs Allowed

5 (2x)

Last - 7/27/12 (2) @ Altoona (AA)

Home Runs Allowed

2 (2x)

Last - 5/26/17 @ Charlotte (AAA)

Strikeouts

7 (2x)

Last - 7/27/12 (2) @ Altoona (AA)

1B + Strikeout Games

N/A

Walks

4

7/1/12 @ Reading (AA)

Winning Streak

4

4/25-7/17/16 (AA)

Losing Streak

4

4/11-6/24/17 (AAA)

PERSONAL

• John Jacob Stilson.

• Pitched at Texarkana Junior College before transferring to Texas A&M; posted a combined 14-3 record, 1.27 ERA and 206 strikeouts in 48 appearances (13 starts) while pitching at Texas A&M in 2011 and 2012.

• 2008 graduate of Texarkana High School, where he played baseball, football and basketball.

• Did not pitch in high school (was a shortstop).

TRANSACTIONS

• Selected by MIN (19th round, 582nd overall) in the 2009 MLB June Amateur Draft, but did not sign.

• Selected by TOR (3rd round, 108th overall) in the 2011 MLB June Amateur Draft.

• Elected free agency on Nov. 6, 2017.

• Signed with PIT as a minor league free agent on Dec. 18, 2017.

2017

- Spent the majority of the season with Triple-A Buffalo, appearing in 34 games and going 2-4 with a 3.14 ERA (17 ER/48.2 IP).
- Pitched out of the bullpen in four games for Double-A New Hampshire, going 0-1 with a 3.60 ERA (2 ER/5.0 IP).
- Did not earn a win until 7/23, registering all five losses prior to beating Louisville for his first victory of the season.
- Turned all three save opportunities into a save or win.
- Appeared on the DL twice in 2017, his sixth straight season with an injury.
- Retired every batter he faced in eight relief appearances throughout the season.
- With Buffalo, allowed a .256 opposing average (11-for-43), seven extra-base hits and a .882 OPS to batters leading off an inning.
- Posted the lowest groundout-to-flyout ratio of his career (0.59).

2016

- Appeared in 35 total games, 34 with New Hampshire (4-1, 3.88 ERA [21 ER/48.2 IP]) and one with Buffalo (0-0, 0.00 ERA [0 ER/1.0 IP]).
- Produced his best month in April (1-0, 1.93 ERA [2 ER/9.1 IP], 5 BB, .097 opposing average [3-for-31]).
- Did not record a loss until 8/28 at Reading (1.0ip, 2h, 3r, 3er, 3bb, 1k), his next to last appearance of the season.
- Appeared mainly as a setup man and allowed a 2.94 ERA (11 ER/33.2 IP), 24 hits, one homer, 14 walks and struck out 27 batters in the seventh and eighth innings combined.
- Put up similar numbers at home (4.01 ERA [11 ER/24.1 IP], 22 H, 10 BB, 19 K) and on the road (3.75 ERA [10 ER/24.0 IP], 20 H, 13 BB, 22 K), but all four decisions (four wins, one loss) came on the road.
- Did not allow an earned run in a season-high eight straight games from 4/19-5/14, winning two games during that stretch.

2015

- Pitched in one game with High-A Dunedin, allowing two earned runs in 1.1 innings and striking out four.
- Missed all remaining games of the season due to his second surgery for a torn labrum.

2014

- Ranked by *Baseball America* as Toronto's 21st-best prospect ahead of the season.
- Spent all season with Buffalo, going 2-0 and producing a 3.18 ERA (12 ER/34.0 IP).
- Gave up at least one earned run in five of his eight appearances in April, including a 0.1 inning outing on 4/24 where he surrendered four earned runs on four hits.
- Performed his best in May (1.04 ERA [2 ER/17.1 IP], 13 H, 21 K, 7 BB).
- Appeared in his final game on 6/24 before being placed on the DL for shoulder pain.

2013

- Named the Blue Jays' No. 7 prospect, according to *Baseball America*.
- Pitched primarily for Buffalo, amassing a 2.09 ERA (11 ER/47.1 IP) as well as a 6-2 record and four saves.
- Spent two games with New Hampshire, allowing an earned run in 2.1 innings of work.
- Began the season on the DL and didn't pitch in a game until 5/19.
- Stymied opposing left-handed hitters to the tune of a .164 batting average (12-for-73), three runs allowed, one RBI, six walks and 21 strikeouts.
- Received all his decisions in June (2-1) and August (4-1), but posted his lowest monthly ERAs in May (1.29, 1 ER/7.0 IP) and July (1.80, 2 ER/10.0 IP).
- Posted his highest strikeout-to-walk ratio in a season in his career at more than 3:1 (53 K, 15 BB).

2012

- Rated as Toronto's 26th-best prospect by *Baseball America*.
- Split the season between Dunedin and New Hampshire, going 5-4 overall with one save and a 3.88 ERA (45 ER/104.1 IP).
- Made all 22 starts of his career in his first professional season, starting all 13 games in Dunedin.
- Won his final three starts in Dunedin, lasting 5.0 innings each time, allowing five total earned runs and walking just three batters total.
- Did not make a single quality start all season.
- Converted his only save opportunity on 8/17 vs. Altoona (1.0ip, 0h, 0r, 0bb, 1k).
- Did not register a win after the All-Star break, going 0-3 with a 6.75 ERA (21 ER/28.0 IP).

AWARDS & HONORS

N/A

CAREER PITCHING STATS

YEAR	TEAM	LG	LVL	ORG	W-L	ERA	G	GS	CG	SHO	SV-SVO	IP	H	R	ER	HR	HB	BB-IBB	SO	AVG	WHIP
2012	Dunedin	FSL	A+	TOR	3-0	2.82	13	0	0	0	0-0	54.1	56	22	17	2	1	19-0	47	.265	1.38
2012	New Hampshire	EAS	AA	TOR	2-4	5.04	17	9	0	0	1-1	50.0	54	33	28	6	3	23-0	44	.277	1.54
2013	New Hampshire	EAS	AA	TOR	0-0	3.86	2	0	0	0	1-1	2.1	3	1	1	0	0	0-0	4	.333	1.29
2013	Buffalo	INT	AAA	TOR	6-2	2.09	33	0	0	0	4-6	34.1	36	13	11	3	1	15-0	47	.211	1.08
2014	Buffalo	INT	AAA	TOR	2-0	3.18	25	0	0	0	1-2	34.0	37	14	12	2	2	18-0	42	.272	1.62
2015	Dunedin	FSL	A+	TOR	0-0	13.50	1	0	0	0	0-0	1.1	3	2	2	0	0	0-0	4	.429	2.25
2016	New Hampshire	EAS	AA	TOR	4-1	3.88	34	0	0	0	1-2	48.2	42	27	21	2	4	23-0	41	.236	1.34
2016	Buffalo	INT	AAA	TOR	0-0	0.00	1	0	0	0	0-0	1.0	1	0	0	0	0	0-0	1	.250	1.00
2017	New Hampshire	EAS	AA	TOR	0-1	3.60	4	0	0	0	0-0	5.0	4	2	2	0	0	2-1	5	.235	1.20
2017	Buffalo	INT	AAA	TOR	2-4	3.14	34	0	0	0	2-3	48.2	41	20	17	6	3	20-1	46	.224	1.25
Minor League Totals					19-12	3.41	164	22	0	0	10-15	292.2	277	134	111	21	13	120-2	273	.249	1.36



JERRICK SUITER FIRST BASEMAN/OUTFIELDER

Ht: 6-4 **Wt:** 240 **Bats:** Right **Throws:** Right
Born: March 4, 1993 in Valparaiso, Ind.
Opening Day Age: 25
ML Service: 0.000
2018 Baseball America Ranking (PIT): N/A
Acquired: Selected by PIT in the 26th round (791st overall) of the 2014 MLB June Amateur Draft

Single-Game Bests/Misc.

Hits
 5 (2x)
 Last - 8/5/15 vs. Greenville (A)

Home Runs
 1 (19x)
 Last - 8/19/17 @ New Hampshire (AA)

RBI
 5
 7/12/15 @ Greensboro (A)

Runs
 4
 8/17/14 @ Johnson City (R+)

Stolen Bases
 2
 8/15/14 @ Kingsport (R+)

Walks
 3 (8x)
 Last - 8/28/17 @ Richmond (AA)

Hit Streak
 14
 4/29-5/16/16 (A+)

Grand Slams
 N/A

Multi-homer Games
 N/A

PERSONAL

- Jerrick Lee Suiter.
- Attended Texas Christian University, where he was recognized as the Most Outstanding Player at the 2014 Big 12 championship.
- Played every position except second base and shortstop during his career at TCU; was also named to the 2012 Mountain West All-Tournament team.

TRANSACTIONS

- Selected by TOR (35th round, 1,069th overall) in the 2011 MLB June Amateur Draft, but did not sign.
- Selected by PIT (26th round, 791st overall) in the 2014 MLB June Amateur Draft.

2017

- Split the season between High-A Bradenton and Double-A Altoona, batting .281 (108-for-385) and slugging a career-best .431.
- Played in just 10 games with Bradenton and hit .237 (9-for-38), knocking a hit in eight games and driving in four runs.
- Surpassed the 100-hit mark for the third straight season, belting 35 extra-base hits (22 2B, 3 3B, 10 HR) and reaching 166 total bases.
- Finished top five in 10 offensive categories for Altoona, including RBI (2nd, 58), walks (2nd, 47) and stolen bases (T-4th, 7).
- Put together six five-game hit streaks with Altoona, including a streak from 7/5-8 where he racked up 11 hits in the five games.
- Produced his best month in June (.354 batting average [23-for-65], 13 R, 13 BB, 11 RBI, 8 multi-hit games, 1.056 OPS).
- Played both corner outfield positions and first base for Altoona, ranking third on the team with 298 putouts; made just five errors in 347 total chances.
- Batted over .300 from two spots in the Curve's lineup: fifth (.382, 21-for-55) and seventh (.316, 12-for-38).
- Appeared in every postseason game for Altoona, going 6-for-22 with three doubles, three runs scored, two RBI and six walks en route to an Eastern League Championship.

2016

- Spent the season with Bradenton, playing 118 games and hitting for a .265 average (117-for-442).
- Set four career-high figures offensively, including games, at-bats, hits and RBI (63).
- Put together two double-digit hit streaks during the season, one 14-game streak from 4/29-5/16 (24 total hits) and a 12-game streak from 7/16-31 (19 total hits).
- Batted .315 (67-for-213) with runners on base, including a .385 clip (5-for-13) and 13 RBI with the bases loaded.
- Made all 98 defensive appearances at first base, totaling 842.1 innings, ranked third on the team, and committing nine errors in 898 total chances.
- Logged all his at-bats from the cleanup spot.
- Knocked at least one hit in each postseason game for the Marauders, recording nine hits, five runs scored and three RBI in six games to help win the Florida State League title.

2015

- Spent the entire season with Class-A West Virginia, hitting .299 (114-for-381) with 26 extra-base hits.
- Reached base safely in 11 of 12 games to start the season, registering 15 hits and three walks in that span.
- Went a perfect 5-for-5 twice during the regular season, once on 7/12 at Greensboro (3 R, 2 2B, 1 HR, 5 RBI, 1 BB) and again on 8/5 vs. Greenville (3 R, 1 2B, 2 RBI).
- Surpassed 50 games in the outfield for the first time in his career, playing 52 games as a corner outfielder.
- Posted similar numbers in home games (.301 [55-for-183], 30 R, 14 XBH, 28 RBI, 20 BB) and away games (.298 average [59-for-198], 32 R, 12 XBH, 29 RBI, 26 BB).
- Ranked top five on the team in six different offensive categories; placed third in both hits and triples (4) to give him his highest finishes of the season.
- Logged his most at-bats as a DH (127), batting .244 (31-for-127) with six doubles, 18 RBI, 21 walks and 25 strikeouts.

2014

- Spent the season with Rookie-Advanced Bristol and hit .279 (53-for-190) with 35 runs scored and 41 walks.
- Put up better offensive numbers at home (.313 average [31-for-99], 7 XBH, 16 RBI, 16 K) than he did on the road (.242 average [22-for-91], 4 XBH, 13 RBI, 21 K).
- Produced a slash line of .295/.412/.368 in August, the best month of his first professional season.
- Drew three walks in a game five times.
- Scored at least one run in 13 of the 26 games he played in July, amassing 17 total and a season-high five straight games with a run from 7/4-9.
- Belted his only homer of the season on 7/31 vs. Bluefield (2-for-4, 2 R, 3 RBI, 1 BB).
- Batted .305 (18-for-59) with RISP, resulting in 28 of his 29 RBI.

AWARDS & HONORS

N/A

CAREER BATTING STATS

YEAR	TEAM	LG	LVL	ORG	AVG	G	AB	R	H	2B	3B	HR	RBI	BB	IBB	SO	SB	CS	OBP	SLG	OPS	SF	SAC	HBP	GIDP
2014	Bristol	APP	R+	PIT	.279	55	190	35	53	8	2	1	29	41	1	37	8	3	.403	.358	.761	4	2	1	2
2015	WV Power	SAL	A	PIT	.299	105	381	62	114	19	4	3	57	46	0	59	6	4	.382	.394	.776	3	4	7	3
2016	Bradenton	FSL	A+	PIT	.265	118	442	52	117	16	0	5	63	40	0	86	7	3	.326	.335	.661	6	2	3	11
2017	Bradenton	FSL	A+	PIT	.237	10	38	4	9	2	0	0	4	5	0	9	1	0	.341	.289	.630	0	0	1	0
2017	Altoona	EAS	AA	PIT	.285	100	347	47	99	20	3	10	58	47	1	83	7	2	.372	.447	.819	2	1	2	9
	Minor League Totals				.280	388	1,398	200	392	65	9	19	211	179	2	274	29	12	.364	.381	.745	15	9	14	25



COLE TUCKER

INFILDER

Ht: 6-3

Wt: 200

Bats: Switch

Throws: Right

Born: July 3, 1996 in Phoenix, Ariz.

Opening Day Age: 21

ML Service: 0.000

2018 Baseball America Ranking (PIT): No. 6

Acquired: Selected by PIT in the 1st round (24th overall) of the 2014 MLB June Amateur Draft

@cotuck

Single-Game Bests/Misc.

Hits

4 (3x)

Last - 5/12/17 vs. Palm Beach (A+)

Home Runs

2

5/12/17 vs. Palm Beach (A+)

RBI

7

5/12/17 vs. Palm Beach (A+)

Runs

3 (8x)

Last - 7/17/17 @ Dunedin (A+)

Stolen Bases

4 (2x)

Last - 5/5/17 vs. Dunedin (A+)

Walks

4

8/28/17 @ Richmond (AA)

Hit Streak

13

6/29-7/17/17 (A+)

Grand Slams

N/A

Multi-Home Games

1

5/12/17 vs. Palm Beach (A+)

PERSONAL

- Cole Bryson Tucker.
- 2014 graduate of Mountain Pointe (AZ) High School, where he hit .404 with eight doubles, four triples, five home runs and 30 RBI in 27 games as a senior.
- Was named a West All-Region first-team and Perfect Game second-team All-American in 2014.
- Led the 18U USA National team to a 2013 World Cup.
- Was committed to play baseball at the University of Arizona before signing with the Pirates.
- Was rated as the second-best high school player in Arizona by Baseball America prior to the 2014 draft.

TRANSACTIONS

- Selected by PIT (1st round, 24th overall) in the 2014 MLB June Amateur Draft.

2017

- Named the 8th-best Pirates prospect by *Baseball America*.
- Split the season between High-A Bradenton and Double-A Altoona, batting .275 (122-for-444) and drawing 55 walks overall.
- Set career-high figures in 13 offensive categories, including games (110), hits (122), stolen bases (47) and slugging percentage (.408).
- Led all Pirates' farmhands in stolen bases, besting the second-highest mark (27, Ke'Bryan Hayes) by 20.
- Named Florida State League Player of the Week on 5/15 after a week with 10 hits, seven of them going for extra bases, and seven RBI in four games.
- Drove in a career-high seven RBI on 5/12 with a double, triple and two homers vs. Palm Beach; also scored three runs.
- Batted .283 (106-for-375) with 45 walks, 32 extra-base hits and 65 runs scored from the leadoff spot, where he appeared most frequently.
- Produced the first month in his career with 20-plus RBI, registering 21 with Bradenton in May.
- Logged a career-best 13-game hitting streak from 6/29-7/17.
- Played 108 games at shortstop across both leagues, piling up 146 putouts and 308 assists while helping to turn 61 double plays.
- Placed on DL on 9/7 with a fractured hand; still turned in a 3-for-5 performance with two doubles in the first game of Altoona's playoff run.

2016

- Ranked the No. 7 Pittsburgh prospect by *Baseball America*.
- Split the season between Class-A West Virginia, where he hit .262 (16-for-61) in 15 games, and Bradenton, where he batted .238 (64-for-269) in 65 games.
- Recorded his only two RBI with the Power in back-to-back games on 5/12 and 5/14, both at Lakewood.
- Went 4-for-5 on 6/27 vs. Fort Myers (2 R, 2 RBI).
- Registered at least a dozen walks and RBI in a single month for the first time in his career (13 BB, 12 RBI in July).
- Batted .385 (5-for-13) with seven RBI and a single strikeout with the bases loaded.
- Led Bradenton's shortstops in innings (532.1), putouts (86), assists (199) and double plays (39) while committing 13 errors in 298 total chances.
- Produced the lowest overall slash line of his career (.242/.311/.327).
- Struck out at least once in 13 consecutive games from 7/3-19, striking out more than once in five of those games.
- Appeared in five of Bradenton's six postseason games; knocked a hit in three of them but struck out nine total times on the way to a Florida State League Championship with the club.

2015

- Ranked the Pirates' No. 8 prospect by *Baseball America*.
- Spent the entire season with West Virginia and produced a career-best .293 average (88-for-300) with 25 stolen bases.
- Put together two double-digit hit streaks during the regular season: one an 11-game streak from 4/16-5/2 and the other a 12-game streak from 6/4-28.
- Batted leadoff all year, posting a .348 average (24-for-69), three doubles, two triples, four walks and 12 stolen bases in the first inning.
- Stole multiple bases in four games, stealing a season-high three bags on 5/18 at Hickory.
- Hit over .300 in two months of the season: June (.311, 19-for-61) and July (.325, 27-for-83).
- Placed on DL on 8/9 after tearing his labrum, requiring surgery and ending his season early.

2014

- Played 48 games for the GCL Pirates and hit .267 (48-for-180); contributed 52 total runs (13 RBI, 39 R).
- Put up better numbers while hitting with the bases empty (.343 average [35-for-102], 7 XBH, .864 OPS) than he did with runners on base (.167 average [13-for-78], 3 XBH, .545 OPS).
- Scored a run in a season-high five straight games from 8/13-19.
- Recorded seven at-bats in a game on 8/22 at GCL Yankees 1 (3 H, 1 HR, 3 R, 4 RBI, 1 K).
- Played 358.1 innings at shortstop, ranking second on the team, and led all position players with 134 assists.
- Logged similar offensive numbers in home games (25 H, 19 R, 7 RBI, 13 BB) and away games (23 H, 20 R, 6 RBI, 13 BB).

AWARDS & HONORS

MiLB.com Organization All-Star (2017) FSL All-Star (Mid/Post, 2017) FSL Player of the Week (5/15/17) MiLB.com Organization All-Star (2015)

CAREER BATTING STATS

YEAR	TEAM	LG	LVL	ORG	AVG	G	AB	R	H	2B	3B	HR	RBI	BB	IBB	SO	SB	CS	OBP	SLG	OPS	SF	SAC	HBP	GIDP
2014	GCL Pirates	GCL	R	PIT	.267	48	180	39	48	6	2	2	13	26	0	38	13	5	.368	.356	.724	0	8	3	2
2015	WV Power	SAL	A	PIT	.293	73	300	46	88	13	3	2	25	16	0	49	25	6	.322	.377	.699	7	6	0	4
2016	WV Power	SAL	A	PIT	.262	15	61	9	16	4	2	1	2	4	0	9	1	1	.308	.443	.751	0	2	0	1
2016	Bradenton	FSL	A+	PIT	.238	65	269	36	64	12	1	1	25	29	0	62	5	6	.312	.301	.613	0	6	0	3
2016	Bradenton	FSL	A+	PIT	.285	68	277	46	79	15	6	4	32	34	0	70	36	12	.364	.426	.790	1	3	1	4
2017	Altoona	EAS	AA	PIT	.257	42	167	25	43	4	5	2	18	21	2	31	11	3	.349	.377	.726	1	2	3	1
Minor League Totals					.270	311	1254	201	338	54	19	12	115	130	2	259	91	33	.339	.372	.711	9	27	7	15



NIK TURLEY

LH PITCHER

Ht: 6-4 **Wt:** 195 **Bats:** Left **Throws:** Left
Born: September 11, 1989 in La Canada, Calif.
Opening Day Age: 28
ML Service: 0.048
2018 Baseball America Ranking (PIT): N/A
Acquired: Claimed off waivers from MIN on 11/6/17

Single-Game Bests/Misc.

Complete Games

3
Last - 4/25/17 (2) vs. Tennessee (AA)

Shutouts

1
7/23/12 (2) vs. Lakeland (A+)

Innings (Start)

8.0
4/27/12 @ Brevard County (A+)

Innings (Relief)

5.0 (2x)
Last - 7/4/17 vs. Pawtucket (AAA)

Hits Allowed

11
7/25/15 @ Albuquerque (AAA)

Earned Runs Allowed

8 (2x)
Last - 6/16/17 vs. Cleveland (AL)

Home Runs Allowed

2 (1x)
Last - 6/22/17 vs. Chicago (AL)

Strikeouts

15
6/6/17 vs. Scranton/Wilkes-Barre (AAA)

10 + Strikeout Games

4
Last - 7/18/17 vs. Charlotte (AAA)

Walks

6 (4x)
Last - 7/2/14 (2) @ Buffalo (AAA)

Winning Streak

6
6/25-8/7/12 (A+)

Losing Streak

3 (3x)
Last - 6/2-14/13 (AA)

PERSONAL

- Nikolas Carlyle Turley, wife's name is Rachel and has two children: son Dane (4) and daughter Brooke (2).
- 2008 graduate of Harvard-Westlake (Studio City, Calif.) HS.

TRANSACTIONS

- Selected by NY (50th round, 1502nd overall) in the 2008 MLB June Amateur Draft.
- Had his contract first selected by NY on Nov. 20, 2012.
- Released by NY on April 26, 2014.
- Re-signed with NY as a minor league free agent on May 5, 2014.
- Elected free agency on Nov. 4, 2014.
- Signed with SF as a minor league free agent on Dec. 3, 2014.
- Elected free agency on Nov. 6, 2015.
- Signed with CWS as a minor league free agent on Nov. 24, 2015.
- Released by CWS on March 28, 2016.
- Signed with BOS as a minor league free agent on April 3, 2016.
- Released by BOS on July 14, 2016.
- Signed with MIN as a minor league free agent on Oct. 21, 2016.
- Claimed off waivers by PIT from MIN on Nov. 6, 2017.

2017

- Appeared in the minors with Double-A Chattanooga and Triple-A Rochester, going 5-5 with a 2.05 ERA (21 ER/92.0 IP).
- Eclipsed the 100-K mark for the third time in his career (124 K).
- Made his MLB debut with Minnesota on 6/11 at San Francisco (4 IP, 8b, 4er, 0bb, 4k).
- Fared better as a reliever (5.40 ERA, 5 ER/8.1 IP) than he did as a starter (16.39 ERA, 17 ER/9.1 IP) for Minnesota.

2016

- Pitched in 20 games for Double-A Portland and went 1-2 with a 4.29 ERA (17 ER/35.2 IP).
- Made just two starts, both the second leg of a doubleheader, 7/1 (home) and 7/9 (road), both against Hartford.
- Struck out at least one batter in 16 games, including a season-high eight strikeouts on 6/26 vs. Reading.
- Released by Boston on 7/14, less than a week after his final appearance of the season.

2015

- Spent 19 games with Triple-A Sacramento (7-8, 4.56 ERA [52 ER/102.2 IP]) and one game with High-A San Jose (1-0, 1.50 ERA [1 ER/6.0 IP]) in his only season in San Francisco's system.
- Placed on DL following his first appearance on 4/13; reactivated on 5/25.
- Yielded just a .160 batting average (12-for-75) to opposing lefties.
- Set a career-high with 15 wild pitches between both clubs.

2014

- Began the season on the DL and got released by the Yankees before he resigned him.
- Spent 13 games with Triple-A Scranton/Wilkes-Barre, going 5-3 and posting a 4.62 ERA (31 ER/60.1 IP).
- Earned all five wins in his final eight appearances.
- Made his only relief appearance and got the win on 7/23 at Gwinnett (4 IP, 4h, 3er, 1hr, 4bb, 5k).

2013

- Named the Yankees' 14th-best prospect by *Baseball America*.
- Pitched in 27 games with Double-A Trenton (11-8, 3.88 ERA [60 ER/139.0 IP]) and one with Scranton/Wilkes-Barre (0-0, 1.50 ERA [1 ER/6.0 IP]).
- Tossed 20-plus strikeouts in every full month of the season, adding to his career-best 141 strikeouts.

2012

- Rated the No. 27 Yankees' prospect by *Baseball America*.
- Appeared primarily with High-A Tampa, going 9-5 with a 2.89 ERA (36 ER/112.0 IP).
- Pitched a complete game shutout on 7/23 vs. Lakeland (7 IP, 2h, 1bb, 9k).
- Allowed a .203 opposing average (37-for-182) and just nine extra-base hits with 51 strikeouts with runners on.
- Pitched once for Trenton and got the victory (5.0 IP, 8h, 3er, 1bb, 1k).

2011

- Spent 15 games in Class-A with Charleston (4-6, 2.51 ERA [23 ER/82.1 IP]) and two with Tampa (0-0, 6.14 ERA [5 ER, 7.1 IP]).
- Threw 30 strikeouts in a month for the first time, totaling exactly 30 in May.
- Started every appearance he made for the first time in his career.
- Placed on DL on 7/14 and missed the remainder of the season due to injury.

2010

- Appeared in 15 total games between the GCL Yankees and Short-Season A Staten Island and went 4-6 with a 3.86 ERA overall (31 ER/72.1 IP).
- Tossed the first complete game of his career on 9/2 at Hudson Valley (L, 6.0 IP, 3h, 1er, 5bb, 2k).
- Suffered two back-to-back losses: 6/26-7/1 with the GCL Yankees and 7/17-23 with Staten Island.

2009

- Spent the season with the GCL Yankees, compiling a 2-3 record and a 2.82 ERA (17 ER/54.1 IP) with 46 strikeouts.
- Made two quality starts: 8/11 vs. GCL Tigers (6.0 IP, 3h, 0er, 1bb, 4k) and 8/28 vs. GCL Blue Jays (W, 6.0 IP, 0h, 0er, 1bb, 3k).
- Held opposing batters to a .192 average (10-for-52) with RISP.

2008

- Appeared in four games for the GCL Yankees, going 2-1 with a 1.13 ERA (1 ER/8.0 IP) and no walks.
- Made his lone start of the year on 8/15 at GCL Braves (L, 1.1 IP, 2h, 1er, 0bb, 2k).
- Ended the season with back-to-back wins on 8/20 and 8/27.

AWARDS & HONORS

INT Pitcher of the Week (6/12/17)
 MiLB.com Organization All-Star (2013)
 EAS All-Star (Mid, 2013)
 FSL All-Star (Post, 2012)

CAREER PITCHING STATS

YEAR	TEAM	LG	LVL	ORG	W-L	ERA	G	GS	CG	SHO	SV-SVO	IP	H	R	ER	HR	HB	BB-IBB	SO	AVG	WHIP
2008	GCL Yankees	GCL	R	NY	2-1	1.13	4	1	0	0	0-0	8.0	6	1	1	0	1	0-0	13	.207	0.75
2009	GCL Yankees	GCL	R	NY	2-3	2.82	11	10	0	0	0-0	54.1	45	21	17	1	6	23-0	46	.228	1.25
2010	GCL Yankees	GCL	R	NY	0-2	0.84	3	2	0	0	0-0	10.2	7	36	30	0	2	0-0	17	.239	1.22
2010	Staten Island	NY	A-	NY	4-4	4.38	12	1	0	0	0-0	67.2	57	36	23	0	8	26-0	47	.248	1.38
2011	Charleston	SAL	A	NY	4-6	2.51	15	15	0	0	0-0	82.1	70	32	23	0	8	21-0	82	.224	1.11
2011	Tampa	FSL	A+	NY	0-0	6.14	2	2	1	0	0-0	7.1	11	8	5	1	1	1-0	5	.344	1.64
2012	Tampa	FSL	A+	NY	9-5	2.89	23	21	1	1	0-0	112.0	97	38	36	0	9	44-0	116	.235	1.26
2012	Trenton	EAS	AA	NY	1-0	5.40	1	1	0	0	0-0	6.0	8	2	3	0	1	1-0	1	.381	1.80
2013	Scranton/W-B	INT	AAA	NY	0-0	5.01	1	1	0	0	0-0	6.0	2	1	1	0	0	3-0	4	.105	0.83
2013	Trenton	EAS	AA	NY	11-8	3.88	27	26	0	0	0-0	139.0	119	69	60	1	16	73-0	137	.230	1.38
2014	GCL Yankees	GCL	R	NY	0-0	1.93	1	1	0	0	0-0	4.2	4	3	1	0	1	2-0	4	.235	1.29
2014	Scranton/W-B	INT	AAA	NY	5-3	4.62	13	12	0	0	0-0	60.1	55	36	31	8	9	45-0	44	.246	1.52
2015	San Jose	CAL	A+	NY	0-0	5.40	1	1	0	0	0-0	6.0	2	1	1	0	0	2-0	4	.100	0.67
2015	Sacramento	PCL	AAA	SF	7-8	4.56	19	19	0	0	0-0	102.2	93	64	52	15	1	48-0	85	.243	1.37
2016	Portland	EAS	AA	BOS	1-2	4.29	20	2	0	0	0-3	35.2	26	20	17	3	2	7-0	48	.202	1.51
2017	Chattanooga	SOU	AA	MIN	0-1	3.17	5	3	1	0	0-0	24.1	6	4	4	1	0	2-0	45	.078	0.53
2017	Rochester	INT	AAA	MIN	5-4	2.66	18	10	0	0	0-0	67.2	58	24	20	4	2	22-0	79	.236	1.18
2017	MINNESOTA	AL	MLB	MIN	0-2	11.21	10	3	0	0	0-0	17.2	30	22	22	5	2	8-1	13	.395	2.15
Minor League Totals					52-47	4.34	176	139	3	1	2-3	787.2	670	365	300	58	60	349-0	769	.231	1.29
Major League Totals					0-2	11.21	10	3	0	0	0-0	17.2	30	22	22	5	2	8-1	13	.395	2.15



BRANDON WADDELL

LH PITCHER

Ht: 6-3

Wt: 180

Bats: Left

Throws: Left

Born: June 3, 1994 in Houston, Texas

Opening Day Age: 23

ML Service: 0.000

2018 Baseball America Ranking (PIT): No. 19

Acquired: Selected by PIT in the 5th round (157th overall) of the 2015 MLB June Amateur Draft

@BWaddell20

Single-Game Bests/Misc.

Complete Games

N/A

Shutouts

N/A

Innings (Start)

7.0 (5x)

Last - 8/31/17 @ Richmond (AA)

Innings (Relief)

3.2

8/14/16 vs. Reading (AA)

Hits Allowed

10 (2x)

Last - 6/8/16 @ Erie (AA)

Earned Runs Allowed

7

5/29/16 @ Bowie (AA)

Home Runs Allowed

2 (2x)

Last - 8/19/16 @ New Hampshire (AA)

Strikeouts

8 (2x)

Last - 8/25/16 vs. Erie (AA)

10+ Strikeout Games

N/A

Walks

7

6/18/16 vs. Hartford (AA)

Winning Streak

4

4/13-29/16 (A+)

Losing Streak

4

7/28-8/30/16 (AA)

PERSONAL

- Brandon David Waddell.
- Pitched three years at the University of Virginia (2013-15) and won a NCAA National Championship with the Cavaliers his junior season.
- Holds program records in career starts with 53 and was 39-14 for his career.
- Attended Clear Lake (Houston, Texas) High School.
- Listed by *Baseball America* as having the "Best Changeup" among Pirates farmhands prior to both the 2017 and 2018 seasons.

TRANSACTIONS

- Selected by PIT (5th round, 157th overall) in the 2015 MLB June Amateur Draft.

2017

- Entered season ranked as Pittsburgh's No. 17 prospect by *Baseball America*.
- Same publication listed him as having the "Best Changeup" among Pirates farmhands.
- Went 5-3 with a 3.12 ERA (27 ER/78.0 IP) in 18 games (17 starts) across three minor league levels.
- Opened the season with Double-A Altoona but hit the DL with a left forearm strain after one start.
- Was activated from the DL on 5/4 and threw 3.0 hitless innings (0r, 1bb, 6k) that night at Akron.
- Tossed five more starts for the Curve before again going on the DL with a left forearm strain on 6/8.
- Began a minor league rehab assignment with GCL Pirates on 7/14 and tossed 3.0 shutout innings at GCL Yankees.
- Minor league rehab was transferred to Short-Season A West Virginia, where he went 1-0 with a 1.00 ERA (1 ER/9.0 IP) and 11 strikeouts in two starts.
- Rejoined Altoona on 7/31 and posted a 3-1 record in seven starts down the stretch, helping the Curve win the Eastern League Western Division.
- On 8/21 at Hartford, he fired a scoreless start in a 2-0 victory (6.0ip, 4h, 0r, 0bb, 4k).
- Started Game 1 of the EL Championship Series at Trenton and pitched the Curve to a 2-1 win (6.0ip, 5h, 0r, 0bb, 6k).
- Won a title with Altoona after the Curve swept Trenton, 3-0.

2016

- Split the season between High-A Bradenton and Altoona, going 11-9 with a 3.49 ERA (57 ER/147.0 IP) and 120 strikeouts in 27 games (25 starts).
- Went 4-0 with a 0.93 ERA (3 ER/29.0 IP) and 26 strikeouts against just two walks in five starts for the Marauders.
- Florida State League hitters batted a meager .133 against him (13-for-98).
- Was named the FSL Pitcher of the Week on 5/2 after allowing one earned run in two wins, as well as MiLB.com's FSL April Player of the Month after recording four straight wins and 26 punchouts.
- Assigned to Altoona from Bradenton on 5/3 and went 7-9 with a 4.12 ERA (54 ER/118.0 IP) in 22 games (20 starts).
- Won seven consecutive games between Bradenton and Altoona from 4/13-5/15; during that stretch he registered a 1.50 ERA and struck out 34 batters.
- Named EL Pitcher of the Week on 6/27 after notching a career-high eight-strikeout performance in a 7.0-inning win.
- In his first season at the plate, he batted .294 (5-for-17) and drove in one run.
- Honored as an MiLB.com Organization All-Star following the season.

2015

- Made six starts for Short-Season A West Virginia, going 1-1 with a 5.75 ERA (13 ER/20.1 IP).
- Made his professional debut on 8/9 at Williamsport (3.0ip, 3h, 1r, 1er, 1bb, 4k).
- Earned his first pro win on 9/5 at Mahoning Valley (5.0ip, 4h, 1r, 1er, 1bb, 4k).

AWARDS & HONORS

MiLB.com Organization All-Star (2016) EAS Pitcher of the Week (6/27/16) FSL Pitcher of the Week (5/2/16) MiLB.com FSL Player of the Month (4/2016)

CAREER PITCHING STATS

YEAR	TEAM	LG	LVL	ORG	W-L	ERA	G	GS	CG	SHO	SV-SVO	IP	H	R	ER	HR	HB	BB-IBB	SO	AVG	WHIP
2015	West Virginia	NYP	A-	PIT	1-1	5.75	6	6	0	0	0-0	20.1	24	14	13	0	0	7-0	18	.276	1.52
2016	Bradenton	FSL	A+	PIT	4-0	0.93	5	5	0	0	0-0	29.0	13	3	3	1	0	2-0	26	.133	0.52
2016	Altoona	EAS	AA	PIT	7-9	4.12	22	20	0	0	0-0	118.0	122	60	54	9	7	61-1	94	.271	1.55
2017	GCL Pirates	GCL	R	PIT	1-0	0.00	1	0	0	0	0-0	3.0	1	0	0	0	0	0-0	4	.100	0.33
2017	West Virginia	NYP	A-	PIT	1-0	1.00	2	2	0	0	0-0	9.0	5	1	1	1	0	3-0	11	.167	0.89
2017	Altoona	EAS	AA	PIT	3-3	3.55	15	15	0	0	0-0	66.0	60	28	26	3	4	27-0	56	.240	1.32
Minor League Totals					17-13	3.56	51	48	0	0	0-0	245.1	225	108	97	14	11	100-1	209	.243	1.32



ERICH WEISS

Ht: 6-2 **Wt:** 200 **Bats:** Left **Throws:** Right

Born: September 11, 1991 in Brenham, Texas

Opening Day Age: 26

ML Service: 0.000

2018 Baseball America Ranking (PIT): N/A

Acquired: Selected by PIT in the 11th round (329th overall) of the 2013 June Amateur Draft

INFIELDER

@ErichWeiss6

Single-Game Bests/Misc.

Hits
7/19/13 vs. Connecticut (A-)
Home Runs
1 (19x)
Last - 8/27/17 vs. Columbus (AAA)
RBI
7
8/21/16 @ New Hampshire (AA)
Runs
3 (4x)
Last - 6/14/16 vs. New Hampshire (AA)
Stolen Bases
2 (3x)
Last - 6/23/15 @ Charlotte (A+)
Walks
4
6/5/14 @ Hickory (A)
Hit Streak
12
5/14-29/16 (AA)
Grand Slams
1
4/13/14 vs. Lexington (A)
Multi-homer Games
N/A

PERSONAL

- Erich Collins Weiss.
- Played three years of baseball at the University of Texas (2011-13), where he hit .299 (53-for-177) with seven doubles, three triples, one home run and 24 RBI in 49 games as a junior.
- Took home All-Big 12 first-team honors after batting .350 with five home runs and 38 RBI as a sophomore.
- Earned Louisville Slugger/Collegiate Baseball Freshman All-America honors after hitting .348 in 68 games in 2011.
- 2010 graduate of Brenham (Texas) High School.
- Father played in 22 games for the Los Angeles Dodgers from 1980-81 after a collegiate career at Blinn College and the University of Houston.

TRANSACTIONS

- Selected by PIT (11th round, 329th overall) in the 2013 MLB June Amateur Draft.

2017

- Was on Indianapolis' Opening Day roster and hit .274 (91-for-332) with 23 doubles, six home runs and 43 RBI in 104 games.
- Hit his first career Triple-A home run on 6/23 at Louisville; three of his six blasts on the year came against the Bats.
- In 18 games from 6/18-7/23 he batted .356 (21-for-59), the second-highest average in the International League during that stretch (.364, Scranton/W-B's Jake Cave).
- Notched a 24-game on-base streak from 6/16-7/17, during which he hit .309 (25-for-81); his on-base streak tied with teammate Jacob Stallings for the longest by a Tribe player in 2017.
- Earned his first career Player of the Week honor on 8/28 after batting .462 (12-for-26) with three home runs, four doubles, eight RBI and nine runs scored in seven games from 8/21-27.
- Hit .338 (25-for-74) with 12 extra-base hits and 15 RBI in 25 games during the month of August.
- Honored as Indy's Gold Glove Award winner; recorded a .984 fielding percentage (6 errors in 365 total chances) between first, second and third base.
- Set career highs in slugging percentage (.422) and OPS (.774) while matching his career-high home run total.
- Hit .311 (51-for-164) at home; 23 of his 33 extra-base knocks coming at Victory Field.
- Indianapolis posted a 54-36 record in his 90 starts.
- Batted everywhere at least once in Indy's lineup, except cleanup.
- Batted a team-best .375 (6-for-16) with two doubles and three RBI in four playoff games.

2016

- Spent the entire season with Double-A Altoona and finished with a .276 average (126-for-456) while setting career highs in home runs (6), doubles (24), triples (9) and RBI (65).
- His nine triples were second most among Pirates farmhands and third in the Eastern League.
- Recorded multi-hit contests in five of seven games in a stretch from 6/18-27.
- Posted a career-high 12-game hitting streak from 5/14-29.
- Had a career-best seven-RBI game on 8/21 at New Hampshire, falling a single shy of the cycle.
- Hit .314 (66-for-210) in 60 home games; batted .244 (60-for-246) on the road with five of his six home runs coming in 67 contests away from home.
- Named to the EL postseason All-Star Team.
- Named Altoona's Iron Man of the Year after appearing in a team-high 127 games.
- Honored as an MiLB.com Organization All-Star.

2015

- Hit a combined .277 (134-for-484) with 21 doubles, three home runs and 63 RBI in 129 games between High-A Bradenton and Altoona.
- Finished the season tied for fourth among Pittsburgh minor leaguers in games played.
- Began the campaign with Bradenton and hit .285 (106-for-372) in 98 games, driving in 49 runs and slugging three home runs.
- Ranked second in the Florida State League in on-base percentage (.362) and eighth in batting average in his only season with the Marauders.
- Was named to the FSL postseason All-Star Team.
- Played his last 31 games of the season with Altoona, hitting .250 (128-for-112) with five extra-base hits and 14 RBI.

2014

- Posted career highs in batting average (.287, 133-for-463), walks (60) and stolen bases (21) in a career-most 130 games with Single-A West Virginia.
- Tied for second among Pirates minor leaguers in games played.
- Hit his only career grand slam vs. Lexington on 4/13, which happened to be an inside-the-parker.
- Hit .474 (18-for-38) during an 11-game hit streak from 4/6-16.
- Led all South Atlantic League second basemen in double plays turned (67).
- Selected to the SAL midseason All-Star Team.
- Tabbed as an MiLB.com Organization All-Star.

2013


- Finished his first minor league season by hitting .273 (33-for-121) with seven doubles and 10 RBI in 41 games with Short-Season A Jamestown.
- Began his minor league career by hitting .377 (23-for-61) in his first 18 games in the month of July.
- Named to the New York-Penn League midseason All-Star Team.

AWARDS & HONORS

INT Player of the Week (8/28/17)	EAS All-Star (Post, 2016)	MiLB.com Organization All-Star (2014)	NYP All-Star (Mid, 2013)
MiLB.com Organization All-Star (2016)	FSL All-Star (Post, 2015)	SAL All-Star (Mid, 2014)	

CAREER BATTING STATS

YEAR	TEAM	LG	LVL	ORG	AVG	G	AB	R	H	2B	3B	HR	RBI	BB	IBB	SO	SB	CS	OBP	SLG	OPS	SF	SAC	HBP	GIDP
2013	Jamestown	NYP	A-	PIT	.273	41	121	21	33	7	2	0	10	13	1	40	4	2	.348	.364	.712	2	3	2	4
2014	WV Power	SAL	A	PIT	.287	130	463	72	133	22	4	4	42	60	5	117	21	12	.378	.378	.756	4	3	10	10
2015	Bradenton	FSL	A+	PIT	.285	98	372	46	106	17	2	3	49	41	2	70	11	4	.362	.366	.728	4	5	6	5
2015	Altoona	EAS	AA	PIT	.250	31	112	15	28	4	1	0	14	8	1	22	4	2	.290	.304	.594	4	0	0	3
2016	Altoona	EAS	AA	PIT	.276	127	456	56	126	24	9	6	65	49	1	90	6	3	.352	.408	.760	2	8	5	9
2017	Indianapolis	INT	AAA	PIT	.274	104	332	50	91	23	4	6	43	38	0	67	6	2	.353	.422	.775	3	0	4	8
Minor League Totals					.279	531	1856	260	517	97	22	19	223	209	10	406	52	25	.357	.385	.742	19	19	27	39



JACKSON WILLIAMS

CATCHER

Ht: 5-11

Wt: 200

Bats: Right

Throws: Right

Born: May 14, 1986 in Tulsa, Okla.

Opening Day Age: 31

ML Service: 0.065

2018 Baseball America Ranking (PIT): N/A

Acquired: Re-signed as a minor league free agent on 12/22/17

Single-Game Bests/Misc.

Hits

4 (3x)

Last - 6/12/16 @ Binghamton (AA)

Home Runs

2 (2x)

Last - 5/2/13 vs. Sacramento (AAA)

RBI

4 (5x)

Last - 6/8/16 @ Harrisburg (AA)

Runs

3 (2x)

Last - 5/2/13 vs. Sacramento (AAA)

Stolen Bases

1 (8x)

Last - 9/7/15 @ Arizona (NL)

Walks

3

6/20/08 vs. Asheville (A)

Hit Streak

11

4/8-4/21/10

Grand Slams

2

Last - 6/8/16 @ Harrisburg (AA)

Multi-home Games

2

Last - 5/2/13 vs. Sacramento (AAA)

PERSONAL

- Jackson Thomas Williams.
- Wife's name is Tera and has two sons, Ryder (10/1/12) and Chandler (1/17/16).
- Played three years of baseball at the University of Oklahoma, where he was a team captain and received All-Big 12 honors.
- 2004 graduate of Broken Arrow High School (Broken Arrow, Okla.).

TRANSACTIONS

- Selected by SF (1st Round, Compensation, 43rd overall) in the 2007 MLB June Amateur Draft.
- Elected free agency on Nov. 5, 2013.
- Signed with COL as a minor league free agent on Nov. 17, 2013.
- Had his contract first selected by COL on June 23, 2014.
- Acquired off waivers by LAA from COL on Oct. 22, 2014.
- Claimed by SF from LAA on March 17, 2015 in exchange for cash considerations.
- Elected free agency on Nov. 6, 2015.
- Signed with COL as a minor league free agent on Nov. 10, 2015.
- Elected free agency on Nov. 7, 2016.
- Signed with PIT as a minor league free agent on Jan. 6, 2017.
- Elected free agency on Nov. 6, 2017.
- Re-signed with PIT as a minor league free agent on Dec. 22, 2017.

2017

- Was a non-roster invite to Pittsburgh's big league spring training.
- Appeared in 55 games between Double-A Altoona and Indianapolis, batting .201 (38-for-189) with two home runs and 10 RBI.
- Recorded a nine-game hitting streak with Indy from 6/9-24, falling two games shy of matching his career high.
- Hosed 10 out of 34 basestealers (29.4%) with Indy.

2016

- Received a non-roster invite to Colorado's major league spring training.
- Was assigned to Double-A Hartford to begin the season; later promoted to Triple-A Albuquerque.
- Hit a combined .199 (47-for-236) between Hartford and Albuquerque with 10 doubles, one home run and 20 RBI in 68 games.
- Matched a career high with four RBI at Harrisburg on 6/8, also hitting his lone home run of the season, the second grand slam of his career.
- Registered two of his three career four-hit games (4/15 at Portland, 6/12 at Binghamton).
- Threw out 22-of-64 runners (34.3%) that attempted to steal on him with Hartford.

2015

- Spent most of the season at Double-A Richmond, batting .228 (63-for-276) with nine doubles, one home run and 18 RBI in 83 contests.
- Finished the season in the majors with San Francisco, appearing in seven games and batting .200 (2-for-10) with one double and one RBI.

2014

- Played most of the season with Triple-A Colorado Springs before having his contract first selected by the Rockies on 6/23.
- Appeared in 72 games with the Sky Sox, registering a career-high batting average of .256 (62-for-242).
- Made his major league debut on 8/27 at San Francisco as a defensive replacement.
- Recorded his first MLB hit off San Francisco's Yusmeiro Petit on 8/28.
- Smashed his only major league home run while also collecting three RBI on 9/7 vs. San Diego.

2013

- Appeared in 85 games with Triple-A Fresno and batted .230 (60-for-261) with 14 doubles, five home runs and 30 RBI.
- Recorded a two-homer game on 5/2 vs. Sacramento, the second of his career.

2012

- Batted .247 (73-for-295) and posted career highs in home runs (11), hits and RBI (40) with Fresno.

2011

- Split the season between Richmond and Fresno, batting .191 (34-for-178) with four home runs and 21 RBI in 74 games.

2010

- Split time between Richmond and Fresno, collecting a .204 average (65-for-318) and 22 extra-base hits in 102 affairs.
- Recorded a career-high 11-game hitting streak from 4/8-21.
- Named by Baseball America as the Pacific Coast League's "Best Defensive Catcher" after the season.

2009

- Ranked as the 16th-best prospect in the Giants system by Baseball America before the season.
- Batted .223 (67-for-300) with a career-high 20 doubles, two home runs and 24 RBI while appearing in a career-high 105 games with Double-A Connecticut.

2008

- Rated as San Francisco's No. 18 prospect by Baseball America prior to the season.
- Split the season with Class-A Augusta and High-A San Jose, hitting .205 (64-for-312) with five homers and 29 RBI in 97 games.

2007


- Hit .231 (30-for-130) with five home runs and 20 RBI in 42 games for Short-Season A Salem-Keizer.
- Belted his first professional homer on 6/28 vs. Spokane.

AWARDS & HONORS

N/A

CAREER BATTING STATS

YEAR	TEAM	LG	LVL	ORG	AVG	G	AB	R	H	2B	3B	HR	RBI	BB	SO	SB	CS	OBP	SLG	OPS	SF	SAC	HBP	GIDP	
2007	Salem-Keizer	NOR	A-	SF	.231	42	130	20	30	3	0	5	20	16	0	27	0	0	.338	.369	.707	4	4	7	5
2008	Augusta	SAL	A	SF	.179	47	156	22	28	7	0	2	13	15	0	37	0	0	.275	.263	.538	1	2	6	5
2008	San Jose	CAL	A+	SF	.231	50	156	22	36	5	0	3	16	15	0	40	2	3	.309	.321	.630	1	2	3	2
2009	Connecticut	EAS	AA	SF	.222	105	300	33	67	20	0	2	24	35	1	60	1	5	.316	.310	.626	1	6	6	11
2010	Richmond	EAS	AA	SF	.192	60	193	17	37	9	1	2	16	29	1	54	0	1	.317	.280	.597	1	6	7	6
2010	Fresno	PCL	AAA	SF	.224	42	125	16	28	7	0	3	15	15	1	33	1	1	.327	.352	.679	2	0	5	6
2011	Fresno	PCL	AAA	SF	.184	56	125	13	23	3	0	1	12	17	1	36	0	2	.288	.232	.520	2	1	2	3
2011	Richmond	EAS	AA	SF	.208	18	53	8	11	2	0	3	9	5	0	9	0	0	.288	.415	.703	0	0	1	0
2012	Fresno	PCL	AAA	SF	.247	86	295	34	73	15	1	11	40	13	2	62	0	0	.281	.417	.698	3	1	2	12
2013	Fresno	PCL	AAA	SF	.230	85	261	30	60	14	2	5	30	21	0	48	0	0	.289	.356	.645	3	2	2	3
2014	Colorado Springs	PCL	AAA	COL	.256	72	242	26	62	15	0	4	34	37	1	57	3	3	.353	.368	.721	3	3	1	6
2014	COLORADO	NL	MLB	COL	.211	7	14	1	3	0	0	1	3	2	0	4	0	0	.313	.429	.742	0	0	0	1
2015	Richmond	EAS	AA	SF	.228	83	276	26	63	9	1	1	18	29	1	50	1	2	.312	.279	.591	1	1	5	5
2015	San Francisco	NL	MLB	SF	.200	7	10	1	2	1	0	0	1	4	0	1	1	0	.429	.300	.729	0	0	0	0
2016	Albuquerque	PCL	AAA	COL	.095	6	21	2	2	1	0	0	2	0	0	3	0	0	.095	.143	.238	0	0	0	1
2016	Hartford	EAS	AA	COL	.209	62	215	15	45	9	1	1	18	22	2	41	0	1	.280	.274	.554	2	2	0	4
2017	Altoona	EAS	AA	PIT	.212	25	85	9	18	1	0	1	7	9	0	18	0	0	.299	.259	.558	1	0	2	1
2017	Indianapolis	INT	AAA	PIT	.192	30	104	7	20	2	0	1	3	8	1	26	0	0	.257	.240	.497	0	1	1	5
Minor League Totals					.202	869	2737	289	603	122	6	45	277	286	11	601	8	18	.303	.319	.622	25	32	50	75
Major League Totals					.208	14	24	2	5	1	0	1	4	6	0	5	1	0	.367	.375	.742	0	0	0	1



ERIC WOOD

UTILITY
Ht: 6-2

Wt: 210

Bats: Right

Throws: Right

Born: November 22, 1992 in Toronto, Ontario

Opening Day Age: 25

ML Service: 0.000

2018 Baseball America Ranking (PIT): N/A

Acquired: Selected by PIT in the 6th round (196th overall) of the 2012 MLB June Amateur Draft

@ericwood24

Single-Game Bests/Misc.

Hits

4 (4x)

Last - 6/28/17 vs. Durham (AAA)

Home Runs

2 (2x)

Last - 5/17/17 @ Columbus (AAA)

RBI

4 (5x)

Last - 6/11/17 vs. Columbus (AAA)

Runs

3 (8x)

Last - 7/6/17 @ Columbus (AAA)

Stolen Bases

1 (26x)

Last - 8/20/17 @ Syracuse (AAA)

Walks

3 (2x)

Last - 8/12/16 vs. Reading (AA)

Hit Streak

10

6/8-20/17 (AAA)

Grand Slams

1

6/16/13 @ Greensboro (A)

Multi-Home Games

2

Last - 5/17/17 @ Columbus (AAA)

PERSONAL

- Eric Elliot Wood.
- Entered the 2017 season rated as Pittsburgh's "Best Power Hitter" by *Baseball America*.
- Member of Team Canada in the 2017 World Baseball Classic.
- Played at Blinn College (Brenham, Texas) and hit .318 with four home runs and 39 RBI in one season.

TRANSACTIONS

- Selected by PIT (6th round, 196th overall) in the 2012 MLB June Amateur Draft.

2017

- Was on Indianapolis' Opening Day roster and hit .238 (99-for-416) with 25 doubles and five triples; matched or set career highs in home runs (16), RBI (61), stolen bases (7) and games played (120).
- Totaled six extra-base hits (four doubles, one triple, one home run) in a five-game stretch from 4/10-14; first five-game extra-base hit streak of his career.
- Logged his second career multi-home game on 5/17 at Columbus.
- Secured a career-best 10-game hitting streak from 6/8-20, batting .385 (15-for-39) with two home runs, three doubles and 11 RBI during the stretch.
- Tallied the fourth four-hit game of his career on 6/28 vs. Durham.
- From 7/21-8/24 (24 games), batted .088 (6-for-68) with one double and three RBI.
- Finished the regular season on a nine-game hitting streak, collecting five multi-hit performances and nine RBI.
- His 16 home runs led the team and his 61 RBI were good for second most on the squad (63, Danny Ortiz).
- Ranked among Pirates farmhand leaders in home runs (3rd) and RBI (6th).
- Started 114 total games at five different positions (3B - 6B, 1B - 22, LF - 11, RF - 6, DH - 6).

2016

- Spent the entire season with Double-A Altoona and hit .249 (100-for-402) while establishing career highs in home runs (16), walks (52) and runs scored (63).
- Led Altoona in home runs; had the second most among all Pirates farmhands and ranked sixth in the Eastern League.
- Named by *Baseball America* as the "Best Defensive Third Baseman" in the EL.
- Recorded his first career multi-home run game on 5/12 at Richmond.
- Went deep in both games of a doubleheader vs. Harrisburg on 7/15.
- Was selected to the EAS postseason All-Star Team.
- Batted .330 (29-for-88) with five doubles, three home runs and 20 RBI in 23 games for Surprise in the Arizona Fall League.
- Was named to the AFL All-Prospect Team after leading the league in RBI and tying for the league lead in hits.

2015

- Appeared in 101 games with Altoona and batted .237 (79-for-334) with 11 doubles, two home runs and 28 RBI.
- Matched his single-game best RBI total with four on 5/30 vs. Richmond.
- Tied a career high with four hits on 9/7 at Binghamton.

2014

- Spent the entire season at High-A Bradenton, batting .271 (108-for-399) with a career-high 28 doubles, three home runs and 44 RBI in 113 games.
- Also established career highs in hits, triples (6) and stolen bases (7).

2013

- Appeared in 97 games for Single-A West Virginia and posted a .255 clip (93-for-364) with 20 doubles, six home runs and 51 RBI.
- Hit his only career grand slam on 6/16 at Greensboro.

2012

- Split time between the GCL Pirates and Short-Season A State College, combining to bat .275 (39-for-142) with 15 extra-base hits and 30 RBI in 42 contests.
- Belted his first professional home run on 7/17 vs. GCL Braves.
- Hit .287 (35-for-122) with the GCL Pirates in 36 games before being promoted to State College.
- Appeared in six games with the Spikes and went 4-for-20 with six RBI.

AWARDS & HONORS

AFL All-Prospect Team (2016)

EAS All-Star (Post, 2016)

CAREER BATTING STATS

YEAR	TEAM	LG	LVL	ORG	AVG	G	AB	R	H	2B	3B	HR	RBI	BB	IBB	SO	SB	CS	OBP	SLG	OPS	SF	SAC	HBP	GDP
2012	GCL Pirates	GCL	R	PIT	.287	36	122	21	35	8	1	4	24	14	0	25	2	4	.371	.467	.838	1	2	3	2
2012	State College	NYP	A-	PIT	.200	6	20	0	4	1	1	0	6	0	0	9	0	0	.190	.350	.540	1	0	0	0
2013	WV Power	SAL	A	PIT	.255	97	364	40	93	20	0	6	51	29	0	88	2	3	.314	.360	.674	2	4	3	6
2014	Bradenton	FSL	A+	PIT	.271	113	399	51	108	28	6	3	44	41	0	93	7	3	.345	.393	.738	3	7	6	10
2015	Altoona	EAS	AA	PIT	.237	101	334	39	79	11	3	2	28	32	1	88	3	7	.303	.305	.608	3	3	1	5
2016	Altoona	EAS	AA	PIT	.249	118	402	63	100	20	5	16	50	52	1	88	5	4	.339	.443	.782	4	1	5	9
2017	Indianapolis	INT	AAA	PIT	.238	120	416	58	99	25	5	16	61	45	1	125	7	1	.311	.438	.749	8	1	3	14
Minor League Totals					.252	591	2057	272	518	113	21	47	264	213	3	516	26	22	.325	.396	.721	22	18	21	46



INTL. LEAGUE & OPPONENTS

GOVERNORS' CUP CHAMPIONSHIP TROPHY

The original Governors' Cup Trophy was created in 1933 and now resides proudly in the National Baseball Hall of Fame and Museum in Cooperstown. This second rendition of the trophy was created by the directors of the International League to carry on this proud tradition of excellence.

Red Wings 1994	COLUMBUS CLIPPERS RICK DOWN, MGR 1991	RICHMOND BRaves GRANT LITTLE, MGR 1994	INDIANAPOLIS INDIANS STEVE SMITH, MGR 2000	MEMPHIS REDS BILL EVERETT, MGR 2003
Braves 1994	COLUMBUS CLIPPERS RICK DOWN, MGR 1992	OTTAWA Lynx PATRICK MACKANIN, MGR 1995	DOUGLAS SPRINGFIELD DAVE KELLY, MGR 1994	DOUGLAS SPRINGFIELD DAVE KELLY, MGR 2004

Governors' Cup Trophy (International League)

INTERNATIONAL LEAGUE

MINOR LEAGUE BASEBALL, TRIPLE-A LEVEL

International League Offices
 55 S. High Street, Suite 202
 Dublin, OH 43017
 Phone: (614) 791-9300
 ILbaseball.com
 @TripleABaseball



RANDY MOBLEY
*International League
 President*

President/Treasurer Randy A. Mobley
 Vice President Ken Young
 League Administrator Chris Sprague
 Corporate Secretary Max Schumacher

Media Relations Chris Sprague, (614) 791-9300
 Contact Email office@ilbaseball.com

LEAGUE INFO

Years Active:
 1884-Present

2018 Open/Close:
 April 5/Sept. 3

Roster Limits:
 25 active players for
 duration of season

2018 PLAYOFF FORMAT

West Division champion will play South Division champion in best-of-five series, while North Division champion will face the Wild Card club (the non-division winner with the highest winning percentage). Winners will meet in best-of-five Governors' Cup Finals for league championship.

2018 DIVISIONAL ALIGNMENT

IL West

Columbus Clippers (CLE)
 Indianapolis Indians (PIT)
 Louisville Bats (CIN)
 Toledo Mud Hens (DET)

IL South

Charlotte Knights (CHW)
 Durham Bulls (TB)
 Gwinnett Strippers (ATL)
 Norfolk Tides (BAL)

IL North

Buffalo Bisons (TOR)
 Lehigh Valley IronPigs (PHI)
 Pawtucket Red Sox (BOS)
 Rochester Red Wings (MIN)
 Scranton/W-B RailRiders (NYY)
 Syracuse Chiefs (WSH)

31st ANNUAL TRIPLE-A ALL-STAR GAME

2018 Triple-A All-Star Game
 presented by Huntington Bank and Gildan

July 11, 7:00 p.m. ET

IL vs. PCL

Huntington Park (Columbus)

Media Day

July 10, 2018

2018 Triple-A Home Run Derby

July 9, 2018 - 6 p.m. ET



Year	Result	Location
2017	PCL 6, IL 4	Tacoma, Wash.
2016	IL 4, PCL 2	Charlotte, N.C.
2015	IL 4, PCL 3	Omaha, Neb.
2014	IL 7, PCL 3	Durham, N.C.
2013	IL 4, PCL 3	Reno, Nev.
2012	PCL 3, IL 0	Buffalo, N.Y.
2011	IL 3, PCL 0	Salt Lake City, Utah
2010	IL 2, PCL 1	Allentown, Pa.
2009	IL 6, PCL 5	Portland, Ore.
2008	PCL 6, IL 5	Louisville, Ky.
2007	IL 7, PCL 5	Albuquerque, N.M.
2006	IL 6, PCL 0	Toledo, Ohio
2005	PCL 11, IL 5	Sacramento, Calif.
2004	IL 4, PCL 3	Pawtucket, R.I.
2003	IL 13, PCL 9	Memphis, Tenn.
2002	PCL 5, IL 0	Oklahoma City, Okla.
2001	PCL 9, IL 5	Indianapolis, Ind.
2000	PCL 8, IL 2	Rochester, N.Y.
1999	PCL 9, IL 5	New Orleans, La.
1998	IL 8, PCL 4	Norfolk, Va.

IL leads PCL, 12-8

INTERNATIONAL LEAGUE

13th ANNUAL TRIPLE-A NATIONAL CHAMPIONSHIP

2018 Gildan Triple-A National Championship

Sept. 18, 7:05 p.m. ET
IL Champion vs. PCL Champion
Huntington Park (Columbus)



Year	Result	Location
2017	Durham 5, Memphis 3	Moosic, Pa.
2016	Scranton/W-B 3, El Paso 1	Memphis, Tenn.
2015	Fresno 7, Columbus 0	El Paso, Texas
2014	Omaha 4, Pawtucket 2	Charlotte, N.C.
2013	Omaha 2, Durham 1	Allentown, Pa.
2012	Reno 10, Pawtucket 3	Durham, N.C.
2011	Columbus 8, Omaha 3	Albuquerque, N.M.
2010	Columbus 12, Tacoma 6	Oklahoma City, Okla.
2009	Durham 5, Memphis 4	Oklahoma City, Okla.
2008	Sacramento 4, Scranton/W-B 1	Oklahoma City, Okla.
2007	Sacramento 7, Richmond 1	Oklahoma City, Okla.
2006	Tucson 5, Toledo 2	Oklahoma City, Okla.

YEAR-BY-YEAR DIVISIONAL RESULTS (SINCE 1998)

Year	IL West	IL South	IL North	Overall Record
2017	38-32	21-12	20-19	79-63
2016	35-40	18-13	17-21	70-74
2015	35-34	22-15	26-12	83-61
2014	33-31	16-16	24-24	73-71
2013	36-28	18-14	26-22	80-64
2012	42-22	20-12	27-21	89-55
2011	30-34	16-16	30-18	76-68
2010	29-35	16-16	26-22	71-73
2009	29-35	17-15	24-23	70-73
2008	27-37	20-12	21-27	68-76
2007	19-29	25-22	26-22	70-73
2006	22-26	28-18	26-22	76-66
2005	21-27	30-18	27-21	78-66
2004	29-19	22-26	15-33	66-78
2003	20-27	22-26	22-25	64-78
2002	24-24	24-24	19-28	67-76
2001	23-25	22-26	21-27	66-78
2000	35-13	28-20	18-30	81-63
1999	25-23	22-26	28-20	75-69
1998	32-16	22-26	22-25	76-67
Totals	584-557 (.512)	429-373 (.535)	465-462 (.502)	
Best (by pct.)	35-13 (.729)	21-12 (.636)	26-12 (.684)	
Worst (by pct.)	19-29 (.396)	22-26 (.458)	15-33 (.313)	

BUFFALO BISONS

AFFILIATE OF THE TORONTO BLUE JAYS SINCE 2013

International League North
One James D. Griffin Plaza
Buffalo, NY 14203
Phone: (716) 846-2000
Bisons.com



@BuffaloBisons

Owner & President Robert E. Rich, Jr.
Vice President & General Manager Mike Buczkowski

Field Manager (Since) Bobby Meacham (2017)
Pitching Coach Bob Stanley
Hitting Coach Corey Hart
Position Coach Devon White

Director of Marketing & Media Relations Brad Bisbing, (716) 846-2019
Contact Email bbisbing@bisons.com
Media Relations Manager Ben Wagner, (716) 846-2280
Contact Email bwagner@bisons.com

2017 RESULTS (INDIANS SPLIT SERIES, 3-3)

Date	Site	W/L	Score
8/7	IND	W	4-0
8/8	IND	W	5-3
8/9	IND	L	3-1

Date	Site	W/L	Score
8/15	BUF	W	8-3
8/16	BUF	L	5-4 (10)
8/17	BUF	L	4-1



BOBBY MEACHAM

2nd season, BUF
65-76 (.461)

3rd season, Triple-A
123-159 (.436)

TOR SYSTEM

Top 10 Prospects

(by Baseball America)

1. Vladimir Guerrero Jr., 3b
2. Bo Bichette, ss/2b
3. Anthony Alford, of
4. Nate Pearson, rhp
5. Lourdes Gurriel, ss/2b
6. Eric Pardo, rhp
7. Danny Jansen, c
8. Logan Warmoth, ss
9. Richard Urena, ss
10. Ryan Borucki, lhp

In BA's Top 100

- Vladimir Guerrero Jr. (#3)
Bo Bichette (#8)
Anthony Alford (#60)
Nate Pearson (#91)

YEAR-BY-YEAR SERIES RESULTS (SINCE 1998)

Year	Home	Road	Totals	Year	Home	Road	Totals	Year	Home	Road	Totals
1998	1-3	1-3	2-6	2005	3-1	2-2	5-3	2012	2-2	3-1	5-3
1999	0-4	2-2	2-6	2006	3-1	3-1	6-2	2013	3-1	2-2	5-3
2000	1-3	2-2	3-5	2007	3-1	2-2	5-3	2014	3-1	1-3	4-4
2001	2-2	3-1	5-3	2008	2-2	2-2	4-4	2015	2-1	3-0	5-1
2002	2-2	2-2	4-4	2009	2-2	3-1	5-3	2016	0-3	1-2	1-5
2003	1-3	0-3	1-6	2010	3-1	3-1	6-2	2017	2-1	1-2	3-3
2004	1-3	1-3	2-6	2011	3-1	3-1	6-2				

SERIES FACTS & CLUB INFO

Record Since 1998	79-74 (.516)	Team, Years in IL	In 105th season
At Indianapolis	39-38 (.506)	IL Titles (Last)	6 (2004)
At Buffalo	40-36 (.526)	Ballpark (Since)	Coca-Cola Field (1988)
Margin of Victory	11 runs	Capacity	16,907
<i>1x, Last:</i>	6/25/99 (12-1 at BUF)	Dimensions	LF-325, CF-404, RF-325
Margin of Defeat	13 runs	Home Radio Station	ESPN 1520 AM
<i>1x, Last:</i>	6/9/11 (15-2 at BUF)	Broadcast	Ben Wagner, Duke McGuire
Sweeps (4G or More)	0 (Indians)	Indians Hotel	Hyatt Regency Buffalo
<i>0x, Last:</i>	N/A	Address	Two Fountain Plaza, Buffalo, NY
Sweeps (4G or More)	1 (Bisons)	Phone	(716) 856-1234
<i>1x, Last:</i>	7/19-22, 1999 (at IND)		

2018 SCHEDULE (Site)

4/12-15 BUF

7/27-29 IND

CHARLOTTE KNIGHTS

AFFILIATE OF THE CHICAGO WHITE SOX SINCE 1999

International League South
324 South Mint St.
Charlotte, NC 28202
Phone: (704) 274-8300
CharlotteKnights.com
@KnightsBaseball



Chief Operating Officer Dan Rajkowski
General Manager Rob Egan

Field Manager (Since) Mark Grudzielanek (2017)
Pitching Coach Steve McCatty
Hitting Coach Andy Tomberlin
Coach Garey Ingram

Director of Media Relations Tommy Viola, (704) 274-8203
Contact Email tommyv@charlotteknights.com

2017 RESULTS (INDIANS WON SERIES, 5-1)

Date	Site	W/L	Score
5/8	IND	W	5-3
5/9	IND	W	3-2
5/10	IND	W	1-0

Date	Site	W/L	Score
6/16	CHA	L	12-4
6/17	CHA	W	6-5
6/18	CHA	W	12-11



MARK GRUDZIELANEK

2nd season, CHA

61-81 (.430)

2nd season, Triple-A

61-81 (.430)

CWS SYSTEM

Top 10 Prospects

(by Baseball America)

1. Eloy Jimenez, of
2. Michael Kopech, rhp
3. Alec Hansen, rhp
4. Luis Robert, of
5. Dane Dunning, rhp
6. Zack Collins, c
7. Jake Burger, 3b
8. Blake Rutherford, of
9. Gavin Sheets, 1b
10. Dylan Cease, rhp

In BA's Top 100

- Eloy Jimenez (#4)
- Michael Kopech (#11)
- Alec Hansen (#57)
- Luis Robert (#58)
- Dane Dunning (#82)

YEAR-BY-YEAR SERIES RESULTS (SINCE 1998)

Year	Home	Road	Totals	Year	Home	Road	Totals	Year	Home	Road	Totals
1998	6-0	1-5	7-5	2005	5-1	3-3	8-4	2012	1-3	2-2	3-5
1999	4-2	4-2	8-4	2006	2-4	4-2	6-6	2013	2-2	1-3	3-5
2000	1-5	2-4	3-9	2007	4-2	3-3	7-5	2014	0-4	3-1	3-5
2001	4-2	1-5	5-7	2008	3-1	1-3	4-4	2015	3-0	3-4	6-4
2002	4-3	5-0	9-3	2009	3-1	2-2	5-3	2016	4-0	2-1	6-1
2003	4-2	0-6	4-8	2010	3-1	3-1	6-2	2017	3-0	2-1	5-1
2004	3-3	2-4	5-7	2011	3-1	2-2	5-3				

SERIES FACTS & CLUB INFO

All-Time Record 108-91 (.543)
At Indianapolis 62-37 (.626)
At Charlotte 46-54 (.460)

Margin of Victory 16 runs
1x, Last: 5/6/04 (19-3 at IND)
Margin of Defeat 12 runs
1x, Last: 6/21/15 (13-1 at CHA)

Sweeps (4G or More) 3 (Indians)
3x, Last: 7/21-24, 2016 (at IND)
Sweeps (4G or More) 3 (Knights)
3x, Last: 7/21-24, 2014 (at IND)

Team, Years in IL In 26th season
IL Titles (Last) 2 (1999)

Ballpark (Since) BB&T Ballpark (2014)
Capacity 10,200
Dimensions LF-330, CF-400, RF-315

Home Radio Station ESPN Charlotte - 730 AM
Broadcast Matt Swierad

Indians Hotel Doubletree by Hilton Charlotte
Address 895 West Trade Street, Charlotte, NC
Phone (704) 347-0070

2018 SCHEDULE (Site)

4/20-22 IND
7/20-22 ... CHA

5/25-28 CHA

COLUMBUS CLIPPERS


AFFILIATE OF THE CLEVELAND INDIANS SINCE 2009

International League West
330 Huntington Park Lane
Columbus, OH 43215
Phone: (614) 462-5250
ClippersBaseball.com
@CLBClippers



President & General Manager.....Ken Schnacke
 Assistant General Manager.....Mark Warren
 Field Manager (Since).....Chris Tremie (2013)
 Pitching Coach.....Steve Karsay
 Hitting Coach.....Johnny Narron
 Bench Coach.....Bobby Magallanes

Assistant Director of Media Relations.....Anthony Slosser, (614) 722-1134
 Contact Email.....aslosser@clippersbaseball.com



CHRIS TREMIE

6th season, COL
 386-332 (.538)

6th season, Triple-A
 386-332 (.538)

CLE SYSTEM

Top 10 Prospects
(by Baseball America)

1. Francisco Mejia, c
2. Triston McKenzie, rhp
3. Bobby Bradley, 1b
4. Nolan Jones, 3b
5. Shane Bieber, rhp
6. Yu-Cheng Chang, ss
7. Willi Castro, ss
8. Greg Allen, of
9. George Valera, of
10. Will Benson, of

In BA's Top 100

Francisco Mejia (#20)
 Triston McKenzie (#33)

2017 RESULTS (INDIANS LOST SERIES, 10-12)

Date	Site	W/L	Score	Date	Site	W/L	Score
4/10	IND	L	1-0 (11)	7/4	IND	L	1-0
4/11	IND	L	2-0	7/5	COL	L	6-5
4/12	IND	L	7-6	7/6	COL	W	21-1
5/6	COL	W	6-1	8/1	COL	L	3-2
5/7	COL	W	5-4	8/2	COL	L	6-3
5/15	COL	L	5-4	8/3	COL	L	10-1
5/16 (1)	COL	W	5-1 (7)	8/25	IND	W	3-1
5/16 (2)	COL	W	9-0 (7)	8/26	IND	W	11-10
5/17	COL	W	8-4	8/27	IND	L	3-2
5/18	COL	W	4-2				
6/9	COL	L	8-1				
6/10	IND	L	8-4				
6/11	IND	W	9-3				

YEAR-BY-YEAR SERIES RESULTS (SINCE 1988)

Year	Home	Road	Totals	Year	Home	Road	Totals	Year	Home	Road	Totals
1988	2-0	2-1	4-1	2002	4-4	4-4	8-8	2010	4-7	4-6	8-13
1989	2-1	2-1	4-2	2003	4-4	2-6	6-10	2011	4-6	4-7	8-13
1990	1-1	0-3	1-4	2004	5-3	3-5	8-8	2012	6-5	4-6	10-11
1991	1-2	0-2	1-4	2005	1-7	4-4	5-11	2013	4-7	8-3	12-10
1998	7-1	4-4	11-5	2006	5-3	3-5	8-8	2014	5-5	8-3	13-8
1999	3-5	3-5	6-10	2007	5-3	3-5	8-8	2015	5-4	5-7	10-11
2000	6-2	6-2	12-4	2008	5-5	3-8	8-13	2016	5-6	6-8	11-14
2001	6-2	2-6	8-8	2009	6-4	5-6	11-10	2017	3-6	7-6	10-12

SERIES FACTS & CLUB INFO

Record Since 1988191-206 (.481)	Team, Years in ILIn 58th season
At Indianapolis99-93 (.516)	IL Titles (Last)10 (2015)
At Columbus92-113 (.449)	Ballpark (Since)Huntington Park (2009)
Margin of Victory20 runs	Capacity10,100
<i>1x, Last:</i>7/6/17 (21-1 at COL)	DimensionsLF-325, CF-400, RF-318
Margin of Defeat16 runs	Home Radio StationWMNI 95.1 FM and 920 AM
<i>1x, Last:</i>8/5/03 (17-1 at IND)	BroadcastScott Leo, Ryan Mitchell
Sweeps (4G or More)2 (Indians)	Indians HotelCrowne Plaza
<i>2x, Last:</i>4/4-6, 2014 (at COL)	Address33 E Nationwide Blvd, Columbus, OH
Sweeps (4G or More)2 (Clippers)	Phone(614) 461-4100
<i>2x, Last:</i>4/7-10, 2011 (at IND)	

4/6-8 IND	4/27-29 ... COL	2018 SCHEDULE (Site)	6/15-17 COL	6/28-7/1 ... COL
7/6-8 IND	7/30-8/1 ... COL	5/11-13 IND		
		8/21-23 IND		

DURHAM BULLS

AFFILIATE OF THE TAMPA BAY RAYS SINCE 1998

International League South
409 Blackwell Street
Durham, NC 27702
Phone: (919) 687-6500
DurhamBulls.com
@DurhamBulls



Vice President, Capitol Sports George Habel
Vice President, Baseball Operations..... Mike Birling

Field Manager (Since) Jared Sandberg (2015)
Pitching Coach Rick Knapp
Field Coaches Dan DeMent, Ben Johnson


Director of Communications Matt Sutor, (919) 687-6574
Contact Email msutor@durhambulls.com

2017 RESULTS (INDIANS LOST SERIES, 4-6)

Date	Site	W/L	Score
4/18	IND	L	6-5 (11)
4/19	IND	W	8-5
4/20	IND	L	4-1
6/26	IND	L	1-0
6/27	IND	L	8-0
6/28	IND	W	11-6
6/29	IND	W	4-0

Date	Site	W/L	Score
7/17	DUR	W	5-2
7/18	DUR	L	5-1
7/19	DUR	L	9-4
*9/6	DUR	L	10-3
*9/7	DUR	L	2-0
*9/8	IND	W	5-0
*9/9	IND	L	4-3

* Governors' Cup Playoffs



JARED SANDBERG

4th season, DUR

224-206 (.521)

4th season, Triple-A

224-206 (.521)

TB SYSTEM

Top 10 Prospects

(by Baseball America)

1. Brent Honeywell, rhp
2. Willy Adames, ss
3. Brendan McKay, lhp, 1b
4. Jake Bauers, 1b/of
5. Jesus Sanchez, of
6. Wander Franco, ss
7. Lucius Fox, ss
8. Justin Williams, of
9. Garrett Whitley, of
10. Austin Franklin, rhp

In BA's Top 100

- Brent Honeywell (#14)
Willy Adames (#19)
Brendan McKay (#39)
Jake Bauers (#45)
Jesus Sanchez (#49)
Wander Franco (#96)

YEAR-BY-YEAR SERIES RESULTS (SINCE 1998)

Year	Home	Road	Totals
1998	1-5	1-5	2-10
1999	3-3	2-4	5-7
2000	5-1	3-3	8-4
2001	5-1	2-4	7-5
2002	3-3	3-3	6-6
2003	4-2	1-5	5-7
2004	4-2	1-5	5-7

Year	Home	Road	Totals
2005	5-1	4-2	9-3
2006	5-1	3-3	8-4
2007	3-3	2-4	5-7
2008	3-1	2-2	5-3
2009	3-1	2-2	5-3
2010	2-2	1-3	3-5
2011	1-3	2-2	3-5

Year	Home	Road	Totals
2012	3-1	3-1	6-2
2013	2-2	1-3	3-5
2014	2-2	2-2	4-4
2015	4-2	2-2	6-4
2016	2-1	2-1	4-2
2017	3-4	1-2	4-6

SERIES FACTS & CLUB INFO

All-Time Record 103-99 (.510)
At Indianapolis 63-41 (.606)
At Durham 40-58 (.408)

Margin of Victory 11 runs
2x, Last: 4/25/16 (12-1 at DUR)
Margin of Defeat 12 runs
3x, Last: 7/22/07 (13-1 at IND)

Sweeps (46 or More) 0 (Indians)
0x, Last: N/A
Sweeps (46 or More) 1 (Bulls)
1x, Last: 8/7-10, 1998 (at IND)

Team, Years in IL In 21st season
IL Titles (Last) 5 (2017)

Ballpark (Since) DBAP (1995)
Capacity 10,000
Dimensions LF-305, CF-400, RF-325

Home Radio Station 99.3 FM and 96.5 FM The Buzz
Broadcast Patrick Kinas

Indians Hotel Hilton Durham, Duke University
Address 3800 Hillsborough Rd., Durham, NC
Phone (919) 383-8033

2018 SCHEDULE (Site)

5/18-20 DUR

6/22-24 IND


GWINNETT STRIPERS

AFFILIATE OF THE ATLANTA BRAVES SINCE 1966*

International League South
2500 Buford Drive
Lawrenceville, GA 30043
Phone: (678) 277-0300
GoStripers.com
@GoStripers



*Moved from Richmond to Gwinnett in 2009



DAMON BERRYHILL

2nd season, GWN

71-71 (.500)

4th season, Triple-A

220-208 (.514)

Vice President & General Manager North Johnson
Assistant General Manager Shari Massengill

Field Manager (Since) Damon Berryhill (2017)
Pitching Coach Reid Cornelius
Hitting Coach John Moses

Media Relations Manager Dave Lezotte, (678) 277-0320
Contact Email dave.lezotte@braves.com

2017 RESULTS (INDIANS WON SERIES, 6-4)

Date	Site	W/L	Score
6/2	IND	W	4-1
6/3	IND	L	6-4 (11)
6/4	IND	W	5-3
7/7	GWN	W	6-4
7/8	GWN	W	3-1
7/9	GWN	L	7-2

Date	Site	W/L	Score
7/20	GWN	W	11-1
7/21	GWN	L	9-3
7/22	GWN	L	2-1
7/23	GWN	W	10-2

ATL SYSTEM

Top 10 Prospects

(by Baseball America)

1. Ronald Acuna, of
2. Luiz Gohara, lhp
3. Mike Soroka, rhp
4. Kyle Wright, rhp
5. Ian Anderson, rhp
6. Austin Riley, 3b
7. Kolby Allard, lhp
8. Max Fried, lhp
9. Cristian Pache, of
10. Alex Jackson, c

In BA's Top 100

- Ronald Acuna (#1)
Luiz Gohara (#23)
Mike Soroka (#27)
Kyle Wright (#34)
Ian Anderson (#42)
Austin Riley (#54)
Kolby Allard (#65)
Max Fried (#72)

YEAR-BY-YEAR SERIES RESULTS (SINCE 2009)

Year	Home	Road	Totals	Year	Home	Road	Totals
2009	1-3	1-3	2-6	2014	3-1	2-2	5-3
2010	2-2	2-2	4-4	2015	3-1	1-3	4-4
2011	2-2	2-2	4-4	2016	2-1	3-4	5-5
2012	2-2	4-0	6-2	2017	2-1	4-3	6-4
2013	4-0	1-3	5-3				

SERIES FACTS & CLUB INFO

All-Time Record 41-35 (.539)	Team, Years in IL In 10th season
At Indianapolis 21-13 (.618)	IL Titles (Last) 0 (N/A)
At Stripers 20-22 (.476)	
Margin of Victory 10 runs	Ballpark (Since) Coolray Field (2009)
1x, Last: 7/20/17 (11-1 at GWN)	Capacity 10,427
Margin of Defeat 9 runs	Dimensions LF-335, CF-400, RF-335
2x, Last: 7/26/16 (11-2 at GWN)	
Sweeps (4G or More) 2 (Indians)	Home Radio Station 97.7 FM The Other Side of the River
2x, Last: 4/27-30, 2013 (at IND)	Broadcast Tony Schiavone
Sweeps (4G or More) 0 (Braves)	
0x, Last: N/A	Indians Hotel Courtyard Marriott
	Address 1405 Mall of GA Blvd., Buford, GA
	Phone (678) 745-3380

5/3-6 IND
7/16-19 GWN


2018 SCHEDULE (Site)

5/29-31 IND

LEHIGH VALLEY IRONPIGS

AFFILIATE OF THE PHILADELPHIA PHILLIES SINCE 2008

International League North
1050 IronPigs Way
Allentown, PA 18109
Phone: (610) 841-7447
IronPigsBaseball.com
@IronPigs



GARY JONES

1st season, LHV
N/A

7th season, Triple-A
450-409 (.524)

PHI SYSTEM

Top 10 Prospects

(by Baseball America)

1. J.P. Crawford, ss
2. Sixto Sanchez, rhp
3. Scott Kingery, 2b
4. Adonis Medina, rhp
5. Adam Haseley, of
6. JoJo Romero, lhp
7. Jhailyn Ortiz, of
8. Jorge Alfaro, c
9. Mickey Moniak, of
10. Franklyn Kilome, rhp

In BA's Top 100

- J.P. Crawford (#16)
Sixto Sanchez (#25)
Scott Kingery (#31)
Adonis Medina (#84)
Adam Haseley (#100)

President & General Manager.....Kurt Landes

Field Manager (Since).....Gary Jones (2018)

Pitching Coach.....Dave Lundquist

Hitting Coach.....Sal Rende

Coach.....Wes Helms

Director of Media Relations & Broadcasting.....Matt Provence, (610) 841-1217

Contact Email.....mprovence@ironpigsbaseball.com

2017 RESULTS (INDIANS SPLIT SERIES, 3-3)

Date	Site	W/L	Score	Date	Site	W/L	Score
5/23	LHV	L	3-1	5/30	IND	W	8-5
5/24	LHV	L	10-6	5/31	IND	L	6-0
5/25	LHV	W	8-4	6/1	IND	W	5-0

YEAR-BY-YEAR SERIES RESULTS (SINCE 2008)

Year	Home	Road	Totals	Year	Home	Road	Totals
* Team est. in 2008							
2008	2-2	1-3	3-5	2013	3-1	1-3	4-4
2009	1-3	1-3	2-6	2014	3-1	3-1	6-2
2010	0-4	2-2	2-6	2015	3-0	3-1	6-1
2011	2-2	3-1	5-3	2016	0-3	2-1	2-4
2012	3-1	0-4	3-5	2017	2-1	1-2	3-3

SERIES FACTS & CLUB INFO

All-Time Record.....36-39 (.480)
At Indianapolis.....19-18 (.514)
At Lehigh Valley.....17-21 (.447)

Margin of Victory.....6 runs
1x, Last:.....8/12/16 (6-0 at LHV)

Margin of Defeat.....8 runs
1x, Last:.....6/4/15 (8-0 at LHV)

Sweeps (4G or More).....0 (Indians)
0x, Last:.....N/A

Sweeps (4G or More).....2 (IronPigs)
2x, Last:.....5/15-18, 2012 (at LHV)

Team, Years in IL.....In 11th season
IL Titles (Last).....0 (N/A)

Ballpark (Since).....Coca-Cola Park (2008)
Capacity.....10,100
Dimensions.....LF-325, CF-400, RF-325

Home Radio Station.....ESPN 1230-1320
Broadcast.....Matt Provence, Patrick McCarthy

Indians Hotel.....Staybridge Suites Allentown
Address.....1787-A Airport Rd, Allentown, PA
Phone.....(610) 443-5000

8/7-9.....IND

2018 SCHEDULE (Site)

8/16-19.....LHV

LOUISVILLE BATS

AFFILIATE OF THE CINCINNATI REDS SINCE 2000

International League West
401 East Main Street
Louisville, KY 40202
Phone: (502) 212-2287
BatsBaseball.com
@LouisvilleBats



President Gary Ulmer
 Sr. Vice President Greg Gallette
 Field Manager (Since) Pat Kelly (2018)
 Pitching Coach Jeff Fassero
 Hitting Coach Leon Durham
 Coach Dick Schofield

Director of Media & Public Relations Alex Mayer, (502) 614-4544
 Contact Email amayer@batsbaseball.com

2017 RESULTS (INDIANS WON SERIES, 15-8)

Date	Site	W/L	Score	Date	Site	W/L	Score
6/23	LOU	W	6-2	8/4	LOU	W	1-0
6/24 (1)	LOU	W	4-2 (7)	8/5	LOU	W	3-2
6/24 (2)	LOU	L	8-4 (7)	8/21	IND	W	6-1
6/25	LOU	L	4-2	8/22	IND	L	4-3
6/30	IND	W	6-5	8/23	IND	W	10-2
7/1	IND	W	8-2	8/24	IND	W	10-0
7/2	IND	L	1-0	8/28 (1)	LOU	W	7-1 (7)
7/3	IND	W	5-4	8/28 (2)	LOU	L	4-3 (8)
7/13	IND	W	10-0	8/29	LOU	L	7-4
7/14	IND	W	6-0	8/30	LOU	W	6-1
7/15	IND	L	2-0	8/31	LOU	W	8-6
7/16	IND	L	6-5				

YEAR-BY-YEAR SERIES RESULTS (SINCE 1998)

Year	Home	Road	Totals	Year	Home	Road	Totals	Year	Home	Road	Totals
1998	5-3	6-2	11-5	2005	3-5	5-3	8-8	2012	10-1	8-3	18-4
1999	4-4	5-3	9-7	2006	3-5	5-3	8-8	2013	5-6	4-7	9-13
2000	6-2	7-1	13-3	2007	4-4	2-6	6-10	2014	4-7	6-5	10-12
2001	2-6	4-4	6-10	2008	5-6	5-6	10-12	2015	6-8	5-6	11-14
2002	4-4	3-5	7-9	2009	4-7	3-8	7-15	2016	8-6	4-8	12-14
2003	3-5	4-4	7-9	2010	4-7	6-5	10-12	2017	8-4	7-4	15-8
2004	5-3	4-4	9-7	2011	4-7	6-5	10-12				

SERIES FACTS & CLUB INFO

Record Since 1998 196-192 (.505)	Team, Years in IL In 21st season
At Indianapolis 97-100 (.492)	IL Titles (Last) 1 (2001)
At Louisville 99-92 (.518)	
Margin of Victory 14 runs	Ballpark (Since) Louisville Slugger Field (2000)
1x, Last: 5/31/05 (15-1 at IND)	Capacity 13,131
Margin of Defeat 15 runs	Dimensions LF-325, CF-405, RF-340
1x, Last: 8/9/07 (16-1 at LOU)	
Sweeps (4G or More) 1 (Indians)	Home Radio Station WKRD-790 AM
1x, Last: 6/30-7/3, 2012 (at LOU)	Broadcast Nick Curran
Sweeps (4G or More) 0 (Bats)	Indians Hotel The Galt House
0x, Last: N/A	Address 140 N 4th Street, Louisville, KY
	Phone (502) 589-5200

2018 SCHEDULE (Site)

5/7-10 LOU	5/21-24 IND	7/2-3 LOU	7/4-5 IND	8/24-25 LOU
8/26-27 IND	8/31-9/1.. IND	9/2-3 LOU		



PAT KELLY

1st season, LOU
N/A

10th season, Triple-A
685-741 (.480)

CIN SYSTEM

Top 10 Prospects

(by Baseball America)

1. Nick Senzel, 3b
2. Hunter Greene, rhp
3. Taylor Trammell, of
4. Tyler Mahle, rhp
5. Jesse Winker, of
6. Tony Santillan, rhp
7. Jose Siri, of
8. Shed Long, 2b
9. Vladimir Gutierrez, rhp
10. Tyler Stephenson, c

In BA's Top 100

- Nick Senzel (#7)
 Hunter Greene (#29)
 Taylor Trammell (#48)
 Tyler Mahle (#90)
 Jesse Winker (#98)

NORFOLK TIDES

AFFILIATE OF THE BALTIMORE ORIOLES SINCE 2007

International League South
150 Park Avenue
Norfolk, VA 23510
Phone: (757) 622-2222
NorfolkTides.com
@NorfolkTides



President Ken Young
General Manager Joe Gregory

Field Manager (Since) Ron Johnson (2012)
Pitching Coach Mike Griffin
Hitting Coach Butch Davis
Field Coach Jose Hernandez

Director of Media Relations Ian Locke, (757) 622-2222
Contact Email ilocke@norfolktides.com



RON JOHNSON

7th season, NOR
422-440 (.490)

13th season, Triple-A
939-923 (.504)

BAL SYSTEM

Top 10 Prospects

(by Baseball America)

1. Austin Hays, of
2. Ryan Mountcastle, 3b/ss
3. Chance Sisco, c
4. Hunter Harvey, rhp
5. D.L. Hall, lhp
6. Tanner Scott, lhp
7. Cody Sedlock, rhp
8. Anthony Santander, of
9. Cedric Mullins, of
10. Chris Lee, lhp

In BA's Top 100

Austin Hays (#21)
Chance Sisco (#68)
Ryan Mountcastle (#71)

2017 RESULTS (INDIANS WON SERIES, 6-1)

Date	Site	W/L	Score
5/11	IND	W	7-1
5/12	IND	L	11-4
5/13	IND	W	4-1
5/14	IND	W	5-4 (11)

Date	Site	W/L	Score
6/13	NOR	W	7-3
6/15 (1)	NOR	W	2-1 (7)
6/15 (2)	NOR	W	4-3 (7)

YEAR-BY-YEAR SERIES RESULTS (SINCE 1988)

Year	Home	Road	Totals	Year	Home	Road	Totals	Year	Home	Road	Totals
1988	2-0	2-1	4-1	2003	3-3	3-3	6-6	2012	3-1	2-2	5-3
1989	2-1	0-2	2-3	2004	4-3	3-2	7-5	2013	3-1	4-0	7-1
1990	2-0	1-2	3-2	2005	3-3	2-4	5-7	2014	2-2	2-2	4-4
1991	2-1	0-1	2-2	2006	4-2	2-2	6-4	2015	3-3	3-0	6-3
1998	2-4	3-3	5-7	2007	2-4	5-0-1	7-4-1	2016	3-3	0-2	3-5
1999	2-5	1-4	3-9	2008	4-0	3-1	7-1	2017	3-1	3-0	6-1
2000	3-3	5-1	8-4	2009	3-1	2-2	5-3				
2001	4-2	2-4	6-6	2010	2-2	1-3	3-5				
2002	0-6	2-4	2-10	2011	2-2	2-2	4-4				

SERIES FACTS & CLUB INFO

Record Since 1988 116-100-1 (.537)	Team, Years in IL In 50th season
At Indianapolis 63-53 (.543)	IL Titles (Last) 5 (1985)
At Norfolk 53-47-1 (.530)	
Margin of Victory 12 runs	Ballpark (Since) Harbor Park (1993)
1x, Last: 7/6/91 (12-0 at IND)	Capacity 11,856
Margin of Defeat 10 runs	Dimensions LF-333, CF-410, RF-318
2x, Last: 4/15/05 (11-1 at NOR)	
Sweeps (4G or More) 4 (Indians)	Home Radio Station ESPN 94.1 FM
4x, Last: 6/17-20, 2013 (at NOR)	Broadcast Pete Michaud, Jeff McCarragher
Sweeps (4G or More) 1 (Tides)	
1x, Last: 6/18-21, 2002 (at IND)	Indians Hotel Aloft Chesapeake
	Address 1454 Crossways Blvd, Chesapeake, VA
	Phone (757) 410-9562

5/15-17 NOR

2018 SCHEDULE (Site)

6/19-21 IND

PAWTUCKET RED SOX

AFFILIATE OF THE BOSTON RED SOX SINCE 1973


International League North
One Ben Mondor Way
Pawtucket, RI 02861
Phone: (401) 724-7300
PawSox.com
@PawSox



President Charles Steinberg
Executive Vice President & General Manager..... Dan Rea III

Field Manager (Since).....Kevin Boles (2014)
Pitching Coach.....Kevin Walker
Hitting Coach.....Rich Gedman
Coach.....Bruce Crabbe

VP, Communications Bill Wanless, (401) 724-7305
Contact Email pr@pawsox.com



KEVIN BOLES

5th season, PAW
279-293 (.488)

5th season, Triple-A
279-293 (.488)

BOS SYSTEM

Top 10 Prospects

(by Baseball America)

1. Jay Groome, lhp
2. Michael Chavis, 3b
3. Tanner Houck, rhp
4. Bryan Mata, rhp
5. Cole Brannen, of
6. Darwinzon Hernandez, lhp
7. Sam Travis, lb
8. Mike Shawaryn, rhp
9. Alex Scherff, rhp
10. Marco Hernandez, ss/2b

In BA's Top 100

Jay Groome (#83)
Michael Chavis (#85)

2017 RESULTS (INDIANS SPLIT SERIES, 3-3)

Date	Site	W/L	Score
4/27 (1)	PAW	W	5-3 (8)
4/27 (2)	PAW	L	4-2 (7)

Date	Site	W/L	Score
7/28 (1)	IND	L	5-0 (7)
*7/28 (2)	IND	L	2-1 (7)
7/29	IND	W	5-3
7/30	IND	W	3-2 (12)

*Indians Played as Away Team

YEAR-BY-YEAR SERIES RESULTS (SINCE 1988)

Year	Home	Road	Totals	Year	Home	Road	Totals	Year	Home	Road	Totals
1988	1-1	2-1	3-2	2002	3-1	2-2	5-3	2010	4-0	3-1	7-1
1989	1-2	0-2	1-4	2003	2-2	4-0	6-2	2011	2-2	3-1	5-3
1990	1-2	2-1	3-3	2004	0-4	2-2	2-6	2012	2-2	1-3	3-5
1991	0-3	1-1	1-4	2005	4-0	2-2	6-2	2013	2-2	2-2	4-4
1998	3-1	2-2	5-3	2006	1-3	2-2	3-5	2014	3-1	2-2	5-3
1999	1-3	1-3	2-6	2007	3-1	3-1	6-2	2015	1-2	1-2	2-4
2000	2-2	1-3	3-5	2008	2-2	2-2	4-4	2016	3-0	2-1	5-1
2001	0-4	1-3	1-7	2009	2-2	3-1	5-3	2017	2-1	1-2	3-3

SERIES FACTS & CLUB INFO

Record Since 1988.....	90-85 (.514)	Team, Years in IL.....	In 46th season
At Indianapolis.....	45-43 (.511)	IL Titles (Last).....	4 (2014)
At Pawtucket.....	45-42 (.517)		
Margin of Victory.....	12 runs	Ballpark (Since).....	McCoy Stadium (1946)
1x, Last:.....	5/19/98 (18-6 at PAW)	Capacity.....	10,031
Margin of Defeat.....	12 runs	Dimensions.....	LF-325, CF-400, RF-325
1x, Last:.....	4/18/08 (17-5 at IND)	Home Radio Station.....	920-WHJJ
Sweeps (4G or More).....	3 (Indians)	Broadcast.....	Will Flemming, Josh Maurer
3x, Last:.....	6/8-11, 2010 (at IND)	Indians Hotel.....	Comfort Inn - T.F. Green Airport
Sweeps (4G or More).....	2 (PawSox)	Address.....	1940 Post Rd., Warwick, RI
2x, Last:.....	7/15-18, 2004 (at IND)	Phone.....	(401) 732-0470

6/8-10..... PAW

2018 SCHEDULE (Site)

8/10-12..... IND

ROCHESTER RED WINGS

AFFILIATE OF THE MINNESOTA TWINS SINCE 2003

International League North
One Morrie Silver Way
Rochester, NY 14608
Phone: (585) 454-1001
RedWingsBaseball.com
@RocRedWings



President, CEO & COO.....Naomi Silver
General Manager.....Dan Mason

Field Manager (Since).....Joel Skinner (2018)
Pitching Coach.....Stu Cliburn
Hitting Coach.....Chad Allen
Bullpen Coach.....Mike McCarthy

Director of Communications.....Nate Rowan, (585) 454-1001
Contact Emailnrowan@redwingsbaseball.com



JOEL SKINNER

1st season, ROC
N/A

6th season, Triple-A
371-349 (.515)

MIN SYSTEM

Top 10 Prospects

(by Baseball America)

1. Royce Lewis, ss
2. Wander Javier, ss
3. Alex Kirilloff, of
4. Stephen Gonsalves, lhp
5. Brusdar Graterol, rhp
6. Fernando Romero, rhp
7. Brent Rooker, of/lb
8. Nick Gordon, ss/2b
9. Blayne Enlow, rhp
10. Tyler Jay, lhp

In BA's Top 100

Royce Lewis (#24)
Brent Rooker (#92)
Nick Gordon (#93)
Wander Javier (#95)
Stephen Gonsalves (#97)

2017 RESULTS (INDIANS SPLIT SERIES, 4-4)

Date	Site	W/L	Score
5/26	ROC	W	11-6
5/27	ROC	L	3-2 (12)
5/28	ROC	W	2-1
5/29	ROC	L	5-3

Date	Site	W/L	Score
7/24	IND	W	4-1
7/25	IND	W	5-2
7/26	IND	L	7-1
7/27	IND	L	3-1

YEAR-BY-YEAR SERIES RESULTS (SINCE 1988)

Year	Home	Road	Totals	Year	Home	Road	Totals	Year	Home	Road	Totals
1988	1-2	1-1	2-3	2002	2-2	0-4	2-6	2010	3-1	2-2	5-3
1989	1-1	2-1	3-2	2003	1-3	1-3	2-6	2011	3-1	2-2	5-3
1990	0-3	0-2	0-5	2004	2-2	1-3	3-5	2012	3-1	1-3	4-4
1991	1-1	1-2	2-3	2005	1-3	3-1	4-4	2013	2-2	4-0	6-2
1998	3-1	1-3	4-4	2006	3-1	1-3	4-4	2014	2-2	1-3	3-5
1999	4-0	3-1	7-1	2007	3-1	1-3	4-4	2015	2-1	3-0	5-1
2000	0-4	2-2	2-6	2008	2-2	1-3	3-5	2016	2-2	2-1	4-3
2001	1-3	2-2	3-5	2009	2-2	2-2	4-4	2017	2-2	2-2	4-4

SERIES FACTS & CLUB INFO

Record Since 1988.....85-92 (.480)
At Indianapolis.....46-43 (.517)
At Rochester.....39-49 (.443)

Margin of Victory.....16 runs
1x, Last:.....6/11/12 (16-0 at IND)
Margin of Defeat.....13 runs
1x, Last:.....7/20/98 (20-7 at ROC)

Sweeps (46 or More).....2 (Indians)
2x, Last:.....8/22-25, 2013 (at ROC)
Sweeps (46 or More).....2 (Red Wings)
2x, Last:.....4/25-28, 2002 (at ROC)

Team, Years in IL.....In 131st season
IL Titles (Last).....10 (1997)

Ballpark (Since).....Frontier Field (1997)
Capacity.....10,840
Dimensions.....LF-335, CF-402, RF-325

Home Radio Station.....Fox Sports 1280-WHTK
Broadcast.....Josh Whetzel

Indians Hotel.....Holiday Inn - Downtown
Address.....70 State St., Rochester, NY
Phone.....(585) 546-3450

6/5-7.....ROC

2018 SCHEDULE (Site)

7/24-26.....IND

SCRANTON/WILKES-BARRE RAILRIDERS

AFFILIATE OF THE NEW YORK YANKEES SINCE 2007

International League North
235 Montage Mountain Rd.
Moosic, PA 18507
Phone: (570) 969-2255
SWBRailRiders.com
@SWBRailriders



President & General Manager.....Josh Olerud


Field Manager (Since)..... Bobby Mitchell (2018)
Pitching Coach..... Tommy Phelps
Hitting Coach..... Phil Plantier
Bullpen Coach..... Doug Davis
Defensive Coach..... Travis Chapman

Director of Media Relations & Broadcasting.....Adam Marco, (570) 558-4637
Contact Email.....amarco@swbrailriders.com

2017 RESULTS (INDIANS LOST SERIES, 2-4)

Date	Site	W/L	Score
4/21	IND	L	1-0
4/22	IND	L	1-0
4/23	IND	W	4-2

Date	Site	W/L	Score
4/28	SWB	L	6-3
4/29	SWB	W	8-5
4/30	SWB	L	7-6 (11)



BOBBY MITCHELL

1st season, SWB

N/A

4th season, Triple-A
229-202 (.531)

NY Y SYSTEM

Top 10 Prospects

(by Baseball America)

1. Gleyber Torres, ss/3b
2. Estevan Florial, of
3. Justus Sheffield, lhp
4. Chance Adams, rhp
5. Miguel Andujar, 3b
6. Albert Abreu, rhp
7. Luis Medina, rhp
8. Thairo Estrada, ss/2b
9. Domingo Acevedo, rhp
10. Dillon Tate, rhp

In BA's Top 100

- Gleyber Torres (#6)
Estevan Florial (#38)
Justus Sheffield (#41)
Miguel Andujar (#59)
Albert Abreu (#77)
Chance Adams (#81)

YEAR-BY-YEAR SERIES RESULTS (SINCE 1989)

Year	Home	Road	Totals	Year	Home	Road	Totals	Year	Home	Road	Totals
1989	3-0	0-3	3-3	2003	1-3	2-2	3-5	2011	2-2	2-2	4-4
1990	1-2	2-1	3-3	2004	0-4	1-3	1-7	2012	3-1	3-1	6-2
1991	2-0	2-1	4-1	2005	3-1	2-2	5-3	2013	3-1	3-1	6-2
1998	2-2	3-1	5-3	2006	2-2	2-2	4-4	2014	2-2	0-4	2-6
1999	2-2	4-0	6-2	2007	0-4	2-2	2-6	2015	2-2	1-2	3-4
2000	3-1	1-3	4-4	2008	1-3	2-2	3-5	2016	1-2	0-3	1-5
2001	2-2	1-3	3-5	2009	1-3	2-1	3-4	2017	1-2	1-2	2-4
2002	2-2	3-1	5-3	2010	1-3	0-4	1-7				

SERIES FACTS & CLUB INFO

Record Since 1989	79-92 (.462)	Team, Years in IL	In 30th season
At Indianapolis	40-46 (.465)	IL Titles (Last)	2 (2016)
At Scranton/Wilkes-Barre	39-46 (.459)		
Margin of Victory	12 runs	Ballpark (Since)	PNC Field (1989)
<i>1x, Last:</i>	8/2/12 (13-1 at SWB)	Capacity	10,000
Margin of Defeat	13 runs	Dimensions	LF-326, CF-408, RF-330
<i>1x, Last:</i>	7/28/01 (15-2 at SWB)		
Sweeps (4G or More)	1 (Indians)	Home Radio Station	1400 WICK-AM
<i>1x, Last:</i>	5/24/27, 1999 (at SWB)	Broadcast	Adam Marco, Adam Giardino
Sweeps (4G or More)	4 (RailRiders)	Indians Hotel	Hilton Scranton & Conference Center
<i>4x, Last:</i>	5/5-8, 2014 (at SWB)	Address	100 Adams Ave., Scranton, PA
		Phone	(570) 343-3000

6/1-3..... IND


2018 SCHEDULE (Site)

8/13-15..... SWB

SYRACUSE CHIEFS

AFFILIATE OF THE WASHINGTON NATIONALS SINCE 2009

International League North
One Tex Simone Drive
Syracuse, NY 13208
Phone: (315) 474-7833
SyracuseChiefs.com
@SyracuseChiefs



RANDY KNORR

2nd season, SYR

66-74 (.471)

2nd season, Triple-A

66-74 (.471)

WSH SYSTEM

Top 10 Prospects

(by Baseball America)

1. Victor Robles, of
2. Juan Soto, of
3. Erick Fedde, rhp
4. Carter Kieboom, ss
5. Seth Romero, lhp
6. Luis Garcia, ss
7. Wil Crowe, rhp
8. Daniel Johnson, of
9. Raudy Reed, c
10. Yasel Antuna, ss/3b

In BA's Top 100

Victor Robles (#5)

Juan Soto (#56)

2017 RESULTS (INDIANS WON SERIES, 5-2)

Date	Site	W/L	Score
8/10	IND	W	3-1
8/11	IND	W	2-1
8/12	IND	W	8-2
8/13	IND	W	2-0

Date	Site	W/L	Score
8/18	SYR	L	11-5
8/19	SYR	W	5-4
8/20	SYR	L	4-3 (13)

YEAR-BY-YEAR SERIES RESULTS (SINCE 1988)

Year	Home	Road	Totals	Year	Home	Road	Totals	Year	Home	Road	Totals
1988	2-0	3-0	5-0	2002	0-4	0-4	0-8	2010	2-2	3-1	5-3
1989	1-2	1-2	2-4	2003	2-2	4-0	6-2	2011	3-1	2-2	5-3
1990	2-1	1-2	3-3	2004	2-2	1-3	3-5	2012	3-1	3-1	6-2
1991	2-1	1-1	3-2	2005	3-1	2-2	5-3	2013	0-4	1-3	1-7
1998	3-1	1-3	4-4	2006	1-3	4-0	5-3	2014	3-1	1-3	4-4
1999	3-1	2-2	5-3	2007	2-2	2-2	4-4	2015	3-0	2-1	5-1
2000	1-3	1-3	2-6	2008	1-3	3-1	4-4	2016	2-1	2-2	4-3
2001	3-1	2-2	5-3	2009	3-1	2-2	5-3	2017	4-0	1-2	5-2

SERIES FACTS & CLUB INFO

Record Since 198896-82 (.539)
At Indianapolis.....51-38 (.573)
At Syracuse.....45-44 (.506)

Margin of Victory14 runs
1x, Last:5/30/06 (16-2 at SYR)

Margin of Defeat13 runs
1x, Last:7/28/08 (14-1 at IND)

Sweeps (4G or More) 3 (Indians)
3x, Last:8/10-13, 2017 (at IND)

Sweeps (4G or More) 3 (Chiefs)
3x, Last:7/26-29, 2013 (at IND)

Team, Years in IL In 104th season
IL Titles (Last) 8 (1976)

Ballpark (Since)NBT Bank Stadium (1997)
Capacity11,071
DimensionsLF-330, CF-400, RF-330

Home Radio StationThe Score 1260 AM
Broadcasters Eric Gallanty, Michael Tricarico

Indians Hotel Embassy Suites Destiny USA
Address 311 Hiawatha Blvd., Syracuse, NY
Phone(315) 303-1650

4/16-18 SYR

2018 SCHEDULE (Site)

4/23-25 IND

TOLEDO MUD HENS

AFFILIATE OF THE DETROIT TIGERS SINCE 1987

International League West
406 Washington Street
Toledo, OH 43604
Phone: (419) 725-4367
MudHens.com
@MudHens



President & CEO.....Joseph Napoli
 Executive Vice President & General Manager.....Erik Ibsen

Field Manager (Since).....Doug Mientkiewicz (2018)
 Pitching Coach.....Jeff Pico
 Hitting Coach.....Brian Harper
 Third Base Coach.....Basilio Cabrera

Communications Manager.....Rob Wiercinski, (419) 720-4400
 Contact Email.....rwiercinski@mudhens.com

2017 RESULTS (INDIANS WON SERIES, 13-12)

Date	Site	W/L	Score	Date	Site	W/L	Score
4/6	IND	W	7-4	5/21	IND	W	3-2 (11)
4/7	IND	W	5-4	6/5	TOL	L	5-4 (12)
4/8	IND	L	2-1	6/6	TOL	W	9-4
4/9	IND	L	9-5	6/7	TOL	L	5-1
4/13	TOL	W	5-1	6/8	TOL	L	2-0
4/14	TOL	L	4-3	6/19	IND	W	8-2
4/15	TOL	L	6-3	6/20	IND	W	5-3
4/16	TOL	L	9-5	6/21	IND	L	4-0
5/2	IND	W	9-2	9/1	TOL	W	5-4
5/3	IND	L	6-5 (10)	9/2	TOL	L	4-3
5/19 (1)	IND	W	6-1 (7)	9/3	TOL	W	13-3
5/19 (2)	IND	W	7-1 (7)	9/4	TOL	L	7-4
5/20	IND	W	8-7				

YEAR-BY-YEAR SERIES RESULTS (SINCE 1988)

Year	Home	Road	Totals	Year	Home	Road	Totals	Year	Home	Road	Totals
1988	2-1	2-0	4-1	2002	6-2	3-5	9-7	2010	6-4	5-6	11-10
1989	0-2	1-2	1-4	2003	4-4	3-4	7-8	2011	6-5	6-4	12-9
1990	3-0	0-3	3-3	2004	6-2	6-2	12-4	2012	7-3	7-4	14-7
1991	1-1	2-1	3-2	2005	5-3	3-5	8-8	2013	8-3	7-3	15-6
1998	6-2	4-4	10-6	2006	4-4	2-6	6-10	2014	5-6	5-5	10-11
1999	7-1	3-5	10-6	2007	4-4	1-7	5-11	2015	6-5	8-4	14-9
2000	5-3	5-3	10-6	2008	5-6	4-6	9-12	2016	5-7	7-5	12-12
2001	7-1	2-6	9-7	2009	5-6	6-4	11-10	2017	9-4	4-8	13-12

SERIES FACTS & CLUB INFO

Record Since 1988218-181 (.546)	Team, Years in ILIn 55th Season
At Indianapolis122-79 (.607)	IL Titles (Last)3 (2006)
At Toledo96-102 (.485)	
Margin of Victory12 runs	Ballpark (Since)Fifth Third Field (2002)
3x, Last:.....6/27/10 (15-3 at IND)	Capacity10,300
Margin of Defeat11 runs	DimensionsLF-320, CF-400, RF-320
2x, Last:.....8/13/14 (11-0 at TOL)	
Sweeps (4G or More)3 (Indians)	Home Radio StationWCWA-1230 AM
3x, Last:.....5/19-21, 2017 (at IND)	Broadcast TeamJim Weber (IL HOF)
Sweeps (4G or More)1 (Mud Hens)	
1x, Last:.....6/22-25, 2007 (at TOL)	Indians HotelPark Inn
	Address101 N. Summit St, Toledo, OH
	Phone(419) 241 3000

2018 SCHEDULE (Site)

4/9-11IND	4/30-5/2 ..TOL	6/11-14IND	6/25-27TOL	7/12-15.....IND
8/2-5TOL	8/28-31IND			



DOUG MIENTKIEWICZ

1st season, TOL
 N/A

1st season, Triple-A
 N/A

DET SYSTEM

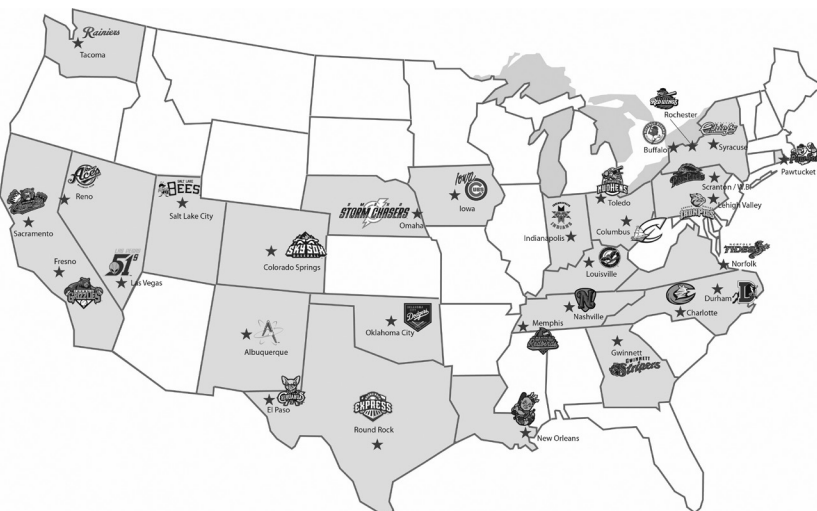
Top 10 Prospects

(by Baseball America)

1. Franklin Perez, rhp
2. Alex Faedo, rhp
3. Matt Manning, rhp
4. Beau Burrows, rhp
5. Jake Rogers, c
6. Daz Cameron, of
7. Isaac Paredes, 2b/ss
8. Dawel Lugo, 2b/3b
9. Christin Stewart, of
10. Gregory Soto, lhp

In BA's Top 100

Franklin Perez (#35)
 Alex Faedo (#50)
 Matt Manning (#61)



2018 TRIPLE-A CLUBS & AFFILIATES

INTERNATIONAL LEAGUE

Triple-A Team	MLB Parent Club
Buffalo Bisons	Toronto Blue Jays
Charlotte Knights	Chicago White Sox
Columbus Clippers	Cleveland Indians
Durham Bulls	Tampa Bay Rays
Gwinnett Stripers	Atlanta Braves
Indianapolis Indians	Pittsburgh Pirates
Lehigh Valley IronPigs	Philadelphia Phillies
Louisville Bats	Cincinnati Reds
Norfolk Tides	Baltimore Orioles
Pawtucket Red Sox	Boston Red Sox
Rochester Red Wings	Minnesota Twins
Scranton/Wilkes-Barre RailRiders	New York Yankees
Syracuse Chiefs	Washington Nationals
Toledo Mud Hens	Detroit Tigers

PACIFIC COAST LEAGUE

Triple-A Team	MLB Parent Club
Albuquerque Isotopes	Colorado Rockies
Colorado Springs Sky Sox	Milwaukee Brewers
Fresno Grizzlies	Houston Astros
Iowa Cubs	Chicago Cubs
Las Vegas 51s	New York Mets
Memphis Redbirds	St. Louis Cardinals
Nashville Sounds	Oakland Athletics
New Orleans Baby Cakes	Miami Marlins
Oklahoma City Dodgers	Los Angeles Dodgers
Omaha Storm Chasers	Kansas City Royals
Reno Aces	Arizona Diamondbacks
Round Rock Express	Texas Rangers
Sacramento River Cats	San Francisco Giants
Salt Lake Bees	Los Angeles Angels of Anaheim
Tacoma Rainiers	Seattle Mariners
El Paso Chihuahuas	San Diego Padres



Led by Indy Indians, American Association and *Sporting News* Minor League MVP Don Buford (front right), Indianapolis captured its first Governors' Cup Championship in 1963. (Photo by Indianapolis Indians)



In 2000 -- Indy's fourth overall season in the International League -- the Tribe captured their second Governors' Cup Championship with a 3-2 series win over Scranton/Wilkes-Barre. (Photo by Indianapolis Indians)



2017 REVIEW

Tribe first baseman Edwin Espinal celebrated in the visiting clubhouse at Louisville after Indianapolis clinched the International League West Division crown. (Photo by Adam Pintar)

2017 INDIANAPOLIS INDIANS (79-63)

ORGANIZATION

2018 INDIANS

IL & OPPONENTS

2017 REVIEW

PIRATES

HISTORY

GENERAL

Team Batting Stats														- Games By Position -														
BATTERS	AVG	G	AB	R	H	2B	3B	HR	RBI	TB	BB	SO	SB	CS	OBP	SLG	OPS	SF	SAC	HC	DP	1B	2B	3B	SS	OF	C	E
Barnes, Barrett	.247	31	93	13	23	8	0	1	10	34	10	34	1	0	.357	.366	.723	2	2	7	2	0	0	0	0	27	0	1
Bormann, John	.500	2	4	1	2	0	0	0	0	2	0	0	0	0	.500	.500	1.000	0	0	0	0	0	0	0	0	0	1	1
Bostick, Christopher	.294	126	486	75	143	33	3	7	57	203	45	97	8	9	.362	.418	.779	3	7	8	8	0	0	3	6	0	83	0
Diaz, Elias	.266	57	218	19	58	10	0	2	27	74	9	36	3	0	.298	.339	.638	0	1	1	9	0	0	0	0	0	0	50
Espinal, Edwin	.323	35	130	12	42	6	0	0	14	48	4	22	1	0	.341	.369	.710	1	0	0	2	27	0	0	0	0	0	0
Feliz, Anderson	.209	44	134	13	28	7	0	3	22	44	9	41	3	1	.257	.328	.585	1	1	0	2	1	6	0	19	12	0	6
Frazier, Adam	.400	3	10	2	4	1	0	0	1	5	3	1	1	0	.538	.500	1.038	0	0	0	0	0	1	0	0	2	0	0
Gosselin, Phil	.266	63	241	27	64	10	2	1	26	81	14	46	3	2	.304	.336	.640	2	1	0	7	0	26	21	19	0	0	3
Luplow, Jordan	.325	44	160	29	52	7	1	7	19	82	16	36	4	1	.401	.513	.914	1	0	5	1	0	0	0	0	4	0	3
Maffei, Justin	.333	12	30	5	10	1	0	0	3	11	5	8	1	1	.444	.367	.811	0	1	1	1	0	0	0	0	11	0	0
Marte, Starling	.333	9	36	4	12	1	0	1	3	16	2	8	3	0	.400	.444	.844	0	0	2	1	0	0	0	0	7	0	0
Meadows, Austin	.250	72	284	48	71	19	0	4	36	102	24	50	11	3	.311	.359	.670	2	0	2	2	0	0	0	0	70	0	0
Morales, Tomas	.182	3	11	1	2	1	0	0	1	3	0	3	0	0	.182	.273	.455	0	0	0	1	0	0	0	0	0	3	0
Moroff, Max	.254	51	185	31	47	10	0	13	37	96	41	59	5	2	.390	.519	.909	1	0	1	1	0	18	3	29	0	0	13
Newman, Kevin	.283	40	166	23	47	11	2	0	11	62	7	22	7	1	.314	.373	.688	1	3	1	2	0	0	0	3	0	0	2
Ngopee, Gift	.220	77	264	33	58	15	5	6	27	101	28	91	2	4	.299	.383	.681	3	1	3	7	0	14	21	42	0	0	5
Ortiz, Danny	.270	110	411	47	111	30	1	15	63	188	19	80	5	2	.303	.457	.760	6	2	3	4	0	0	0	0	109	0	2
Osuna, Jose	.250	10	36	6	9	5	0	0	1	14	5	9	1	1	.341	.389	.730	0	0	0	0	6	0	0	0	3	0	1
Perez, Eury	.336	50	134	26	45	6	2	1	12	58	12	23	22	5	.400	.433	.833	1	5	3	2	0	0	0	0	44	0	0
Rogers, Jason	.289	69	253	35	73	9	1	9	34	111	27	44	3	2	.362	.439	.800	0	0	2	6	37	0	0	0	0	0	2
Stallings, Jacob	.301	62	216	35	65	16	0	4	38	93	17	30	1	2	.358	.431	.789	3	3	4	5	1	0	0	0	0	60	2
Terdoslavich, Joey	.277	105	346	42	96	22	0	7	47	139	42	59	3	2	.356	.402	.758	5	1	3	7	49	0	0	0	27	0	9
Weiss, Erich	.274	104	332	50	91	23	4	6	43	140	38	67	6	2	.353	.422	.774	3	0	4	8	10	55	30	0	0	0	6
Williams, Jackson	.192	30	104	7	20	2	0	1	3	25	8	26	0	0	.257	.240	.497	0	1	1	5	0	0	0	0	0	0	29
Wood, Eric	.238	120	416	58	99	25	5	16	61	182	45	125	7	1	.311	.438	.749	8	1	3	14	26	0	73	0	19	0	15
Team Total	.268	142	4794	647	1283	279	27	104	607	1928	441	1065	101	41	.333	.402	.736	43	40	54	99	-	-	-	-	-	-	94

Team Pitching Stats																										
PITCHERS	W-L	ERA	G	GS	CG	SHO	SV-SVO	IP	H	R	ER	HR	HB	BB	SO	BK	WP	DP	WHIP	AVG	AB	TBF	SF	GF	HLD	
Barbato, Johnny	0-1	3.06	26	2	0	0	4-4	35.1	28	12	12	7	1	11	36	0	0	1	1.10	.212	132	144	0	13	6	
Bastardo, Antonio	2-0	3.18	12	1	0	0	0-0	11.1	11	5	4	2	1	8	9	0	0	0	1.68	.244	45	54	0	0	2	
Bormann, John	0-1	4.50	1	0	0	0	0-0	2.0	5	1	1	0	0	1	0	0	0	1	3.00	.500	10	11	0	1	0	
Braut, Steven	10-5	1.94	21	20	0	0	0-0	120.1	85	26	26	5	5	44	109	0	3	6	1.07	.199	428	481	4	0	1	
Cumpton, Brandon	1-1	4.05	5	0	0	0	0-0	6.2	5	3	3	1	0	3	6	0	0	0	1.20	.217	23	26	0	1	0	
Dickson, Cody	4-3	4.73	24	6	0	0	0-0	40.0	42	22	21	2	2	28	34	1	3	3	1.75	.276	152	186	2	3	0	
DuRapau, Montana	1-0	3.24	15	0	0	0	1-1	16.2	7	6	6	2	0	6	23	0	0	1	0.78	.125	56	62	0	7	1	
Eppler, Tyler	8-9	4.89	27	21	1	0	0-0	136.1	159	83	74	23	4	33	96	0	4	13	1.41	.292	545	591	2	1	2	
Glasnow, Tyler	9-2	1.93	15	15	0	0	0-0	93.1	57	21	20	6	1	32	140	0	9	3	0.95	.176	324	364	2	0	0	
Holmes, Clay	10-5	3.36	25	24	0	0	0-0	112.2	96	45	42	4	8	59	99	0	12	12	1.38	.238	404	475	0	0	0	
Hutchison, Drew	9-9	3.56	28	26	1	0	0-0	159.1	149	69	63	14	7	57	124	1	6	14	1.29	.248	602	677	7	0	0	
Kingham, Nick	9-6	4.13	20	19	1	0	0-0	113.1	119	59	52	8	8	29	93	0	5	11	1.31	.270	440	482	3	0	0	
Light, Pat	3-0	3.76	22	0	0	0	4-5	26.1	23	12	11	1	4	15	20	0	5	4	1.44	.242	95	117	3	9	4	
Lindblom, Josh	0-2	4.06	17	4	0	0	0-0	37.2	37	17	17	5	3	8	33	0	1	1	1.19	.257	144	158	1	3	3	
McKinney, Brett	3-1	3.47	40	1	0	0	1-2	62.1	58	30	24	7	0	26	56	0	6	6	1.35	.245	237	266	1	15	2	
Neverauskas, Dovydas	1-2	2.86	40	0	0	0	13-18	50.1	47	20	16	1	0	21	46	0	5	6	1.35	.253	186	213	4	24	3	
Runzler, Dan	1-4	3.05	40	0	0	0	7-7	41.1	43	15	14	3	2	22	36	0	1	10	1.57	.276	156	181	0	16	5	
Sadler, Casey	1-1	6.38	10	1	0	0	0-1	18.1	28	16	13	0	0	7	12	0	1	4	1.91	.364	77	87	2	1	2	
Sanchez, Angel	3-5	3.74	39	0	0	0	1-4	55.1	51	23	23	4	1	15	65	2	5	5	1.19	.242	211	229	2	11	9	
Santana, Edgar	1-3	2.79	44	0	0	0	8-9	58.0	62	19	18	4	2	12	54	0	5	7	1.28	.281	221	241	3	26	4	
Schugel, A.J.	3-1	4.17	26	0	0	0	0-4	36.2	37	18	17	4	2	13	36	0	4	5	1.36	.268	138	156	2	7	4	
Taillon, Jameson	0-1	4.09	2	2	0	0	0-0	11.0	12	6	5	0	0	2	15	0	0	1	1.27	.261	46	48	0	0	0	
Terdoslavich, Joey	0-1	13.50	1	0	0	0	0-0	0.2	2	1	1	0	0	1	0	0	0	0	4.50	.667	3	5	0	1	0	
Team Total	79-63	3.48	142	142	3	10	39-55	1,245.1	1,163	529	482	103	51	453	1,142	4	75	114	1.30	.249	4,675	5,254	38	139	48	

IL WEST CHAMPS, AGAIN: The Indianapolis Indians (79-63) secured their fourth International League West Division title in the last six seasons as they held off Columbus (71-71) down the stretch to win the division by a comfortable eight-game margin. Indy started its run in the IL West in 2012 when they won the division by 14 games, and they followed that up with a 2013 division crown in which they beat second-place Columbus by nine games. Indy and Columbus tied for first in 2015. The 2017 squad started off 8-16 and was at the bottom of the IL before a 21-8 May turned the season around. The Indians pulled into a tie for first place on May 18 and only slipped into second for a single day following a 10-1 loss at Columbus on Aug. 3. The Tribe then reeled off nine wins in 10 games en route to a 20-11 finish and Governors' Cup Semifinal with Durham.

BARKETT'S FIRST CAMPAIGN: Tribe first-year manager Andy Barkett had a very successful campaign in 2017. Barkett became the ninth skipper to lead the Indians since Victory Field opened in 1996, and his 79 regular-season wins were good for second most among those nine managers in the VF era in their first year at the helm. Barkett's squad fell just short of Steve Smith's 81 victories from the 2000 season, the last Governors' Cup Championship season for the Tribe.

BOUNCED BY THE BULLS: The Indians and Durham Bulls met in the Governors' Cup Semifinals for a third time since Indy rejoined the IL in 1998. The Tribe knocked out the Bulls in 2000, winning the series 3-2 before defeating Scranton/Wilkes-Barre in the Championship, 3-2. The two didn't meet in the semis again until 2013 when Durham swept Indy, 3-0. In 2017, Durham protected its home field by winning Game 1 by a convincing 10-3 margin. The Bulls then defeated Tyler Glasnow and the Indians 2-0 in Game 2. With their backs against the wall, the Indians staved off elimination momentarily with a 5-0 shutout in Game 3, but Durham rallied for a 4-3 win in Game 4 to take the series. Durham then beat Scranton/W-B in the Governors' Cup Championship Series, 3-1, before besting Memphis in the winner-take-all Triple-A National Championship.

HOME SWEET HOME: The Indians posted a 44-27 home record during the 2017 regular season, tied for the second-most home wins in the IL. The 44 wins for the Tribe represented the fourth-highest win total at home since Victory Field opened in 1996, falling shy of the 1998 (45-26), 2012 (48-24) and 1997 (49-23) home records.

THE SEATS ARE FULL: For a second consecutive season and third time in five years, the Indians led Minor League Baseball in overall attendance. In 2017 Victory Field welcomed 641,141 patrons through its gates (70 openings), good for a MiLB-best average attendance of 9,159 fans per game.

STAFF STRIKEOUTS: Indians pitchers piled up 1,142 strikeouts in 142 regular-season contests, the fourth-highest total in the IL. The 1,142 whiffs fell just short of the franchise record 1,153 strikeouts from 2013, a year in which Indy played 144 games. The total was still good for second-most in franchise history, easily surpassing the 1,123 punchouts from the 2012 campaign.

GETTING OFFENSIVE: Indianapolis was well-represented on the team offensive leaderboards. Among IL squads, the Tribe ranked first in doubles (279) and second in average (.268), runs scored (647), hits (1,283), RBI (607) and OBP (T-2nd, .333). Indy was third in total bases (1,928) and fourth in both slugging percentage (.402) and stolen bases (101). Indy's .268 average and 1,283 hits were the best numbers in those categories by a Tribe team since the 2005 squad (.275 average; 1,342 hits).

SHOW BOUND: Over the course of the 2017 season, a total of 17 players were either recalled or had their contract selected by Pittsburgh, eight of whom went on to make their major league debut. First baseman/outfielder Jose Osuna was the first to be recalled in April and was the first of the eight to make his MLB debut. Right-hander's Edgar Santana, Dovydas Neverauskas and Angel Sanchez, infielder Gift Ngoepe and outfielders Danny Ortiz, Jordan Luplow and Christopher Bostick all made their debuts as well.

BRAULT'S BREAKOUT SEASON: Left-hander Steven Brault began the season 0-3 through five starts, but he flipped the script when the calendar turned from April to May. The 25-year-old established himself as Indy's ace and one of the IL's most electrifying pitchers over his final 16 games (15 starts), going 10-2 with a 1.43 ERA (15 ER/94.2 IP). He earned his first midseason All-Star election as a pitcher for the IL and tossed a scoreless inning in the Triple-A Midsummer Classic in Tacoma, Wash. He finished with a 10-5 record and a league-best 1.94 ERA (26 ER/120.1 IP), becoming the third pitcher in franchise history (1902-present) and first since 1945 to lead his respective league with a sub-2.00 ERA. Additionally, he was the 22nd Tribe pitcher in franchise history to lead his league in ERA. Brault's .199 average against was second-lowest in the IL and his 1.07 WHIP was the third-best mark. The California native also registered a 5-3 record and remarkable 0.84 ERA (6 ER/64.0 IP) in 11 games (10 starts) at Victory Field. Further, he held left-handed batters to a .155 average (20-for-129). He was named Indy's Pitcher of the Year, the IL's Most Valuable Pitcher, Pittsburgh's Minor League Pitcher of the Year and was one of *Baseball America's* Triple-A All-Stars. Brault also earned his first major league win on Sept. 11 at Milwaukee.

FEEL THE BREEZE: Following a mid-June demotion to Indianapolis, right-hander Tyler Glasnow dominated IL opponents by going 9-2 with a 1.93 ERA (20 ER/93.1 IP) and 140 strikeouts in 15 regular season starts. Despite missing the first two months of the minor league season due to pitching for Pittsburgh, Glasnow still managed to pace Tribe pitchers in whiffs while finishing third overall in the IL. Seven of his 15 starts featured 10-plus strikeouts, including a pair of dozen-punchout performances on June 26 vs. Durham and July 30 vs. Pawtucket. He also fanned nine batters over six innings of one-run ball in Game 2 of the Governors' Cup Semifinals against the Bulls. Glasnow's 140 strikeouts were the most by a Tribe pitcher since Mark Gardner struck out 175 batters in 1989. He also became the 13th pitcher in franchise history (1902-present) to lead Indy's staff in strikeouts in consecutive seasons. Glasnow's 273 strikeouts over the last two seasons for the Tribe is the third-highest total in a two-year span in the last six decades, trailing only Franklin Kreutzer (278, 1962-63) and Dave DeBusschere (302, 1964-65).

LITHUANIAN LIGHTNING: Tribe reliever Dovydas Neverauskas recorded a 2.86 ERA (16 ER/50.1 IP) and team-high 13 saves in 40 games this year. He finished third in the IL in saves and posted a 1.75 ERA (5 ER/25.2 IP) for the Tribe from the beginning of June-Sept. 4. He was ultimately honored as Indy's Reliever of the Year. Neverauskas became the first born-and-raised Lithuanian to appear in the big leagues on April 24 vs. Chicago (NL). He went 1-1 with a 3.91 ERA (11 ER/25.1 IP) in 24 appearances with Pittsburgh.

DOUBLE THE FUN: The Indians led the IL in doubles for a third time in franchise history, collecting 279 two-baggers in 142 contests. Both Durham and Scranton/W-B finished with 272 doubles apiece. The Indians also led the league with 278 doubles in 2013 and 299 in 1998. Christopher Bostick led the team with 33 doubles, the most by a Tribe player since Matt Hague's 37 in 2013.

BOSTICK'S BIG YEAR: Christopher Bostick's 2017 season was an eventful one. He made his MLB debut at Dodger Stadium, was named to the IL midseason All-Star Team as an outfielder and played from start to finish in the Triple-A Midsummer Classic, was tabbed as Indy's Silver Slugger and Team MVP, and represented as the Tribe's 2017 recipient of the Pirates Community Commitment Award winner. Bostick led the Indians in average (.294), doubles (33), runs scored (75), multi-hit games (44) and two-out RBI (25). He finished among IL leaders in hits (2nd, 143), doubles (3rd), runs scored (T-3rd) and average (.44th). He became the first Tribe player since Matt Hague in 2011 to have 30+ doubles, 70+ runs scored and 50+ RBI in a single season and is just the 10th Tribe player since 1995 to reach those numbers in a season. He recorded his first big league hit on Sept. 7 vs. Chicago (NL), a double in the ninth off right-hander Felix Pena.

NGOEPE MAKES HISTORY: Gift Ngoepe became the first MLB player from the continent of Africa when he debuted on April 26 vs. Chicago (NL). In his first big league at-bat, Ngoepe singled off Cubs left-hander Jon Lester. Ngoepe went on to bat .222 (12-for-54) in 28 games for Pittsburgh before returning to Indy. He batted .220 (58-for-264) in 77 games for the Tribe, with his minor league season highlighted by a twisting, acrobatic catch at shortstop that appeared as the No. 2 play on SportsCenter's Top 10.

REWRITE THE RECORD BOOKS: The Indians put together a historical offensive performance on July 6 at Columbus, matching or setting five different records in a 21-1 rout over the Clippers. The 21 runs scored and 21 RBI by the Tribe broke the previous high of 19 runs and 18 RBI set on May 6, 2004 vs. Charlotte. Indy's 22 hits marked the third time the club has reached that number in the Victory Field era, most recently on May 31, 2005 vs. Louisville. Seven of the Tribe's 22 knocks sailed over the fence, just the second time since 1996 that the Indians hit seven home runs in a single game (also: July 3, 1997 at Nashville). The Indians also drew 13 walks, tying the VF era record set on July 6, 1998 at Louisville. Four players recorded three-plus hits, and Jordan Luplow became the first Tribe player to score four runs in a game since Steve Pearce did so on May 29, 2009 vs. Pawtucket.

2017 NOTES & HIGHLIGHTS


2017 TEAM AWARD-WINNERS

TEAM SEASON AWARD	PLAYER	STATS
Most Valuable Player	Christopher Bostick	.294, 143 H, 33 2B
Silver Slugger Award	Christopher Bostick	203 TB, 75 R, 57 RBI
Pitcher of the Year	Steven Brault	10-5, 1.94 ERA, 109 K
Gold Glove Award	Erich Weiss	.984%, 6 E
Rookie of the Year	Clay Holmes	10-5, 3.36 ERA, 99 K
Reliever of the Year	Dovydas Neverauskas	13 S, 2.86 ERA, .253 BAA


MAKE ROOM ON THE MANTEL

During Indianapolis' final regular-season homestand of 2017, five Tribesmen took home various end-of-season awards for their efforts both on and off the field. Christopher Bostick earned the Silver Slugger Award and Team MVP honors, joining Jim Rushford (2002), Pete Zoccolillo (2003), Brandon Moss (2010) and Gregory Polanco (2014) as the only outfielders to win the Team MVP Award since Victory Field opened in 1996.

Steven Brault (Photo by Adam Pintar)



Erich Weiss (Photo by Adam Pintar)



Christopher Bostick
(Photo by Adam Pintar)



Clay Holmes (Photo by Adam Pintar)



Dovydas Neverauskas (Photo by Adam Pintar)

2017 DAY-BY-DAY


DATE	OPP.	W/L	SCORE	REC	HOME	ROAD	POS	GA/GB	WINNING PITCHER	LOSING PITCHER	SAVE	TIME	ATT	H. ATT
4/6	vs. TOL	W	7-4	1-0	1-0	--	T-1st	--	Schugel (1-0)	Nesbitt (0-1)	Santana (1)	2:57	11,068	11,068
4/7	vs. TOL	W	5-4	2-0	2-0	--	1st	+1.0	Light (1-0)	Mujica (0-1)	Neverauskas (1)	2:48	4,433	15,501
4/8	vs. TOL	L	2-1	2-1	2-1	--	T-1st	--	Molleken (1-0)	Sanchez (0-1)	Jimenez (1)	2:40	6,479	21,980
4/9	vs. TOL	L	9-5	2-2	2-2	--	T-1st	--	Hardy (1-0)	Schugel (1-1)	--	3:14	6,923	28,903
4/10	vs. COL	L	1-0 (11)	2-3	2-3	--	T-3rd	-1.0	Olson (2-0)	Runzler (0-1)	--	3:16	3,400	32,303
4/11	vs. COL	L	2-0	2-4	2-4	--	T-3rd	-2.0	Clevinger (1-0)	Brault (0-1)	Johnson (2)	2:47	3,396	35,699
4/12	vs. TOL	L	7-6	2-5	2-5	--	T-3rd	-3.0	Merritt (1-1)	Hutchison (0-1)	Colon (2)	3:06	3,372	39,071
4/13	@ TOL	W	5-1	3-5	--	1-0	T-3rd	-2.0	Eppler (1-0)	Bell (0-1)	--	2:44	12,789	--
4/14	@ TOL	L	4-3	3-6	--	1-1	4th	-3.0	VerHagen (1-0)	Holmes (0-1)	Jimenez (2)	2:57	4,722	--
4/15	@ TOL	L	6-3	3-7	--	1-2	4th	-4.0	Hardy (3-0)	Lindblom (0-1)	Leon (3)	2:44	7,002	--
4/16	@ TOL	L	9-5	3-8	--	1-3	4th	-5.0	Nesbitt (1-1)	Dickson (0-1)	--	2:41	3,675	--
4/17	OFF DAY													
4/18	vs. DUR	L	6-5 (11)	3-9	2-6	--	4th	-5.0	Garton (1-0)	McKinney (0-1)	--	3:44	5,531	44,602
4/19	vs. DUR	W	8-5	4-9	3-6	--	4th	-4.5	Eppler (2-0)	Honeywell (0-1)	Santana (2)	2:46	3,552	48,154
4/20	vs. DUR	L	4-1	4-10	3-7	--	4th	-4.5	Stanek (1-0)	Dickson (0-2)	--	2:32	5,048	53,202
4/21	vs. SWB	L	1-0	4-11	3-8	--	4th	-5.0	Green (2-1)	Brault (0-2)	Gallegos (1)	2:43	7,824	61,026
4/22	vs. SWB	L	1-0	4-12	3-9	--	4th	-5.5	Camarena (1-0)	Lindblom (0-2)	Frieri (2)	2:28	6,989	68,015
4/23	vs. SWB	W	4-2	5-12	4-9	--	4th	-4.5	Dickson (1-2)	Mantiply (0-1)	Santana (3)	2:41	10,193	78,208
4/24	OFF DAY													
4/25	@ PAW	Postponed (Inclement Weather) - Makeup: DH on 4/27												
4/26	@ PAW	Postponed (Inclement Weather) - Makeup: DH on 7/28												
4/27 (1)	@ PAW	W	5-3 (8)	6-12	--	2-3	4th	--	Santana (1-0)	Boyer (0-1)	--	2:47	--	--
4/27 (2)	@ PAW	L	4-2 (7)	6-13	--	2-4	4th	-4.0	Owens (2-0)	Eppler (2-1)	Workman (1)	1:54	3,138	--
4/28	@ SWB	L	6-3	6-14	--	2-5	4th	-4.5	Camarena (2-0)	Brault (0-3)	Frieri (4)	2:41	5,148	--
4/29	@ SWB	W	8-5	7-14	--	3-5	4th	-4.0	Dickson (2-2)	Lail (1-1)	Neverauskas (2)	2:55	5,342	--
4/30	@ SWB	L	7-6 (11)	7-15	--	3-6	4th	-5.0	Frieri (1-0)	Sanchez (0-2)	--	3:42	4,623	--
5/1	OFF DAY													
5/2	vs. TOL	W	9-2	8-15	5-9	--	T-3rd	-4.0	McKinney (1-1)	Ladwig (0-1)	--	2:53	3,837	82,045
5/3	vs. TOL	L	6-5 (10)	8-16	5-10	--	4th	-5.0	Kensing (1-1)	Runzler (0-2)	Leon (7)	3:30	3,895	85,940
5/4	vs. TOL	Postponed (Inclement Weather) - Makeup: DH on 5/19												
5/5	@ COL	Postponed (Inclement Weather) - Makeup: DH on 5/16												
5/6	@ COL	W	6-1	9-16	--	4-6	4th	-4.5	Sanchez (1-2)	Merritt (2-3)	--	2:41	6,830	--
5/7	@ COL	W	5-4	10-16	--	5-6	T-2nd	-4.5	McKinney (2-1)	Plutko (0-5)	Neverauskas (3)	2:50	8,189	--
5/8	vs. CHA	W	5-3	11-16	6-10	--	2nd	-3.5	Hutchison (1-1)	Giolito (0-5)	Santana (4)	2:54	5,260	91,200
5/9	vs. CHA	W	3-2	12-16	7-10	--	2nd	-3.5	Holmes (1-1)	Danish (1-3)	Light (1)	2:10	12,128	103,328
5/10	vs. CHA	W	1-0	13-16	8-10	--	2nd	-2.5	Eppler (3-1)	Volstad (0-2)	Neverauskas (4)	2:31	12,862	116,190
5/11	vs. NOR	W	7-1	14-16	9-10	--	2nd	-1.5	Brault (1-3)	Johnson (0-1)	--	2:32	4,511	120,701
5/12	vs. NOR	L	11-4	14-17	9-11	--	T-2nd	-2.5	Kipper (1-0)	Sanchez (1-3)	Crichton (1)	3:11	8,610	129,311
5/13	vs. NOR	W	4-1	15-17	10-11	--	T-2nd	-1.5	Hutchison (2-1)	Aquino (1-3)	Santana (5)	2:45	11,408	140,719
5/14	vs. NOR	W	5-4 (11)	16-17	11-11	--	2nd	-0.5	Light (2-0)	Rodriguez (2-2)	--	3:43	9,001	149,720
5/15	@ COL	L	5-4	16-18	--	5-7	T-2nd	-1.5	Banwart (1-2)	Eppler (3-2)	Martin (2)	2:55	10,100	--
5/16 (1)	@ COL	W	5-1 (7)	17-18	--	6-7	2nd	--	Brault (2-3)	Merritt (3-4)	--	2:09	--	--
5/16 (2)	@ COL	W	9-0 (7)	8-18	--	7-7	2nd	-1.0	Dickson (3-2)	Johnson (1-1)	--	2:22	6,870	--
5/17	@ COL	W	8-4	9-18	--	8-7	2nd	-1.0	Kingham (1-0)	Plutko (1-6)	--	3:13	7,330	--
5/18	@ COL	W	4-2	20-18	--	9-7	T-1st	--	Light (3-0)	Holland (0-1)	Runzler (1)	2:46	10,550	--
5/19 (1)	vs. TOL	W	6-1 (7)	21-18	12-11	--	1st	--	Holmes (2-1)	Vasquez (1-1)	--	2:02	--	--
5/19 (2)	vs. TOL	W	7-1 (7)	22-18	13-11	--	1st	+2.0	Schugel (2-1)	Stumpf (1-2)	--	2:13	9,947	159,667
5/20	vs. TOL	W	8-7	23-18	14-11	--	1st	+3.0	Sanchez (2-3)	Farmer (1-3)	Light (2)	2:59	8,937	168,604
5/21	vs. TOL	W	3-2 (11)	24-18	15-11	--	1st	+4.0	Dickson (4-2)	Zagurski (0-2)	--	3:16	8,379	176,983
5/22	OFF DAY													
5/23	@ LHV	L	3-1	24-19	--	9-8	1st	+4.0	Pivetta (4-0)	Kingham (1-1)	Beato (14)	2:19	6,503	--
5/24	@ LHV	L	10-6	24-20	--	9-9	1st	+3.0	Ramos (4-1)	Neverauskas (0-1)	--	3:05	6,925	--
5/25	@ LHV	W	8-4	25-20	--	10-9	1st	+4.0	Holmes (3-1)	Thompson (2-4)	--	2:46	5,810	--
5/26	@ ROC	W	11-6	26-20	--	11-9	1st	+5.0	Runzler (1-2)	Tepesch (1-3)	--	3:17	5,432	--
5/27	@ ROC	L	3-2 (12)	26-21	--	11-10	1st	+5.0	Rucinski (2-2)	Terdoslavich (0-1)	--	4:08	6,195	--
5/28	@ ROC	W	2-1	27-21	--	12-10	1st	+6.0	Kingham (2-1)	Hurlbut (2-3)	Runzler (2)	2:43	4,852	--
5/29	@ ROC	L	5-3	27-22	--	12-11	1st	+5.0	Tonkin (1-1)	Neverauskas (0-2)	--	3:08	9,593	--
5/30	vs. LHV	W	8-5	28-22	16-11	--	1st	+5.0	Eppler (4-2)	Thompson (2-5)	--	2:46	6,452	183,435
5/31	vs. LHV	L	6-0	28-23	16-12	--	1st	+5.5	Eshelman (3-0)	Dickson (4-3)	--	2:59	7,695	191,130
6/1	vs. LHV	W	5-0	29-23	17-12	--	1st	+5.5	Brault (3-3)	Milner (0-1)	--	2:25	7,249	198,379
6/2	vs. GWN	W	4-1	30-23	18-12	--	1st	+5.5	Schugel (3-1)	Newcomb (3-3)	Light (3)	2:25	12,114	210,493

DATE	OPP.	W/L	SCORE	REC	HOME	ROAD	POS	G/A/G	WINNING PITCHER	LOSING PITCHER	SAVE	TIME	ATT	H. ATT
6/3	vs. GWN	L	6-4 (11)	30-24	18-13	--	1st	+4.5	Santiago (1-0)	Runzler (1-3)	--	4:03	11,339	221,832
6/4	vs. GWN	W	5-3	31-24	19-13	--	1st	+5.0	Holmes (4-1)	Wisler (1-4)	Light (4)	3:08	9,604	231,436
6/5	@ TOL	L	5-4 (12)	31-25	--	12-12	1st	+4.0	Ferrell (2-0)	Santana (1-1)	--	3:53	4,625	--
6/6	@ TOL	W	9-4	32-25	--	13-12	1st	+5.0	Brault (4-3)	Bell (1-4)	--	3:08	4,243	--
6/7	@ TOL	L	5-1	32-26	--	13-13	1st	+4.0	Crouse (1-1)	Tailon (0-1)	--	2:39	4,210	--
6/8	@ TOL	L	2-0	32-27	--	13-14	1st	+4.0	Vasquez (2-2)	Hutchison (2-2)	--	2:34	7,876	--
6/9	@ COL	L	8-1	32-28	--	13-15	1st	+3.0	Morimando (4-5)	Kingham (2-2)	--	2:59	10,100	--
6/10	vs. COL	L	8-4	32-29	19-14	--	1st	+2.0	Merryweather (3-0)	Holmes (4-2)	--	3:04	14,327	245,763
6/11	vs. COL	W	9-3	33-29	20-14	--	1st	+3.0	Eppler (5-2)	Clevinger (3-2)	--	2:49	10,880	256,643
6/12	OFF DAY													
6/13	@ NOR	W	7-3	34-29	--	14-15	1st	+3.0	Hutchison (3-2)	Kipper (2-3)	--	2:50	3,518	--
6/14	@ NOR	Postponed (Inclement Weather) - Makeup: DH on 6/15												
6/15 (1)	@ NOR	W	2-1 (7)	35-29	--	15-15	1st	--	Glasnow (1-0)	Verrett (1-1)	Neverauskas (5)	2:04	--	--
6/15 (2)	@ NOR	W	4-3 (7)	36-29	--	16-15	1st	+4.0	Kingham (3-2)	Fry (2-1)	Barbato (1)	1:59	4,873	--
6/16	@ CHA	L	12-4	36-30	--	16-16	1st	+3.0	Purke (2-2)	Holmes (4-3)	Volstad (1)	3:51	10,304	--
6/17	@ CHA	W	6-5	37-30	--	17-16	1st	+3.0	Brault (5-3)	Rodon (0-2)	Neverauskas (6)	3:25	10,487	--
6/18	@ CHA	W	12-11	38-30	--	18-16	1st	+3.0	Bastardo (1-0)	Parnell (0-1)	Sanchez (1)	3:28	9,111	--
6/19	vs. TOL	W	8-2	39-30	21-14	--	1st	+4.0	Hutchison (4-2)	Hardy (3-2)	--	2:53	9,571	266,214
6/20	vs. TOL	W	5-3	40-30	22-14	--	1st	+4.0	Bastardo (2-0)	Vasquez (2-4)	Neverauskas (7)	2:48	12,426	278,640
6/21	vs. TOL	L	4-0	40-31	22-15	--	1st	+3.0	VerHagen (5-4)	Kingham (3-3)	--	2:42	10,971	289,611
6/22	@ LOU	Postponed (Inclement Weather) - Makeup: DH on 6/24												
6/23	@ LOU	W	6-2	41-31	--	19-16	1st	+4.0	Holmes (5-3)	Stephenson (1-1)	--	2:46	6,454	--
6/24 (1)	@ LOU	W	4-2 (7)	42-31	--	20-16	1st	--	Brault (6-3)	Romano (1-2)	Neverauskas (8)	2:17	--	--
6/24 (2)	@ LOU	L	8-4 (7)	42-32	--	20-17	1st	+3.5	Wojciechowski (2-0)	Eppler (5-3)	--	2:03	9,623	--
6/25	@ LOU	L	4-2	42-33	--	20-18	1st	+2.5	McMyne (3-1)	Hutchison (4-3)	Shackelford (11)	3:07	8,394	--
6/26	vs. DUR	L	1-0	42-34	22-16	--	1st	+1.5	Kittredge (4-1)	Sanchez (2-4)	--	2:53	8,697	298,308
6/27	vs. DUR	L	8-0	42-35	22-17	--	1st	+0.5	Chirinos (6-3)	Kingham (3-4)	--	2:42	9,326	307,634
6/28	vs. DUR	W	11-6	43-35	23-17	--	1st	+1.5	Holmes (6-3)	Wood (1-1)	--	3:10	9,894	317,528
6/29	vs. DUR	W	4-0	44-35	24-17	--	1st	+2.5	Brault (7-3)	Honeywell (7-7)	--	2:38	9,080	326,608
6/30	vs. LOU	W	6-5	45-35	25-17	--	1st	+3.5	Chirinos (6-3)	Chacin (0-3)	--	3:06	9,935	336,543
7/1	vs. LOU	W	8-2	46-35	26-17	--	1st	+4.5	Glasnow (2-0)	Mahle (0-2)	--	2:53	11,661	348,204
7/2	vs. LOU	L	1-0	46-36	26-18	--	1st	+3.5	Bonilla (3-3)	Kingham (3-5)	Herget (4)	2:29	7,471	355,675
7/3	vs. LOU	W	5-4	47-36	27-18	--	1st	+4.5	Eppler (6-3)	Stephenson (1-2)	Barbato (2)	3:11	14,067	369,742
7/4	vs. COL	L	1-0	47-37	27-19	--	1st	+3.5	Merritt (7-5)	Brault (7-4)	Olson (1)	2:30	14,366	384,108
7/5	@ COL	L	6-5	47-38	--	20-19	1st	+2.5	Crockett (2-2)	Hutchison (4-4)	Olson (2)	3:06	8,909	--
7/6	@ COL	W	21-1	48-38	--	21-19	1st	+3.5	Glasnow (3-0)	Salazar (0-1)	--	3:34	8,044	--
7/7	@ GWN	W	6-4	49-38	--	22-19	1st	+3.5	Sanchez (3-4)	Cruz (1-5)	Barbato (3)	3:15	2,683	--
7/8	@ GWN	W	3-1	50-38	--	23-19	1st	+3.5	Holmes (7-3)	Blair (6-5)	Neverauskas (9)	2:54	5,004	--
7/9	@ GWN	L	7-2	50-39	--	23-20	1st	+3.5	Albers (8-3)	Eppler (6-4)	--	2:49	2,098	--
7/13	vs. LOU	W	10-0	51-39	28-19	--	1st	+3.5	Hutchison (5-4)	Romano (1-4)	--	3:09	9,197	393,305
7/14	vs. LOU	W	6-0	52-39	29-19	--	1st	+3.5	Glasnow (4-0)	Stephens (5-5)	--	2:47	13,387	406,692
7/15	vs. LOU	L	2-0	52-40	29-20	--	1st	+2.5	Mahle (1-3)	Holmes (7-4)	Bonilla (1)	2:25	15,006	421,698
7/16	vs. LOU	L	6-5	52-41	29-21	--	1st	+1.5	Herget (1-0)	Santana (1-2)	--	2:41	10,150	431,848
7/17	@ DUR	W	5-2	53-41	--	24-20	1st	+2.5	Brault (8-4)	Roth (0-2)	Barbato (4)	2:52	4,093	--
7/18	@ DUR	L	5-1	53-42	--	24-21	1st	+2.5	Honeywell (9-7)	Hutchison (5-5)	--	2:59	4,197	--
7/19	@ DUR	L	9-4	53-43	--	24-22	1st	+1.5	Chirinos (10-3)	Kingham (3-6)	--	2:41	5,136	--
7/20	@ GWN	W	11-1	54-43	--	25-22	1st	+1.0	Glasnow (5-0)	Peterson (1-3)	--	3:26	2,160	--
7/21	@ GWN	L	9-3	54-44	--	25-23	1st	+1.0	Santiago (2-0)	Eppler (6-5)	--	3:04	3,479	--
7/22	@ GWN	L	2-1	54-45	--	25-24	T-1st	--	Sims (7-4)	Barbato (0-1)	Peterson (6)	2:36	7,889	--
7/23	@ GWN	W	10-2	55-45	--	26-24	1st	+1.0	Hutchison (6-5)	Minter (0-2)	Neverauskas (10)	3:06	2,096	--
7/24	vs. ROC	W	4-1	56-45	30-21	--	1st	+2.0	Kingham (4-6)	Turley (4-3)	Runzler (3)	2:40	12,548	444,396
7/25	vs. ROC	W	5-2	57-45	31-21	--	1st	+3.0	Glasnow (6-0)	Santiago (0-1)	--	2:36	8,830	453,226
7/26	vs. ROC	L	7-1	57-46	31-22	--	1st	+3.0	Gee (3-1)	Eppler (6-6)	--	2:57	8,399	461,625
7/27	vs. ROC	L	3-1	57-47	31-23	--	1st	+2.0	Gibson (1-2)	Holmes (7-5)	Curtiss (4)	2:56	6,981	468,606
7/28 (1)	vs. PAW	L	5-0 (7)	57-48	31-24	--	1st	--	Walden (9-4)	Hutchison (6-6)	--	1:57	11,378	479,984
7/28 (2)	@ PAW	L	2-1 (7)	57-49	--	26-25	1st	+1.5	Haviland (6-6)	Sanchez (3-5)	Shepherd (1)	2:02	--	--
7/29	vs. PAW	W	5-3	58-49	32-24	--	1st	+2.0	Kingham (5-6)	Velazquez (6-3)	Neverauskas (11)	2:35	15,142	495,126
7/30	vs. PAW	W	3-2 (12)	59-49	33-24	--	1st	+2.5	McKinney (3-1)	Shepherd (0-3)	--	4:05	12,082	507,208
7/31	OFF DAY													
8/1	@ COL	L	3-2	59-50	--	26-26	1st	+1.5	Merritt (8-5)	Brault (8-5)	Head (6)	2:36	9,075	--
8/2	@ COL	L	6-3	59-51	--	26-27	1st	+0.5	Narveson (5-6)	Eppler (6-7)	Crockett (4)	2:52	8,727	--
8/3	@ COL	L	10-1	59-52	--	26-28	2nd	-0.5	Grube (5-5)	Hutchison (6-7)	--	3:04	9,335	--

2017 DAY-BY-DAY

DATE	OPP.	W/L	SCORE	REC	HOME	ROAD	POS	GA/GB	WINNING PITCHER	LOSING PITCHER	SAVE	TIME	ATT	H. ATT
8/4	@ LOU	W	1-0	60-52	--	27-28	1st	+0.5	Kingham (6-6)	Reed (4-7)	Runzler (4)	2:07	9,482	--
8/5	@ LOU	W	3-2	61-52	--	28-28	1st	+2.0	Glasnow (7-0)	Stephens (7-7)	Santana (6)	3:14	9,246	--
8/6	@ LOU	Postponed (Inclement Weather) - Makeup: DH on 8/28												
8/7	vs. BUF	W	4-0	62-52	34-24	--	1st	+1.5	Brault (9-5)	Biagini (0-1)	--	2:15	7,414	514,622
8/8	vs. BUF	W	5-3	63-52	35-24	--	1st	+2.5	Holmes (8-5)	House (8-11)	Runzler (5)	2:55	6,155	520,777
8/9	vs. BUF	L	3-1	63-53	35-25	--	1st	+2.5	Beliveau (4-1)	Hutchison (6-8)	Smith (8)	2:55	8,442	529,219
8/10	vs. SYR	W	3-1	64-53	36-25	--	1st	+3.5	Kingham (7-6)	Valdez (0-1)	--	1:58	6,926	536,145
8/11	vs. SYR	W	2-1	65-53	37-25	--	1st	+4.5	Glasnow (8-0)	Rogers (1-1)	Neverauskas (12)	2:43	12,537	548,682
8/12	vs. SYR	W	8-2	66-53	38-25	--	1st	+4.5	Brault (10-5)	Simms (0-3)	--	2:35	14,303	562,985
8/13	vs. SYR	W	2-0	67-53	39-25	--	1st	+4.5	Holmes (9-5)	Fedde (1-2)	Santana (7)	2:07	9,760	572,745
8/14	OFF DAY													
8/15	@ BUF	W	8-3	68-53	--	29-28	1st	+5.5	Hutchison (7-8)	Santos (3-11)	--	3:08	8,250	--
8/16	@ BUF	L	5-4 (10)	68-54	--	29-29	1st	+5.5	Smith (4-4)	Santana (1-3)	--	2:50	11,285	--
8/17	@ BUF	L	4-1	68-55	--	29-30	1st	+4.5	Stilson (2-4)	Glasnow (8-1)	Campos (7)	3:11	10,355	--
8/18	@ SYR	L	11-5	68-56	--	29-31	1st	+3.5	Simms (1-3)	Eppler (6-8)	--	2:49	6,247	--
8/19	@ SYR	W	5-4	69-56	--	30-31	1st	+4.5	DuRapau (1-0)	Romero (0-1)	Runzler (6)	3:13	6,265	--
8/20	@ SYR	L	4-3 (13)	69-57	--	30-32	1st	+3.5	Ramirez (2-0)	Bormann (0-1)	--	3:56	5,268	--
8/21	vs. LOU	W	6-1	70-57	40-25	--	1st	+4.5	Kingham (8-6)	Mahle (3-4)	--	2:23	7,258	580,003
8/22	vs. LOU	L	4-3	70-58	40-26	--	1st	+4.5	Herget (2-1)	Runzler (1-4)	--	3:05	6,712	586,715
8/23	vs. LOU	W	10-2	71-58	41-26	--	1st	+5.5	Eppler (7-8)	Astin (2-4)	--	2:34	6,640	593,355
8/24	vs. LOU	W	10-0	72-58	42-26	--	1st	+5.5	Holmes (10-5)	Garrett (1-4)	McKinney (1)	2:41	8,751	602,106
8/25	vs. COL	W	3-1	73-58	43-26	--	1st	+6.5	Hutchison (8-8)	Grube (6-8)	Runzler (7)	2:47	13,488	615,594
8/26	vs. COL	W	11-10	74-58	44-26	--	1st	+7.5	Cumpton (1-0)	Martin (1-2)	Neverauskas (13)	3:22	13,652	629,246
8/27	vs. COL	L	3-2	74-59	44-27	--	1st	+6.5	Plutko (7-12)	Glasnow (8-2)	Sulser (2)	2:51	11,895	641,141
8/28 (1)	@ LOU	W	7-1 (7)	75-59	--	31-32	1st	--	Eppler (8-8)	Guillon (1-4)	--	2:02	--	--
8/28 (2)	@ LOU	L	4-3 (8)	75-60	--	31-33	1st	+7.0	Herget (3-1)	Cumpton (1-1)	--	2:29	5,159	--
8/29	@ LOU	L	7-4	75-61	--	31-34	1st	+7.0	Astin (3-4)	Sadler (0-1)	Herget (9)	2:50	6,649	--
8/30	@ LOU	W	6-1	76-61	--	32-34	1st	+7.5	Hutchison (9-8)	Davis (4-3)	--	2:50	5,753	--
8/31	@ LOU	W	8-6	77-61	--	33-34	1st	+8.0	Kingham (9-6)	Bautista (0-2)	DuRapau (1)	3:17	7,992	--
9/1	@ TOL	W	5-4	78-61	--	34-34	1st	+8.0	Glasnow (9-2)	Crouse (1-3)	Santana (8)	2:42	7,313	--
9/2	@ TOL	L	4-3	78-62	--	34-35	1st	+7.5	Ladwig (1-1)	Eppler (8-9)	Mujica (20)	3:03	9,616	--
9/3	@ TOL	W	13-3	79-62	--	35-35	1st	+9.0	Sadler (1-1)	Vasquez (9-9)	--	2:50	8,504	--
9/4	@ TOL	L	7-4	79-63	--	35-36	1st	+8.0	Turley (2-2)	Hutchison (9-9)	Mujica (21)	2:40	10,500	--
9/6	@ DUR	L	10-3	0-1	--	0-1	--	--	Yarbrough (1-0)	Holmes (0-1)	--	2:47	3,349	--
9/7	@ DUR	L	2-0	0-2	--	0-2	--	--	Chirinos (1-0)	Glasnow (0-1)	Castillo (1)	2:51	5,004	--
9/8	vs. DUR	W	5-0	1-2	1-0	--	--	--	Kingham (1-0)	Smith (0-1)	--	2:49	8,222	8,222
9/9	vs. DUR	L	4-3	1-3	1-1	--	--	--	Wood (1-0)	Leathersich (0-1)	Castillo (2)	3:04	3,685	11,907

2017 TOTALS: 79-63 (Home: 44-27, Road: 35-36), .268 AVG, 104 HR | 3.48 ERA, 1,142 SO



Victory Field welcomed 641,141 fans through its gates in 2017, tops in Minor League Baseball. (Photo by Whitney Alderson)

APRIL TRANSACTIONS (13)

Date	Action [Roster Size]
April 6	Opening Day [25]. RHP Nick Kingham placed on 7-day DL (R ankle sprain) [25 + 1 DL]
April 18	OF Jose Osuna recalled by Pittsburgh [24 + 1 DL] INF/OF Joey Terdoslavich transferred from extended to Indy [25 + 1 DL]
April 19	RHP Brett McKinney transferred from Indy to SS-A West Va. [24 + 1 DL] RHP Johnny Barbato optioned by Pittsburgh (4/17), active in Indy [25 + 1 DL]
April 24	RHP Dovydas Neverauskas recalled by Pittsburgh [24 + 1 DL]
April 25	RHP Brett McKinney transferred from SS-A West Va. to Indy [25 + 1 DL] RHP Johnny Barbato recalled by Pittsburgh [24 + 1 DL] OF Eury Perez transferred from SS-A West Va. to Indy [25 + 1 DL]
April 26	INF Gift Ngoepe recalled by Pittsburgh [24 + 1 DL]
April 27	RHP Dovydas Neverauskas optioned by Pittsburgh (4/26), active in Indy [25 + 1 DL]
April 29	OF Danny Ortiz's contract selected by Pittsburgh [24 + 1 DL] OF Justin Maffei transferred from Rookie-Advanced Bristol to Indy [25 + 1 DL]

MAY TRANSACTIONS (29)

Date	Action [Roster Size]
May 1	Elias Diaz recalled by Pittsburgh [24 + 1 DL]
May 2	OF Danny Ortiz optioned by Pittsburgh (4/30), active in Indy [25 + 1 DL] OF Justin Maffei transferred from Indy to SS-A West Va. [24 + 1 DL] C Jackson Williams transferred from Double-A Altoona to Indy [25 + 1 DL]
May 6	RHP Josh Lindblom's contract selected by Pittsburgh [24 + 1 DL]
May 8	INF/OF Christopher Bostick recalled by Pittsburgh [23 + 1 DL] INF Max Moroff recalled by Pittsburgh [22 + 1 DL] C Elias Diaz optioned by Pittsburgh, active in Indy [23 + 1 DL] INF Phil Gosselin optioned by Pittsburgh, active in Indy [24 + 1 DL] OF Justin Maffei transferred from SS-A West Va. to Indy [25 + 1 DL] INF/OF Adam Frazier joins Indy on MLB rehab assignment [25 + 1 MLB + 1 DL]
May 9	C Jackson Williams transferred from Indy to Double-A Altoona [24 + 1 MLB + 1 DL]
May 11	RHP Nick Kingham reinstated from 7-day DL, transferred to High-A Bradenton [24 + 1 MLB]
May 12	INF/OF Adam Frazier reinstated from MLB rehab assignment [24] OF Justin Maffei transferred from Indy to SS-A West Va. [23] INF/OF Christopher Bostick optioned by Pittsburgh, active in Indy [24] INF Max Moroff optioned by Pittsburgh, active in Indy [25]
May 14	INF/OF Anderson Feliz transferred from Indy to SS-A West Va. [24] OF Barrett Barnes transferred from SS-A West Va. to Indy [25]
May 17	Danny Ortiz recalled by Pittsburgh [24] RHP Nick Kingham transferred from High-A Bradenton (5/15), active in Indy [25]
May 26	OF Eury Perez transferred from Indy to SS-A West Va. [24] OF Danny Ortiz optioned by Pittsburgh (5/25), active in Indy [25]
May 27	RHP Josh Lindblom joins Indy on MLB rehab assignment [25 + 1 MLB] LHP Antonio Bastardo joins Indy on MLB rehab assignment [25 + 2 MLB]
May 30	C Elias Diaz recalled by Pittsburgh [24 + 2 MLB] C Jackson Williams transferred from Double-A Altoona to Indy [25 + 2 MLB]
May 31	RHP Brett McKinney transferred from Indy to SS-A West Va. [24 + 2 MLB] INF/OF Anderson Feliz transferred from SS-A West Va. to Indy [25 + 2 MLB]

JUNE TRANSACTIONS (40)

Date	Action [Roster Size]
June 1	INF Max Moroff recalled by Pittsburgh [24 + 2 MLB] INF Phil Gosselin recalled by Pittsburgh [23 + 2 MLB] RHP Brett McKinney transferred from SS-A West Va. to Indy [24 + 2 MLB]
June 2	RHP Jameson Taillon joins Indy on MLB rehab assignment [24 + 3 MLB] INF Gift Ngoepe optioned by Pittsburgh, active in Indy [25 + 3 MLB]
June 5	LHP Dan Runzler placed on 7-day DL (L forearm sprain) [24 + 3 MLB + 1 DL] RHP Casey Sadler transferred from High-A Bradenton to Indy [25 + 3 MLB + 1 DL]
June 7	C Jacob Stallings' contract selected by Pittsburgh [24 + 3 MLB + 1 DL] C Tomas Morales transferred from Double-A Altoona to Indy [25 + 3 MLB + 1 DL]
June 8	RHP Dovydas Neverauskas recalled by Pittsburgh [24 + 3 MLB + 1 DL]
June 9	RHP Johnny Barbato optioned by Pittsburgh (6/8), active in Indy [25 + 3 MLB + 1 DL]
June 10	RHP Edgar Santana's contract selected by Pittsburgh [24 + 3 MLB + 1 DL] RHP A.J. Schugel recalled by Pittsburgh [23 + 3 MLB + 1 DL] RHP Pat Light designated for assignment [22 + 3 MLB + 1 DL] RHP Dovydas Neverauskas optioned by Pittsburgh, active in Indy [23 + 3 MLB + 1 DL] RHP Tyler Glasnow optioned by Pittsburgh, active in Indy [24 + 3 MLB + 1 DL] RHP Jason Stoffer transferred from SS-A West Va. to Indy, placed on 7-day DL [24 + 3 MLB + 2 DL]
June 12	RHP Jameson Taillon reinstated from MLB rehab assignment [24 + 2 MLB + 2 DL]
June 13	OF Barrett Barnes placed on 7-day DL [23 + 2 MLB + 3 DL] INF/OF Anderson Feliz transferred from Indy to Double-A Altoona [22 + 2 MLB + 3 DL] INF Phil Gosselin optioned by Pittsburgh (6/12), active in Indy [23 + 2 MLB + 3 DL] OF Eury Perez transferred from SS-A West Va. to Indy [24 + 2 MLB + 3 DL] OF Justin Maffei transferred from SS-A West Va. to Indy [25 + 2 MLB + 3 DL]
June 16	Justin Maffei transferred from Indy to Double-A Altoona [24 + 2 MLB + 3 DL]
June 19	RHP A.J. Schugel optioned by Pittsburgh (6/14), active in Indy [25 + 2 MLB + 3 DL] C Tomas Morales transferred from Indy to Double-A Altoona [24 + 2 MLB + 3 DL] C Jacob Stallings optioned by Pittsburgh (6/18), active in Indy [25 + 2 MLB + 3 DL]
June 22	C Jacob Stallings recalled by Pittsburgh [24 + 2 MLB + 3 DL] C John Borman transferred from High-A Bradenton to Indy [25 + 2 MLB + 3 DL] INF Gift Ngoepe placed on 7-day DL (L hamstring strain) [24 + 2 MLB + 4 DL] INF/OF Anderson Feliz transferred from Double-A Altoona to Indy [25 + 2 MLB + 4 DL] OF Austin Meadows placed on 7-day DL (R hamstring strain) [24 + 2 MLB + 5 DL] OF Justin Maffei transferred from Double-A Altoona to Indy [25 + 2 MLB + 5 DL]
June 24	LHP Cody Dickson transferred from Indy to Double-A Altoona [24 + 2 MLB + 5 DL] RHP Josh Lindblom reinstated from MLB rehab assignment, outrighted to Indy [25 + 1 MLB + 5 DL]
June 27	C John Borman transferred from Indy to High-A Bradenton [24 + 1 MLB + 5 DL] C Jacob Stallings optioned by Pittsburgh, active in Indy [25 + 1 MLB + 5 DL] LHP Antonio Bastardo reinstated from MLB rehab assignment [25 + 5 DL]
June 30	INF Jason Rogers released by Pittsburgh with intent to sign with international club [24 + 5 DL] OF Jordan Luplow transferred from Double-A Altoona to Indy [25 + 5 DL]

JULY TRANSACTIONS (26)

Date	Action [Roster Size]
July 4	OF Starling Marte has MLB rehab assignment transferred to Indy [25 + 1 MLB + 5 DL] INF Gift Ngoepe begins MLB rehab assignment with SS-A West Va. [25 + 1 MLB + 5 DL]
July 5	RHP Casey Sadler transferred from Indy to Double-A Altoona [24 + 1 MLB + 5 DL] RHP Edgar Santana optioned by Pittsburgh (7/3), active in Indy [25 + 1 MLB + 5 DL]
July 7	RHP A.J. Schugel recalled by Pittsburgh [24 + 1 MLB + 5 DL]
July 8	INF Gift Ngoepe reinstated from 7-day DL (7/7), active for Indy [25 + 1 MLB + 4 DL] INF Phil Gosselin recalled by Pittsburgh [24 + 1 MLB + 4 DL] OF Justin Maffei transferred from Indy to Double-A Altoona [23 + 1 MLB + 4 DL] LHP Dan Runzler reinstated from 7-day DL, active for Indy [24 + 1 MLB + 3 DL]
July 9	C Elias Diaz optioned by Pittsburgh (7/7), active in Indy [25 + 1 MLB + 3 DL]
July 10	OF Starling Marte has MLB rehab transferred to High-A Bradenton [25 + 3 DL]
July 13	OF Starling Marte has MLB rehab assignment transferred to Indy [25 + 1 MLB + 3 DL] RHP Josh Lindboom released by Pittsburgh with intent to sign with international club [24 + 1 MLB + 3 DL]
July 14	RHP Montana DuRapau transferred from Double-A Altoona to Indy [25 + 1 MLB + 3 DL]
July 18	OF Starling Marte reinstated from MLB rehab assignment [25 + 3 DL]
July 20	C Jackson Williams transferred from Indy to Double-A Altoona [24 + 3 DL] INF/OF Anderson Feliz transferred from Indy to Double-A Altoona [23 + 3 DL] INF Kevin Newman transferred from Double-A Altoona to Indy [24 + 3 DL] INF Phil Gosselin optioned by Pittsburgh (7/18), active in Indy [25 + 3 DL]
July 22	LHP Steven Brault recalled by Pittsburgh [24 + 3 DL]
July 25	OF Justin Maffei transferred from Double-A Altoona to Indy [25 + 3 DL]
July 27	OF Justin Maffei transferred from Indy to Double-A Altoona [24 + 3 DL]
July 28	OF Jordan Luplow's contract selected by Pittsburgh [23 + 3 DL] OF Austin Meadows begins MLB rehab assignment with GCL Pirates [23 + 3 DL] INF Edwin Espinal transferred from Double-A Altoona to Indy [24 + 3 DL]
July 31	LHP Steven Brault optioned by Pittsburgh (7/27), active in Indy [25 + 3 DL]

AUGUST TRANSACTIONS (38)

Date	Action [Roster Size]
Aug. 2	RHP Dovydas Neverauskas recalled by Pittsburgh [24 + 3 DL]
Aug. 3	OF Jordan Luplow optioned by Pittsburgh (8/2), active in Indy [25 + 3 DL] OF Eury Perez traded from Pittsburgh to Miami [24 + 3 DL]
Aug. 5	OF Danny Ortiz designated for assignment [23 + 3 DL]
Aug. 7	OF Danny Ortiz cleared waivers, outrighted to Indy [24 + 3 DL]
Aug. 8	INF Max Moroff optioned by Pittsburgh (8/6), active in Indy [25 + 3 DL]
Aug. 9	INF/OF Joey Terdoslavich placed on 7-day DL (retro to 8/8) (R ankle sprain) [24 + 4 DL] RHP Dovydas Neverauskas optioned by Pittsburgh (8/7), active in Indy [25 + 4 DL] INF Phil Gosselin claimed off waivers by Texas from Pittsburgh [24 + 4 DL]
Aug. 12	
Aug. 15	C Elias Diaz recalled by Pittsburgh [23 + 4 DL] C Jackson Williams transferred from Double-A Altoona to Indy [24 + 4 DL] OF Austin Meadows ends MLB rehab assignment, reinstated from 7-day DL [25 + 3 DL]
Aug. 18	INF Max Moroff recalled by Pittsburgh [24 + 3 DL] LHP Steven Brault recalled by Pittsburgh [23 + 3 DL] INF Joey Terdoslavich reinstated from 7-day DL [24 + 2 DL]
Aug. 19	RHP Dovydas Neverauskas recalled by Pittsburgh [23 + 2 DL] C John Bormann transferred from High-A Bradenton to Indy [24 + 2 DL] OF Barrett Barnes begins MLB rehab assignment with GCL Pirates [24 + 2 DL]
Aug. 20	C Jacob Stallings recalled by Pittsburgh as 26th man [23 + 2 DL]
Aug. 21	C Jacob Stallings returned to Indy from Pittsburgh [24 + 2 DL] C John Bormann transferred from Indianapolis to High-A Bradenton [23 + 2 DL] RHP Brandon Cumpton transferred from Double-A Altoona to Indy [24 + 2 DL] LHP Steven Brault optioned by Pittsburgh (8/19), active in Indy [25 + 2 DL]
Aug. 22	LHP Steven Brault recalled by Pittsburgh [24 + 2 DL] RHP Edgar Santana recalled by Pittsburgh [23 + 2 DL] RHP Johnny Barbato recalled by Pittsburgh [22 + 2 DL]
Aug. 23	RHP Angel Sanchez's contract selected by Pittsburgh [21 + 2 DL] RHP Dovydas Neverauskas optioned by Pittsburgh (8/22), active in Indy [22 + 2 DL] LHP Cody Dickson transferred from Double-A Altoona to Indy [23 + 2 DL] RHP Edgar Santana optioned by Pittsburgh (8/23), active in Indy [24 + 2 DL]
Aug. 24	
Aug. 25	C Elias Diaz optioned by Pittsburgh, active in Indy [25 + 2 DL]
Aug. 26	C Elias Diaz recalled by Pittsburgh [24 + 2 DL]
Aug. 27	OF Barrett Barnes reinstated from DL, transferred from Indy to High-A Bradenton [24 + 1 DL]
Aug. 28	RHP Dovydas Neverauskas recalled by Pittsburgh [23 + 1 DL] OF Jordan Luplow recalled by Pittsburgh [22 + 1 DL] RHP Casey Sadler transferred from Double-A Altoona to Indy [23 + 1 DL] OF Barrett Barnes transferred from High-A Bradenton to Indy [24 + 1 DL] RHP Johnny Barbato optioned by Pittsburgh (8/28), active in Indy [25 + 1 DL]

SEPTEMBER TRANSACTIONS (12)

Date	Action [Roster Size]
Sept. 3	INF/OF Christopher Bostick recalled by Pittsburgh [24 + 1 DL] OF Austin Meadows placed on 7-day DL (retro to 9/1) (oblique strain) [23 + 2 DL] INF/OF Anderson Feliz transferred from Double-A Altoona to Indy [24 + 2 DL] OF Justin Maffei transferred from Double-A Altoona to Indy [25 + 2 DL]
Sept. 6	LHP Cody Dickson transferred from Indy to High-A Bradenton [24 + 2 DL] LHP Jack Leathersich optioned by Pittsburgh (9/4), active in Indy [25 + 2 DL]
Sept. 10	LHP Jack Leathersich recalled by Pittsburgh [24 + 2 DL] RHP Johnny Barbato recalled by Pittsburgh [23 + 2 DL] RHP Tyler Glasnow recalled by Pittsburgh [22 + 2 DL] RHP Edgar Santana recalled by Pittsburgh [21 + 2 DL] C Jacob Stallings recalled by Pittsburgh [20 + 2 DL] Dan Runzler's contract selected by Pittsburgh [19 + 2 DL]

2017 INTERNATIONAL LEAGUE

INTERNATIONAL LEAGUE FINAL STANDINGS

IL NORTH	W	L	PCT.	GB	Home	Away	Div	Streak	Last 10
#Scranton/W-B RailRiders	86	55	.610	-	44-26	42-29	55-35	L5	4-6
&Lehigh Valley IronPigs	80	62	.563	6.5	44-27	36-35	54-36	W6	7-3
Rochester Red Wings	80	62	.563	6.5	41-30	39-32	49-41	W1	5-5
Pawtucket Red Sox	67	75	.472	19.5	35-36	32-39	42-48	L1	5-5
Buffalo Bisons	65	76	.461	21.0	36-35	29-41	36-53	W1	5-5
Syracuse Chiefs	54	87	.383	32.0	30-40	24-47	33-56	L1	4-6

IL SOUTH	W	L	PCT.	GB	Home	Away	Div	Streak	Last 10
#Durham Bulls	86	56	.606	-	45-26	41-30	46-24	L1	6-4
Gwinnett Braves	71	71	.500	15.0	37-34	34-37	35-35	W1	4-6
Norfolk Tides	66	76	.465	20.0	34-37	32-39	32-38	L2	4-6
Charlotte Knights	61	81	.430	25.0	35-36	26-45	27-43	W2	6-4

IL WEST	W	L	PCT.	GB	Home	Away	Div	Streak	Last 10
#Indianapolis Indians	79	63	.556	-	44-27	35-36	38-32	L1	5-5
Columbus Clippers	71	71	.500	8.0	34-37	37-34	34-36	W1	4-6
Toledo Mud Hens	70	71	.496	8.5	38-33	32-38	41-29	W1	7-3
Louisville Bats	56	86	.394	23.0	28-43	28-43	27-43	L1	4-6

KEY: # - division winner, & - wild card winner

INTERNATIONAL LEAGUE POSTSEASON AWARDS

Most Valuable Player	Rhys Hoskins Lehigh Valley	Most Valuable Pitcher	Steven Brault Indianapolis
Manager of the Year	Al Pedrique..... Scranton/W-B	Rookie of the Year	Rhys Hoskins Lehigh Valley

INTERNATIONAL LEAGUE PLAYERS OF THE WEEK

DATE	BATTER OF WEEK	PITCHER OF WEEK	DATE	BATTER OF WEEK	PITCHER OF WEEK
4/10-16	Lane Adams, GWN	Mike Clevinger, COL	6/26-7/2	Bryce Brentz, PAW	Shawn Morimando, COL
4/17-23	Juan Perez, LOU	Lucas Sims, GWN	7/3-9	Mitch Garver, ROC	Yonny Chirinos, DUR
4/24-30	Dustin Fowler, SWB	Jose Berrios, ROC	7/10-16	Joey Terdoslavich, IND	Andrew Albers, GWN
5/1-7	Yoan Moncada, CHA	Brian Johnson, PAW	7/17-23	Jake Cave, SWB	Aaron Slegers, ROC
5/8-14	Dylan Cozens, LHV	Yonny Chirinos, DUR	7/24-30	Billy McKinney, SWB	Tyler Glasnow, IND
5/15-21	Jason Rogers, IND	Steven Brault, IND	7/31-8/6	Neftali Soto, SYR	Ryan Yarbrough, DUR
5/22-28	Nick Williams, LHV	Lucas Giolito, CHA	8/7-13	Rymer Liriano, CHA	Steven Brault, IND
5/29-6/4	Jason Leblebician, BUF	Drew VerHagen, TOL	8/14-20	Ronald Acuna, GWN	Alec Asher, NOR
6/5-11	Richie Shaffer, COL	Nik Turley, ROC	8/21-27	Erich Weiss, IND	Artie Lewicki, TOL
6/12-18	Bryce Brentz, PAW	Shawn Morimando, COL	8/28-9/4	Luis Sardinas, NOR	Manny Barreda, GWN
6/19-25	Casey Gillaspie, DUR	Ryan Yarbrough, DUR			

IL BATTING LEADERS

INTERNATIONAL LEAGUE TEAM BATTING

TEAM BATTING	AVG	G	AB	R	RA	H	TB	2B	3B	HR	RBI	SAC	SF	HBP	BB	IBB	SO	SB	CS	DP	SLG	OBP	LOB
Scranton/WB	.272	141	4737	664	521	1290	2093	272	36	153	629	15	55	37	426	13	1104	93	36	85	.442	.334	973
Indianapolis	.268	142	4794	647	529	1283	1928	279	27	104	607	40	43	54	441	24	1065	101	41	99	.402	.333	1015
Rochester	.261	142	4689	587	507	1226	1846	259	26	103	541	18	47	33	435	10	1009	51	33	113	.394	.326	978
Louisville	.259	142	4831	541	731	1253	1812	238	30	87	510	44	35	64	419	16	995	92	61	118	.375	.325	1038
Pawtucket	.258	142	4758	590	562	1229	1888	216	16	137	552	17	26	48	381	4	1094	58	34	130	.397	.318	940
Durham	.258	142	4850	643	524	1251	1908	272	26	111	599	11	37	48	458	7	1161	131	50	100	.393	.326	996
Gwinnett	.257	142	4717	634	606	1211	1847	219	33	117	581	16	41	45	483	9	1258	106	35	118	.392	.329	982
Columbus	.256	142	4773	635	644	1224	1945	226	21	151	603	36	35	66	499	16	1297	84	36	99	.408	.333	1033
Norfolk	.254	142	4805	591	639	1222	1926	265	32	125	555	23	35	47	425	6	1175	51	23	108	.401	.319	990
Toledo	.253	141	4736	541	595	1196	1761	238	24	93	515	28	44	35	423	16	1066	83	50	107	.372	.316	976
Syracuse	.251	141	4578	555	709	1151	1725	222	11	110	527	27	32	33	407	10	977	44	25	115	.377	.315	908
Charlotte	.250	142	4637	614	730	1157	1828	195	25	142	574	34	35	50	513	14	1204	95	42	100	.394	.329	982
Lehigh Valley	.249	142	4658	624	578	1158	1893	217	31	152	585	24	35	60	449	12	1242	64	30	91	.406	.320	961
Buffalo	.247	141	4548	544	535	1123	1652	239	28	78	507	19	38	45	462	11	1032	143	52	96	.363	.320	932

BATTING TOP 10 (Min. 2.7 PA/Team Game)

BATTER	CLUB	AVG	G	AB	R	H	HR	RBI
*Wade, Tyler	SWB	.310	85	339	68	105	7	31
Hague, Matt	ROC	.297	136	502	64	149	10	65
Bostick, Christopher	IND	.294	126	486	75	143	7	57
*Fields, Roemon	BUF	.291	103	347	49	101	0	29
Rodríguez, Ronny	COL	.291	117	447	60	130	17	64
#Albies, Ozzie	GWN	.285	97	411	67	117	9	41
Hoskins, Rhys	LHV	.284	115	401	78	114	29	91
Infante, Omar	TOL	.282	123	489	46	138	3	37
Solano, Donovan	SWB	.282	99	373	44	105	4	48
#Falu, Irving	SYR	.280	119	382	41	107	9	44

BATTING CATEGORY LEADERS

Runs			Hits			Doubles		
*Bauers, Jake	DUR	79	Hague, Matt	ROC	149	*Dosch, Drew	NOR	36
Hoskins, Rhys	LHV	78	Bostick, Christopher	IND	143	Field, Johnny	DUR	35
Bostick, Christopher	IND	75	Adames, Willy	DUR	140	Bostick, Christopher	IND	33
Brentz, Bryce	PAW	75	*Elizalde, Sebastian	LOU	140	Leonard, Patrick	DUR	32
*Crawford, J.P.	LHV	75	Infante, Omar	TOL	138	4 tied at 31.		
Triples			Home Runs			RBI		
#Albies, Ozzie	GWN	8	Brentz, Bryce	PAW	31	Hoskins, Rhys	LHV	91
*Fowler, Dustin	SWB	8	Shaffer, Richie	COL	30	*Alvarez, Pedro	NOR	89
*Crawford, J.P.	LHV	6	Hoskins, Rhys	LHV	29	Shaffer, Richie	COL	89
*Elizalde, Sebastian	LOU	6	*Cozens, Dylan	LHV	27	Brentz, Bryce	PAW	85
*Schafer, Logan	NOR	6	*Alvarez, Pedro	NOR	26	Snyder, Brandon	SYR	77

Extra-Base Hits

*Alvarez, Pedro	NOR	58
Hoskins, Rhys	LHV	57
Brentz, Bryce	PAW	53
Dixon, Brandon	LOU	50
Shaffer, Richie	COL	49

Total Bases

*Alvarez, Pedro	NOR	242
Brentz, Bryce	PAW	238
Hoskins, Rhys	LHV	233
Shaffer, Richie	COL	215
Adames, Willy	DUR	210

Walks

*Crawford, J.P.	LHV	79
*Bauers, Jake	DUR	78
*Navarro, Efen	TOL	71
*Hayes, Danny	CHA	67
Shaffer, Richie	COL	67

Stolen Bases

*Fields, Roemon	BUF	43
#May, Jacob	CHA	31
*Wade, Tyler	SWB	26
Berti, Jon	BUF	23
Ervin, Phillip	LOU	23

On-Base Percentage

Hoskins, Rhys	LHV	.385
*Wade, Tyler	SWB	.382
Hague, Matt	ROC	.373
*Navarro, Efen	TOL	.370
*Bauers, Jake	DUR	.368

Slugging Percentage

Hoskins, Rhys	LHV	.581
Brentz, Bryce	PAW	.529
Snyder, Brandon	SYR	.490
*Washington, David	NOR	.478
Shaffer, Richie	COL	.464

KEY: * - left-handed hitter, # - switch-hitter

IL PITCHING LEADERS

INTERNATIONAL LEAGUE TEAM PITCHING

TEAM PITCHING	W-L	ERA	G	CG	SHO	SV	IP	H	AB	TBF	R	ER	HR	SAC	SF	HB	BB	IBB	SO	WP
Scranton/WB	86-55	3.33	141	2	13	37	1225.2	1079	4624	5086	521	454	101	7	31	39	382	2	1249	61
Durham	86-56	3.37	142	1	18	42	1270.2	1099	4752	5254	524	476	126	17	24	41	417	7	1421	79
Rochester	80-62	3.39	142	4	10	42	1228.0	1174	4654	5096	507	462	102	21	37	34	350	8	1128	57
Indianapolis	79-63	3.48	142	3	10	39	1245.1	1163	4675	5254	529	482	103	36	38	51	453	15	1142	75
Buffalo	65-76	3.58	141	3	12	35	1209.1	1177	4625	5151	535	481	102	20	36	49	421	11	993	51
Lehigh Valley	80-62	3.72	142	5	15	44	1224.0	1167	4645	5165	578	506	111	33	40	36	410	8	1022	56
Pawtucket	67-75	3.84	142	6	18	30	1229.0	1109	4606	5168	562	524	140	22	38	47	454	7	1101	51
Toledo	70-71	3.89	141	2	9	42	1248.1	1263	4798	5382	595	540	101	26	35	43	478	21	1101	42
Gwinnett	71-71	4.02	142	5	12	32	1231.1	1187	4720	5309	606	550	105	23	44	52	470	8	1184	82
Norfolk	66-76	4.14	142	2	8	32	1241.1	1297	4846	5434	639	571	111	30	41	66	450	16	1028	65
Columbus	71-71	4.33	142	6	12	38	1248.0	1289	4802	5388	644	600	152	17	35	48	486	20	1074	55
Louisville	56-86	4.56	142	4	6	29	1256.0	1357	4924	5602	731	636	124	54	47	55	521	16	1129	112
Charlotte	61-81	4.79	142	5	2	31	1216.0	1298	4758	5345	730	647	148	17	47	47	475	5	1090	85
Syracuse	54-87	5.03	141	3	5	29	1187.1	1315	4682	5268	709	664	137	29	45	57	454	24	1017	66

PITCHING TOP 10 (Min. 0.8IP/Team Game)

PITCHER	CLUB	W-L	ERA	IP	H	BB	SO
*Brault, Steven	IND	10-5	1.94	120.1	85	44	109
Eshelman, Tom	LHV	10-3	2.23	121.0	101	13	80
*Albers, Andrew	GWN	12-3	2.61	120.2	120	19	115
Chirinos, Yonny	DUR	12-5	2.74	141.0	116	22	120
Adams, Chance	SWB	11-5	2.89	115.1	81	43	103
*Merritt, Ryan	COL	10-5	3.03	116.0	116	25	85
Slegers, Aaron	ROC	15-4	3.40	148.1	154	29	119
*Yarbrough, Ryan	DUR	13-6	3.43	157.1	144	39	159
*Hurlbut, David	ROC	10-8	3.44	130.2	152	30	103
Hutchison, Drew	IND	9-9	3.56	159.1	149	57	124

PITCHING CATEGORY LEADERS

Wins	Losses	Strikeouts
Slegers, Aaron ROC 15	Danish, Tyler CHA 14	*Yarbrough, Ryan DUR 159
*Yarbrough, Ryan DUR 13	Thompson, Jake LHV 14	Honeywell, Brent DUR 152
*Albers, Andrew GWN 12	Plutko, Adam COL 12	Glasnow, Tyler IND 140
Chirinos, Yonny DUR 12	Santos, Luis BUF 12	Giolito, Lucas CHA 134
Honeywell, Brent DUR 12	*House, TJ BUF 11	Sims, Lucas GWN 132
Walks Issued	Games Started	Innings Pitched
Fulmer, Carson CHA 65	Hutchison, Drew IND 26	Hutchison, Drew IND 159.1
*House, TJ BUF 63	*Morimando, Shawn COL 26	*Morimando, Shawn COL 159.1
*Reed, Cody LOU 61	*Yarbrough, Ryan DUR 26	*Yarbrough, Ryan DUR 157.1
*Owens, Henry PAW 60	Blair, Aaron GWN 25	Slegers, Aaron ROC 148.1
2 tied at 59.	4 others tied at 25.	Chirinos, Yonny DUR 141.0
Home Runs Allowed	Saves	Holds
Kendrick, Kyle PAW 24	Beato, Pedro LHV 33	*Purke, Matt CHA 14
Plutko, Adam COL 24	Mujica, Edward TOL 21	Kensing, Logan TOL 11
Eppler, Tyler IND 23	Neverauskas, Dovydas IND 13	*Kolarek, Adam DUR 11
Haviland, Shawn PAW 22	Shackelford, Kevin LOU 12	*Stumpf, Daniel TOL 10
*Morimando, Shawn COL 22	Yacabonis, Jimmy NOR 11	5 tied at 9.
WHIP	Average Against	Complete Games
Eshelman, Tom LHV 0.94	Adams, Chance SWB .197	*Morimando, Shawn COL 4
Chirinos, Yonny DUR 0.98	*Brault, Steven IND .199	Eshelman, Tom LHV 3
*Brault, Steven IND 1.07	Lopez, Reynaldo CHA .220	Blair, Aaron GWN 2
Adams, Chance SWB 1.08	Sims, Lucas GWN .224	Giolito, Lucas CHA 2
Sims, Lucas GWN 1.14	Eshelman, Tom LHV .227	3 others tied at 2.

KEY: * - left-handed pitcher

2017 INDIANS STATISTICAL LEADERS & TOTALS

Batting		(IL rank, min. 2.7 PA/game)	Pitching		(IL rank, min. 0.8 IP/game)
Average	Christopher Bostick	294 (4th)	Wins	Steven Brault, Clay Holmes	10 (T-7th)
Games	Christopher Bostick	126	Losses	Tyler Eppler, Drew Hutchison	9 (T-10th)
At-Bats	Christopher Bostick	486 (T-7th)	ERA	Steven Brault	1.94 (1st)
Runs	Christopher Bostick	75 (T-3rd)	Games	Edgar Santana	44
Hits	Christopher Bostick	143 (2nd)	Games Started	Drew Hutchison	26 (T-1st)
Doubles	Christopher Bostick	33 (3rd)	CGs	Tyler Eppler, Drew Hutchison, Nick Kingham	1
Triples	Gift Ngoepe, Eric Wood	5 (T-6th)	Shutouts		N/A
Home Runs	Eric Wood	16	Saves	Dovydas Neverauskas	13 (3rd)
RBI	Danny Ortiz	63	IP	Drew Hutchison	159.1 (T-1st)
Walks	Christopher Bostick	45	Hits Allowed	Tyler Eppler	159 (4th)
Strikeouts	Eric Wood	125	Runs Allowed	Tyler Eppler	83 (T-6th)
Stolen Bases	Eury Perez	22 (6th)	ER Allowed	Tyler Eppler	74 (7th)
OBP	Christopher Bostick	362 (7th)	HR Allowed	Tyler Eppler	23 (3rd)
SLG	Danny Ortiz	457 (T-7th)	Walks	Clay Holmes	59 (T-5th)
Fielding Errors	Eric Wood	15	Strikeouts	Tyler Glasnow	140 (3rd)

INDIANS SITUATIONAL RECORDS

	Leading	Tied	Trailing	Monday	8-7	Friday	13-10
After 6 Innings	65-11	6-6	8-46	Tuesday	11-9	Saturday	13-10
After 7 Innings	73-7	4-5	2-51	Wednesday	6-12	Sunday	12-9
After 8 Innings	68-5	2-5	1-49	Thursday	16-6		
1-Run Games	21-26	Scoring First	57-19		Overall	Home	Road
2-Run Games	15-10	Opp Scores First	22-44	April	7-15	4-9	3-6
3-Run Games	9-7	Shutout Record	10-13	May	21-8	12-3	9-5
3+Run Games	34-20	Extra Innings	4-10	June	17-12	9-5	8-7
				July	14-14	8-7	6-7
Day Games	21-18	Double Headers	3-1-3	Aug./Sept.	20-14	11-3	9-11
Night Games	58-45	G1: (6-1), G2: (3-4)		Overall	79-63	44-27	35-36
IND Outhits Opp	62-9	Score at least 4	66-21	** (2+ Games) -->	Series W-L-T	Series Sweeps	
Opp Outhits IND	15-45	Score less than 4	13-42	Home	12-4-6	3-1	
Teams Tie in Hits	2-9			Road	6-9-5	3-1	
				Overall	18-13-11	6-2	
IND hits HR	42-18	Opp hits HR	35-34		Overall	Home	Road
IND no HR	37-45	Opp no HR	44-29	Longest Win Streak	W8 (5/16-21)	W7 (5/13-30)	W4 (2x) (5/16-18, 6/17-24 [2])
IND has Error	28-36	IND no Errors	51-27	Longest Loss Streak	L5 (4/8-12)	L6 (4/8-18)	L4 (7/28 [2]-8/3)

INDIANS VS. INTERNATIONAL LEAGUE


NORTH	Overall	Home	Road	SOUTH	Overall	Home	Road	WEST	Overall	Home	Road
BUF	3-3	2-1	1-2	CHA	5-1	3-0	2-1	COL	10-12	3-6	7-6
LHV	3-3	2-1	1-2	DUR	4-6	3-4	1-2	LOU	15-8	8-4	7-4
PAW	3-3	2-1	1-2	GWN	6-4	2-1	4-3	TOL	13-12	9-4	4-8
ROC	4-4	2-2	2-2	NOR	6-1	3-1	3-0	TOTALS	38-32	20-14	18-18
SWB	2-4	1-2	1-2	TOTALS	21-12	11-6	10-6				
SYR	5-2	4-0	1-2								
TOTALS	20-19	13-7	7-12								

TEAM MISCELLANEOUS

Category	No.	Date (MR)
Largest Margin Of Victory	20 R	7/6 at COL (21-1)
Largest Margin Of Defeat	9 R	8/3 at COL (10-1)
Walk-off Wins (Indians)	4	MR: 7/30 vs. PAW (Newman 1B)
Walk-off Wins (Opponents)	6	MR: 8/28 at LOU (2) [Walker HR]
Largest Home Crowd	15,142	7/29 vs. PAW
Largest Road Crowd	12,789	4/13 at TOL
Longest Game (Innings)	13.0 innings	8/20 at SYR
Longest Game (Duration)	4:08	5/27 at ROC (12 innings)
Longest Game (Duration, 9 innings)	3:51	6/16 at CHA
Shortest Game (Duration)	1:54	4/27 at PAW (2)
Shortest Game (Duration, 9 innings)	1:58	8/10 vs. SYR



A season-high 15,142 fans flooded Victory Field on July 29 thanks to one of five MARVEL Super Hero Nights promoted by the club in 2017. With Thor in attendance, his bobblehead given away to the first 2,500 fans and the Tribe wearing Thor-themed uniforms, Gift Ngoepe brought the hammer with his third home run of the season in a 5-3 win over Pawtucket. (Photo by Adam Pintar)



Indianapolis won six of its seven head-to-head meetings against Norfolk in 2017, including a 5-4 walk-off triumph in 11 innings on Mother's Day. Austin Meadows (right) was swarmed by teammates after delivering the walk-off knock. (Photo by Adam Pintar)

2017 INDIANS HITTING CHARTS

MONTHLY BREAKDOWNS

Month	G	Hits (Game)	Avg.	HR	RBI	Runs (Game)	BB/SO	SB/CS
April	22	169 (7.7)	.232	17	78	82 (3.7)	61/182	13/9
May	29	281 (9.7)	.285	23	140	149 (5.1)	93/199	27/9
June	29	254 (8.8)	.262	19	122	131 (4.5)	103/216	26/9
July	28	244 (8.7)	.259	29	116	126 (4.5)	83/235	17/6
Aug.	30	281 (9.4)	.277	14	127	134 (4.5)	90/212	18/8
Sept.	4	54 (13.5)	.348	2	24	25 (6.3)	11/21	0/0
Totals	142	1,283 (9.0)	.268	104	607	647 (4.6)	441/1,065	101/41
Playoffs	4	28 (7.0)	.226	2	11	11 (2.8)	9/30	4/3

REGULAR SEASON	HOME	VS.	ROAD	PLAYOFFS	HOME	VS.	ROAD
Games	71		71	Games	2		2
Overall Record	44-27		35-36	Overall Record	1-1		0-2
Batting Average	.263		.272	Batting Average	.262		.190
Runs/Game	305 (4.3)		342 (4.8)	Runs/Game	8 (4.0)		3 (1.5)
Hits/Game	613 (8.6)		670 (9.4)	Hits/Game	16 (8.0)		12 (6.0)
Doubles	148		131	Doubles	4		1
Triples	16		11	Triples	0		0
Home Runs	38		66	Home Runs	0		2
XBH/Game	202 (2.8)		208 (2.9)	XBH/Game	4 (2.0)		3 (1.5)
RBI	286		321	RBI	8		3
Walks	208		233	Walks	6		3
Strikeouts	529		536	Strikeouts	14		16
Stolen Bases	52		49	Stolen Bases	4		0
Caught Stealing	21		20	Caught Stealing	3		0

INDIANS 2-OUT RBI

Player	No.	Player	No.
Bostick	25	Barnes	7
Wood	19	Gosselin	7
Ortiz	17	Luplow	7
Rogers	17	Perez	5
Terdoslavich	17	Newman	3
Weiss	16	Maffei	2
Moroff	15	Williams	2
Stallings	13	Dickson	1
Ngoepe	11	Eppler	1
Diaz	10	Holmes	1
Espinal	8	Hutchison	1
Feliz	8	Osuna	1
Meadows	8	TOTAL	222

WINS RESULTING FROM FINAL AT-BAT

Date	Opp.	Batter	Game Winner	Inning	Final
4/27	at PAW (2)	M. Moroff	Two-out, two-run single to right	Top 8	5-3
5/14	vs. NOR	A. Meadows	One-out, bases-loaded single to left	Bottom 11	5-4
5/21	vs. TOL	B. Barnes	No outs, 1st & 3rd, sac fly to right	Bottom 11	3-2
6/15	at NOR (1)	J. Maffei	No outs, 1st & 3rd, 3-6 DP on bunt	Top 7	2-1
6/18	at CHA	D. Ortiz	One-out, three-run homer to left	Top 9	12-9
6/30	vs. LOU	P. Gosselin	One-out, bases-loaded single to center	Bottom 9	6-5
7/30	vs. PAW	K. Newman	Two-out, RBI single to left	Bottom 12	3-2

2017 INDIANS PITCHING CHARTS

STARTING PITCHER RUN SUPPORT (REGULAR SEASON)

Pitcher	Starts	Runs	R/Start	High	Low	Team Record	QS
Barbato	2	2	1.0	1	1	0-2	0
Bastardo	1	2	2.0	2	2	0-1	0
Brault	20	85	4.3	9	0	13-7	15
Dickson	6	32	5.3	11	0	3-3	0
Eppler	21	109	5.2	12	1	10-11	8
Glasnow	15	77	5.3	21	0	11-4	12
Holmes	24	111	4.6	11	0	14-10	7
Hutchison	26	121	4.7	10	0	13-13	14
Kingham	19	72	3.8	11	0	11-8	10
Lindblom	4	11	2.8	8	0	1-3	1
McKinney	1	7	7.0	7	7	1-0	0
Sadler	1	13	13.0	13	13	1-0	1
Taillon	2	5	2.5	4	1	1-1	0
Totals	142	647	4.6	21	0	79-63	68

STARTING PITCHER RUN SUPPORT (PLAYOFFS)

Pitcher	Starts	Runs	R/Start	High	Low	Team Record	QS
Glasnow	1	0	0.0	0	0	0-1	1
Holmes	1	3	3.0	3	3	0-1	0
Hutchison	1	3	3.0	3	3	0-1	0
Kingham	1	5	5.0	5	5	1-0	1
Totals	4	11	2.8	5	0	1-3	2

MONTHLY BREAKDOWN

MONTH	G	ERA	SV/SVO	IP	H	R/ER	HR	HB	BB/SO	WP	GIDP	WHIP	AVG
April	22	3.82	5/10	195.1	185	93/83	17	11	69/176	14	19	1.30	.251
May	29	3.23	8/13	256.2	221	101/92	19	11	112/240	14	19	1.30	.231
June	29	3.97	8/10	251.2	258	125/111	27	10	99/244	14	25	1.42	.266
July	28	3.10	7/8	244.0	219	90/84	21	4	85/239	14	23	1.25	.244
August	30	3.21	10/12	263.2	237	102/94	18	14	79/212	18	25	1.20	.244
Sept.	4	4.76	1/1	34.0	43	18/18	1	1	19/31	1	3	1.53	.305
TOTALS	142	3.48	39/54	1,245.1	1,163	529/482	103	51	453/1,142	75	114	1.30	.249
Playoffs	4	3.71	0/1	34.0	26	16/14	1	3	20/32	3	1	1.35	.206

REGULAR SEASON	HOME	VS.	ROAD	PLAYOFFS	HOME	VS.	ROAD
Games	71.....		71.....	Games	2.....		2.....
W-L	44-27.....		35-36.....	W-L	1-1.....		0-2.....
ERA	2.84.....		4.18.....	ERA	2.00.....		5.63.....
Saves	21.....		18.....	Saves	0.....		0.....
Runs/Game	220 (3.1).....		309 (4.4).....	Runs/Game	4 (2.0).....		12 (6.0).....
Hits/Game	558 (7.9).....		605 (8.5).....	Hits/Game	13 (6.5).....		13 (6.5).....
HR Allowed	39.....		64.....	HR Allowed	0.....		1.....
Hit Batsmen	21.....		30.....	Hit Batsmen	2.....		1.....
Walks	199.....		254.....	Walks	10.....		10.....
Strikeouts	603.....		539.....	Strikeouts	13.....		19.....
Wild Pitches	37.....		38.....	Wild Pitches	0.....		3.....
Opp. Average	.233.....		.265.....	Opp. Average	.206.....		.206.....

INDIANS, INDIVIDUAL HITTING

Category	No.	Player	Date (MR)
Most At Bats	7	Ortiz	7/6 at COL
Most Runs	4	Luplow	7/6 at COL
Most Hits	4 (8x)	-	MR: 7/13 vs. LOU
Most XBH	3 (2x)	Feliz, Stallings	MR: 7/6 at COL
Most Doubles	2 (26x)	-	MR: 9/2 at TOL
Most Triples	1 (27x)	-	MR: 9/3 at TOL
Most Home Runs	2 (7x)	-	MR: 8/15 at BUF
Most Total Bases	10 (2x)	Ortiz (2x)	MR: 7/6 at COL
Most RBI	5	Ngoepe	8/15 at BUF
Most Walks	3 (8x)	-	MR: 8/16 at BUF
Most Strikeouts	4 (2x)	Bostick, Ngoepe	MR: 4/21 at SMB
Most Stolen Bases	4	Perez	6/29 vs. DUR
Hit Streak	15 G	Bostick	4/15-5/3
HR Streak	3 G	Moroff	4/6-8
RBI Streak	6 G	Bostick	7/17-22

INDIANS, INDIVIDUAL PITCHING


Category	No.	Player	Date (MR)
Most IP (S)	9.0	Kingham	8/10 vs. SYR
Most IP (R)	6.0	Hutchison	6/25 at LOU
Most Hits (S)	11	Hutchison	8/9 vs BUF
Most Hits (R)	8	Eppler	8/2 at COL
Most Runs (S)	9	Eppler	8/18 at SYR
Most Runs (R)	8	McKinney	8/3 at COL
Most ER (S)	8 (2x)	Eppler, Kingham	MR: 8/18 at SYR
Most ER (R)	7	Sanchez	5/12 vs. NOR
Most HR (S)	3 (2x)	Eppler, Hutchison	MR: 7/26 vs. ROC
Most HR (R)	2 (4x)	Barbato, Eppler (2x), McKinney	MR: 8/2 at COL
Most Walks (S)	6 (3x)	Holmes (3x)	MR: 7/21 at GWN
Most Walks (R)	4	Hutchison	6/25 at LOU
Most HBP (S)	2 (3x)	Holmes, Kingham (2x)	MR: 8/26 vs. COL
Most HBP (R)	1 (15x)	-	MR: 8/20 at SYR
Most Strikeouts (S)	12 (2x)	Glasnow (2x)	MR: 7/30 vs. PAW
Most Strikeouts (R)	5 (8x)	-	MR: 9/3 at TOL
Most Wild Pitches	2 (6x)	-	MR: 8/27 vs. COL
Scoreless Streak	21.2 IP	Santana	4/11-5/21

INDIANS, TEAM HITTING

Category	No.	Date (MR)
Most Runs / Game	21	7/6 at COL
Most Hits / Game	22	7/6 at COL
Fewest Runs	0 (13x)	MR: 7/28 vs. PAW (1)
Fewest Hits	1	8/9 vs. BUF
Most Runs / Inning	9 (2x)	MR: 2nd inning, 8/26 vs. COL
Most Hits / Inning	8	4th inning, 5/26 at ROC
Most Doubles	6	6/17 at CHA
Most Triples	2 (3x)	MR: 6/1 vs. LHV
Most Home Runs	7	7/6 at COL
Most HR / Inning	3	9th inning, 7/6 at COL
Consec. Games w/ HR	4	4/13-16
Most Extra-Base Hits	10	7/6 at COL
Most RBI	21	7/6 at COL
Most Walks	13	7/6 at COL
Most HBPs	3 (2x)	MR: 7/26 vs. ROC
Most Strikeouts	14 (3x)	MR: 8/19 at SYR
Most Stolen Bases	5	6/29 vs. DUR

INDIANS, TEAM PITCHING

Category	No.	Date (MR)
Most IP	12.0 (2x)	MR: 8/20 at SYR
Most Runs	12	6/16 at CHA
Most Earned Runs	11 (2x)	MR: 6/18 at CHA
Most Runs / Inning	8	7th inning, 8/3 at COL
Most Hits	17	8/3 at COL
Most Hits / Inning	7	7th inning, 8/3 at COL
Fewest Runs	0 (10x)	MR: 8/24 vs. LOU
Fewest Hits	2 (6x)	MR: 8/13 vs. SYR
Most Home Runs	4 (2x)	MR: 7/26 vs. ROC
Most HR / Inning	2 (3x)	MR: 5th inning, 8/2 at COL
Consec. Games w/ HR	8	7/19-26
Most Walks	11	5/7 at COL
Most HBP	2 (5x)	MR: 8/26 vs. COL
Most Strikeouts	19	7/30 vs. PAW
Most Balks	1 (4x)	MR: 6/18 at CHA
Most Wild Pitches	3	6/18 at CHA



Trevor Williams won seven games and posted a 4.07 ERA for Pittsburgh in 2017. (Photo by Dave Arrigo/Pittsburgh Pirates)



PIRATES

PITTSBURGH PIRATES STAFF

**PNC Park**

115 Federal Street or P.O. Box 7000
Pittsburgh, PA 15212
(412) 321-BUCS
@Pirates
Pirates.com

Executive

Chairman of the Board	Bob Nutting
President	Frank Coonelly
Senior Vice President, Business Affairs & General Counsel	Bryan Stroh
Associate Counsel	Frankie Garland
Executive Assistant	Monica Robinson

Baseball Operations

Executive Vice President & General Manager	Neal Huntington
Vice President, Assistant General Manager	Kyle Stark
Assistant General Manager	Kevan Graves
Special Assistants to the General Manager	Ron Hopkins, Sean McNally, Jax Robertson, Matt Ruebel, Greg Smith, Doug Strange
Special Assistant to the General Manager, Cultural Initiatives	Mike Gonzalez
Senior Advisor, Baseball Operations	Nick Leyva
Director, Baseball Operations	Will Lawton
Major League Advance Scout	Mike Basso, Jim Dedrick
Major League Scouts	Ricky Bennett, Bob Minor
Senior Director, Amateur Scouting	Joe DelliCarri
Assistant Director, Amateur Scouting	Mike Mangan
Traveling Secretary	Greg Johnson
Senior Director, Baseball Informatics	Dan Fox
Director, Personnel	Chris Johnson
Director, Pro Scouting	Steve Williams
Director, International Scouting	Junior Vizcaino

Communications

Vice President of Communications & Broadcasting	Brian Warecki
Director of Broadcasting	Marc Garda
Director of Baseball Communications	Jim Trdinich
Director of Media Relations	Dan Hart
Manager, Business Communications & Social Media	Terry Rodgers
Social Media Coordinator	Emily Zikoski
Team Photographer	Dave Arrigo
Play-by-Play Announcers	Joe Block, Greg Brown
Color Analyst/Alumni Representative	Steve Blass
Color Analysts	Bob Walk, John Wehner

Coaching Staff

Manager	Clint Hurdle
Bench Coach	Tom Prince
Hitting Coach	Jeff Branson
Assistant Hitting Coach	Jeff Livesey
Pitching Coach	Ray Searage
Assistant Pitching Coach	Justin Meccage
First Base Coach	Kimera Barte
Third Base Coach	Joey Cora
Bullpen Coach	Euclides Rojas
Bullpen Catchers	Heberto Andrade, Jordan Comadena
Coach	Dave Jaus

2017 PITTSBURGH PIRATES FINAL STATS

Team Batting Stats

BATTERS	AVG	G	AB	R	H	2B	3B	HR	RBI	TB	BB	SO	SB	CS	OBP	SLG	OPS	SF	SAC	HB	DP	1B	2B	3B	SS	OF	C	E	
Bell, Josh	.255	159	549	75	140	26	6	26	90	256	66	117	2	4	.334	.466	.800	4	0	1	15	147	0	0	0	0	0	10	
Bormann, John	.000	1	1	0	0	0	0	0	0	0	0	1	0	0	.000	.000	.000	0	0	0	0	-	-	-	-	-	-	-	
Bostick, Christopher	.296	20	27	6	8	2	0	0	1	10	4	9	0	1	.406	.370	.777	0	0	1	0	0	3	0	0	3	0	0	
Cervelli, Francisco	.249	81	265	31	66	13	2	5	31	98	32	65	0	2	.342	.370	.712	1	0	6	7	0	0	0	0	0	78	4	
Diaz, Elias	.223	64	188	18	42	14	0	1	19	59	11	38	1	0	.265	.314	.579	1	0	0	8	0	0	0	0	0	55	4	
Frazier, Adam	.276	121	406	55	112	20	6	6	53	162	36	57	9	5	.344	.399	.743	3	1	8	9	0	42	1	1	67	0	10	
Freese, David	.263	130	426	44	112	16	0	10	52	158	58	116	0	1	.368	.371	.739	4	0	15	10	3	0	116	0	0	12	0	
Gosselin, Phil	.150	28	40	3	6	1	0	0	2	7	2	9	0	1	.190	.175	.365	0	0	0	1	1	11	1	0	0	2	0	
Hanson, Alen	.193	37	57	8	11	0	2	0	1	15	2	9	2	1	.220	.263	.483	0	0	0	0	0	15	1	2	2	0	1	
Harrison, Josh	.272	128	486	66	132	26	2	16	47	210	28	90	12	4	.339	.432	.771	3	2	23	5	0	83	49	0	9	0	11	
Jaso, John	.211	126	256	28	54	19	0	10	35	103	40	66	1	1	.328	.402	.730	1	0	5	5	29	0	0	0	61	0	2	
Luplow, Jordan	.205	27	78	6	16	3	1	3	11	30	6	22	0	1	.276	.385	.660	1	0	2	4	0	0	0	0	23	0	1	
Marte, Starling	.275	77	309	48	85	7	2	7	31	117	20	63	21	4	.333	.379	.712	2	0	8	5	0	0	0	0	76	0	1	
McCutchen, Andrew	.279	156	570	94	159	30	2	28	88	277	73	116	11	5	.363	.486	.849	3	0	4	10	0	0	0	0	152	0	4	
Mercer, Jordy	.255	145	502	52	128	24	5	14	58	204	51	88	0	4	.326	.406	.733	2	0	3	16	0	0	0	144	0	10	0	
Moroff, Max	.200	56	120	19	24	4	1	3	21	39	16	43	0	1	.302	.325	.627	1	1	2	0	0	28	6	16	0	0	0	
Ngoepe, Gift	.222	28	54	10	12	2	1	0	6	16	8	26	0	0	.323	.296	.619	0	1	0	0	0	20	3	6	0	0	0	
Ortiz, Danny	.083	9	12	1	1	0	0	0	0	1	1	1	0	0	.154	.083	.237	0	0	0	0	0	0	0	0	9	0	1	
Osuna, Jose	.233	104	215	31	50	13	4	7	30	92	9	40	0	0	.269	.428	.697	1	0	2	10	23	0	0	0	36	0	3	
Polanco, Gregory	.251	108	379	39	95	20	0	11	35	148	27	60	8	1	.305	.391	.695	1	0	3	5	0	0	0	0	96	0	2	
Rodriguez, Sean	.168	39	95	12	16	1	0	3	5	26	8	38	0	0	.255	.274	.528	0	0	3	2	2	8	9	6	14	0	4	
Stallings, Jacob	.357	5	14	3	5	2	0	0	3	7	2	2	0	0	.438	.500	.938	0	0	0	0	0	0	0	0	0	5	1	
Stewart, Chris	.183	51	131	8	24	1	2	0	4	29	9	22	0	0	.241	.221	.463	0	3	1	3	0	0	0	0	0	48	6	
Team Total	.244	162	5,458	668	1,331	249	36	151	635	2,105	519	1,213	67	36	.318	.386	.704	28	42	88	120	-	-	-	-	-	-	-	99

Team Pitching Stats

PITCHERS	W-L	ERA	G	GS	CG	SHO	SV-SVO	IP	H	R	ER	HR	HB	BB	SO	BK	WP	DP	WHIP	AVG	AB	TBF	SF	GF	HLD
Barbato, Johnny	0-1	4.08	24	0	0	0	0-0	28.2	25	13	13	4	2	18	23	0	1	1	1.50	.227	110	130	0	7	1
Bastardo, Antonio	0-1	15.00	9	0	0	0	0-0	9.0	16	15	15	5	0	9	8	0	2	0	2.78	.372	43	52	0	5	0
Benoit, Joaquin	0-2	7.56	8	0	0	0	0-1	8.1	11	9	7	2	1	6	3	0	1	1	2.04	.324	34	42	1	1	0
Brault, Steven	1-0	4.67	11	4	0	0	1-1	34.2	41	21	18	3	2	14	23	0	0	2	1.59	.287	143	162	1	2	0
Cole, Gerrit	12-12	4.26	33	33	0	0	0-0	203.0	199	98	96	31	4	55	196	0	7	16	1.25	.254	784	849	1	0	0
Glasnow, Tyler	2-7	7.69	15	13	0	0	0-0	62.0	81	6	53	13	2	44	56	0	3	4	2.02	.319	254	305	1	0	1
Hudson, Daniel	2-7	4.38	71	0	0	0	0-2	61.2	57	34	30	7	5	33	66	0	4	7	1.46	.248	230	271	2	18	21
Kontos, George	1-1	1.84	15	0	0	0	1-2	14.2	9	3	3	1	0	3	15	0	0	1	0.82	.176	51	55	0	4	6
Kuhl, Chad	8-11	4.35	31	31	0	0	0-0	157.1	159	81	76	17	6	72	142	1	8	20	1.47	.269	592	680	4	0	0
Leathersich, Jack	0-0	0.00	6	0	0	0	0-0	4.1	3	0	0	0	0	2	6	0	0	0	1.15	.200	15	18	1	2	2
LeBlanc, Wade	5-2	4.50	50	0	0	0	1-3	68.0	64	35	34	10	1	17	54	0	2	4	1.19	.243	263	283	1	18	4
Lindblom, Josh	0-0	7.84	4	0	0	0	0-0	10.1	18	9	9	0	0	3	10	0	0	0	2.03	.375	48	51	0	1	0
Marinez, Jhan	0-1	3.18	24	0	0	0	0-0	34.0	34	12	12	4	4	12	26	0	4	3	1.35	.266	128	148	1	12	0
Neverauskas, Dovydas	1-1	3.91	24	0	0	0	0-1	25.1	24	11	11	4	1	8	17	0	2	4	1.26	.253	95	105	0	11	2
*Nicasio, Juan	2-5	2.85	65	0	0	0	2-6	60.0	49	20	19	4	2	18	60	0	1	5	1.12	.222	221	243	0	8	22
Nova, Ivan	11-14	4.14	31	31	2	1	0-0	187.0	203	96	86	29	7	36	131	0	8	23	1.28	.277	732	785	3	0	0
Rivero, Felipe	5-3	1.67	73	0	0	0	21-23	75.1	47	19	14	4	4	20	88	1	2	2	0.89	.171	275	300	1	40	14
Runzler, Dan	0-0	4.50	8	0	0	0	0-0	4.0	7	4	2	2	0	2	4	0	0	0	2.25	.389	18	20	0	0	0
Sanchez, Angel	1-0	8.76	8	0	0	0	0-0	12.1	16	12	12	5	0	1	10	0	2	0	1.38	.308	52	54	1	2	0
Santana, Edgar	0-0	3.50	19	0	0	0	0-0	18.0	16	8	7	2	1	12	20	0	0	2	1.56	.239	67	81	0	2	2
Schugel, A.J.	4-0	1.97	32	0	0	0	0-1	32.0	31	8	7	3	0	14	27	0	2	2	1.41	.258	120	136	1	4	4
Tailon, Jameson	8-7	4.44	25	25	0	0	0-0	133.2	152	69	66	11	4	46	125	0	7	12	1.48	.290	525	587	4	0	0
*Watson, Tony	5-3	3.66	47	0	0	0	10-17	46.2	57	20	19	7	3	14	35	0	0	8	1.52	.305	187	209	2	22	6
Williams, Trevor	7-9	4.07	31	25	0	0	0-0	150.1	145	73	68	14	9	52	117	0	2	16	1.31	.255	568	642	4	1	0
Team Total	75-87	4.22	162	162	2	12	36-57	1,440.2	1,464	731	676	182	58	511	1,262	2	58	133	1.37	.264	5,555	6,208	29	160	85

* = with Pittsburgh Pirates only

PITTSBURGH PIRATES SYSTEM

Minor League Instructors and Staff

Senior Director, Minor League Operations	Larry Broadway
Senior Field Coordinator	Brad Fischer
Coordinator of Instruction/GCL Manager	Dave Turgeon
Infield Coordinator	Gary Green
Hitting Coordinator	Larry Sutton
Senior Pitching Coordinator	Scott Mitchell

2017 PITTSBURGH MiLB TEAM LEADERS

TEAM	PLAYER	AVG*	TEAM	PLAYER	WINS
Indianapolis	Christopher Bostick294	Indianapolis	Steven Brault/Clay Holmes	10
Altoona	Jerrick Suiter285	Altoona	Tanner Anderson /Alex McRae	10
Bradenton	Ke'Bryan Hayes278	Bradenton	Pedro Vasquez	9
W.Va. Power	Albert Baur298	W.Va. Power	Luis Escobar	10
W.Va. Black Bears	Lucas Tancas276	W.Va. Black Bears	Ike Schlabach	6
Bristol	Edison Lantigua307	Bristol	Domingo Robles	4
TEAM	PLAYER	HR	TEAM	PLAYER	ERA**
Indianapolis	Eric Wood	16	Indianapolis	Steven Brault	1.94
Altoona	Jordan Luplow	16	Altoona	Austin Coley	3.01
Bradenton	Logan Hill	16	Bradenton	Bret Helton	3.25
W.Va. Power	Adrian Valerio/Hunter Owen	11	W.Va. Power	Eduardo Vera	3.33
W.Va. Black Bears	Tristan Gray	7	W.Va. Black Bears	Scooter Hightower	1.94
Bristol	Henry Rosario	5	Bristol	Evan Piechota	2.95
TEAM	PLAYER	RBI	TEAM	PLAYER	SO
Indianapolis	Danny Ortiz	63	Indianapolis	Tyler Glasnow	140
Altoona	Edwin Espinal	72	Altoona	Austin Coley	114
Bradenton	Mitchell Tolman	62	Bradenton	Pedro Vasquez	107
W.Va. Power	Albert Baur	65	W.Va. Power	Luis Escobar	168
W.Va. Black Bears	Tristan Gray	37	W.Va. Black Bears	Scooter Hightower	80
Bristol	Johan De Jesus	26	Bristol	Evan Piechota/Domingo Robles	51
TEAM	PLAYER	SB	TEAM	PLAYER	SAVES
Indianapolis	Eury Perez	22	Indianapolis	Dovydas Neverauskas	13
Altoona	Pablo Reyes	21	Altoona	Montana DuRapau/Tate Scioneaux	14
Bradenton	Cole Tucker	36	Bradenton	Seth McGarry	18
W.Va. Power	Garrett Brown	15	W.Va. Power	Julio Eusebio/Geoff Hartlieb	6
W.Va. Black Bears	Jared Oliva/Raul Siri	15	W.Va. Black Bears	Joel Cesar	7
Bristol	Luis Benitez	14	Bristol	6 tied with	1

* = Batting Average qualifiers require a minimum 2.7 PA/League Games

** = ERA qualifiers require a minimum of 0.8 IP/League Games

2017 PITTSBURGH MiLB STANDINGS

TEAM	W	L	PCT	GB	Division
Indianapolis (AAA)	79	63	.556	--	1 of 4 (IL West)
Altoona (AA)	74	66	.529	--	1 of 6 (EL Western)
Bradenton (High-A)	37	30	.552	3.0	2 of 6 (FSL South 1st Half)
	33	32	.508	8.0	3 of 6 (FSL South 2nd Half)
	70	62	.530	3.5	3 of 6 (FSL South Overall)
West Virginia (A)	30	36	.455	8.0	5 of 7 (SAL Northern 1st Half)
	39	31	.557	--	T-1 of 7 (SAL Northern 2nd Half)
	69	67	.507	6.0	4 of 7 (SAL Northern Overall)
West Virginia (SS)	40	35	.533	5.0	T-2 of 6 (NYPL Pinckney)
Bristol (RK)	17	49	.258	23.0	5 of 5 (AL West)
GCL Pirates	26	34	.433	7.0	3 of 4 (GCL Northeast)
Totals	375	376	.499	--	--



2017 Pirates MiLB Player of the Year, Jordan Luplow. (Photo by Adam Pintar)

2017 PITTSBURGH PIRATES MINOR LEAGUE ALL-STARS

Indianapolis (IL): LHP Steven Brault OF Christopher Bostick RHP Drew Hutchison	Altoona (EL): RHP Montana DuRapau 1B Edwin Espinal 2B Kevin Kramer OF Jordan Luplow 3B Wyatt Mathisen RHP Alex McRae	Bradenton (FSL): RHP Dario Agrazal LHP Jake Brentz 1B Will Craig 3B Ke'Bryan Hayes OF Logan Hill OF Casey Hughston RHP Mitch Keller C Christian Kelley RHP Seth McGarry RHP Yunior Montero SS Cole Tucker RHP Pedro Vasquez LHP Daniel Zamora	West Virginia (SAL): 2B Trae Arbet LHP Jordan Jess OF Ty Moore LHP Cam Vieaux	West Virginia (NYPL): SS Tristan Gray OF Bligh Madris RHP Adam Oiler LHP Ike Schlabach C Deon Stafford	Bristol (AL): OF Edison Lantigua
--	--	--	--	--	--

Bold = Mid/Postseason

Italics = Postseason

2017 TEAM BATTING STATISTICS

TEAM	AVG	AB	R	H	HR	BB	SO	SB	CS
Indianapolis (AAA)	.268	4794	647	1283	104	441	1065	101	41
Bradenton (A+)	.260	4360	580	1132	78	489	1009	160	68
West Virginia (A)	.256	4464	592	1142	92	359	1024	79	48
Altoona (AA)	.255	4666	584	1192	99	454	931	83	49
Bristol (R+)	.249	2214	303	552	31	268	644	68	37
GCL Pirates	.248	1968	260	489	34	218	439	46	30
West Virginia (A-)	.240	2544	324	611	36	251	650	80	66

BATTING TOP 10 (MINIMUM 2.7 PA/TEAM GAME)

BATTER	CLUB	AVG	G	AB	R	H	HR	RBI
Mason Martin	GCL	.307	39	127	37	39	11	22
Edison Lantigua	BRS	.307	48	176	28	54	4	18
Jordan George	BRD/ALT	.302	99	354	55	107	10	61
Jordan Luplow	ALT/IND	.302	117	414	74	125	23	56
Albert Baur	WV (A)	.298	106	392	56	117	8	65
Christopher Bostick	IND	.294	126	486	75	143	7	57
Edwin Espinal	ALT/IND	.294	130	497	53	146	15	86
Lolo Sanchez	GCL	.284	51	204	42	58	4	20
Jerrick Suiter	BRD/ALT	.281	110	385	51	108	10	62
Melvin Jimenez	BRS	.280	43	157	21	44	0	20

BATTING CATEGORY LEADERS

Home Runs			RBI			Stolen Bases		
Jordan Luplow	ALT/IND	23	Edwin Espinal	ALT/IND	86	Cole Tucker	BRD/ALT	47
Logan Hill	BRD/ALT	18	Mitchell Tolman	BRD/ALT	67	Ke'Bryan Hayes	BRD	27
Eric Wood	IND	16	Albert Baur	WV (A)	65	Alfredo Reyes	BRD	24
Edwin Espinal	ALT/IND	15	Danny Ortiz	IND	63	Eury Perez	IND	22
Danny Ortiz	IND	15	Jerrick Suiter	BRD/ALT	62	Pablo Reyes	ALT	21

2017 TEAM PITCHING STATISTICS

TEAM	W-L	ERA	H	CG	SHO	SV	HR	BB	SO
West Virginia (A-)	40-35	3.32	635	1	4	19	35	169	617
Indianapolis (AAA)	79-63	3.48	1163	3	10	39	103	453	1142
Bradenton (A+)	70-62	3.59	1074	0	6	33	84	375	1001
West Virginia (A)	69-67	3.62	1031	6	6	30	93	391	1110
Altoona (AA)	74-66	3.67	1229	2	9	46	82	464	1046
GCL Pirates (R)	26-34	4.56	534	0	2	16	30	230	356
Bristol (R+)	17-49	5.24	647	0	1	6	54	232	474

PITCHING TOP 10 (MINIMUM 0.8 IP/TEAM GAME)

PITCHER	CLUB	W-L	ERA	IP	H	BB	SO
Steven Brault	IND	10-5	1.94	120.1	85	44	109
Scooter Hightower	WV (A-)	4-1	1.94	88.0	77	9	80
Gavin Wallace	WV (A-)	3-2	2.65	68.0	60	5	41
Ike Schlabach	WV (A-)	6-4	2.83	70.0	53	22	49
Evan Piechota	BRS/WV (A-)	1-2	2.90	59.0	60	6	51
Austin Coley	ALT	6-4	3.01	143.2	144	31	114
Mitch Keller	ALT	8-5	3.03	116.0	84	32	116
Bret Helton	BRD	8-3	3.25	116.1	110	37	89
Eduardo Vera	WV (A)	8-7	3.33	132.1	133	14	109
Tanner Anderson	ALT	10-8	3.38	133.1	134	33	97

PITCHING CATEGORY LEADERS

Wins			Saves			Strikeouts		
Tanner Anderson	ALT	10	Montana DuRapau	ALT/IND	15	Luis Escobar	WV (A)	168
Steven Brault	IND	10	Seth McGarry	BRD	14	Tyler Glasnow	IND	140
Clay Holmes	IND	10	Tate Scioneaux	ALT	14	Drew Hutchison	IND	124
Nick Kingham	BRD/IND	10	Dovydas Neverauskas	IND	13	Mitch Keller	WV(A)-BRD/ALT	116
2 others tied with		10	2 tied with		9	Austin Coley	ALT	114

MINOR LEAGUE AFFILIATES



Altoona Curve

1000 Park Avenue

Altoona, PA 16602

@AltoonaCurve

AltoonaCurve.com

Altoona Curve

Double-A, Eastern League

Affiliate Since: 1999

2017 Record: 74-66 (1st, Western)

Home: Peoples Natural Gas Field

Manager (with team): Michael Ryan (2nd)

Pitching Coach: Bryan Hickerson

Hitting Coach: Keoni De Renne

Media Relations: Trey Wilson

Contact: twilson@altoonacurve.com



Michael Ryan

Last season...

A third consecutive trip to the Eastern League playoffs proved to be the charm for the Curve, who won the championship behind superb starting pitching from Mitch Keller, Austin Coley, Brandon Waddell, J.T. Brubaker and Alex McRae.

2017 ALTOONA CURVE FINAL STATS

Team Batting Stats													- Games By Position -															
BATTERS	AVG	G	AB	R	H	2B	3B	HR	RBI	TB	BB	SO	SB	CS	OBP	SLG	OPS	SF	SAC	HB	DP	1B	2B	3B	SS	OF	C	E
Chavez, Zane	.111	19	63	5	7	1	0	0	5	8	5	9	0	0	.171	.127	.298	2	0	0	2	0	0	0	0	0	18	4
Diaz, Chris	.375	10	24	6	9	1	2	0	3	14	6	6	1	0	.500	.583	1.083	0	1	0	0	6	0	3	0	0	0	0
Escobar, Elvis	.277	116	383	42	106	12	5	3	32	137	25	69	5	7	.319	.358	.676	3	2	0	3	0	0	0	0	108	0	4
Espinal, Edwin	.283	95	367	41	104	25	0	15	72	174	18	48	0	1	.322	.474	.797	6	0	6	13	81	0	2	0	0	0	1
Feliz, Anderson	.246	48	175	23	43	9	3	2	21	64	26	46	9	4	.343	.366	.709	0	3	0	4	0	10	16	0	21	0	4
George, Jordan	.302	30	106	14	32	9	0	1	18	44	8	12	1	0	.353	.415	.768	3	0	2	2	10	0	0	0	5	0	2
Hill, Logan	.278	22	79	12	22	5	0	2	9	33	14	21	0	0	.385	.418	.803	2	0	1	1	0	0	0	0	20	0	1
Hughston, Casey	.200	2	5	0	1	0	1	0	2	3	0	3	0	0	.200	.600	.800	0	0	0	0	0	0	0	0	2	0	0
Jhang, Jin-De	.231	72	273	29	63	9	2	3	25	85	17	24	1	0	.280	.311	.591	1	3	2	9	0	0	0	0	0	65	4
Joe, Connor	.240	74	242	29	58	11	4	5	30	92	34	40	2	4	.338	.380	.718	2	1	3	5	24	0	1	0	33	0	2
Kramer, Kevin	.297	53	202	31	60	17	3	6	27	101	17	50	7	2	.380	.500	.880	3	0	12	4	0	48	0	0	0	0	6
Luplow, Jordan	.287	73	254	45	73	15	0	16	37	136	29	45	1	3	.368	.535	.903	1	0	4	5	0	0	1	0	65	0	0
Maffei, Justin	.258	32	89	15	23	3	0	0	4	26	16	16	4	1	.400	.292	.692	0	0	5	1	0	0	0	0	28	0	1
Mathisen, Wyatt	.272	114	375	43	102	16	2	5	31	137	44	75	3	2	.357	.365	.722	3	1	7	13	0	1	108	0	0	0	16
Morales, Tomas	.188	36	117	7	22	6	0	2	14	34	6	24	2	0	.228	.291	.518	0	3	0	1	0	0	0	0	0	34	7
Newman, Kevin	.259	82	343	42	89	18	2	4	30	123	22	40	4	2	.310	.359	.669	2	3	4	6	0	0	0	0	81	0	7
Ratledge, Logan	.108	15	37	2	4	1	0	0	0	5	3	10	0	0	.175	.135	.310	0	0	0	1	0	7	0	0	5	0	2
Reyes, Pablo	.274	115	420	62	115	21	3	10	50	172	51	70	21	14	.356	.410	.765	3	5	4	5	0	71	0	15	31	0	6
Schwind, Jonathan	.353	12	17	4	6	2	0	2	5	14	1	4	1	0	.389	.824	1.212	0	1	0	0	0	0	0	0	3	0	0
Simpson, Chase	.176	43	125	13	22	5	1	4	13	41	9	42	1	2	.237	.328	.565	0	1	1	3	7	0	21	0	0	0	0
Suchy, Michael	.200	78	250	31	50	8	1	4	17	72	21	95	2	2	.273	.288	.561	2	2	5	7	0	0	0	0	70	0	2
Suiter, Jerrick	.285	100	347	47	99	20	3	10	58	155	47	83	7	2	.372	.447	.819	2	1	2	9	24	0	0	0	51	0	5
Tolman, Mitchell	.222	3	9	1	2	1	0	1	5	6	0	2	0	0	.200	.667	.867	1	1	0	0	0	3	0	0	0	0	0
Tucker, Cole	.257	42	167	25	43	4	5	2	18	63	21	31	11	3	.349	.377	.726	1	2	3	1	0	0	0	42	0	0	9
Williams, Jackson	.212	25	85	9	18	1	0	1	7	22	9	18	0	0	.299	.259	.558	1	0	2	1	0	0	0	0	0	25	2
Team Total	.255	140	4666	584	1,192	223	37	99	540	1,786	454	931	83	49	.327	.383	.710	38	48	63	97	-	-	-	-	-	-	105

Team Pitching Stats		W-L	ERA	G	GS	C6	SHO	SV-SVO	IP	H	R	ER	HR	HB	BB	SO	BK	WP	DP	WHIP	AVG	AB	TBF	SF	GF	HLD
Agrazal, Dario	0-1	4.50	1	1	0	0	0-0		4.0	3	2	2	0	0	2	2	0	1	1	1.25	.231	13	16	0	2	0
Anderson, Tanner	10-8	3.38	30	19	0	0	0-3		133.1	134	54	50	6	1	33	97	0	8	20	1.25	.263	510	547	2	3	2
Borden, Buddy	5-1	2.37	23	0	0	0	1-1		38.0	25	13	10	1	1	25	36	0	2	2	1.32	.187	134	160	0	9	3
Brentz, Jake	0-1	5.79	14	0	0	0	0-2		14.0	7	9	9	3	2	15	16	0	2	1	1.57	.146	48	66	1	2	4
Brubaker, J.T.	7-6	4.44	26	24	0	0	0-0		129.2	150	73	64	9	8	45	109	0	9	10	1.50	.291	516	576	3	0	0
Coley, Austin	6-4	3.01	29	23	0	0	0-0		143.2	144	49	48	10	7	31	114	1	3	11	1.22	.261	551	597	5	0	2
Cumpton, Brandon	3-3	4.50	13	0	0	0	1-3		20.0	24	12	10	2	0	9	18	1	2	2	1.65	.289	83	92	0	3	1
Diaz, Chris	0-0	27.00	1	0	0	0	0-0		1.0	3	3	3	1	0	0	0	0	0	0	3.00	.500	6	6	0	1	0
Dickson, Cody	2-4	5.85	12	6	0	0	0-0		32.1	39	22	21	8	4	20	31	1	2	2	1.82	.298	131	160	3	0	0
DuRapau, Montana	2-2	1.49	27	0	0	0	14-15		36.1	28	7	6	0	1	14	39	0	3	2	1.16	.209	134	150	0	26	0
Garcia, Yeady	4-7	5.25	29	11	0	0	5-7		72.0	76	48	42	8	9	46	67	0	7	3	1.69	.273	278	340	4	11	1
Hellweg, Johnny	0-1	4.50	4	0	0	0	0-0		6.0	5	3	3	2	1	1	6	0	1	0	1.00	.238	21	24	0	1	0
Heredia, Luis	3-3	3.10	36	0	0	0	2-3		52.1	41	18	18	3	2	31	43	0	2	2	1.38	.211	194	232	2	16	8
Keller, Mitch	2-2	3.12	6	6	0	0	0-0		34.2	25	14	12	2	2	11	45	0	0	1	1.04	.197	127	142	1	0	0
Keselica, Sean	4-2	3.54	42	3	0	0	3-8		73.2	67	34	29	2	6	39	72	0	8	5	1.44	.245	273	324	3	9	11
Kuchno, John	0-1	8.38	6	0	0	0	1-1		9.2	18	10	9	0	2	3	9	1	3	1	2.17	.400	45	50	0	5	0
Tailon, Jared	1-1	6.81	22	0	0	0	2-5		35.2	49	29	27	3	1	17	38	0	6	3	1.85	.322	152	171	1	5	3
McRae, Alex	10-5	3.61	27	25	1	0	0-0		149.2	170	71	60	9	6	36	89	0	11	20	1.38	.291	585	635	4	1	0
Morales, Tomas	1-1	3.86	2	0	0	0	0-0		2.1	2	1	1	0	1	2	0	0	0	0	1.71	.250	8	11	0	2	0
Rosario, Miguel	3-1	1.80	27	0	0	0	3-6		45.0	36	12	9	1	7	35	43	0	2	2	1.58	.221	163	209	2	12	0
Sadler, Casey	2-3	3.91	10	6	1	0	0-0		48.1	49	21	21	5	1	3	40	1	0	4	1.08	.259	189	195	1	1	1
Scioneaux, Tate	6-5	2.39	47	0	0	0	14-17		83.0	67	27	22	4	2	15	67	0	2	2	0.99	.219	306	333	4	25	4
Simpson, Chase	0-1	16.20	2	0	0	0	0-1		1.2	4	3	3	0	0	1	1	0	0	0	3.00	.444	9	10	0	2	0
Tailon, Jameson	0-0	0.00	1	1	0	0	0-0		3.0	1	0	0	0	0	1	6	0	1	0	0.67	.100	10	11	0	0	0
Waddell, Brandon	3-3	3.55	15	15	0	0	0-0		66.0	60	28	26	3	4	27	56	0	3	7	1.32	.240	250	283	1	0	0
Zamora, Daniel	0-0	0.00	2	0	0	0	0-0		3.0	2	0	0	0	0	2	2	0	0	1	1.33	.200	10	12	0	1	0
Team Total	74-66	3.67	140	140	2	9	46-72		1,238.1	1,229	563	505	82	68	464	1,046	5	77	102	1.37	.259	4,746	5,352	37	138	40

MINOR LEAGUE AFFILIATES



Bradenton Marauders
1611 9th Street West
Bradenton, FL 34205
@The_Marauders
BradentonMarauders.com

Bradenton Marauders

High-A, Florida State League

Last season...

Affiliate Since: 2010

2017 Record: 70-62 (3rd, South)

Home: LECOM Park

Manager (with team): Gerardo Alvarez (2nd)

Pitching Coach: Matt Ford

Hitting Coach: Butch Wynegar

Media Relations: Nate March

Contact: nate.march@pirates.com



Gerardo Alvarez

After winning the FSL title in 2016, the Marauders just missed the 2017 playoffs with a third-place finish in the South. Top prospects Dario Agrazal (2.91) and Mitch Keller (3.14) dominated with two of the league's best ERAs.

2017 BRADENTON MARAUDERS FINAL STATS

Team Batting Stats

BATTERS	AVG	G	AB	R	H	2B	3B	HR	RBI	TB	BB	SO	SB	CS	OBP	SLG	OPS	SF	SAC	HB	DP	1B	2B	3B	SS	OF	C	E
Alemas, Stephen	.317	30	101	10	32	6	0	1	20	41	14	14	5	2	.393	.406	.799	2	5	0	1	0	0	0	29	0	0	4
Arribas, Daniel	.168	33	107	14	18	3	1	0	8	23	19	33	5	2	.302	.215	.517	1	2	2	1	9	0	1	0	16	0	0
Bastardo, Alexis	.179	13	39	3	7	1	0	0	0	8	3	11	2	0	.256	.205	.461	0	0	1	1	0	0	0	0	10	0	0
Bormann, John	.183	39	120	11	22	6	0	0	10	28	15	26	0	3	.281	.233	.514	2	3	2	1	1	0	0	0	2	34	0
Craig, Will	.271	123	458	59	124	26	1	6	61	170	62	106	1	3	.373	.371	.744	6	0	16	11	93	0	0	0	0	0	7
George, Jordan	.302	69	248	41	75	15	2	9	43	121	40	45	1	1	.399	.488	.887	3	4	2	10	18	0	1	0	2	0	0
Hayes, Ke'Bryan	.278	108	421	66	117	16	7	2	43	153	41	76	27	5	.345	.363	.708	4	12	4	12	0	0	108	0	0	8	0
Hill, Logan	.266	71	267	44	71	14	2	16	52	137	31	73	3	3	.351	.513	.864	2	0	5	9	0	0	0	0	64	0	1
Hughston, Casey	.248	114	400	52	99	16	9	8	41	157	29	147	15	8	.300	.393	.692	3	9	2	3	0	0	0	0	112	0	4
Kelley, Christian	.243	92	325	27	79	11	0	2	39	96	39	80	1	6	.340	.295	.635	1	8	9	7	0	0	0	0	0	89	7
Krause, Kevin	.276	86	283	36	78	18	2	10	43	130	40	47	7	4	.370	.459	.829	1	4	3	5	0	0	0	0	64	12	5
Marte, Starling	.200	3	10	2	2	0	0	0	0	2	0	2	1	0	.200	.200	.400	0	0	0	0	0	0	0	0	3	0	0
Moore, Ty	.289	52	190	20	55	10	0	5	26	80	17	26	6	3	.357	.421	.778	2	6	4	7	0	0	0	0	41	0	1
Munoz, Carlos	.154	15	52	4	8	2	0	2	10	7	6	0	0	0	.262	.192	.455	1	0	1	0	10	0	0	0	0	0	2
Ratledge, Logan	.257	62	226	30	58	14	1	3	19	83	14	40	11	2	.309	.367	.676	2	6	4	1	0	12	0	0	49	0	2
Reyes, Alfredo	.232	109	362	43	84	13	5	2	23	113	19	106	24	8	.272	.312	.584	0	10	1	6	1	21	12	40	36	0	8
Suiter, Jerrick	.237	10	38	4	9	2	0	0	4	11	5	9	1	0	.341	.289	.630	0	0	1	0	1	0	0	0	7	0	0
Tam Sing, Trace	.190	7	21	2	4	1	0	1	3	8	2	7	0	1	.261	.381	.642	0	0	0	0	0	0	2	0	1	0	0
Tolman, Mitchell	.267	115	415	66	111	19	3	9	62	163	58	85	14	5	.364	.393	.756	4	10	7	8	0	102	9	0	0	13	0
Tucker, Cole	.285	68	277	46	79	15	6	4	32	118	34	70	36	12	.364	.426	.790	1	3	1	4	0	0	0	66	0	0	7
Team Total	.260	132	4,360	580	1,132	208	39	78	531	1,652	489	1,009	160	68	.341	.379	.720	35	82	65	87	-	-	-	-	-	-	78

Team Pitching Stats

PITCHERS	W-L	ERA	G	GS	C6	SHO	SV-SVO	IP	H	R	ER	HR	HB	BB	SO	BK	WP	DP	WHIP	AVG	AB	TBF	SF	GF	HLD
Agrazal, Dario	5-3	2.91	14	13	0	0	0-0	80.1	73	34	26	4	3	10	63	0	1	7	1.03	.243	301	319	5	0	0
Amedee, Jess	5-5	2.80	35	0	0	0	0-2	54.2	41	18	17	3	2	32	61	0	10	5	1.34	.207	198	233	1	14	3
Brentz, Jake	1-2	3.81	19	0	0	0	2-3	26.0	23	13	11	0	0	9	33	2	3	3	1.23	.230	100	110	1	7	3
Cumpton, Brandon	1-0	2.53	6	0	0	0	0-1	10.2	12	3	3	0	0	5	9	0	2	3	1.59	.308	39	45	0	3	1
Eusebio, Julio	0-0	0.00	1	0	0	0	0-0	1.0	0	0	0	0	0	0	1	0	0	0	0.00	.000	3	3	0	1	0
Hartlieb, Geoff	1-4	3.48	19	0	0	0	3-6	31.0	29	15	12	3	1	9	36	0	4	1	1.23	.250	116	130	0	10	1
Hearn, Taylor	4-6	4.12	18	17	0	0	0-0	87.1	65	41	40	8	2	37	106	1	6	5	1.17	.207	314	356	2	0	0
Helton, Bret	8-3	3.25	30	14	0	0	0-2	116.1	110	43	42	7	9	37	89	0	3	9	1.26	.255	432	490	9	1	4
Hinsz, Gage	5-5	5.61	20	19	0	0	0-0	94.2	112	60	59	9	6	31	52	0	7	7	1.51	.296	378	420	1	0	0
Jess, Jordan	0-0	9.24	8	0	0	0	0-0	12.2	18	13	13	1	4	5	7	0	2	1	1.82	.340	53	62	0	3	1
Keller, Mitch	6-3	3.14	15	15	0	0	0-0	77.1	57	29	27	5	7	20	64	0	7	6	1.00	.207	275	306	2	0	0
Kemp, Shane	0-0	0.00	1	0	0	0	0-0	1.0	0	0	0	0	0	1	1	0	0	0	1.00	.000	3	4	0	0	1
Kingham, Nick	1-0	0.00	1	1	0	0	0-0	5.0	1	0	0	0	0	0	0	0	0	1	0.20	.063	16	16	0	0	0
Marvel, James	1-0	1.50	4	4	0	0	0-0	24.0	19	7	4	0	1	5	16	0	2	2	1.00	.216	88	97	0	0	0
McGarry, Seth	1-0	1.34	31	0	0	0	14-15	40.1	20	6	6	1	5	14	38	0	3	2	0.84	.146	137	158	1	29	1
Montero, Yunior	6-4	5.13	33	0	0	0	0-2	54.1	46	35	31	6	9	38	69	0	12	3	1.55	.229	201	249	1	12	2
Rosario, Miguel	0-1	4.85	9	0	0	0	0-0	13.0	10	7	7	2	2	11	12	1	4	3	1.62	.222	45	60	1	5	2
Sadler, Casey	2-0	0.75	6	0	0	0	0-1	12.0	5	1	1	0	0	2	14	0	1	1	0.58	.119	42	44	0	3	1
Sendelbach, Logan	5-6	3.58	31	11	0	0	2-2	88.0	90	39	35	9	0	24	62	0	4	15	1.30	.274	329	362	6	7	3
Street, Sam	4-2	2.74	31	1	0	0	2-3	69.0	67	26	21	3	5	14	51	1	2	5	1.17	.255	263	285	1	17	2
Tam Sing, Trace	0-0	18.00	2	0	0	0	1-1	2.0	4	4	4	0	0	1	1	0	0	0	2.50	.444	9	11	1	2	0
Vasquez, Pedro	9-7	3.73	26	24	0	0	0-0	137.2	135	57	57	13	10	30	107	0	4	7	1.20	.254	532	576	1	0	1
Vieaux, Cam	3-7	4.69	13	13	0	0	0-0	78.2	89	44	41	8	5	23	48	0	5	4	1.42	.286	311	343	3	0	0
Zamora, Daniel	2-4	1.86	37	0	0	0	9-13	53.1	48	17	11	2	1	17	61	0	1	4	1.22	.236	203	223	1	18	7
Team Total	70-62	3.59	132	132	0	6	33-51	1,170.1	1,074	512	467	84	72	375	1,001	5	83	94	1.24	.245	4,388	4,902	37	132	33

MINOR LEAGUE AFFILIATES



West Virginia Power

601 Morris Street

Charleston, WV 25301

@WV_Power

WVPower.com

West Virginia Power

Single-A, South Atlantic League

Affiliate Since: 2009

2017 Record: 69-67 (4th, Northern)

Home: Appalachian Power Park

Manager (with team): Wyatt Toregas (2nd)

Pitching Coach: Joel Hanrahan

Hitting Coach: Chris Peterson

Media Relations: David Kahn

Contact: dkahn@wvpower.com



Wyatt Toregas

Last season...

West Virginia Power first baseman Albert Baur earned MiLB.com Organization All-Star honors after ranking among South Atlantic League leaders in average (.298), on-base percentage (4th, .367), doubles (T-6th, 31) and OPS (7th, .805).

2017 WEST VIRGINIA POWER FINAL STATS

Team Batting Stats														- Games By Position -														
BATTERS	AVG	G	AB	R	H	2B	3B	HR	RBI	TB	BB	SO	SB	CS	OBP	SLG	OPS	SF	SAC	HB	DP	1B	2B	3B	SS	OF	C	E
Alemas, Stephen	.223	29	121	14	27	6	2	3	12	46	5	32	5	3	.266	.380	.646	0	3	2	2	0	1	0	0	26	0	0
Arbet, Trae	.232	88	323	44	75	17	4	9	50	127	13	93	3	3	.287	.393	.680	1	0	12	12	0	61	24	0	0	0	
Bastardo, Alexis	.253	49	166	16	42	6	1	3	19	59	9	34	11	2	.298	.355	.653	1	5	2	4	0	0	0	0	43	0	
Baur, Albert	.298	106	392	56	117	31	0	8	65	172	41	84	0	0	.367	.439	.805	5	0	4	11	92	0	0	0	0	5	
Brown, Garrett	.275	58	193	27	53	5	2	1	20	65	9	38	15	4	.314	.337	.651	0	8	2	3	0	0	0	0	57	0	
Cruz, Oneil	.218	16	55	9	12	2	1	2	8	22	8	22	0	0	.317	.400	.717	0	0	0	1	0	0	15	1	0	8	
Eagan, Clark	.261	119	436	62	114	21	5	8	59	169	28	58	5	8	.317	.388	.704	6	2	10	10	0	0	0	0	117	0	
Fernandez, Victor	.228	52	158	22	36	4	4	1	10	51	10	35	8	3	.285	.323	.608	1	6	3	2	0	0	0	0	49	0	
Gibbs, Brent	.229	40	144	15	33	7	0	3	11	49	6	49	0	0	.282	.340	.622	1	0	5	2	0	0	0	0	0	312	
Gonzalez, Yoel	.248	30	105	13	26	6	0	5	19	47	4	30	0	0	.282	.448	.729	0	2	1	1	0	0	0	0	0	307	
Harvey, Chris	.208	15	53	4	11	3	1	0	5	16	4	25	0	0	.276	.302	.578	0	0	1	1	0	0	0	0	0	141	
Hernandez, Raul	.188	5	16	0	3	0	0	0	1	3	1	3	0	0	.235	.188	.423	0	1	0	0	0	0	0	0	0	5	
King, Nick	.167	13	42	1	7	2	0	0	3	9	2	14	0	0	.239	.214	.453	0	2	2	1	0	2	3	8	0	1	
Mahala, Kevin	.230	98	317	37	73	11	1	4	27	98	35	94	3	2	.311	.309	.620	4	3	4	7	4	63	7	18	0	11	
Moore, Ty	.266	61	229	27	61	15	0	2	32	82	26	48	4	2	.350	.358	.708	3	3	5	8	0	0	0	0	61	0	
Munoz, Carlos	.275	100	349	46	96	23	1	5	49	136	54	41	0	2	.386	.390	.776	3	5	11	10	41	0	0	0	0	1	
Nagle, Ryan	.272	51	169	23	46	7	0	3	17	62	10	34	0	0	.315	.367	.682	1	1	1	1	0	0	0	0	46	0	
Owen, Hunter	.292	83	291	49	85	21	4	11	45	147	24	68	3	2	.388	.505	.893	4	0	24	9	0	0	82	0	1	16	
Pabst, Arden	.242	67	231	24	56	12	0	4	24	80	18	50	0	1	.299	.346	.646	3	4	2	5	0	0	0	0	0	606	
Ratlledge, Logan	.238	28	107	19	25	5	0	3	12	39	15	19	4	4	.328	.364	.692	2	0	1	1	0	4	2	4	10	2	
Rosario, Henry	.268	12	41	4	11	1	0	2	7	18	1	10	1	0	.286	.439	.725	0	1	0	0	-	-	-	-	-	-	
Santos, Sandy	.181	40	116	16	21	4	0	4	10	37	17	55	7	4	.301	.319	.620	0	4	3	0	0	0	0	0	38	0	
Valerio, Adrian	.273	81	326	55	89	18	2	11	34	144	11	63	8	7	.301	.442	.743	4	7	4	4	0	2	0	79	0	13	
Walker, Andrew	.274	26	84	9	23	1	0	0	7	24	8	25	2	1	.344	.286	.630	0	0	1	1	0	11	10	5	0	6	
Team Total	.256	136	4464	592	1142	228	28	92	546	1702	359	1024	79	48	.323	.381	.704	39	57	100	96	-	-	-	-	-	-	128

Team Pitching Stats																										
PITCHERS	W-L	ERA	G	GS	CG	SHO	SV-SVO	IP	H	R	ER	HR	HB	BB	SO	BK	WP	DP	WHIP	AVG	AB	TBF	SF	GF	HLD	
Agustin, Ronny	3-0	3.06	20	0	0	0	1-2	35.1	21	15	12	1	1	17	52	1	5	3	1.08	.174	121	140	1	8	5	
Anderson, Matt	8-5	3.10	25	11	0	0	1-2	81.1	58	34	28	7	5	35	90	0	9	5	1.14	.198	293	338	3	4	0	
Bastardo, Alexis	0-0	21.60	1	0	0	0	0-0	1.2	4	4	4	2	0	1	0	0	0	3.00	.444	9	10	0	1	0		
Cederlind, Blake	2-3	7.76	25	7	0	0	0-2	58.0	67	54	50	9	6	34	55	0	12	3	1.79	.289	232	277	2	2	2	
Esckelman, Matt	5-6	4.63	37	3	0	0	1-3	72.0	72	40	37	7	3	26	63	0	3	5	1.36	.260	277	310	2	11	3	
Escobar, Luis	10-7	3.83	26	25	1	1	0-0	131.2	97	60	56	9	13	60	168	3	25	7	1.19	.200	484	562	4	0	0	
Eusebio, Julio	1-1	1.00	19	0	0	0	6-8	27.0	16	7	3	0	1	13	34	0	7	1	1.07	.167	96	112	1	17	0	
Frawley, Matt	3-1	1.62	19	0	0	0	3-5	33.1	21	7	6	1	4	4	32	0	1	2	0.75	.184	114	124	2	10	3	
Garcia, Hector	1-0	1.93	5	0	0	0	0-0	9.1	9	3	2	0	1	1	11	0	0	1	1.07	.257	35	38	0	0	2	
German, Angel	0-0	1.80	9	0	0	0	1-1	10.0	9	2	2	0	0	8	9	0	2	0	1.07	.237	38	46	0	5	0	
Hartlieb, Geoff	1-2	0.83	20	0	0	0	6-6	32.2	22	7	3	1	1	6	26	1	0	5	0.86	.191	115	123	0	12	2	
Jess, Jordan	0-4	2.92	30	0	0	0	2-5	49.1	45	23	16	4	3	11	59	0	2	2	1.14	.242	186	210	4	15	3	
Kemp, Shane	0-0	6.75	2	0	0	0	0-0	5.1	5	5	4	1	2	3	4	0	0	0	1.50	.294	17	25	3	0	0	
Marvel, James	6-8	3.99	20	20	0	0	0-0	94.2	92	52	42	10	6	29	75	1	5	5	1.28	.254	362	405	4	0	0	
Mazzoccoli, Pasquale	3-1	1.75	14	0	0	0	1-1	25.2	12	6	5	1	1	7	22	0	2	2	0.74	.143	84	94	0	6	3	
Meyer, Stephan	3-1	2.84	6	6	1	0	0-0	38.0	31	14	12	2	3	16	26	0	2	6	1.24	.231	134	156	2	0	0	
Nunez, Oddy	5-8	3.71	25	24	0	0	0-0	114.0	102	55	47	9	11	32	94	0	10	6	1.18	.239	426	479	6	1	0	
Potter, Andrew	1-1	5.87	6	0	0	0	0-0	7.2	5	7	5	1	1	7	5	0	0	1	1.57	.179	28	36	4	0	0	
Prohroff, Dylan	2-2	4.76	40	0	0	0	4-6	58.2	57	35	31	5	1	25	65	0	3	5	1.40	.257	222	253	3	19	2	
Ratlledge, Logan	0-1	36.00	1	0	0	0	0-0	1.0	3	4	4	0	0	2	1	0	0	0	5.00	.500	6	8	0	1	0	
Vera, Eduardo	8-7	3.33	27	19	3	1	3-3	132.1	133	54	49	13	10	14	109	1	4	8	1.11	.258	515	548	2	5	1	
Vieaux, Cam	2-3	2.73	11	11	0	0	0-0	62.2	61	20	19	1	3	13	33	0	1	8	1.18	.272	224	247	3	0	0	
Wallace, Mike	5-6	3.47	26	10	1	1	1-1	98.2	89	46	38	9	3	27	77	0	4	7	1.18	.241	369	403	0	9	0	
Team Total	69-67	3.62	136	136	6	6	30-45	1,180.1	1,031	554	475	93	79	391	1,110	7	97	82	1.20	.235	4,387	4,944	42	130	26	

MINOR LEAGUE AFFILIATES



West Virginia Black Bears

2040 Gyorko Drive

Granville, WV 26534

@WVBlackBears

WestVirginiaBlackBears.com

West Virginia Black Bears Short-Season A, New York-Penn League

Affiliate Since: 2015

2017 Record: 40-35 (T-2nd, Pinckney)

Home: Monongalia County Ballpark

Manager (with team): Kieran Mattison (1st)

Pitching Coach: Tom Filer

Hitting Coach: Jonathan Prieto

Media Relations: Jackie Riggelman

Contact: jruggleman@westvirginiablackbears.com



Kieran Mattison

Last season...

Right-hander Scooter Hightower finished among New York-Penn League pitching leaders in ERA (2nd, 1.94), innings (2nd, 88.0), WHIP (4th, 0.98) and strikeouts (4th, 80).

2017 WEST VIRGINIA BLACK BEARS FINAL STATS

Team Batting Stats		- Games By Position -																			
BATTERS	AVG	G	AB	R	H	2B	3B	HR	RBI	TB	BB	SO	SB	CS	OBP	SLG	OPS	SF	SAC	HB	DP
Barraza, Jose	.221	38	136	21	30	11	1	2	23	49	24	48	3	0	.346	.360	.706	0	0	2	1
Brown, Garrett	.273	5	11	2	3	0	0	0	2	3	2	2	2	2	.429	.273	.701	0	0	1	0
Busby, Dylan	.188	41	160	20	30	8	0	1	14	41	11	48	7	4	.266	.256	.522	0	2	6	4
De La Cruz, Julio	.200	34	120	9	24	4	1	2	13	36	11	43	0	2	.265	.300	.565	1	0	0	10
De La Cruz, Michael	.200	17	65	6	13	1	0	0	6	14	6	20	1	3	.268	.215	.483	0	2	0	1
Delay, Jason	.063	5	16	3	1	1	0	0	0	2	0	2	0	0	.118	.125	.243	0	0	1	0
Diorio, Matt	.143	4	14	3	2	0	0	0	3	4	1	3	0	0	.250	.286	.536	0	0	1	0
Fuentes, Huascar	.143	6	14	3	2	0	0	0	1	2	1	2	0	0	.278	.143	.421	1	1	2	1
Glendinning, Robbie	.198	29	96	10	19	3	0	0	6	22	17	41	2	3	.342	.229	.571	0	2	4	2
Gonzalez, Yoel	.333	11	39	4	13	4	1	0	8	19	0	11	0	1	.325	.487	.812	1	2	0	0
Gray, Tristan	.269	53	208	28	56	12	6	7	37	101	19	32	5	7	.329	.486	.815	3	3	1	5
Hernandez, Raul	.259	18	58	5	15	2	0	0	3	19	2	11	1	1	.297	.328	.624	0	2	0	0
Joe, Connor	.250	3	12	2	3	1	0	0	0	4	1	4	0	0	.308	.333	.641	0	0	0	1
King, Nick	.200	7	25	1	5	0	1	0	3	7	3	5	0	1	.286	.280	.566	0	0	1	0
Kramer, Kevin	.231	3	13	1	3	0	0	0	2	3	0	2	1	0	.286	.231	.516	0	0	1	0
Madris, Bligh	.270	56	226	36	61	13	4	5	31	97	22	43	2	5	.344	.429	.773	1	3	4	4
Meadows, Austin	.238	5	21	2	5	1	0	0	3	6	3	3	0	0	.333	.286	.619	0	0	0	0
Nagle, Ryan	.231	4	13	2	3	1	0	0	1	4	2	0	0	0	.313	.308	.620	1	0	0	0
Ngole, Gift	.286	2	7	2	2	0	0	1	1	5	0	2	0	0	.375	.714	1.089	0	0	1	0
Oliva, Jared	.266	56	222	30	59	10	7	0	17	83	17	57	15	4	.327	.374	.700	2	9	4	2
Owen, Hunter	.083	3	12	1	1	0	0	1	1	4	2	6	0	0	.214	.333	.548	0	0	0	0
Pope, Brett	.205	39	122	13	25	4	0	0	10	29	16	21	8	4	.295	.238	.533	1	5	0	2
Santos, Sandy	.231	43	147	20	34	6	4	3	19	57	10	42	3	2	.281	.388	.669	2	1	1	1
Schwind, Jonathan	.571	3	7	2	4	2	0	0	0	6	1	0	0	0	.625	.857	1.482	0	0	0	0
Sharpe, Chris	.234	39	158	19	37	8	1	3	15	56	19	49	6	6	.330	.354	.684	1	3	4	0
Siri, Raul	.241	55	195	30	47	8	1	3	19	66	28	50	15	13	.345	.338	.684	0	7	3	4
Stafford, Deon	.280	45	182	22	51	11	1	4	28	76	15	53	3	1	.332	.418	.749	4	1	2	0
Suchy, Michael	.200	2	5	0	1	0	0	0	0	1	3	3	0	1	.500	.200	.700	0	0	0	0
Tancas, Lucas	.276	51	199	24	55	9	1	4	19	78	8	38	3	5	.327	.392	.719	0	2	7	7
Walker, Andrew	.171	13	41	3	7	1	0	0	4	8	7	9	3	1	.306	.195	.501	0	2	1	0
Team Total	.240	75	2,544	324	611	121	31	36	289	902	251	50	80	66	.318	.355	.672	20	45	47	37

Team Pitching Stats		W-L	ERA	G	GS	CG	SHO	SV-SVO	IP	H	R	ER	HR	HB	BB	SO	BK	WP	DP	WHIP	AVG	AB	TBF	SF	GF	HLD
PITCHERS																										
Bingel, Brandon	0-2	4.88	17	0	0	0	0	0-1	24.0	24	14	13	3	2	7	15	0	2	4	1.29	.261	92	103	1	10	2
Cesar, Joel	1-1	3.67	22	0	0	0	0	7-8	27.0	16	12	11	2	2	18	27	0	7	2	1.26	.165	97	119	0	13	2
Cubilete, Sergio	3-7	5.12	15	14	0	0	0	0-0	63.1	74	43	36	1	9	24	45	2	8	6	1.55	.292	253	289	2	20	0
Economos, Nicholas	2-2	5.61	19	0	0	0	0	0-0	33.2	32	23	21	4	5	14	38	0	5	0	1.37	.241	133	155	3	3	3
Eusebio, Julio	0-0	0.00	3	0	0	0	2-2	4.0	2	0	0	0	0	1	2	5	0	2	0	1.00	.154	13	17	1	3	0
Fernandez, Yoandy	5-0	2.95	18	0	0	0	2-3	36.2	37	14	12	2	2	9	53	0	3	0	0	1.25	.262	141	156	2	4	1
Garcia, Hector	0-1	6.75	11	0	0	0	1-3	12.0	20	11	9	0	1	5	6	4	0	0	0	2.08	.357	56	64	2	3	2
Hightower, Scooter	4-1	1.94	16	15	0	0	0-0	88.0	77	30	19	3	6	9	80	0	0	4	0	0.98	.230	335	354	1	0	0
Keller, Mitch	0-0	0.00	2	2	0	0	0-0	4.0	2	0	0	0	0	1	7	0	0	0	0	0.75	.143	14	16	0	0	0
Kemp, Shane	3-2	3.68	14	0	0	0	0-0	22.0	26	9	9	1	1	4	22	0	3	1	1	1.36	.292	89	94	0	5	4
Mazzocchi, Pasquale	0-0	0.00	5	0	0	0	0-0	9.0	2	0	0	0	0	1	13	0	0	0	0	0.33	.067	30	31	0	1	2
McDonald, Chris	0-0	0.00	1	0	0	0	0-0	1.0	2	0	0	0	0	1	0	0	0	0	0	2.00	.500	4	5	0	0	0
Meyer, Stephan	1-1	3.72	8	7	0	0	0-0	38.2	42	19	16	4	4	9	33	0	4	5	1	1.32	.276	152	165	0	0	0
Oller, Adam	5-3	1.59	17	2	0	0	1-1	45.1	30	10	8	1	3	9	50	0	3	3	0	0.86	.188	160	175	0	7	1
Piechota, Evan	0-0	0.00	1	0	0	0	0-0	1.0	2	0	0	0	0	0	0	0	0	0	0	2.00	.400	5	5	0	0	0
Potter, Andrew	0-0	3.00	2	0	0	0	0-0	3.0	2	1	1	0	2	1	5	0	0	0	0	1.00	.182	11	14	0	0	1
Quinones, Hector	0-1	4.86	8	0	0	0	0-1	16.2	20	9	9	1	1	6	12	0	1	1	1	1.56	.299	67	76	1	3	2
Schlabach, Ike	6-4	2.83	14	14	1	0	0-0	70.0	53	24	22	5	5	22	49	0	6	1	0	1.07	.205	258	286	1	0	0
Seelingier, Matt	0-1	1.80	20	0	0	0	0-0	30.0	17	7	6	1	0	9	37	0	3	0	0	0.87	.168	101	113	2	14	0
Sulser, Beau	2-4	5.31	18	6	0	0	1-4	40.2	54	26	24	4	1	7	33	1	2	2	0	1.50	.309	175	185	1	4	0
Waddell, Brandon	1-0	1.00	2	2	0	0	0-0	9.0	5	1	1	1	0	3	11	0	0	2	0	0.89	.167	30	33	0	0	0
Wallace, Gavin	3-2	2.65	15	13	0	0	0-0	68.0	60	26	20	0	0	5	41	1	2	4	0	0.96	.229	262	270	3	0	1
Weiman, Blake	4-3	3.78	21	0	0	0	1-4	33.1	36	15	14	2	1	4	35	0	4	2	1	1.20	.273	132	138	1	4	1
Team Total	40-35	3.32	75	75	1	4	19-32	680.1	635	294	251	35	48	169	617	8	55	38	1.18	.243	2610	2863	21	74	22	


MINOR LEAGUE AFFILIATES



Bristol Pirates
1501 Euclid Avenue
Bristol, VA 24201
@BriBucs
BristolPiratesBaseball.com

Bristol Pirates **Rookie-Advanced, Appalachian League**

Affiliate Since: 2014
2017 Record: 17-49 (5th, West)
Home: DeVault Memorial Stadium
Manager (with team): Miguel Perez (1st)
Pitching Coach: Joey Seaver
Hitting Coach: Austin McClune
Media Relations: Craig Adams
Contact: media@bristolbaseball.com



Miguel Perez

Last season...

Pittsburgh Pirates right-handed pitching prospect Evan Piechota finished second in the Appalachian League in both ERA (2.95) and WHIP (1.10) in 2017.

2017 BRISTOL PIRATES FINAL STATS

Team Batting Stats															- Games By Position -														
BATTERS	AVG	G	AB	R	H	2B	3B	HR	RBI	TB	BB	SO	SB	CS	OBP	SLG	OPS	SF	SAC	HB	DP	1B	2B	3B	SS	OF	C	E	
Bengtson, Ben	.257	40	140	22	36	5	1	4	19	55	20	49	2	2	.381	.393	.774	0	0	8	4	0	0	36	0	0	0	8	
Benitez, Luis	.224	30	116	14	26	4	1	0	10	32	2	28	14	6	.256	.276	.532	0	0	3	2	0	0	0	0	26	0	3	
Brands, Paul	.220	32	118	18	26	7	1	3	15	44	16	49	1	0	.311	.373	.684	1	0	2	0	0	0	0	0	0	32	4	
Contreras, Yondry	.229	48	188	27	43	7	1	2	16	58	18	81	5	1	.305	.309	.613	1	7	3	0	0	0	0	0	48	0	6	
De Jesus, Johan	.214	47	173	18	37	9	4	2	26	60	20	55	3	3	.292	.347	.639	2	0	0	3	29	0	16	0	0	0	14	
Delay, Jason	.252	29	107	13	27	5	0	1	12	35	13	13	0	0	.375	.327	.702	0	0	8	3	0	0	0	0	0	28	3	
Diorio, Matt	.265	41	136	23	36	12	0	3	22	57	26	31	3	2	.392	.419	.811	1	0	3	3	0	0	0	0	24	0	0	
Fuentes, Huascar	.255	36	137	20	35	13	0	0	16	48	7	31	1	2	.318	.350	.668	1	0	6	6	20	0	0	0	0	0	7	
Granberry, Mikell	.250	1	4	1	1	1	0	0	1	2	0	2	0	0	.250	.500	.750	0	0	0	0	0	0	0	0	0	1	0	
Hernandez, Raul	.192	6	26	3	5	1	1	0	6	8	0	4	0	0	.185	.308	.493	1	0	0	3	0	0	0	0	0	0	6	1
Herrera, Jhoan	.353	4	17	2	6	2	0	1	3	11	3	5	0	1	.450	.647	1.097	0	0	0	4	0	0	0	0	0	0	1	1
Jimenez, Melvin	.280	43	157	21	44	2	1	0	20	48	24	15	6	2	.370	.306	.675	3	1	0	1	0	26	8	11	0	0	6	
Jorge, Nelson	.250	30	92	12	23	6	1	2	12	37	13	33	4	4	.373	.402	.775	0	0	5	0	0	10	5	0	5	0	10	
Lantigua, Edison	.307	48	176	28	54	14	2	4	18	84	30	62	8	2	.411	.477	.888	0	0	1	4	0	0	0	0	38	0	5	
Ngope, Victor	.000	1	3	1	0	0	0	0	0	0	1	2	0	0	.250	.000	.250	0	0	0	0	0	0	0	1	0	0	0	
Perez, Luis	.216	38	116	12	25	5	1	0	12	32	20	25	7	5	.343	.276	.619	3	2	4	2	2	6	4	25	0	0	10	
Peurifoy, Ryan	.305	36	131	16	40	10	2	2	23	56	9	31	3	0	.354	.427	.782	2	2	2	4	0	0	0	0	36	0	3	
Rosario, Henry	.327	33	110	21	36	7	2	5	22	62	13	27	5	2	.402	.564	.965	2	1	2	1	0	0	0	0	25	0	5	
Valaika, Nick	.151	34	126	9	19	3	0	1	11	25	10	42	1	2	.210	.198	.409	2	1	0	2	0	27	0	6	0	0	11	
Vinicio, Felix	.429	2	7	0	3	2	0	0	5	2	3	0	0	1	.556	.714	1.270	0	0	0	0	0	0	0	0	1	0	0	
Watson, Kyle	.224	40	134	22	30	7	1	1	14	42	21	56	5	2	.338	.313	.651	2	1	3	2	14	0	0	25	0	0	17	
Team Total	.249	66	2,214	303	552	122	17	31	278	801	268	644	68	37	.340	.362	.702	21	15	48	42	-	-	-	-	-	-	127	

Team Pitching Stats																													
PITCHERS	W-L	ERA	G	GS	CG	SHO	SV-SVO	IP	H	R	ER	HR	HB	BB	SO	BK	WP	DP	WHIP	AVG	AB	TBF	SF	GF	HLD				
Delgado, Jose	0-0	0.00	1	0	0	0	0-0	1.0	0	2	0	0	0	2	1	0	3	0	2.00	.000	3	6	1	1	0				
Fischer, Drew	3-1	5.00	17	0	0	0	1-3	27.0	28	19	15	3	0	20	31	1	5	2	1.78	.267	105	126	1	6	0				
Hernandez, Dany	0-2	14.85	6	0	0	0	0-1	6.2	13	15	11	0	1	4	5	2	0	0	2.55	.406	32	39	2	2	0				
Hernandez, Miguel	1-4	10.13	20	0	0	0	1-2	24.0	32	34	27	5	6	19	17	0	3	2	2.13	.323	99	129	1	6	1				
Jimenez, Melvin	0-0	0.00	1	0	0	0	0-0	0.2	0	0	0	0	0	0	0	0	0	0	0.00	.000	2	2	0	0	1				
Jorge, Nelson	0-0	5.40	2	0	0	0	0-0	1.2	3	1	1	0	0	1	0	0	1	0	2.40	.429	7	9	1	2	0				
Kranick, Max	1-0	2.31	2	2	0	0	0-0	11.2	10	4	3	1	1	2	9	0	0	1	1.03	.233	43	47	0	0	0				
MacGregor, Travis	1-4	7.84	12	0	0	0	0-0	41.1	61	41	36	3	5	20	32	2	3	4	1.96	.339	180	209	3	0	0				
Manasa, Alex	2-1	3.76	17	1	0	0	1-1	38.1	46	21	16	6	2	7	35	2	2	1	1.38	.295	156	167	1	5	1				
McDonald, Chris	0-2	3.79	16	0	0	0	0-1	38.0	42	24	16	0	5	20	30	0	6	6	1.63	.286	147	175	0	8	3				
Muhl, Eddie	0-2	2.13	18	0	0	0	1-2	25.1	29	13	6	2	3	6	12	0	2	5	1.38	.279	104	116	2	11	0				
Ogle, Braeden	2-3	3.14	10	10	0	0	0-0	43.0	40	17	15	1	2	16	35	2	7	2	1.30	.242	165	184	1	0	0				
Pichardo, Adonis	1-2	9.58	7	0	0	0	0-0	10.1	13	15	11	2	2	7	8	0	1	1	1.94	.295	44	54	0	2	0				
Piechota, Evan	1-2	2.95	16	7	0	0	1-2	58.0	58	22	19	5	2	6	51	2	3	3	1.10	.260	223	233	1	3	0				
Quinones, Hector	0-1	7.11	3	0	0	0	0-0	6.1	6	5	5	2	1	0	5	0	1	0	0.95	.261	23	25	1	0	0				
Reed, Will	0-0	9.00	1	0	0	0	0-0	2.0	4	2	2	0	0	1	1	0	0	0	2.50	.500	8	9	0	0	0				
Robles, Domingo	4-8	4.83	14	14	0	0	0-0	69.0	75	49	37	5	0	16	51	3	5	8	1.32	.265	283	303	3	0	0				
Romano, Argenis	1-6	5.90	19	0	0	0	0-2	39.2	50	33	26	5	1	6	36	1	7	2	1.41	.298	168	178	1	7	0				
Rosario, Henry	0-0	9.00	3	0	0	0	0-0	3.0	5	3	3	0	0	3	2	0	0	0	2.67	.385	13	17	1	2	0				
Sepulveda, Eumir	0-0	0.00	2	0	0	0	0-0	2.2	3	5	0	0	0	1	2	0	0	0	1.50	.231	13	15	0	1	1				
Sousa, Brian	0-0	37.80	2	0	0	0	0-0	1.2	8	8	7	0	0	2	1	0	3	0	6.00	.571	14	16	0	0	0				
Stratton, Hunter	0-2	4.81	12	11	0	0	0-0	43.0	36	26	23	3	4	32	38	0	6	4	1.58	.228	158	197	3	0	0				
Taylor, Jacob	0-6	8.35	12	9	0	0	0-0	36.2	50	38	34	5	4	22	25	0	11	5	1.96	.329	152	180	2	1	0				
Valdes, Ryan	0-2	5.19	10	0	0	0	0-2	17.1	14	12	10	5	2	12	22	0	3	1	1.50	.219	64	78	0	2	0				
Ward, Mason	0-1	3.80	17	0	0	0	1-1	23.2	21	12	10	1	3	7	25	0	2	3	1.18	.236	89	102	2	5	3				
Team Total	17-49	5.24	66	66	0	1	6-17	572.0	647	421	333	54	44	232	474	15	74	50	1.54	.282	2295	2616	27	66	9				



HISTORY

Player-manager Al Lopez led Indianapolis to its only 100-win season in 1948. (Indianapolis Indians)

YEAR-BY-YEAR RESULTS							
Year	Affiliate	League	W-L	Pct.	Place	Manager(s)	Playoffs
1887	Cincinnati	National League	37-89	.294	8th	Watch Burnham Fred Thomas, Horace Fogel	
1888		National League	50-85	.370	7th	Harry Spence	
1889		National League	59-75	.440	7th	Frank Bancroft, John Glasscock	
1892		Western League	15-37	.288		William Harrington William Sharsig	
1894		Western League	60-64	.484	6th	William Sharsig	
1895*		Western League	79-43	.648	1st	William Watkins	
1896		Western League	78-54	.591	2nd	William Watkins	
1897*		Western League	98-37	.726	1st	William Watkins	
1898		Western League	84-50	.627	2nd	Robert Allen	
1899*		Western League	75-47	.615	1st	Robert Allen	
1900		American League	71-64	.526	3rd	William Watkins	
1901		Western Association	46-24	.657	6th	William Watkins	
Current Franchise (1902-present)							
1902*		American Association	95-44	.681	1st	William Watkins	
1903		American Association	78-61	.657	4th	William Watkins	
1904		American Association	69-85	.448	6th	William Phillips	
1905		American Association	69-83	.454	6th	E.G. Barrow	
1906		American Association	53-96	.356	8th	C.C. Carr	
1907		American Association	73-81	.473	6th	C.C. Carr	
1908*		American Association	92-61	.601	1st	C.C. Carr	
1909		American Association	83-85	.494	4th	C.C. Carr	
1910		American Association	69-96	.418	7th	C.C. Carr	
1911		American Association	78-88	.470	7th	James Burke	
1912		American Association	56-111	.335	8th	James Burke, Charles O'Leary Charles O'Day	
1913		American Association	68-99	.407	8th	M.J. Kelly	
		Federal League	74-45	.625	1st	William Phillips	
1914		American Association	88-77	.533	3rd	Jack Hendricks	
		Federal League	88-65	.575	1st	Bill Phillips	
1915		American Association	81-70	.536	3rd	Jack Hendricks	
1916		American Association	95-71	.572	2nd	Jack Hendricks	
1917*		American Association	90-63	.588	1st	Jack Hendricks	Def. Toronto, 4-1
1918		American Association	41-34	.547	3rd	Napoleon Lajoie	
1919		American Association	85-68	.556	4th	Jack Hendricks	
1920		American Association	83-83	.500	5th	Jack Hendricks	
1921		American Association	83-85	.494	4th	Jack Hendricks	
1922		American Association	87-80	.521	4th	Jack Hendricks	
1923		American Association	72-94	.434	7th	Jack Hendricks	
1924		American Association	92-74	.554	2nd	Donie Bush	
1925		American Association	92-74	.554	2nd	Donie Bush	
1926		American Association	94-71	.570	2nd	Donie Bush	
1927		American Association	70-97	.419	6th	Bruno Betzel	
1928*		American Association	99-68	.593	1st	Bruno Betzel	Def. Rochester, 5-1
1929		American Association	78-89	.467	4th	Bruno Betzel	
1930		American Association	60-93	.393	8th	John Corriden	
1931		American Association	86-80	.518	3rd	John Corriden, Emmett McCann	
1932		American Association	86-80	.518	5th	Emmett McCann	
1933		American Association	82-72	.532	3rd	Wade Killefer	
1934		American Association	77-75	.507	5th	Wade Killefer	
1935		American Association	85-67	.559	2nd	Wade Killefer	
1936		American Association	79-75	.513	4th	Wade Killefer	Def. St. Paul, 4-1 Lost to Milwaukee, 4-1
1937		American Association	67-85	.441	6th	Wade Killefer	
1938		American Association	80-74	.519	4th	Ray Schalk	Lost to Kansas City, 4-2
1939	Cincinnati	American Association	82-72	.532	3rd	Ray Schalk, Wes Griffin	Def. Kansas City, 4-1 Lost to Louisville, 4-1
1940	Cincinnati	American Association	62-84	.425	6th	Wes Griffin, Jewell Ens	
1941	Cincinnati	American Association	65-88	.425	6th	Wade Killefer	
1942		American Association	76-78	.494	6th	Charles Hartnett	
1943		American Association	85-67	.559	2nd	Donie Bush	Def. Toledo, 3-2 Lost to Columbus, 3-0
1944		American Association	57-93	.380	6th	Donie Bush, Bernard Kelly	
1945		American Association	90-63	.592	2nd	William Burwell	
1946	Boston Braves	American Association	88-65	.575	2nd	William Burwell	Def. Minneapolis, 4-3 Lost to Louisville, 4-0

YEAR-BY-YEAR RESULTS

Year	Affiliate	League	W-L	Pct.	Place	Manager(s)	Playoffs
1947	Boston Braves	American Association	74-79	.484	6th	James Brown	
1948*	Pittsburgh	American Association	100-54	.649	1st	Al Lopez	Lost to St. Paul, 4-2
1949	Pittsburgh	American Association	93-61	.604	2nd	Al Lopez	Def. Minneapolis, 4-3 Def. Milwaukee, 4-3 Def. Montreal, 4-2 Def. St. Paul, 4-0 Lost to Columbus, 4-3
1950	Pittsburgh	American Association	85-67	.559	2nd	Al Lopez	
1951	Pittsburgh	American Association	68-84	.447	7th	Don Gutteridge	
1952	Cleveland	American Association	75-79	.487	6th	Eugene DeSautels	
1953	Cleveland	American Association	82-72	.532	4th	George Tebbetts	Lost to Kansas City, 4-2
1954*	Cleveland	American Association	95-57	.625	1st	Kerby Farrell	Def. Minneapolis, 4-2 Lost to Louisville, 4-1
1955	Cleveland	American Association	67-86	.438	7th	Kerby Farrell	
1956*	Cleveland	American Association	92-62	.597	1st	Kerby Farrell	Def. Minneapolis, 4-3 Def. Denver, 4-0 Def. Rochester, 4-0
1957	Chicago (AL)	American Association	74-80	.481	6th	Andy Cohen	
1958	Chicago (AL)	American Association	72-82	.468	6th	Walker Cooper	
1959	Chicago (AL)	American Association	86-76	.531	3rd	Walker Cooper	
1960	Philadelphia	American Association	65-89	.422	7th	John Hutchings, Ted Beard	
1961*	Cincinnati	American Association	86-64	.573	1st	Ellis (Cot) Deal	Lost to Houston, 4-1
1962*	Chicago (AL)	American Association	89-58	.605	1st	Luke Appling	Lost to Louisville, 3-0
1963	Chicago (AL)	International League	86-67	.562	1st	Rollie Hemsley	Def. Atlanta, 1-0 (Southern Division Title) Def. Syracuse, 4-1 Def. Atlanta, 4-1
1964	Chicago (AL)	Pacific Coast League	89-69	.563	2nd	Les Moss	
1965	Chicago (AL)	Pacific Coast League	70-78	.473	4th	George Noga	
1966	Chicago (AL)	Pacific Coast League	80-68	.541	3rd	Les Moss	
1967	Chicago (AL)	Pacific Coast League	76-71	.517	2nd	Don Gutteridge	
1968	Cincinnati	Pacific Coast League	66-78	.458	5th	Don Zimmer	
1969	Cincinnati	American Association	74-66	.529	3rd	Vern Rapp	
1970	Cincinnati	American Association	71-69	.507	3rd	Vern Rapp	
1971	Cincinnati	American Association	84-55	.604	1st	Vern Rapp	Lost to Denver, 4-3
1972	Cincinnati	American Association	61-79	.436	4th	Vern Rapp	
1973	Cincinnati	American Association	74-62	.544	2nd	Vern Rapp	
1974	Cincinnati	American Association	78-57	.578	1st	Vern Rapp	Lost to Tulsa, 4-3
1975	Cincinnati	American Association	71-64	.526	2nd	Vern Rapp	
1976	Cincinnati	American Association	62-73	.459	3rd	Jim Snyder	
1977	Cincinnati	American Association	72-64	.529	2nd	Roy Majtyka	
1978	Cincinnati	American Association	78-57	.578	1st	Roy Majtyka	Lost to Omaha, 4-1
1979	Cincinnati	American Association	67-69	.493	4th	Roy Majtyka	
1980	Cincinnati	American Association	58-77	.430	4th	Jim Beauchamp	
1981	Cincinnati	American Association	62-74	.456	3rd	Jim Beauchamp	
1982	Cincinnati	American Association	75-61	.551	1st	George Schgerer	Def. Omaha, 4-2
1983	Cincinnati	American Association	64-72	.471	3rd	Roy Hartsfield	
1984*	Montreal	American Association	91-63	.591	1st	Bob (Buck) Rodgers	Lost to Louisville, 4-2
1985	Montreal	American Association	61-81	.430	4th	Felipe Alou	
1986	Montreal	American Association	80-62	.563	1st	Joe Sparks	Def. Denver, 4-3
1987	Montreal	American Association	74-64	.536	3rd	Joe Sparks	Def. Louisville, 3-2 Def. Denver, 4-1 Def. Omaha, 3-1 Def. Rochester, 4-2 Def. Omaha, 3-2 Def. Richmond, 4-0
1988	Montreal	American Association	89-53	.627	1st	Joe Sparks	
1989	Montreal	American Association	87-59	.596	1st	Tom Runnells	
1990	Montreal	American Association	61-85	.418	4th	Tim Johnson	
1991	Montreal	American Association	75-68	.528	2nd	Jerry Manuel, Pat Kelly	
1992	Montreal	American Association	83-61	.576	2nd	Pat Kelly	
1993	Cincinnati	American Association	66-77	.462	4th	Marc Bombard	
1994	Cincinnati	American Association	86-57	.601	1st	Marc Bombard	Def. Louisville, 3-0 Def. Nashville, 3-1 Lost to Louisville, 3-0
1995*	Cincinnati	American Association	88-56	.611	1st	Marc Bombard	Def. Buffalo, 3-2
1996	Cincinnati	American Association	78-66	.542	2nd	Dave Miley	Lost to OKC, 3-1 Lost to Buffalo, 3-2
1997	Cincinnati	American Association	85-59	.590	2nd	Dave Miley	
1998	Cincinnati	International League	76-67	.531	2nd	Dave Miley	
1999	Cincinnati	International League	75-69	.521	2nd	Dave Miley	

ORGANIZATION

2018 INDIANS

IL & O'PONENTS

2017 REVIEW

PIRATES

HISTORY

GENERAL

	YEAR-BY-YEAR RESULTS						
	Year	Affiliate	League	W-L	Pct.	Place	Manager(s)
ORGANIZATION	2000	Milwaukee	International League	81-63	.563	1st	Steve Smith
	2001	Milwaukee	International League	66-78	.458	3rd	Wendell Kim
	2002	Milwaukee	International League	67-76	.469	3rd	Ed Romero
	2003	Milwaukee	International League	64-78	.451	4th	Cecil Cooper
	2004	Milwaukee	International League	66-78	.458	3rd	Cecil Cooper
2018 INDIANS	2005	Pittsburgh	International League	78-66	.542	2nd	Trent Jewett
	2006	Pittsburgh	International League	76-66	.535	T-1st	Trent Jewett
	2007	Pittsburgh	International League	70-73	.490	3rd	Trent Jewett
	2008	Pittsburgh	International League	68-76	.472	4th	Trent Jewett
	2009	Pittsburgh	International League	70-73	.490	3rd	Frank Kremblas
IL & OPPONENTS	2010	Pittsburgh	International League	71-73	.493	3rd	Frank Kremblas
	2011	Pittsburgh	International League	76-68	.528	2nd	Dean Treanor
	2012	Pittsburgh	International League	89-55	.618	1st	Dean Treanor
	2013	Pittsburgh	International League	80-64	.556	1st	Dean Treanor
	2014	Pittsburgh	International League	73-71	.507	2nd	Dean Treanor
2017 REVIEW	2015	Pittsburgh	International League	83-61	.576	T-1st	Dean Treanor
	2016	Pittsburgh	International League	70-74	.486	3rd	Dean Treanor
	2017	Pittsburgh	International League	79-63	.556	1st	Andy Barkett
PIRATES							
HISTORY							
GENERAL							

PLAYOFFS
 Def. Durham, 3-2
 Def. Scranton/W-B, 3-2
 Def. Memphis, 3-1

 Def. Buffalo, 3-2
 Lost to Toledo, 3-0
 Lost to Toledo, 1-0
 (West Division Title)

 Lost to Charlotte, 3-1
 Lost to Durham, 3-0

 Def. Scranton/W-B, 3-0
 Lost to Columbus, 3-2

 Lost to Durham, 3-1

Bold = Postseason Champion
Italics = League Pennant (non-divisional)*

Indians' All-Time Records			
	Wins	Losses	Pct.
Regular Season -- 1887-1901	752	669	.529
Regular Season -- 1902-2017	8,923	8,382	.516
Playoffs	146	130	.529
Totals	9,821	9,181	.517

Indians' All-Time Records by League			
	Wins	Losses	Pct.
National League -- 1887-89	146	249	.370
Western League -- 1892, 1894-99	489	332	.596
American League -- 1900	71	64	.526
Western Association -- 1901	46	24	.657
American Association -- 1902-62, 1969-97	6,978	6,559	.515
International League -- 1963, 1998-Present	1,564	1,459	.517
Pacific Coast League -- 1964-68	381	364	.511
American Association Playoffs	94	99	.487
Governors' Cup Playoffs	24	24	.500
Little World Series (1917, 1928)	9	2	.818
Junior World Series (1949, 1956)	8	2	.800
Triple-A Classic (1988, 1989)	8	2	.800
Las Vegas Triple-A World Series (2000)	3	1	.750

Indians' All-Time Regular-Season Record By Affiliate			
	Wins	Losses	Pct.
No Affiliate -- 1887-1901	752	669	.529
No Affiliate -- 1902-38, 1942-45	3,223	3,190	.503
Cincinnati -- 1939-41, 1961, 1968-83, 1993-99	1,966	1,836	.517
Boston Braves -- 1946-47	162	144	.529
Pittsburgh -- 1948-51, 2005-Present	1,329	1,149	.536
Cleveland -- 1952-56	411	356	.536
Chicago (AL) -- 1957-59, 1962-67	722	649	.527
Philadelphia -- 1960	65	89	.422
Montreal -- 1984-92	701	596	.540
Milwaukee -- 2000-04	344	373	.480

116
 2018 INDIANAPOLIS INDIANS MEDIA GUIDE

INDIANS MOST VALUABLE PLAYER AWARDS

Year	Player	Position	Year	Player	Position
1943	Stewart Hofferth	C	1980	Geoff Combe	P
1944	Wayne Blackburn	OF	1981	Dave Van Gorder	C
1945	Stan Wentzel	OF	1982	Gary Redus	OF
1946	Sibby Sisti*	SS	1983	Dallas Williams	OF
1947	Roy Weatherly	OF	1984	Razor Shines	1B
1948	Les Fleming	1B	1985	Andres Galarraga	1B
1949	Nanny Fernandez	3B	1986	Casey Candaele	2B
1950	Danny O'Connell	SS	1987	Dallas Williams	OF
1951	John Merson	2B	1988	Billy Moore	OF
1952	Dave Pope	OF	1989	Junior Noboa	2B
1953	Wally Post	OF	1990	Scott Anderson	P
1954	Herb Score*	P	1991	John Vander Wal	OF
1955	Billy Harrell	INF	1992	F.P. Santangelo	INF/OF
1956	Larry Raines	INF	1993	Scott Ruskin	P
1957	Ron Jackson	1B	1994	Doug Jennings	OF
1958	John Callison	OF	1995	Eric Owens	2B
1959	Joe Hicks	OF	1996	Eduardo Perez	3B
1960	Larry Raines	OF	1997	Aaron Boone	3B
1961	Cliff Cook	3B	1998	Roberto Petagine	1B
1962	Tom McCraw	1B	1999	D.T. Cromer	1B
1963	Don Buford*	3B	2000	Bob Scanlan	P
1964	Ken Berry	CF	2001	Marco Scutaro	2B
1965	Lee Elia	SS	2002	Jim Rushford	OF
1966	Dick Kenworthy	3B	2003	Pete Zoccolillo	OF
	Duane Josephson	C	2004	Ben Hendrickson	P
1967	Jim Hicks	1B/OF	2005	Cesar Crespo	INF/OF
1968	Hal McRae	2B	2006	Carlos Maldonado	C
1969	Bernie Carbo	OF	2007	Brian Bixler	INF
1970	Ross Grimsley	P	2008	Neil Walker	3B
1971	Pedro Borbon	P	2009	Daniel McCutchen	RHP
	Bill Plummer	C	2010	Brandon Moss	OF
1972	Roe Skidmore	1B	2011	Matt Hague	INF
1973	Ken Griffey	OF	2012	Rick VandenHurk	RHP
1974	Tom Spencer	OF	2013	Matt Hague	INF
1975	Joe Henderson	P	2014	Gregory Polanco	OF
1976	Dave Revering	1B	2015	Blake Wood	RHP
1977	Dave Revering	1B	2016	Trevor Williams	RHP
1978	Champ Summers*	OF	2017	Christopher Bostick	OF
1979	Ron Oester	SS			

League MVP in Bold

* The Sporting News Minor League MVP (awarded annually from 1936-2005)

INDIANS ALUMNI TO WIN NL/AL MVP & CY YOUNG AWARDS

Year	Player (Years with Indians)	Position	Team	Award
1935	Gabby Hartnett (1942 manager)	C	CHC	NL MVP
1960	Roger Maris (1956)	OF	NYN	AL MVP
1961	Roger Maris (1956)	OF	NYN	AL MVP
1969	Harmon Killebrew (1958)	1B/3B	MIN	AL MVP
1977	George Foster (1973)	LF	CIN	NL MVP
1995	Randy Johnson (1988-89)	P	SEA	AL Cy Young
1997	Larry Walker (1989)	RF	COL	NL MVP
1999	Randy Johnson (1988-89)	P	ARI	NL Cy Young
2000	Randy Johnson (1988-89)	P	ARI	NL Cy Young
2001	Randy Johnson (1988-89)	P	ARI	NL Cy Young
2002	Randy Johnson (1988-89)	P	ARI	NL Cy Young
2013	Andrew McCutchen (2007-09)	CF	PIT	NL MVP

YEARLY BATTING LEADERS

ORGANIZATION

2018 INDIANS

IL & OPPONENTS

2017 REVIEW

PIRATES

HISTORY

GENERAL

1887		
AVG:	Jerry Denny	.324
H:	Jerry Denny	165
2B:	Jerry Denny	34
3B:	Otto Shomberg	16
HR:	Jerry Denny	11
RBI:	Jerry Denny	97

1888		
AVG:	Paul Hines	.281
H:	Paul Hines	144
2B:	Jerry Denny	27
3B:	Emmett Seery	10
HR:	Jerry Denny	12
RBI:	Jerry Denny	63

1889		
AVG:	John Glasscock	.352
H:	John Glasscock	205
2B:	John Glasscock	40
3B:	Emmett Seery	12
HR:	Jerry Denny	18
RBI:	Jerry Denny	112

1892		
AVG:	Thomas Letcher	.296
H:	Thomas Letcher	68
2B:	William O'Brien	17
3B:	C. Frank Genins	3
HR:	William O'Brien	6
RBI:	N/A	

1894		
AVG:	Frank Motz	.395
H:	William Gray	165
2B:	William Gray	22
3B:	John McCarthy	24
HR:	Frank Motz	15
RBI:	N/A	

1895		
AVG:	Frank Motz	.423
H:	John McCarthy	220
2B:	Edward McFarland	43
3B:	John Newell	20
HR:	Frank Motz	19
RBI:	N/A	

1896		
AVG:	John McCarthy	.369
H:	John McCarthy	209
2B:	John McCarthy	41
3B:	George Hogriever	22
HR:	John McCarthy	7
RBI:	N/A	

1897		
AVG:	Herm McFarland	.354
H:	Herm McFarland	190
2B:	George Hogriever/Asa Stewart	29
3B:	Herm McFarland	25
HR:	William Gray	19
RBI:	N/A	

1898		
AVG:	Frank Motz	.301
H:	Frank Motz	138
2B:	George Hogriever/Frank Motz	15
3B:	Frank Motz	15
HR:	Herm McFarland	7
RBI:	N/A	

1899		
AVG:	Herm McFarland	.330
H:	Herm McFarland	153
2B:	Herm McFarland	28
3B:	Herm McFarland	17
HR:	Asa Stewart	3
RBI:	N/A	

1900		
AVG:	George Magoon	.310
H:	George Magoon	139
2B:	Ralph Seybold	27
3B:	Tully Hartsel	13
HR:	Ralph Seybold	9
RBI:	N/A	

1901		
AVG:	Michael Kelley	.349
H:	Michael Kelley	101
2B:	Michael Kelley	17
3B:	Michael Kelley	9
HR:	Michael Heydon	4
RBI:	N/A	

1902 (Current Franchise)		
AVG:	George Kihm	.296
H:	Peter O'Brien	165
2B:	George Kihm	36
3B:	George Hogriever	13
HR:	George Kihm	5
RBI:	N/A	

1903		
AVG:	George Kihm	.320
H:	George Hogriever	149
2B:	George Kihm	28
3B:	George Kihm/Michael Heydon	12
HR:	James Jones	6
RBI:	N/A	

1904		
AVG:	John Carr	.305
H:	Thomas McCreery	185
2B:	Edward Swander	29
3B:	Thomas McCreery	19
HR:	Thomas McCreery	9
RBI:	N/A	

1905		
AVG:	Thomas McCreery	.303
H:	Thomas McCreery	166
2B:	John Farrell/Thomas McCreery	19
3B:	Thomas McCreery	14
HR:	John Thoney	6
RBI:	N/A	

1906		
AVG:	Charles Carr	.312
H:	Charles Carr	137
2B:	Charles Carr	28
3B:	Charles Carr	10
HR:	Charles Carr	4
RBI:	N/A	

1907		
AVG:	Charles Carr	.315
H:	Charles Carr	164
2B:	Charles Carr	25
3B:	John Himes	12
HR:	Arthur Coulter	5
RBI:	N/A	

1908		
AVG:	John Hayden	.316
H:	John Hayden	186
2B:	Charles Carr	31
3B:	John Hayden	18
HR:	Charles Carr	8
RBI:	N/A	

1909		
AVG:	Charles Carr	.279
H:	John Hayden	178
2B:	John Hayden	39
3B:	John Hayden	9
HR:	Charles Carr	5
RBI:	N/A	

1910		
AVG:	John Hayden	.278
H:	Charles Carr	153
2B:	John Hayden	25
3B:	John Hayden	10
HR:	Charles Carr	4
RBI:	N/A	

YEARLY BATTING LEADERS

ORGANIZATION

2018 INDIANS

IL & OPPONENTS

2017 REVIEW

PIRATES

HISTORY

GENERAL

1911		
AVG:	Benjamin Houser	.331
H:	Orville Woodruff	179
2B:	Orville Woodruff	28
3B:	Daniel Hoffman	12
HR:	Daniel Hoffman	4
RBI:	N/A	

1912		
AVG:	William Ingerton	.301
H:	William Ingerton	154
2B:	William Ingerton	27
3B:	William Ingerton	12
HR:	Robert Veach	4
RBI:	N/A	

1913		
AVG:	Alex Reilley	.337
H:	Alex Reilley	157
2B:	Karl Crandall	24
3B:	Martin Krug	13
HR:	Frank Metz	6
RBI:	N/A	

1914		
AVG:	Tom Griffith	.340
H:	Frank Metz	184
2B:	Tom Griffith	26
3B:	Tom Griffith	18
HR:	James Galloway/Frank Metz	4
RBI:	N/A	

1915		
AVG:	Joe Kelly	.300
H:	Tom McMillan	167
2B:	Frank Metz	22
3B:	Tom McMillan	10
HR:	Hank Butcher/Frank Metz	3
RBI:	N/A	

1916		
AVG:	Alex Reilley	.292
H:	John Leary	195
2B:	John Leary	32
3B:	Albert Dolan/Albert Wickland	14
HR:	Albert Wickland	4
RBI:	N/A	

1917		
AVG:	Steve Yerkes	.282
H:	Steve Yerkes	155
2B:	Steve Yerkes	28
3B:	Albert Wickland	17
HR:	Albert Wickland	9
RBI:	N/A	

1918		
AVG:	Nap Lajoie	.282
H:	Herman Bronkie/Nap Lajoie	82
2B:	Edward Zwilling	14
3B:	Edward Zwilling	5
HR:	Nap Lajoie/Edward Zwilling	2
RBI:	N/A	

1919		
AVG:	Oliver O'Mara	.340
H:	Oliver O'Mara	185
2B:	Walter Reh	33
3B:	Clarence Covington	13
HR:	Edward Zwilling	9
RBI:	N/A	

1920		
AVG:	Walter Reh	.315
H:	Walter Reh	200
2B:	Walter Reh	36
3B:	Clarence Covington	15
HR:	Edward Zwilling	12
RBI:	Edward Zwilling	84

1921		
AVG:	Ralph Shinnars	.346
H:	Ralph Shinnars	236
2B:	Ralph Shinnars	50
3B:	Ralph Shinnars	26
HR:	Ralph Shinnars	13
RBI:	Walter Reh	117

1922		
AVG:	Edward Brown	.338
H:	Edward Brown	214
2B:	Edward Brown	44
3B:	Baird/Brown/Reh/Schreiber	16
HR:	Ernie Krueger	17
RBI:	Edward Brown	133

1923		
AVG:	Edward Brown	.361
H:	Edward Brown	224
2B:	Edward Brown	37
3B:	Edward Brown	19
HR:	Ernie Krueger	17
RBI:	Edward Brown	104

1924		
AVG:	Ernie Krueger	.339
H:	Edward Sicking	209
2B:	Ernie Krueger	45
3B:	Lloyd Christenbury	13
HR:	Ernie Krueger	17
RBI:	Ernie Krueger	128

1925		
AVG:	Edward Sicking	.316
H:	Henry Schreiber	191
2B:	Riggs Stephenson	34
3B:	Schreiber/Raymond Schmandt	13
HR:	Horace Allen	17
RBI:	Henry Schreiber	103

1926		
AVG:	Walter Holke	.309
H:	Wid Matthews	191
2B:	Edward Sicking	27
3B:	Elmer Yoter	12
HR:	A.E. "Reb" Russell	14
RBI:	Walter Holke	97

1927		
AVG:	A.E. "Reb" Russell	.385
H:	Walter Holke	198
2B:	A.E. "Reb" Russell	34
3B:	Walter Holke	13
HR:	Paul Florence	14
RBI:	Walter Holke	98

1928		
AVG:	Herman Layne	.347
H:	Fred Haney	208
2B:	Fred Haney	38
3B:	Fred Haney/Wid Matthews	16
HR:	A.E. "Reb" Russell	17
RBI:	Harold Warstler	88

1929		
AVG:	Herman Layne/Joseph Sprinz	.307
H:	Peter Monahan	188
2B:	Herman Layne	41
3B:	Clyde Barnhart	12
HR:	Clyde Barnhart	16
RBI:	Clyde Barnhart	109

1930		
AVG:	Mervin Connolly	.338
H:	Clarence Hoffman	176
2B:	Mervin Connolly	33
3B:	Harold Warstler	9
HR:	Clyde Barnhart	13
RBI:	Clarence Hoffman	97

1931		
AVG:	Len Koenecke	.353
H:	Len Koenecke	224
2B:	Francis Sigafoos	30
3B:	Len Koenecke	19
HR:	Len Koenecke	24
RBI:	Len Koenecke	131

YEARLY BATTING LEADERS

ORGANIZATION

2018 INDIANS

IL & OPPONENTS

2017 REVIEW

PIRATES

HISTORY

GENERAL

1932		
AVG:	Harry Rosenberg	.318
H:	Francis Sigafoos	199
2B:	Francis Sigafoos/Doug Taitt	29
3B:	Ernest Wingard	15
HR:	Ernest Wingard	13
RBI:	Doug Taitt	89

1933		
AVG:	Francis Sigafoos	.370
H:	Francis Sigafoos	235
2B:	Francis Sigafoos	53
3B:	Ernest Wingard	14
HR:	Glenn Chapman	14
RBI:	Francis Sigafoos	126

1934		
AVG:	Vernon Washington	.367
H:	Vernon Washington	205
2B:	Vernon Washington	40
3B:	Vernon Washington	13
HR:	Vernon Washington	16
RBI:	Vernon Washington	120

1935		
AVG:	John Cooney	.371
H:	John Cooney	224
2B:	John Cooney	37
3B:	John Stoneham	10
HR:	Minor Heath	20
RBI:	Riggs Stephenson	107

1936		
AVG:	Oscar Eckhardt	.353
H:	Fred Berger	201
2B:	Fred Berger	37
3B:	Robert Fausett	15
HR:	Fred Berger	17
RBI:	Fred Berger	106

1937		
AVG:	Oscar Eckhardt	.341
H:	Oscar Eckhardt	201
2B:	Dan Taylor	28
3B:	Archie/Eckhardt/Sherlock	8
HR:	George Archie/Fred Berger	11
RBI:	Dan Taylor	98

1938		
AVG:	Robert Fausett	.339
H:	Glenn Chapman	175
2B:	Robert Latshaw	38
3B:	Robert Fausett	11
HR:	Robert Latshaw	11
RBI:	Glenn Chapman	103

1939		
AVG:	Milton Galatzer	.325
H:	Myron McCormick	174
2B:	Myron McCormick	33
3B:	Don Lang	12
HR:	Don Lang	13
RBI:	Jesse Newman	87

1940		
AVG:	Milton Galatzer	.336
H:	Milton Galatzer	191
2B:	Benedict Zientara	28
3B:	Milton Galatzer	9
HR:	G. Brack/D. Lang/R. West	7
RBI:	Benedict Zientara	63

1941		
AVG:	Wayne Blackburn	.313
H:	Benedict Zientara	160
2B:	Benedict Zientara	34
3B:	Joe Bestudik/Benedict Zientara	10
HR:	Allen Hunt/Kermit Lewis	4
RBI:	Benedict Zientara	64

1942		
AVG:	Joe Bestudik	.326
H:	Joe Bestudik	185
2B:	Joe Bestudik	37
3B:	John McCarthy	13
HR:	John McCarthy	17
RBI:	John McCarthy	113

1943		
AVG:	Gilbert English	.322
H:	Gilbert English	175
2B:	Stewart Hofferth	31
3B:	Edwin Morgan/Fred Vaughn	12
HR:	Edwin Morgan/Fred Vaughn	9
RBI:	Gilbert English/Stewart Hofferth	83

1944		
AVG:	Wayne Blackburn	.336
H:	Wayne Blackburn	180
2B:	Wayne Blackburn	23
3B:	Chester Clemens	10
HR:	Gilbert English	4
RBI:	Wayne Blackburn	65

1945		
AVG:	Stanley Wentzel	.321
H:	Stanley Wentzel	184
2B:	Stanley Wentzel	35
3B:	Stanley Wentzel	11
HR:	Stanley Wentzel	14
RBI:	Stanley Wentzel	103

1946		
AVG:	Sebastian Sisti	.343
H:	Sebastian Sisti	203
2B:	Vincent Shupe	44
3B:	Sebastian Sisti	14
HR:	Joe Bestudik	15
RBI:	Joe Bestudik	109

1947		
AVG:	Roy Weatherly	.304
H:	Cyril Moran	157
2B:	Cyril Moran	29
3B:	Pete Castiglione	9
HR:	Ben Guintini	16
RBI:	Ernie Andres	84

1948		
AVG:	Leslie Fleming	.323
H:	Pete Castiglione	178
2B:	Pete Castiglione	33
3B:	Ted Beard	17
HR:	Leslie Fleming	26
RBI:	Leslie Fleming	143

1949		
AVG:	Leslie Fleming	.340
H:	Nanny Fernandez	162
2B:	Leslie Fleming	27
3B:	Ted Beard	16
HR:	Nanny Fernandez	20
RBI:	Nanny Fernandez***	114

1950		
AVG:	Romanus Basgall	.281
H:	Romanus Basgall	130
2B:	Romanus Basgall	29
3B:	Bell/Bockman/Coogan/Fitz Gerald	6
HR:	Frank Kalin	14
RBI:	Mizell Platt	71

1951		
AVG:	John Merson	.295
H:	John Merson	177
2B:	John Merson	36
3B:	Ted Beard	9
HR:	Frank Kalin	18
RBI:	John Merson	94

1952		
AVG:	David Pope	.352
H:	David Pope	167
2B:	David Pope	29
3B:	Alphonse Smith	12
HR:	Alphonse Smith	20
RBI:	Milt Nielsen	87

1953		
AVG:	Wally Post	.289
H:	David Pope	172
2B:	David Pope	33
3B:	David Pope	14
HR:	Wally Post	33
RBI:	Wally Post	120

1954		
AVG:	William Harrell	.307
H:	Joe Altobelli	158
2B:	Joe Altobelli	31
3B:	Joe Altobelli	10
HR:	Rocky Colavito	38
RBI:	Rocky Colavito	116

1955		
AVG:	Rudy Regalado	.316
H:	Rudy Regalado	172
2B:	Rocky Colavito/William Harrell	30
3B:	William Harrell	8
HR:	Rocky Colavito	30
RBI:	Rocky Colavito	104

1956		
AVG:	Larry Raines	.309
H:	Larry Raines	174
2B:	Roger Maris	20
3B:	Larry Raines	14
HR:	David Pope	25
RBI:	Joe Altobelli	81

1957		
AVG:	Ted Beard	.347
H:	Vinicio Garcia	177
2B:	Vinicio Garcia	30
3B:	Ted Beard	12
HR:	Ron Jackson	21
RBI:	Ron Jackson	102

1958		
AVG:	John Romano	.291
H:	John Callison	154
2B:	John Romano	29
3B:	John Callison	9
HR:	John Callison	29
RBI:	John Callison	93

1959		
AVG:	Joe Hicks	.314
H:	Joe Hicks	180
2B:	Joe Hicks	29
3B:	Joe Hicks	10
HR:	Ron Jackson	30
RBI:	Ron Jackson	99

1960		
AVG:	Charles Harrington	.310
H:	Larry Raines	149
2B:	Charles Harrington	28
3B:	Ted Beard	7
HR:	James Woods	19
RBI:	James Woods	64

1961		
AVG:	Joe Gaines	.315
H:	Hiraldo Ruiz	164
2B:	Cliff Cook	33
3B:	Joe Gaines	12
HR:	Cliff Cook	32
RBI:	Cliff Cook	119

1962		
AVG:	Tom McCraw	.326
H:	Tom McCraw/Al Weis	171
2B:	Tom McCraw	29
3B:	Al Weis	13
HR:	Jim Koranda/Harry Simpson	19
RBI:	Jim Koranda	103

1963		
AVG:	Don Buford	.336
H:	Don Buford	206
2B:	Don Buford	41
3B:	Ken Berry	10
HR:	Charles Smith	25
RBI:	Ramon Conde	82

1964		
AVG:	Len Johnston	.316
H:	Marvin Staehle	176
2B:	Ken Berry	26
3B:	Jim Hicks	8
HR:	Ken Berry	20
RBI:	Ken Berry	83

1965		
AVG:	Ramon Conde	.337
H:	Richard Kenworthy	160
2B:	Ramon Conde	29
3B:	Richard Kenworthy	7
HR:	Lee Elia	29
RBI:	Lee Elia	75

1966		
AVG:	Duane Josephson	.324
H:	Richard Kenworthy	173
2B:	Richard Kenworthy	29
3B:	Richard Kenworthy	13
HR:	Jim Hicks	15
RBI:	Richard Kenworthy	94

1967		
AVG:	Jim Hicks	.288
H:	Jim Hicks	142
2B:	William Voss	24
3B:	Jim Hicks	12
HR:	Charles Nash	28
RBI:	Jim Hicks	87

1968		
AVG:	Hal McRae	.295
H:	Hal McRae	131
2B:	Hal McRae	31
3B:	Hal McRae	11
HR:	Hal McRae	16
RBI:	Hal McRae	65

1969		
AVG:	Bernie Carbo	.359
H:	Bernie Carbo	145
2B:	Bernie Carbo	37
3B:	Joe Patterson	5
HR:	Bernie Carbo/Clarence Jones	21
RBI:	Clarence Jones	82

1970		
AVG:	Don Anderson	.285
H:	Kurt Bevacqua	126
2B:	Kurt Bevacqua	26
3B:	Al Crawford	6
HR:	Kurt Bevacqua	15
RBI:	Kurt Bevacqua	67

1971		
AVG:	Darrel Chaney	.277
H:	Darrel Chaney	127
2B:	Darrel Chaney	17
3B:	Darrel Chaney	9
HR:	William Plummer	17
RBI:	William Plummer	65

1972		
AVG:	Gene Locklear	.325
H:	Gene Locklear	152
2B:	Gene Locklear	31
3B:	Edison Armbrister	11
HR:	Gene Locklear	15
RBI:	Roe Skidmore	89

1973		
AVG:	Ken Griffey	.327
H:	Joel Youngblood	143
2B:	Jim Driscoll/George Foster	26
3B:	Joel Youngblood	9
HR:	Roe Skidmore	19
RBI:	Roe Skidmore	79

YEARLY BATTING LEADERS

1974	
AVG:	Tom Spencer .291
H:	Tom Spencer 127
2B:	Edison Armbrister 22
3B:	Edison Armbrister/Tom Spencer 8
HR:	Roger Freed 19
RBI:	Edison Armbrister 73

1975	
AVG:	Junior Kennedy .277
H:	Ray Knight 118
2B:	Joel Youngblood 21
3B:	Joel Youngblood 9
HR:	David Revering 21
RBI:	David Revering 71

1976	
AVG:	David Revering .290
H:	David Revering 118
2B:	Ray Knight 24
3B:	Rudolph Meoli 6
HR:	David Revering 27
RBI:	David Revering 77

1977	
AVG:	David Revering .300
H:	David Revering 133
2B:	Arturo DeFreites 26
3B:	Arturo DeFreites 7
HR:	David Revering 29
RBI:	David Revering 110

1978	
AVG:	Champ Summers .368
H:	Champ Summers 170
2B:	Arturo DeFreites 31
3B:	Edison Armbrister/Michael Grace 6
HR:	Champ Summers 34
RBI:	Champ Summers 124

1979	
AVG:	Ron Oester .281
H:	Ron Oester 143
2B:	John Valle 20
3B:	Ron Oester/Michael Grace 6
HR:	John Valle 23
RBI:	John Valle 71

1980	
AVG:	Paul Householder .295
H:	Paul Householder 137
2B:	Paul Householder 26
3B:	Gene Menees 8
HR:	John Hale 27
RBI:	John Hale 77

1981	
AVG:	Paul Householder .300
H:	German Barranca 137
2B:	Barranca/Esasky/Walker 22
3B:	Paul Householder/Eddie Milner 6
HR:	Paul Householder/Duane Walker 19
RBI:	Duane Walker 80

1982	
AVG:	Gary Redus .333
H:	Dallas Williams 154
2B:	Gary Redus 29
3B:	Tom Foley/Gary Redus 9
HR:	Nick Esasky 27
RBI:	Gary Redus 93

1983	
AVG:	Skeeter Barnes .337
H:	Dallas Williams 168
2B:	John Harris/Dallas Williams 30
3B:	Dallas Williams 8
HR:	Nick Esasky 14
RBI:	Dallas Williams 75

1984	
AVG:	Ron Johnson .303
H:	Mike Fuentes 131
2B:	Razor Shines 26
3B:	Fuentes/Tom Lawless/Roy Johnson 4
HR:	Mike Fuentes 22
RBI:	Mike Fuentes/Razor Shines 80

1985	
AVG:	Wally Johnson .309
H:	Wally Johnson 133
2B:	Fred Manrique 21
3B:	Andres Galarraga 8
HR:	Andres Galarraga 25
RBI:	Andres Galarraga 87

1986	
AVG:	Casey Candaele .302
H:	Casey Candaele 145
2B:	Casey Candaele 32
3B:	Herm Winningham 7
HR:	Billy Moore 23
RBI:	Billy Moore 82

1987	
AVG:	Dallas Williams .357
H:	Johnny Paredes 154
2B:	Jack Daugherty 35
3B:	Alonzo Powell 10
HR:	Jeff Reynolds 21
RBI:	Jeff Reynolds 76

1988	
AVG:	Johnny Paredes .295
H:	Jack Daugherty 137
2B:	Billy Moore 34
3B:	Casey Candaele 6
HR:	Billy Moore 17
RBI:	Billy Moore 80

1989	
AVG:	Junior Noboa .340
H:	Junior Noboa 159
2B:	Mike Blowers 29
3B:	Junior Noboa 8
HR:	Mike Blowers 14
RBI:	Junior Noboa 62

1990	
AVG:	German Rivera .287
H:	German Rivera 128
2B:	Quinn Mack/German Rivera 25
3B:	Eric Bullock 7
HR:	German Rivera 10
RBI:	German Rivera 59

1991	
AVG:	Todd Haney .312
H:	Todd Haney 159
2B:	John Vander Wal 36
3B:	John Vander Wal/Quinn Mack 8
HR:	John Vander Wal 15
RBI:	John Vander Wal 71

1992	
AVG:	Matt Stairs .267
H:	F.P. Santangelo 123
2B:	F.P. Santangelo 25
3B:	Matt Stairs 4
HR:	Jerry Goff 14
RBI:	Matt Stairs 56

1993	
AVG:	Tim Costo .326
H:	Tim Costo 118
2B:	Tim Costo 30
3B:	Tommy Gregg 5
HR:	Willie Greene 22
RBI:	Willie Greene 58

1994	
AVG:	Barry Lyons .309
H:	Casey Candaele 144
2B:	Doug Jennings 34
3B:	Steve Pegues 11
HR:	Willie Greene/Doug Jennings 23
RBI:	Doug Jennings 92

YEARLY BATTING LEADERS

ORGANIZATION

2018 INDIANS

IL & O'PONENTS

2017 REVIEW

PIRATES

HISTORY

GENERAL

1995	
AVG:	Eric Owens .314
H:	Eric Owens 134
2B:	Nigel Wilson 27
3B:	Eric Owens 8
HR:	Willie Greene 19
RBI:	Drew Denson 69

1996	
AVG:	Keith Mitchell .300
H:	Eduardo Perez 132
2B:	Steve Gibraltar/Eduardo Perez 29
3B:	Roberto Mejia 9
HR:	Eduardo Perez 21
RBI:	Eduardo Perez 84

1997	
AVG:	Aaron Boone .290
H:	Brian Hunter 142
2B:	Brian Hunter 36
3B:	Pat Watkins 7
HR:	Aaron Boone 22
RBI:	Brian Hunter 85

1998	
AVG:	Roberto Petagine .331
H:	Damian Jackson 135
2B:	Damian Jackson 36
3B:	Damian Jackson 10
HR:	Roberto Petagine 24
RBI:	Roberto Petagine 109

1999	
AVG:	Jason Hardtke .329
H:	D.T. Cromer 166
2B:	D.T. Cromer/Jason Hardtke 37
3B:	Mike Frank 7
HR:	D.T. Cromer 30
RBI:	D.T. Cromer 107

2000	
AVG:	Jose Fernandez .286
H:	Jose Fernandez 134
2B:	Jose Fernandez 37
3B:	Santiago Perez 7
HR:	Kurt Bierek 19
RBI:	Kurt Bierek 72

2001	
AVG:	Marco Scutaro .295
H:	Marco Scutaro 146
2B:	Mark Sweeney 34
3B:	Alex Sanchez 5
HR:	Micah Franklin 23
RBI:	Mark Sweeney 69

2002	
AVG:	Jim Rushford .316
H:	Jim Rushford 128
2B:	Jim Rushford 33
3B:	Chris Jones 5
HR:	Izzy Alcantara 27
RBI:	Jim Rushford 68

2003	
AVG:	Jim Rushford .311
H:	Pete Zoccolillo 124
2B:	Pete Zoccolillo 36
3B:	Steve Scarborough 7
HR:	Mark Smith 15
RBI:	Pete Zoccolillo 73

2004	
AVG:	Jeff Liefer .283
H:	Corey Hart 124
2B:	Corey Hart 29
3B:	Peter Bergeron/Corey Hart 8
HR:	Jeff Liefer 20
RBI:	Jeff Liefer 83

2005	
AVG:	Nate McLouth .299
H:	Nate McLouth 118
2B:	Yurendell de Caster 31
3B:	Chris Duffy 7
HR:	Graham Koonce 23
RBI:	Graham Koonce 77

2006	
AVG:	Rajai Davis/Carlos Maldonado .283
H:	Yurendell de Caster 115
2B:	Raul Gonzalez 23
3B:	Rich Thompson 6
HR:	Chris Richard 17
RBI:	Chris Richard 67

2007	
AVG:	Luis Ordaz .302
H:	Brian Bixler 130
2B:	Yurendell de Caster 25
3B:	Brian Bixler 10
HR:	Michael Ryan 16
RBI:	Jose Hernandez 56

2008	
AVG:	Andrew McCutchen .283
H:	Andrew McCutchen 145
2B:	McCutchen/Steve Pearce 26
3B:	Neil Walker 7
HR:	Neil Walker 16
RBI:	Neil Walker 80

2009	
AVG:	Brian Bixler .275
H:	Brian Bixler 111
2B:	Neil Walker 31
3B:	Brian Bixler/Andrew McCutchen 8
HR:	Neil Walker 14
RBI:	Neil Walker 69

2010	
AVG:	Kevin Melillo .276
H:	Brandon Moss 133
2B:	Brandon Moss 32
3B:	Alex Presley 6
HR:	Brandon Moss 22
RBI:	Brandon Moss 96

2011	
AVG:	Matt Hague .309
H:	Matt Hague 165
2B:	Matt Hague 37
3B:	Gorkys Hernandez 9
HR:	John Bowker 15
RBI:	John Bowker 76

2012	
AVG:	Starling Marte .286
H:	Jeff Clement 115
2B:	Jeff Clement 35
3B:	Starling Marte 13
HR:	Jeff Clement 16
RBI:	Starling Marte 62

2013	
AVG:	Alex Presley .298
H:	Matt Hague 153
2B:	Matt Hague 37
3B:	Alex Presley 6
HR:	Andrew Lambo 18
RBI:	Matt Hague 69

2014	
AVG:	Matt Hague .267
H:	Chris McGuinness 111
2B:	Chris McGuinness 31
3B:	Chase d'Arnaud 9
HR:	Matt Hague 14
RBI:	Matt Hague 66

2015	
AVG:	Gorkys Hernandez .288
H:	Alen Hanson 125
2B:	Brent Morel 21
3B:	Alen Hanson 12
HR:	Willy Garcia 10
RBI:	Elias Diaz/Morel/Tony Sanchez 47

YEARLY BATTING LEADERS

2016		
AVG:	Josh Bell	.295
H:	Josh Bell	124
2B:	Willy Garcia	30
3B:	Alen Hanson	7
HR:	Danny Ortiz	17
RBI:	Josh Bell	60


2017		
AVG:	Christopher Bostick	.294
H:	Christopher Bostick	143
2B:	Christopher Bostick	33
3B:	Gift Ngoepe/Eric Wood	5
HR:	Eric Wood	16
RBI:	Danny Ortiz	63

* Batting leader, 2.7 PA per league game
 * **Bold** indicates league leader

* RBI not recorded prior to 1920 (exception in NL, 1887-89)
 *** **Nanny Fernandez** led Indy with 114 RBI in 1949; also had 14 RBI with St. Paul to lead the league with 128 RBI



Christopher Bostick (above) led the Indians in batting average, hits and doubles in 2017.
 (Photo by Adam Pintar)



Gift Ngoepe (above) tied with Eric Wood for the team lead in triples in 2017.
 (Photo by Adam Pintar)



Danny Ortiz (above) was the Indians' RBI leader in 2017.
 (Photo by Adam Pintar)



Eric Wood (above) led the Tribe in home runs and tied with Gift Ngoepe for most triples in 2017.
 (Photo by Adam Pintar)

YEARLY PITCHING LEADERS

Year	Leader	ERA	Leader	Wins	Leader	Strikeouts
1887	Henry Boyle	3.65	Henry Boyle	13	Henry Boyle	85
1888	William Burdick	2.81	Henry Boyle	15	John Healy	124
1889	Henry Boyle	3.92	Henry Boyle	21	Charles Getzein	139
1892	Michael "Kid" Madden	2.59	Jim Sullivan	6	Jim Sullivan	77
1894	William Phillips	3.76	William Phillips	26	William Phillips	152
1895	Chauncey Fisher	2.92	Chauncey Fisher	38	Chauncey Fisher	133
1896	William Dammann	2.25	William Dammann	20	William Dammann	157
1897	Joshua Goar	1.39	Francis Foreman	30	Joshua Goar	133
1898	N/A		William Phillips	28	William Phillips	112
1899	N/A		Edward Scott	22	Edward Scott	88
1900	N/A		Winford Kellum	20	Winford Kellum	87
1901	N/A		Archibald "Archie" Stimmell	14	Archibald Stimmell	111
<i>Current Franchise (1902-present)</i>						
1902	N/A		Winford Kellum	25	Winford Kellum	115
1903	N/A		Winford Kellum	25	Eugene Ford	148
1904	N/A		John Fisher	16	Harry Allemang	104
					Otto Newlin	104
1905	N/A		Clyde Goodwin	23	Clyde Goodwin	172
1906	N/A		Winford Kellum	16	Winford Kellum	102
1907	N/A		Herbert Briggs	16	Ed Summers	130
1908	N/A		Rube Marquard	28	Rube Marquard	250
1909	N/A		Larry Cheney	19	Ralph Glaze	152
1910	N/A		Omar Hardgrove	16	Omar Hardgrove	103
1911	N/A		Fred Link	21	Fred Link	145
1912	N/A		Loren Hixon	15	Loren Hixon	129
1913	N/A		Otto Merz	15	W.H. Harrington	110
1914	Joe Willis	2.57	Otto Merz	20	Joe Willis	142
1915	Wilbur Schardt	2.77	Wilbur Schardt	21	Joe Willis	98
1916	Paul Carter***	1.65	Rex Dawson	20	Fred Falkenberg	178
1917	Fred Falkenberg	1.99	Dana Fillingim	20	Dana Fillingim	128
			Jake Northrop	20		
1918	Jake Northrop	1.96	Jake Northrop	13	Fred Falkenberg	77
1919	Tillar Cavet	2.26	Tillar Cavet	28	Tillar Cavet	127
1920	John Jones	2.52	John Jones	20	John Jones	126
1921	Tillar Cavet	3.29	Tillar Cavet	23	Jesse Petty	112
1922	Tillar Cavet	3.17	Harry Weaver	20	Harry Weaver	104
1923	William Burwell	3.58	Jesse Petty	19	Jesse Petty	115
1924	Jesse Petty	2.83	Jesse Petty	29	Jesse Petty	149
1925	William Burwell	2.73	William Burwell	24	Carmen Hill	100
1926	John Wisner	3.16	William Burwell	21	Carmen Hill	106
			Carmen Hill	21	Frank Henry	106
1927	John Wisner	3.48	Gorham Leverett	15	Gorham Leverett	118
1928	Steve Swetonic	3.00	Steve Swetonic	20	Ferdinand Schupp	128
1929	Claude Jonnard	2.92	William Burwell	15	Ferdinand Schupp	123
1930	William Burwell	4.02	William Burwell	17	Claude Jonnard	122
1931	Berly Horne	4.50	William Burwell	17	Orel Hildebrand	99
1932	N/A		Joe Heving	15	Archie Campbell	146
1933	William Burwell	3.26	James Turner	17	Stewart Bolen	135
1934	Robert Logan	3.66	Robert Logan	20	Stewart Bolen	177
1935	Robert Logan	3.58	Vance Page	17	Phillip Gallivan	122
1936	Robert Logan	3.82	James Turner	18	Stewart Bolen	114
1937	Clarence Phillips	4.10	Robert Logan	12	Lloyd Johnson	84
1938	Vance Page	2.53	Vance Page	15	John Niggeling	113
1939	John Niggeling	3.13	Charles Barrett	16	Donald French	124
1940	John VanderMeer	2.40	Robert Logan	18	Robert Logan	104
1941	Benjamin Wade	2.83	Raymond Starr	20	Raymond Starr	145
1942	Robert Logan	2.72	Raymond Poat	15	Woodrow Rich	114
1943	James Trexler	2.14	James Trexler	19	John Hutchings	105

ORGANIZATION

2018 INDIANS

IL & O'PONENTS

2017 REVIEW

PIRATES

HISTORY

GENERAL

YEARLY PITCHING LEADERS						
ORGANIZATION	Year	Leader	ERA	Leader	Wins	Strikeouts
2018 INDIANS	1944	Robert Logan	3.08	Robert Logan	12	Woodrow Rich 103
	1945	James Wallace	1.83	James Wallace	17	James Wallace 124
	1946	Paul Derringer	2.65	Rex Cecil	11	Rex Cecil 114
				John Hutchings	11	
	1947	Glenn Fletcher	3.68	Robert Malloy	14	Jack Hallett 136
	1948	Chester Johnson	4.06	Robert Malloy	21	Chester Johnson 148
	1949	Melvin Queen	2.57	Melvin Queen	22	Melvin Queen 178
	1950	William Pierro	2.60	Royce Lint	12	Royce Lint 100
	1951	Royce Lint	3.91	Forrest Lane	12	Inman Chambers 111
						John McCall 111
IL & OPPONENTS	1952	George Zuverink	3.75	George Zuverink	12	Ray Narleski 132
	1953	Richard Tomanek	3.11	Ed Blake	14	Richard Tomanek 158
	1954	Herb Score	2.62	Herb Score	22	Herb Score*** 330
	1955	Hank Aguirre	3.24	Hank Aguirre	11	Richard Tomanek 125
	1956	Buddy Lee Daley	2.31	Stan Pitula	15	John Gray 114
		John Gray	2.72			
	1957	James McDonald	2.98	A. Barry Latman	13	A. Barry Latman 151
	1958	Carl Thomas	2.82	Cloyd Boyer	13	Carl Thomas 121
	1959	Kenneth McBride	2.79	Edward Hobaugh	13	Edward Hobaugh 118
				Gary Peters	13	
2017 REVIEW	1960	Robert Botz	3.30	Cloyd Boyer	12	Arnold Earley 89
	1961	Claude Osteen	3.53	Don Rudolph	18	Claude Osteen 132
	1962	Glen Rosenbaum	2.56	Franklin Kruetzer	15	Al Worthington 149
				Al Worthington	15	
	1963	Warren Hacker	2.54	Fritz Ackley	18	Franklin Kreutzer 157
		Fritz Ackley	2.76			
	1964	Bruce Howard	2.20	Robert Locker	16	Robert Locker 178
	1965	Manly Johnston	2.42	Dave DeBusschere	15	Dave DeBusschere 176
	1966	Ron Willis	2.34	Manly Johnston	18	Ron Willis 115
		William Fischer	2.35			
PIRATES	1967	William Fischer	2.36	William Fischer	12	Steve Jones 101
	1968	John Tsitouris	2.92	Don Secrist	11	Jose Pena 178
				Jose Pena	11	
	1969	John Morris	3.23	William Short	12	William Short 145
	1970	Ross Grimsley	2.73	Vern Geishert	12	Ross Grimsley 162
				Milt Wilcox	12	
	1971	Milt Wilcox	2.21	Pedro Borbon	12	Pat Osburn 125
	1972	Steve Blateric	1.58	Mel Behney	9	Steve Blateric 111
	1973	Danny Osborn	2.56	Tom Carroll	15	Tom Carroll 137
	1974	Patrick Darcy	3.41	Santo Alcala	12	Santo Alcala 113
HISTORY				Patrick Darcy	12	
	1975	Joe Henderson	2.41	Santo Alcala	13	Santo Alcala 118
		Pat Zachry	2.43			
	1976	Joe Henderson	2.31	Manny Sarmiento	11	Larry Payne 128
	1977	Thomas Hume	2.55	Mario Soto	11	Mario Soto 109
				Michael LaCoss	11	
	1978	Michael LaCoss	3.46	Dan Dumoulin	12	Mario Soto 121
				David Moore	12	
	1979	Bruce Berenyi	2.82	Jay Howell	10	Bruce Berenyi 136
	1980	Scott Brown	3.44	Bill Kelly	11	Bruce Berenyi 121
GENERAL	1981	Charlie Liebrandt	2.93	Kip Young	10	Bill Dawley 109
	1982	Bill Dawley	3.82	Bill Dawley	11	Bill Dawley 106
	1983	Jeff Russell	3.55	Greg Harris	9	Greg Harris 146
	1984	Chris Welsh	3.01	Chris Welsh	13	Joe Hesketh 135
	1985	Steve Baker	3.91	Rich Stoll	9	Greg Bargar 119
				Steve Baker	9	
	1986	Rodger Cole	3.29	Rodger Cole	12	Bob Owchinko 104
	1987	Pascual Perez	3.79	Tim Barrett	10	Sergio Valdez 128
				Sergio Valdez	10	

YEARLY PITCHING LEADERS

Year	Leader	ERA	Leader	Wins	Leader	Strikeouts
1988	Jeff Fischer	2.69	Jeff Fischer	13	Bob Sebra	126
1989	Rich Thompson	2.06	Mark Gardner	12	Mark Gardner	175
			Urbano Lugo	12		
1990	Steve Fireovid	2.63	Scott Anderson	12	Scott Anderson	116
1991	Eddie Dixon	2.91	Kent Bottenfield	8	Kent Bottenfield	108
1992	Doug Simons	3.08	Kent Bottenfield	12	Kent Bottenfield	111
1993	Matt Grott	3.59	Mike Anderson	10	Ross Powell	133
			Ross Powell	10		
1994	Matt Grott	2.55	Matt Grott	10	Kevin Jarvis	90
			Kevin Jarvis	10		
1995	Rick Reed	3.33	Roger Salkeld	12	Rick Reed	92
1996	Scott Sullivan	2.73	Travis Buckley	11	Mike Remlinger	97
1997	Gabe White	2.82	Giovanni Carrara	12	Scott Klingenberg	119
			Scott Klingenberg	12		
1998	Mike Walker	3.17	Rodney Bolton	12	Rodney Bolton	117
1999	Giovanni Carrara	3.47	Denny Harriger	14	Giovanni Carrara	114
2000	Everett Stull	2.95	Horacio Estrada	14	Rafael Roque	111
2001	Carlos Chantres	4.41	Tim Harikkala	11	Tim Harikkala	96
2002	Andrew Lorraine	3.05	Everett Stull	11	Everett Stull	119
2003	Pasqual Coco	4.80	Pasqual Coco	10	Pasqual Coco	100
2004	Ben Hendrickson	2.02	Ben Hendrickson	11	Pedro Liriano	97
2005	Zach Duke	2.92	Zach Duke	12	Ian Snell	104
2006	Marty McLeary	2.68	Sean Burnett	8	Marty McLeary	115
			Brandon Duckworth	8		
2007	John Van Benschoten	2.56	Bryan Bullington	11	Marty McLeary	95
2008	Jason Davis	4.41	John Van Benschoten	7	Jimmy Barthmaier	71
2009	Daniel McCutchen	3.47	Daniel McCutchen	13	Daniel McCutchen	110
2010	Jeremy Powell	4.62	Jeremy Powell	11	Michael Crotta	89
2011	Justin Wilson	4.13	Justin Wilson	10	Sean Gallagher	98
2012	Jeff Locke	2.48	Rick van den Hurk	13	Justin Wilson	138
2013	Kris Johnson	2.39	Kris Johnson	10	Andy Oliver	138
2014	Casey Sadler	3.03	Casey Sadler	11	Adam Wilk	106
2015	Wilfredo Boscan	3.07	Chris Volstad	11	Chris Volstad	97
2016	Tyler Glasnow	1.87	Frank Duncan	9	Tyler Glasnow	133
2017	Steven Brault	1.94	Steven Brault	10	Tyler Glasnow	140
			Clay Holmes	10		

* Team ERA leader must have at least 100.0 IP

* ERA was not compiled prior to 1914 (exception in NL, 1887-89)

* **Bold indicates league leader (0.8 IP/league game)**

*** Current single-season pitching record in American Association history

ORGANIZATION

2018 INDIANS

IL & OPPONENTS

2017 REVIEW

PIRATES

HISTORY

GENERAL

FRANCHISE RECORDS

Career Batting Leaders

Batting Average <i>(Min. 200 AB)</i>		Games	At-Bats
Jim Dyck	.378	Edward Sicking 1,213	Edward Sicking 4,691
Benny Kauff*	.370	Walter Rehg 1,112	Walter Rehg 4,210
M. L. "Biddy" Dolan*	.368	Alex Reilley 1,003	Alex Reilley 3,649
Champ Summers	.368	Ted Beard 977	Otto Williams 3,434
Vernon Washington	.367	John L. Riddle 971	John L. Riddle 3,206
Runs		Hits	Doubles
Edward Sicking	788	Edward Sicking 1,414	Edward Sicking 210
Ted Beard	683	Walter Rehg 1,282	Walter Rehg 205
Walter Rehg	682	Alex Reilley 1,012	John L. Riddle 193
Alex Reilley	517	John L. Riddle 986	Ted Beard 139
Wid Matthews	473	Ted Beard 880	Razor Shines 138
Triples		Home Runs	RBI
Walter Rehg	86	David Revering 92	Walter Rehg 547
Ted Beard	76	Jim Hicks 71	Edward Sicking 496
Henry Schreiber	62	Rocky Colavito 68	John L. Riddle 483
Clarence Covington	52	Razor Shines 68	Razor Shines 404
Edward Sicking	50	Arturo DeFreites 66	Henry Schreiber 400
Walks		Strikeouts	Stolen Bases
Ted Beard	707	Ted Beard 521	Alex Reilley 282
Edward Sicking	471	Jim Hicks 401	Otto Williams 164
Wayne Blackburn	418	Brian Bixler 377	Herman Bronkie 152
Clarence Covington	343	Edison Ambrister 362	Edward Sicking 138
Walter Rehg	299	Arturo DeFreites 351	Walter Rehg 133

Career Pitching Leaders

Wins		Losses	Games
William Burwell	175	William Burwell 143	Robert Logan 421
Robert Logan	157	Robert Logan 126	William Burwell 395
Carmen Hill	95	Clinton Rogge 84	Tillar Cavet 252
Tillar Cavet	90	Otto Merz 79	Warren Hacker 245
Jesse Petty	88	Carmen Hill 78	Dave Tomlin 229
Saves**		Innings Pitched	Strikeouts
Scott Service	65	William Burwell 2,746.0	Robert Logan 1,019
Todd Williams	52	Robert Logan 2,474.0	William Burwell 635
Randy St. Claire	49	Tillar Cavet 1,497.0	Stewart Bolen 587
Tim Wood	44	Clinton Rogge 1,411.0	Jesse Petty 565
Rich Sauveur	39	Jesse Petty 1,347.0	Herb Score 530

* Benny Kauff and M. L. Dolan produced their .370 and .368 career averages in the Federal League

** Saves were not recorded prior to 1969

FRANCHISE RECORDS

Single-Season Batting Leaders

Batting Average *(27 PA/league game)*

A. E. "Reb" Russell	.385 (1927)
John Cooney	.371 (1935)
Francis Sigafoos	.370 (1933)
Champ Summers	.368 (1978)
Vernon Washington	.367 (1934)

Hits

Ralph Shinnars	236 (1921)
Francis Sigafoos	235 (1933)
John Cooney	224 (1935)
Len Koenecke	224 (1931)
Edward Brown	224 (1923)

Home Runs

Rocky Colavito	38 (1954)
Champ Summers	34 (1978)
Wally Post	33 (1953)
Arturo DeFreites	32 (1978)
Cliff Cook	32 (1961)

Strikeouts

Mike Fuentes	133 (1984)
John Hale	133 (1980)
Willy Garcia	131 (2016)
Brian Bixler	131 (2007)
Brian Bixler	128 (2009)

At-Bats

Robert Fausett	688 (1936)
John Leary	686 (1916)
Ralph Shinnars	683 (1921)
Walter Rehg	657 (1923)
Edward Sicking	653 (1924)

Doubles

Francis Sigafoos	53 (1933)
Ralph Shinnars	50 (1921)
Ernest Krueger	45 (1924)
Vincent Shupe	44 (1946)
Edward Brown	44 (1922)

RBI

Leslie Fleming	143 (1948)
Edward Brown	133 (1922)
Len Koenecke	131 (1931)
Ernest Krueger	128 (1924)
Francis Sigafoos	126 (1933)

Stolen Bases

Doug Baird	72 (1921)
Joe Kelly	61 (1915)
Edwin Stroud	57 (1966)
Gary Redus	54 (1982)
Ralph Shinnars/William Fox	52 (1921/1903)

Runs

Len Koenecke	141 (1931)
Ralph Shinnars	138 (1921)
Ted Beard	131 (1948)
Lloyd Christenbury	131 (1923)
George Hogriever	124 (1902)

Triples

Ralph Shinnars	26 (1921)
Henry Schreiber	21 (1921)
Len Koenecke	19 (1931)
Edward Brown	19 (1923)
Tom McCreery	19 (1904)

Walks

Ted Beard	132 (1949)
Ted Beard	128 (1948)
Minor Heath	127 (1935)
Rudolph Meoli	113 (1977)
Leslie Fleming	103 (1948)

Hitting Streak (games)

Francis Sigafoos	38 (1933)
Ed Stevens	33 (1951)
Rajai Davis	21 (2007)
Eduardo Perez	21 (1996)
Todd Haney	20 (1991)

Single-Season Pitching Leaders

Wins

Jesse Petty	29 (1924)
Tillar Cavet	28 (1919)
Rube Marquard	28 (1908)
Winford Kellum	25 (1903)
Winford Kellum	25 (1902)

Saves**

Bob Scanlan	35 (2000)
Jay Baller*	34 (1989)
Blake Wood	29 (2015)
Mark Corey	28 (2005)
Scott Ruskin	28 (1993)

Losses

Otto Merz	25 (1912)
Harry Allemang	23 (1904)
John Fisher	22 (1906)
William Burwell	21 (1923)
Carmen Hill	21 (1923)

Walks

Harry Weaver	173 (1922)
Dan Tipple	140 (1915)
Herb Score	140 (1954)
W. H. Harrington	137 (1913)
Rube Marquard	135 (1908)

Games

Mike Walker	78 (1998)
Douglas Corbett	69 (1979)
George Spencer	68 (1957)
Francis Barrett	65 (1947)
Warren Hacker	65 (1964)

Strikeouts

Herb Score*	330 (1954)
Rube Marquard	250 (1908)
Jose Pena	178 (1968)
Robert Locker	178 (1964)
Melvin Queen/Fred Falkenberg	178 (1949/1916)

* Herb Score's 330 strikeouts in 1954 and Jay Baller's 34 saves in 1989 are American Association records

** Saves were not recorded prior to 1969

FRANCHISE RECORDS

Career Individual Batting Records

Individual Batting	No.	Player
Average (<i>Min. 200 AB</i>).....	378	Jim Dyck
Games.....	1,213	Edward Sicking
At-Bats.....	4,691	Edward Sicking
Runs.....	788	Edward Sicking
Hits.....	1,414	Edward Sicking
Doubles.....	210	Edward Sicking
Triples.....	86	Walter Rehg
Home Runs.....	92	David Revering
RBI.....	547	Walter Rehg
Walks.....	707	Ted Beard
Strikeouts.....	521	Ted Beard
Stolen Bases.....	282	Alex Reilley
Hitting Streak (<i>games</i>).....	38	Francis Sigafoos

Single-Season Individual Batting Records

Individual Batting	No.	Player	Year
Average (<i>2.7 PA/league game</i>).....	385	A.E. Russell	1927
Games.....	170	John Leary	1916
At-Bats.....	688	Robert Fausett	1936
Runs.....	141	Len Koenecke	1931
Hits.....	236	Ralph Shinnars	1921
Doubles.....	53	Francis Sigafoos	1933
Triples.....	26	Ralph Shinnars	1921
Home Runs.....	38	Rocky Colavito	1954
RBI.....	143	Leslie Fleming	1948
Walks.....	132	Ted Beard	1949
Strikeouts.....	133	Mike Fuentes/John Hale	1984/1980
Stolen Bases.....	72	Doug Baird	1921
Hitting Streak (<i>games</i>).....	38	Francis Sigafoos	1933

Career Individual Pitching Records

Individual Pitching	No.	Player
Wins.....	175	William Burwell
Losses.....	143	William Burwell
Games.....	421	Robert Logan
Games Started.....	234	Robert Logan
Shutouts.....	2	Several Players
Saves.....	65	Scott Service
Innings Pitched.....	2,746.0	William Burwell
Hits Allowed.....	3,080	William Burwell
Runs Allowed.....	1,414	William Burwell
Home Runs Allowed.....	61	Cloyd Boyer
Walks Allowed.....	631	Robert Logan
Strikeouts.....	1,019	Robert Logan

Single-Season Individual Pitching Records

Individual Pitching	No.	Player	Year
Wins.....	29	Jesse Petty	1924
Losses.....	25	Otto Merz	1912
Games.....	78	Mike Walker	1998
Games Started.....	35	Ray Starr	1941
Shutouts.....	2	Four Players	N/A
Saves.....	35	Bob Scanlan	2000
Innings Pitched.....	367.0	Rube Marquard	1908
Hits Allowed.....	411	William Burwell	1923
Runs Allowed.....	181	Carmen Hill	1923
Home Runs Allowed.....	27	Mario Soto	1978
Walks Allowed.....	173	Harry Weaver	1922
Strikeouts.....	330	Herb Score	1954

FRANCHISE RECORDS

Single-Season Team Batting Records

Team Batting	High	Year	Low	Year
Runs.....	1,284.....	1931.....	291.....	1918
Hits.....	2,230.....	1931.....	612.....	1918
Doubles.....	378.....	1931.....	78.....	1918
Triples.....	133.....	1922.....	22.....	1992
Home Runs.....	193.....	1995.....	7.....	1918
RBI.....	1,049.....	1931.....	461.....	1976
Stolen Bases.....	240.....	1916, 1915.....	30.....	1957

Single-Season Team Pitching Records

Team Pitching	High	Year	Low	Year
ERA.....	5.47.....	1930.....	2.34.....	1916
Complete Games.....	131.....	1904.....	0.....	2008
Shutouts.....	20.....	1975.....	3.....	1981
Saves.....	52.....	1984.....	19.....	1975
Innings Pitched.....	1,730.0.....	1927.....	738.0.....	1918
Hits Allowed.....	2,032.....	1931.....	656.....	1918
Runs Allowed.....	1,087.....	1927.....	275.....	1918
Earned Runs Allowed.....	852.....	1927.....	201.....	1918
Home Runs Allowed.....	145.....	2005.....	57.....	1989
Hit Batsmen.....	80.....	2010.....	14.....	1983, 1967, 1966
Walks Allowed.....	670.....	1949.....	210.....	1918
Strikeouts.....	1,153.....	2013.....	242.....	1918
Wild Pitches.....	90.....	1998.....	9.....	1917



Jameson Taillon added 37 strikeouts in 2013. (Photo by Mark Dickhaus)

2013 INDIANS - 1,153 SO

PITCHER	SO	PITCHER	SO
Alderson, Tim	38	Mathis, Doug	4
Black, Vic	63	Mazzaro, Vin	9
Bromberg, David	8	McDonald, James	12
Brown, Brooks	69	McPherson, Kyle	2
Cole, Gerrit	47	Morris, Bryan	4
Colon, Roman	1	Morton, Charlie	12
Contreras, Jose	24	Oliver, Andy	138
Cordier, Erik	65	Pimentel, Stolmy	62
Cumpton, Brandon	90	Reid, Ryan	56
Farnsworth, Kyle	3	Rodriguez, Wandy	5
Godfrey, Graham	45	Sadler, Casey	5
Gomez, Jeanmar	7	Severino, Atahualpa	48
Hague, Matt	2	Taillon, Jameson	37
Hollingsworth, Ethan	6	Thornton, Zack	31
Hughes, Jared	18	Waldrop, Kyle	15
Irwin, Phil	8	Welker, Duke	65
Johnson, Kris	94	Zagurski, Mike	37
Liriano, Francisco	23		

Led by International League All-Star Andy Oliver, the 2013 Indianapolis Indians pitching staff established a franchise record with 1,153 strikeouts during the regular season.

VICTORY FIELD ERA RECORDS

Single-Game Team Batting Records

Team Batting	Record	Home/Road
Most Runs	21	19 - 5/6/04 vs. CHA (19-3) 21 - 7/6/17 at COL (21-1)
Most Runs, Both Clubs	33	33 - 4/24/98 vs. DUR (12-21) 27 - 6/3/16 at TOL [13] (16-11) 5/30/99 at PAW (12-15) 7/20/98 at ROC (7-20) 7/3/97 at NAS (16-11)
Most Runs, Inning	11	10 - 6/23/97 vs. IOWA (4th inn.) 11 - 6/8/00 at OTT (3rd inn.)
Most Hits	(3x) 22	22 - 5/31/05 vs. LOU 7/23/01 vs. TOL 22 - 7/6/17 at COL
Most Doubles	11	8 - 7/23/01 vs. TOL 11 - 7/8/11 at LOU
Most Triples	(4x) 3	3 - 5/28/15 vs. LOU 5/25/12 vs. LOU 3 - 4/22/16 at LOU 6/3/10 at GWN
Most Home Runs.....	(2x) 7	5 - 6/27/10 vs. TOL 7 - 7/6/17 at COL 7/3/97 at NAS
Most Home Runs, Both Clubs	10	10 - 7/3/97 at NAS
Most Home Runs, Inning.....	(2x) 4	4 - 4/26/16 at DUR (9th inn.) 4 - 5/20/98 at PAW (5th inn.)
Most RBI	21	18 - 5/6/04 vs. CHA 21 - 7/6/17 at COL
Most Stolen Bases	9	9 - 5/4/09 vs. SWB 6 - 4/19/07 at NOR
Most Walks	(2x) 13	11 - 7/5/00 (2) vs. NOR 8/12/97 vs. NAS 13 - 7/6/17 at COL 7/6/98 at LOU
Most Strikeouts.....	20	20 - 5/10/14 vs. NOR 17 - 6/12/05 at ROC
Most Hit By Pitch	6	4 - Several Times, MR: 7/16/07 vs. SWB 6 - 7/17/09 at PAW
Most Left on Base.....	17	17 - 8/1/15 vs. CHA 16 - 7/10/13 at COL 7/17/09 at PAW

ORGANIZATION

2018 INDIANS

IL & OPPONENTS

2017 REVIEW

PIRATES

HISTORY

GENERAL

VICTORY FIELD ERA RECORDS

Single-Game Team Pitching Records

Team Pitching	Record	Home/Road
Most Runs Allowed	21	21 - 4/24/98 vs. DUR 20 - 7/20/98 at ROC
Most Hits Allowed	23	23 - 5/9/14 vs. NOR 21 - 7/12/07 at ROC
Most Home Runs Allowed	6	4 - 7/26/17 vs. ROC 6/3/08 vs. LHV 6 - 6/21/15 at CHA 5/19/12 at BUF 7/28/05 at SYR
Most Hit Batters	4	4 - 4/26/14 vs. SYR 7/20/05 vs. SYR 3 - 6/23/15 at GWN 6/12/10 at SWB 5/1/03 at RIC 8/12/02 at TOL 7/26/00 at PAW 4/10/00 at NOR 7/23/99 at NOR 4/16/98 at CHA
Most Walks Allowed	14	14 - 7/6/09 vs. LOU 12 - 9/1/15 at COL
Most Strikeouts.....	20	19 - 7/30/17 vs. PAW 20 - 8/15/03 (1) at CHA
Most Wild Pitches	6	4 - 4/10/05 vs. PAW 6 - 7/19/97 at NO

Low-Hit Games in Victory Field Era

No Hitters:

8/9/12 vs. CHA - **Justin Wilson** (8.0 IP, 0 H, 0 R, 0 ER, 1 BB, 5 SO) - Win, 3-0
4/29/12 at DUR - **Justin Wilson/Jose Diaz/Doug Slaten** - Win, 2-0
5/15/05 vs. NOR - **Ian Snell** (9.0 IP, 0 H, 0 R, 0 ER, 1 BB, 9 SO) - Win, 4-0

One-Hitters:

4/23/16 at LOU - **Jameson Taillon/Jorge Rondon/Trey Haley** - Win, 1-0
7/14/00(2) at TOL - **Ben Sheets** (7.0 IP, 1 H, 1 R, 0 ER, 0 BB, 8 SO) - Win, 2-1
8/23/97 vs. LOU - **Steve Parris** (9.0 IP, 1 H, 0 R, 0 ER, 3 BB, 11 SO) - Win, 2-0
7/24/96(1) at NO - **Travis Buckley** (6.0 IP, 1 H, 1 R, 1 ER, 2 BB, 1 SO) - Loss, 1-0

No-Hitters Prior to Victory Field Era

8/6/88 at Nashville - **Randy Johnson/Pat Pacillo** (8 IP) - Loss, 1-0
8/27/85 vs. Buffalo - **Rich Stoll** (7 IP) - Won, 3-0
8/29/79 at Evansville - **Paul Moskau/Davis May/Sheldon Burnside/Angel Torres** - Won, 5-0
5/24/74 at Omaha - **Tom Carroll** - Win, 2-0
7/4/70 vs. Evansville - **Milt Wilcox** (7 IP) - Win, 2-0
7/24/59 vs. Minneapolis - **Gary Peters** - Win, 5-0
5/17/45 at Kansas City - **Edward Wright** - Win, 2-0
9/2/1916 vs. Columbus - **Victor Aldridge**
9/3/1908 at Columbus - **Rube Marquard**

ORGANIZATION

2018 INDIANS

IL & OPPONENTS

2017 REVIEW

PIRATES

HISTORY

GENERAL

VICTORY FIELD ERA RECORDS

Single-Game Individual Batting Records

Individual Batting	Record	Home/Road
Most At-Bats	9	9 - Alex Presley, 7/10/13 at COL 8 - Jim Rushford, 8/15/03 (1) at CHA
Most Runs	5	4 - MR: Steve Pearce, 5/29/09 vs. PAW 5 - Chris Jones, 6/8/00 at OTT
Most Hits (11x) 5		5 - MR: Alex Presley, 7/19/10 vs. LHV 5 - MR: Josh Harrison, 5/28/11 at PAW
Most Doubles (16x) 3		3 - MR: Josh Bell, 6/11/16 vs. SYR 3 - Tony Sanchez, 7/11/14 vs. COL
Most Triples (7x) 2		2 - MR: Willy Garcia, 4/27/16 at NOR 2 - Michael Ryan, 8/11/07 vs. TOL
Most Home Runs..... 3		3 - Micah Franklin, 9/1/01 vs. TOL 2 - MR: Gift Ngoepe, 8/15/17 at BUF
Most RBI..... 7		7 - Jacob Stallings, 5/31/16 vs. ROC 6 - MR: Steve Pearce, 8/16/07 at DUR
Most Stolen Bases	5	5 - Nyjer Morgan, 8/15/08 vs. DUR 4 - Rajai Davis, 8/4/06 at COL
Most Walks	4	4 - MR: Steve Pearce, 4/22/10 vs. LOU 4 - Several Times
Most Strikeouts..... 5		5 - Larry Broadway, 4/12/09 vs. TOL 4 - MR: Gift Ngoepe, 5/28/16 at PAW
Longest Hitting Streak	21	Rajai Davis, 5/12-6/3/07
Consec. Games w/ HR..... 5		Ryan Thompson, 4/12-16/02 (7 HR)

Three-Homer Games

Victory Field Era:

9/1/01 vs. Toledo - Micah Franklin

Prior to Victory Field Era:

8/22/95 at Omaha - Willie Greene
4/11/93 vs. Oklahoma City - Brian Dorsett
6/3/86 vs. Oklahoma City - Mike Hocutt
5/10/84 vs. Evansville - Mike Stenhouse
6/27/81 at Springfield - Nick Esasky
8/25/65 at Oklahoma City - Dick Kenworthy

Hitting For The Cycle

4/22/16 at LOU - **Josh Bell** (4-for-5, 2 R, 5 RBI)
6/2/12 vs. SYR - **Jeff Clement** (4-for-4, 2 R, 3 RBI)
6/27/10 vs. TOL - **Alex Presley** (5-for-6, 2 1B, 2 R, 2 RBI)
7/10/03 vs. NOR - **Jason Conti** (4-for-5, 3 R, 3 RBI)

Single-Game Individual Pitching Records

Individual Pitching	Record	Home/Road
Most Hits Allowed	(2x) 14	14 - Kyle Peterson, 7/26/01 vs. PAW 14 - John Snyder, 7/14/01 at DUR
Most Runs Allowed	(3x) 11	11 - MR: Runelvys Hernandez, 7/22/07 vs. DUR 11 - Cory Stewart, 6/29/05 at OTT
Most ER Allowed	(7x) 10	10 - MR: Hansel Izquierdo, 7/20/05 vs. SYR 10 - MR: Casey Sadler, 6/21/15 at CHA
Most HR Allowed*	(4x) 4	4 - MR: Daniel McCutchen, 8/27/2008 vs. LOU 4 - MR: Casey Sadler, 6/21/15 at CHA
Most Hit Batters	(4x) 3	3 - MR: Rick van den Hurk, 6/28/12 vs. TOL 2 - Several Times
Most Walks	(7x) 7	7 - MR: Eric Hacker, 5/31/09 vs. PAW 7 - MR: Luis Munoz, 4/6/08 at PAW
Most Strikeouts.....	17	17 - Ian Snell, 6/28/09 vs. TOL
Most Wild Pitches	5	4 - Bobby Bradley, 4/10/05 vs. PAW 5 - Jeff Tabaka, 7/19/97 at NO
Fewest Hits, CG (9-Inn.)	0	0 - Ian Snell, 5/15/05 vs. NOR 2 - MR: Jimmy Osting, 5/7/02 at PAW
Fewest Hits, CG	0	0 - Justin Wilson, 8/9/12 vs. CHA (8.0 inn.) 1 - MR: Ben Sheets, 7/14/00 (2) at TOL (7.0 inn)
Most Consecutive Strikeouts.....	13	13 - Ian Snell, 6/28/09 vs. TOL

10+ Strikeouts In A Game (By Most K)

6/28/09 vs. TOL - Ian Snell (17 K, 7.0 IP)	8/23/97 vs. LOU - Steve Parris (11 K, 9.0 IP)
4/28/98 vs. CHA - Steve Parris (16 K, 7.0 IP)	6/11/97 vs. OKC - Scott Kligenbeck (11 K, 8.0 IP)
7/1/06 at TOL - Oliver Perez (13 K, 7.0 IP)	8/17/17 at BUF - Tyler Glasnow (10 K, 6.2 IP)
7/30/17 vs. PAW - Tyler Glasnow (12 K, 6.1 IP)	6/19/17 vs. TOL - Drew Hutchison (10 K, 7.0 IP)
6/26/17 vs. DUR - Tyler Glasnow (12 K, 7.0 IP)	9/1/16 (2) vs. LOU - Trevor Williams (10 K, 6.1 IP)
6/27/09 vs. TOL - Tom Gorzelanny (12 K, 5.0 IP)	5/28/14 vs. BUF - Vance Worley (10 K, 8.0 IP)
6/17/07 at DUR - John Wasdin (12 K, 7.2 IP)	4/19/13 at LOU - Andy Oliver (10 K, 6.0 IP)
5/31/98 vs. RIC - Steve Parris (12 K, 8.0 IP)	8/29/11 at TOL - Nelson Figueroa (10 K, 9.0 IP)
5/8/97 vs. OMA - Brett Tomko (12 K, 6.1 IP)	5/17/10 at TOL - Brad Lincoln (10 K, 7.0 IP)
8/11/17 vs. SYR - Tyler Glasnow (11 K, 7.0 IP)	8/10/08 at ROC - Tom Gorzelanny (10 K, 5.2 IP)
7/20/17 at GWN - Tyler Glasnow (11 K, 6.0 IP)	6/16/07 at DUR - Shane Youman (10 K, 7.1 IP)
7/1/17 vs. LOU - Tyler Glasnow (11 K, 5.2 IP)	6/14/06 at ROC - Tom Gorzelanny (10 K, 7.0 IP)
6/20/17 vs. TOL - Tyler Glasnow (11 K, 5.0 IP)	8/14/04 at LOU - Travis Phelps (10 K, 7.0 IP)
5/14/16 at SWB - Jameson Taillon (11 K, 6.0 IP)	8/7/04 vs. CHA - Jorge De La Rosa (10 K, 6.0 IP)
5/07/16 vs. LOU - Tyler Glasnow (11 K, 7.0 IP)	7/17/04 vs. PAW - Adrian Hernandez (10 K, 7.0 IP)
4/27/16 at NOR - Steven Brault (11 K, 6.0 IP)	7/8/04 vs. OTT - Adrian Hernandez (10 K, 5.2 IP)
4/26/16 at DUR - Tyler Glasnow (11 K, 6.0 IP)	8/3/03 vs. DUR - Luis Martinez (10 K, 8.0 IP)
5/27/12 at LOU - Jeff Locke (11 K, 6.1 IP)	6/17/02 (1) at OTT - Jimmy Osting (10 K, 7.0 IP)
7/9/06 vs. TOL - Marty McLeary (11 K, 6.1 IP)	7/10/97 vs. NO - Giovanni Carrara (10 K, 7.0 IP)
5/3/05 at TOL - Zach Duke (11 K, 6.2 IP)	5/6/97 at IOW - Roger Salkeld (10 K, 6.0 IP)

**(Thru '05 MLBAM Data Tracking)*

VICTORY FIELD ERA RECORDS

Single-Season Team Batting

Team Batting	High	Year	Low	Year
Batting Average	.284	1999	.248	2002
Batting Average, Month (Not Incl. Sept.)*	.292	Aug. 2009	.224	July 2016
At-Bats	4,977	1999	4,689	2006
Runs	788	1999	526	2002
Hits	1,411	1999	1,170	2002
Doubles	299	2000, 1998	227	2015
Triples	45	2015, 2011	25	2003
Home Runs	160	1998	70	2015
HR, Home*	81	2005	24	2015
HR, Road*	76	2005	44	2012
HR, Month (Not Incl. Sept.)*	39	June 2005	8	April 2015
Grand Slams*	6	2007	(6x) 1	2017, '15, '14, '12, '09, '06
RBI	748	1999	493	2002
RBI, Month (Not Incl. Sept.)*	158	June 2005	75	April 2015
Total Bases	2,235	1999	1,744	2002
Walks	587	1998	369	2003
Strikeouts	1,135	2016	845	2004
Stolen Bases	198	2008	72	2001
Caught Stealing	80	2016, 2008	39	2001
On-Base Percentage	.354	1998	.316	2002
Slugging Percentage	.449	1999	.369	2015
Grounded into Double Play	132	1999	74	2004
Hit by Pitch	98	2007	24	2016
Sacrifice Bunts	77	2015	28	1999
Sacrifice Flies	51	2014, 1999	30	2006

Miscellaneous:

Consecutive Games Scoring 10+ Runs:..... (2x) 3, 5/31-6/2/13
 6/9-11/99
 Consecutive Games w/ HR:..... 17, 6/26-7/13/98

Single-Season Team Pitching

Team Pitching	High	Year	Low	Year
ERA	4.95	1999	3.09	2015
Complete Games	8	1997	0	2008
Shutouts	19	2016	5	2002
Saves	48	2006, 1997	27	2001
Innings Pitched	1,298.1	2013	1,241.1	2003
Hits Allowed	1,386	1999	1,119	2012
Runs Allowed	773	1999	500	2012
Earned Runs Allowed	696	1999	441	2015
Home Runs Allowed	145	2005	63	2015
Hit Batsmen	80	2010	34	2006
Walks Allowed	564	1998	393	2006
Strikeouts	1,153	2013	854	1999
Wild Pitches	90	1998	29	2002
Average Against	.283	1999	.233	2012

Miscellaneous:

Consecutive Shutouts.....2, MR: 7/13-14/17 vs. LOU
 Consecutive Shutout Innings*.....29.0, 4/27-30/12 at DUR
 Consecutive Games Allowing 10+ Runs:.....4, 8/8-11/98

**(Thru '05 MLBAM Data Tracking)*

Single-Season Individual Batting Records

Individual Batting	No.	Player	Year
Batting Average (Min. 2.7 PA/League Game).....	331	Roberto Petagine	1998
Batting Average, Month* (Min. 75 AB)	432	Brock Holt	Aug. 2012
Games	142	Matt Hague	2013
At-Bats	536	Matt Hague	2013
Runs	102	Damian Jackson	1998
Runs, Month*	28	Austin Meadows	May 2017
Hits	166	D.T. Cromer	1999
Hits, Month*	43	Josh Bell	June 2016
Singles	113	Matt Hague	2011
Doubles	37	(5x) MR: Matt Hague	2013
Triples	13	Starling Marte	2012
Home Runs	30	D.T. Cromer	1999
Home Runs, Month*	10	Michael Ryan/Brad Eldred	July 2007/July 2005
Grand Slams*	2	Josh Bell/Brandon Moss/Jose Hernandez	2016/2010/2007
Extra-Base Hits	71	D.T. Cromer	1999
Total Bases	301	D.T. Cromer	1999
RBI	109	Roberto Petagine	1998
RBI, Month*	31	Brandon Moss	July 2010
Walks	90	Max Moroff	2016
Strikeouts	131	Willy Garcia/Brian Bixler	2016/2007
Stolen Bases	45	Rajai Davis	2006
Stolen Bases, Month*	15	Felix Pie/Rajai Davis	May 2013/May 2007
Caught Stealing	19	Andrew McCutchen	2008
Slugging Percentage (Min. 2.7 PA/League Game).....	617	Roberto Petagine	1998
On-Base Percentage (Min. 2.7 PA/League Game).....	436	Roberto Petagine	1998
Sacrifice Flies	10	Neil Walker/Peter Zoccolillo	2008/2003
Sacrifice Hits	13	Gustavo Nunez	2015
Grounded Into Double Play.....	21	Willy Garcia	2016
Hit By Pitch.....	18	Luis Matos	2007

**(Thru '05 MLBAM Data Tracking)*

Indians Leadoff Home Runs (Since 2005)

4/8/17 vs. TOL - **Max Moroff**
 4/19/17 vs. DUR - **Max Moroff**
 4/27/17 (2) at PAW - **Christopher Bostick**

8/20/16 at LOU - **Alen Hanson**

5/30/15 vs. TOL - **Alen Hanson**

4/16/14 at LOU - **Chris Dickerson**
 6/6/14 at SYR - **Gregory Polanco**
 7/19/14 at COL - **Robert Andino**

6/2/13 at COL - **Chase d'Arnaud**
 6/15/13 at DUR - **Josh Harrison**

4/18/10 vs. TOL - **Neil Walker**
 8/6/10 (2) at DUR - **Kevin Melillo**
 8/16/10 vs. SYR - **Kevin Melillo**

4/21/09 at TOL - **Andrew McCutchen**
 5/31/09 vs. PAW - **Andrew McCutchen**
 7/6/09 vs. LOU - **Brian Bixler**
 7/7/09 at COL - **Brian Bixler**
 7/26/09 vs. BUF - **Brian Bixler**
 8/19/09 at LOU - **Jose Tabata**

4/7/08 at SYR - **Andrew McCutchen**
 8/8/08 at ROC - **Nyjer Morgan**

6/3/07 vs. CHA - **Rajai Davis**
 7/25/07 at COL - **Adam Boeve**

5/18/05 at PAW - **Chris Duffy**
 8/14/05 at NOR - **Ray Sadler**

Career Leaders:

- 3 - Brian Bixler
- 3 - Andrew McCutchen
- 2 - Alen Hanson
- 2 - Kevin Melillo
- 2 - Max Moroff



In 2017, Max Moroff became just the fourth Tribe player since 2005 to record multiple leadoff home runs in a single season. (Photo by Adam Pintar)

	VICTORY FIELD ERA RECORDS			
	Grand Slams (Since 2005)			
	Date	Player	Date	Player
ORGANIZATION	7/23/17 at GWN	Danny Ortiz	4/28/10 at PAW 6/24/10 vs. DUR 7/28/10 at SYR	Brian Myrow Brandon Moss Brandon Moss
	4/22/16 at LOU 6/30/16 at TOL 8/4/16 at COL 8/8/16 vs. TOL 8/15/16 vs. LOU	Josh Bell Pedro Florimon Danny Ortiz Josh Bell Alen Hanson	7/5/09 (2) vs. LOU	Brian Bixler
	5/26/15 at BUF	Gorkys Hernandez	4/17/08 vs. PAW 5/20/08 vs. LOU 6/12/08 at TOL 8/5/08 at BUF	Steve Pearce Neil Walker Ronny Paulino Michel Hernandez
	5/12/14 vs. NOR	Matt Hague	4/17/07 at NOR 5/24/07 at SWB 7/5/07 vs. NOR	Ryan Doumit Nick Green Yurendell de Caster
	5/11/13 vs. TOL 5/20/13 at PAW 6/11/13 vs. NOR 8/23/13 at ROC	Felix Pie Jerry Sands Brett Carroll Lucas May	7/15/07 at ROC 8/18/07 at CHA 8/25/07 vs. TOL	Brian Bixler Jose Hernandez Jose Hernandez
	5/27/12 at LOU	Starling Marte	8/28/06 at RICH	Craig Stansberry
	4/26/11 vs. NOR 5/27/11 at PAW 8/6/11 vs. TOL 8/29/11 at TOL	Jason Jaramillo Andy Marte Matt Hague Pedro Alvarez	5/10/05 vs. RICH 6/25/05 at TOL 7/10/05 vs. DUR 7/14/05 at CHA	Yurendell de Caster Nate McLouth Ty Wigginton Graham Koonce
	Back-to-Back Home Runs (Since 2005)			
	Date	Players		
2018 INDIANS	4/29/17 at SWB 6/18/17 at CHA 6/28/17 vs. DUR 8/21/17 vs. LOU	Elias Diaz/Jason Rogers (1st inn.) Eric Wood/Danny Ortiz (8th inn.) Eric Wood/Erich Weiss (4th inn.) Jacob Stallings/Erich Weiss (7th inn.)		
	4/20/16 vs. TOL 4/26/16 at DUR 8/2/16 at COL	Jason Rogers/Josh Bell (8th inn.) Willy Garcia/Pedro Florimon (9th inn.) Danny Ortiz/Gift Ngoepe (2nd inn.)		
	6/28/13 vs. ROC	Jared Goedert/Brett Carroll (4th inn.)		
	8/11/12 at COL 8/25/12 vs. COL	Yamaico Navarro/Tony Sanchez (4th inn.) Brandon Boggs/Yamaico Navarro (1st inn.)		
	4/20/10 vs. COL 6/12/10 at SWB 6/27/10 vs. TOL	Jose Tabata/Neil Walker (4th inn.) Pedro Alvarez/Jeff Clement (2nd inn.) Jeff Clement/Brian Myrow (2nd inn.)		
	4/25/09 at COL 5/8/09 at SYR 6/9/09 at BUF 6/22/09 (1) at SWB 8/25/09 vs. COL	Neil Walker/Jeff Salazar (2nd inn.) Steve Pearce/Neil Walker (6th inn.) Garrett Jones/Steve Pearce (4th inn.) Garrett Jones/Erik Kratz (2nd inn.) Tagg Bozied/Erik Kratz (3rd Inn.)		
	5/17/08 at LOU 6/5/08 vs. LHV 6/25/08 vs. BUF 7/20/08 at COL	Neil Walker/Craig Wilson (2nd inn.) Carlos Maldonado/Andrew McCutchen (8th inn.) Neil Walker/Steve Pearce (3rd inn.) Andrew McCutchen/Neil Walker (8th inn.)		
	5/14/07 vs. OTT 7/4/07 vs. LOU 7/5/07 vs. NOR	Chris Aguila/Michael Ryan (7th inn.) Brad Eldred/Russ Johnson (1st inn.) Michael Ryan/Brad Eldred (1st inn.)		
	5/4/05 at TOL 6/19/05 vs. BUF 7/14/05 at CHA	Cesar Cresso/Jose Castillo (3rd inn.) Ty Wigginton/Ronny Paulino (5th inn.) Ty Wigginton/Graham Koonce (1st inn.)		
	Back-to-Back Home Runs (Since 2005)			
	Date	Players		
2017 REVIEW	4/29/17 at SWB 6/18/17 at CHA 6/28/17 vs. DUR 8/21/17 vs. LOU	Elias Diaz/Jason Rogers (1st inn.) Eric Wood/Danny Ortiz (8th inn.) Eric Wood/Erich Weiss (4th inn.) Jacob Stallings/Erich Weiss (7th inn.)		
	4/20/16 vs. TOL 4/26/16 at DUR 8/2/16 at COL	Jason Rogers/Josh Bell (8th inn.) Willy Garcia/Pedro Florimon (9th inn.) Danny Ortiz/Gift Ngoepe (2nd inn.)		
	6/28/13 vs. ROC	Jared Goedert/Brett Carroll (4th inn.)		
	8/11/12 at COL 8/25/12 vs. COL	Yamaico Navarro/Tony Sanchez (4th inn.) Brandon Boggs/Yamaico Navarro (1st inn.)		
	4/20/10 vs. COL 6/12/10 at SWB 6/27/10 vs. TOL	Jose Tabata/Neil Walker (4th inn.) Pedro Alvarez/Jeff Clement (2nd inn.) Jeff Clement/Brian Myrow (2nd inn.)		
	4/25/09 at COL 5/8/09 at SYR 6/9/09 at BUF 6/22/09 (1) at SWB 8/25/09 vs. COL	Neil Walker/Jeff Salazar (2nd inn.) Steve Pearce/Neil Walker (6th inn.) Garrett Jones/Steve Pearce (4th inn.) Garrett Jones/Erik Kratz (2nd inn.) Tagg Bozied/Erik Kratz (3rd Inn.)		
	5/17/08 at LOU 6/5/08 vs. LHV 6/25/08 vs. BUF 7/20/08 at COL	Neil Walker/Craig Wilson (2nd inn.) Carlos Maldonado/Andrew McCutchen (8th inn.) Neil Walker/Steve Pearce (3rd inn.) Andrew McCutchen/Neil Walker (8th inn.)		
	5/14/07 vs. OTT 7/4/07 vs. LOU 7/5/07 vs. NOR	Chris Aguila/Michael Ryan (7th inn.) Brad Eldred/Russ Johnson (1st inn.) Michael Ryan/Brad Eldred (1st inn.)		
	5/4/05 at TOL 6/19/05 vs. BUF 7/14/05 at CHA	Cesar Cresso/Jose Castillo (3rd inn.) Ty Wigginton/Ronny Paulino (5th inn.) Ty Wigginton/Graham Koonce (1st inn.)		
	Back-to-Back Home Runs (Since 2005)			
	Date	Players		
IL & OPPONENTS	4/29/17 at SWB 6/18/17 at CHA 6/28/17 vs. DUR 8/21/17 vs. LOU	Elias Diaz/Jason Rogers (1st inn.) Eric Wood/Danny Ortiz (8th inn.) Eric Wood/Erich Weiss (4th inn.) Jacob Stallings/Erich Weiss (7th inn.)		
	4/20/16 vs. TOL 4/26/16 at DUR 8/2/16 at COL	Jason Rogers/Josh Bell (8th inn.) Willy Garcia/Pedro Florimon (9th inn.) Danny Ortiz/Gift Ngoepe (2nd inn.)		
	6/28/13 vs. ROC	Jared Goedert/Brett Carroll (4th inn.)		
	8/11/12 at COL 8/25/12 vs. COL	Yamaico Navarro/Tony Sanchez (4th inn.) Brandon Boggs/Yamaico Navarro (1st inn.)		
	4/20/10 vs. COL 6/12/10 at SWB 6/27/10 vs. TOL	Jose Tabata/Neil Walker (4th inn.) Pedro Alvarez/Jeff Clement (2nd inn.) Jeff Clement/Brian Myrow (2nd inn.)		
	4/25/09 at COL 5/8/09 at SYR 6/9/09 at BUF 6/22/09 (1) at SWB 8/25/09 vs. COL	Neil Walker/Jeff Salazar (2nd inn.) Steve Pearce/Neil Walker (6th inn.) Garrett Jones/Steve Pearce (4th inn.) Garrett Jones/Erik Kratz (2nd inn.) Tagg Bozied/Erik Kratz (3rd Inn.)		
	5/17/08 at LOU 6/5/08 vs. LHV 6/25/08 vs. BUF 7/20/08 at COL	Neil Walker/Craig Wilson (2nd inn.) Carlos Maldonado/Andrew McCutchen (8th inn.) Neil Walker/Steve Pearce (3rd inn.) Andrew McCutchen/Neil Walker (8th inn.)		
	5/14/07 vs. OTT 7/4/07 vs. LOU 7/5/07 vs. NOR	Chris Aguila/Michael Ryan (7th inn.) Brad Eldred/Russ Johnson (1st inn.) Michael Ryan/Brad Eldred (1st inn.)		
	5/4/05 at TOL 6/19/05 vs. BUF 7/14/05 at CHA	Cesar Cresso/Jose Castillo (3rd inn.) Ty Wigginton/Ronny Paulino (5th inn.) Ty Wigginton/Graham Koonce (1st inn.)		
	Back-to-Back Home Runs (Since 2005)			
	Date	Players		
PIRATES	4/29/17 at SWB 6/18/17 at CHA 6/28/17 vs. DUR 8/21/17 vs. LOU	Elias Diaz/Jason Rogers (1st inn.) Eric Wood/Danny Ortiz (8th inn.) Eric Wood/Erich Weiss (4th inn.) Jacob Stallings/Erich Weiss (7th inn.)		
	4/20/16 vs. TOL 4/26/16 at DUR 8/2/16 at COL	Jason Rogers/Josh Bell (8th inn.) Willy Garcia/Pedro Florimon (9th inn.) Danny Ortiz/Gift Ngoepe (2nd inn.)		
	6/28/13 vs. ROC	Jared Goedert/Brett Carroll (4th inn.)		
	8/11/12 at COL 8/25/12 vs. COL	Yamaico Navarro/Tony Sanchez (4th inn.) Brandon Boggs/Yamaico Navarro (1st inn.)		
	4/20/10 vs. COL 6/12/10 at SWB 6/27/10 vs. TOL	Jose Tabata/Neil Walker (4th inn.) Pedro Alvarez/Jeff Clement (2nd inn.) Jeff Clement/Brian Myrow (2nd inn.)		
	4/25/09 at COL 5/8/09 at SYR 6/9/09 at BUF 6/22/09 (1) at SWB 8/25/09 vs. COL	Neil Walker/Jeff Salazar (2nd inn.) Steve Pearce/Neil Walker (6th inn.) Garrett Jones/Steve Pearce (4th inn.) Garrett Jones/Erik Kratz (2nd inn.) Tagg Bozied/Erik Kratz (3rd Inn.)		
	5/17/08 at LOU 6/5/08 vs. LHV 6/25/08 vs. BUF 7/20/08 at COL	Neil Walker/Craig Wilson (2nd inn.) Carlos Maldonado/Andrew McCutchen (8th inn.) Neil Walker/Steve Pearce (3rd inn.) Andrew McCutchen/Neil Walker (8th inn.)		
	5/14/07 vs. OTT 7/4/07 vs. LOU 7/5/07 vs. NOR	Chris Aguila/Michael Ryan (7th inn.) Brad Eldred/Russ Johnson (1st inn.) Michael Ryan/Brad Eldred (1st inn.)		
	5/4/05 at TOL 6/19/05 vs. BUF 7/14/05 at CHA	Cesar Cresso/Jose Castillo (3rd inn.) Ty Wigginton/Ronny Paulino (5th inn.) Ty Wigginton/Graham Koonce (1st inn.)		
	Back-to-Back Home Runs (Since 2005)			
	Date	Players		
HISTORY	4/29/17 at SWB 6/18/17 at CHA 6/28/17 vs. DUR 8/21/17 vs. LOU	Elias Diaz/Jason Rogers (1st inn.) Eric Wood/Danny Ortiz (8th inn.) Eric Wood/Erich Weiss (4th inn.) Jacob Stallings/Erich Weiss (7th inn.)		
	4/20/16 vs. TOL 4/26/16 at DUR 8/2/16 at COL	Jason Rogers/Josh Bell (8th inn.) Willy Garcia/Pedro Florimon (9th inn.) Danny Ortiz/Gift Ngoepe (2nd inn.)		
	6/28/13 vs. ROC	Jared Goedert/Brett Carroll (4th inn.)		
	8/11/12 at COL 8/25/12 vs. COL	Yamaico Navarro/Tony Sanchez (4th inn.) Brandon Boggs/Yamaico Navarro (1st inn.)		
	4/20/10 vs. COL 6/12/10 at SWB 6/27/10 vs. TOL	Jose Tabata/Neil Walker (4th inn.) Pedro Alvarez/Jeff Clement (2nd inn.) Jeff Clement/Brian Myrow (2nd inn.)		
	4/25/09 at COL 5/8/09 at SYR 6/9/09 at BUF 6/22/09 (1) at SWB 8/25/09 vs. COL	Neil Walker/Jeff Salazar (2nd inn.) Steve Pearce/Neil Walker (6th inn.) Garrett Jones/Steve Pearce (4th inn.) Garrett Jones/Erik Kratz (2nd inn.) Tagg Bozied/Erik Kratz (3rd Inn.)		
	5/17/08 at LOU 6/5/08 vs. LHV 6/25/08 vs. BUF 7/20/08 at COL	Neil Walker/Craig Wilson (2nd inn.) Carlos Maldonado/Andrew McCutchen (8th inn.) Neil Walker/Steve Pearce (3rd inn.) Andrew McCutchen/Neil Walker (8th inn.)		
	5/14/07 vs. OTT 7/4/07 vs. LOU 7/5/07 vs. NOR	Chris Aguila/Michael Ryan (7th inn.) Brad Eldred/Russ Johnson (1st inn.) Michael Ryan/Brad Eldred (1st inn.)		
	5/4/05 at TOL 6/19/05 vs. BUF 7/14/05 at CHA	Cesar Cresso/Jose Castillo (3rd inn.) Ty Wigginton/Ronny Paulino (5th inn.) Ty Wigginton/Graham Koonce (1st inn.)		
	Back-to-Back Home Runs (Since 2005)			
	Date	Players		
GENERAL	4/29/17 at SWB 6/18/17 at CHA 6/28/17 vs. DUR 8/21/17 vs. LOU	Elias Diaz/Jason Rogers (1st inn.) Eric Wood/Danny Ortiz (8th inn.) Eric Wood/Erich Weiss (4th inn.) Jacob Stallings/Erich Weiss (7th inn.)		
	4/20/16 vs. TOL 4/26/16 at DUR 8/2/16 at COL	Jason Rogers/Josh Bell (8th inn.) Willy Garcia/Pedro Florimon (9th inn.) Danny Ortiz/Gift Ngoepe (2nd inn.)		
	6/28/13 vs. ROC	Jared Goedert/Brett Carroll (4th inn.)		
	8/11/12 at COL 8/25/12 vs. COL	Yamaico Navarro/Tony Sanchez (4th inn.) Brandon Boggs/Yamaico Navarro (1st inn.)		
	4/20/10 vs. COL 6/12/10 at SWB 6/27/10 vs. TOL	Jose Tabata/Neil Walker (4th inn.) Pedro Alvarez/Jeff Clement (2nd inn.) Jeff Clement/Brian Myrow (2nd inn.)		
	4/25/09 at COL 5/8/09 at SYR 6/9/09 at BUF 6/22/09 (1) at SWB 8/25/09 vs. COL	Neil Walker/Jeff Salazar (2nd inn.) Steve Pearce/Neil Walker (6th inn.) Garrett Jones/Steve Pearce (4th inn.) Garrett Jones/Erik Kratz (2nd inn.) Tagg Bozied/Erik Kratz (3rd Inn.)		
	5/17/08 at LOU 6/5/08 vs. LHV 6/25/08 vs. BUF 7/20/08 at COL	Neil Walker/Craig Wilson (2nd inn.) Carlos Maldonado/Andrew McCutchen (8th inn.) Neil Walker/Steve Pearce (3rd inn.) Andrew McCutchen/Neil Walker (8th inn.)		
	5/14/07 vs. OTT 7/4/07 vs. LOU 7/5/07 vs. NOR	Chris Aguila/Michael Ryan (7th inn.) Brad Eldred/Russ Johnson (1st inn.) Michael Ryan/Brad Eldred (1st inn.)		
	5/4/05 at TOL 6/19/05 vs. BUF 7/14/05 at CHA	Cesar Cresso/Jose Castillo (3rd inn.) Ty Wigginton/Ronny Paulino (5th inn.) Ty Wigginton/Graham Koonce (1st inn.)		

VICTORY FIELD ERA RECORDS

Single-Season Individual Pitching Records

Individual Pitching	No.	Player	Year
Wins	14	Horacio Estrada/Denny Harriger	2000/1999
Losses	14	Adam Wilk	2014
ERA (Min. 100 IP)	1.87	Tyler Glasnow	2016
Games	78	Mike Walker	1998
Games Started	29	Rodney Bolton	1998
Complete Games	3	Jimmy Osting/Horacio Estrada/Kirt Ojala	2002/2000/1996
Shutouts	2	Ben Hendrickson/Horacio Estrada	2004/2000
Saves	35	Bob Scanlan	2000
Innings Pitched	177.0	Rodney Bolton	1998
Hits Allowed	210	Tim Harikkala	2001
Runs Allowed	115	John Snyder	2001
Earned Runs Allowed	91	Tim Harikkala/John Snyder	2001
Home Runs Allowed	23	Tyler Eppler/Scott Kligenbeck/Travis Buckley	2017/1997/1996
Hit Batters	15	Sean Gallagher	2011
Walks Allowed	112	Andy Oliver	2013
Strikeouts	140	Tyler Glasnow	2017
Wild Pitches	18	Mike Remlinger	1996

Miscellaneous:

Consecutive Scoreless IP*	25.0	Scott Strickland	4/6-5/26/06
Consecutive Saves w/o Blown Save*	16	Chris Bootcheck	5/16-8/6/09

**(Thru '05 MLBAM Data Tracking)*

Indians Complete Games

Date	Opponent	Player
7/28/17 (1)	vs. PAW	Drew Hutchison (7.0 IP, 8 H, 5 R, 5 ER, 3 BB, 5 SO) - Loss, 5-0
8/10/17	vs. SYR	Nick Kingham (9.0 IP, 2 H, 1 R, 1 ER, 0 BB, 8 SO) - Win, 3-1
8/28/17 (1)	at LOU	Tyler Eppler (7.0 IP, 6 H, 1 R, 1 ER, 0 BB, 2 SO) - Win, 7-1
7/1/16 (1)	at TOL	Wilfredo Boscan (6.0 IP, 9 H, 5 R, 5 ER, 1 BB, 4 SO) - Loss, 5-3
4/28/15 (1)	at LOU	Casey Sadler (6.0 IP, 6 H, 3 R, 3 ER, 3 BB, 2 SO) - Loss, 3-2
5/15/15	vs. NOR	Casey Sadler (7.0 IP, 2 H, 1 R, 1 ER, 0 BB, 6 SO) - Win, 9-1
8/21/15	at CHA	Vance Worley (7.0 IP, 3 H, 1 R, 0 ER, 1 BB, 9 SO) - Win, 5-1
5/13/14	vs. PAW	Brandon Cumpston (6.0 IP, 7 H, 2 R, 2 ER, 4 BB, 1 SO) - Win, 6-2
5/19/14 (2)	at GWN	Casey Sadler (7.0 IP, 6 H, 3 R, 2 ER, 0 BB, 5 SO) - Win, 4-3
6/12/14	vs. DUR	A.J. Morris (9.0 IP, 6 H, 0 R, 0 ER, 1 BB, 7 SO) - Win, 4-0
7/6/14	vs. LHV	Adam Wilk (9.0 IP, 5 H, 0 R, 0 ER, 1 BB, 4 SO) - Win, 4-0
4/13/13 (1)	at COL	Kris Johnson (6.0 IP, 4 H, 2 R, 2 ER, 3 BB, 3 SO) - Loss, 2-1
7/25/13 (1)	at CHA	Stolmy Pimentel (6.0 IP, 6 H, 1 R, 1 ER, 0 BB, 3 SO) - Loss, 1-0
7/25/13 (2)	at CHA	Brandon Cumpston (6.0 IP, 9 H, 5 R, 4 ER, 2 BB, 2 SO) - Loss, 5-4
5/7/12	vs. LHV	Jo-Jo Reyes (9.0 IP, 3 H, 0 R, 0 ER, 1 BB, 8 SO) - Win, 4-0
7/13/12	vs. COL	Daniel Cabrera (9.0 IP, 6 H, 2 R, 2 ER, 2 BB, 2 SO) - Loss, 2-0
7/21/12 (1)	at TOL	Rudy Owens (6.0 IP, 6 H, 3 R, 3 ER, 2 BB, 4 SO) - Loss, 3-1
8/9/12	vs. CHA	Justin Wilson (8.0 IP, 0 H, 0 R, 0 ER, 1 BB, 5 SO) - Win, 3-0
8/29/11	at TOL	Nelson Figueroa (9.0 IP, 8 H, 1 R, 1 ER, 0 BB, 10 SO) - Win, 9-1
6/24/10	vs. DUR	Charlie Morton (9.0 IP, 2 H, 1 R, 1 ER, 1 BB, 4 SO) - Win, 9-1
5/2/09 (1)	vs. ROC	Tom Gorzelanny (7.0 IP, 8 H, 5 R, 2 ER, 0 BB, 4 SO) - Loss, 5-1
6/17/09 (1)	vs. GWN	Virgil Vasquez (7.0 IP, 5 H, 2 R, 1 ER, 1 BB, 2 SO) - Win, 3-2
7/3/09	at LOU	Tom Gorzelanny (8.0 IP, 5 H, 1 R, 0 ER, 0 BB, 5 SO) - Loss, 1-0
7/5/09 (1)	vs. LOU	Ian Snell (7.0 IP, 5 H, 0 R, 0 ER, 1 BB, 6 SO) - Win, 1-0
7/28/07	vs. CHA	Michael Tejera (9.0 IP, 6 H, 1 R, 1 ER, 1 BB, 2 SO) - Win, 7-1
8/27/07 (1)	vs. COL	Jon Van Benschoten (7.0 IP, 4 H, 0 R, 0 ER, 1 BB, 5 SO) - Win, 7-0

VICTORY FIELD ERA RECORDS

Indians Complete Games (cont.)

Date	Opponent	Player
8/5/06 (1)	at COL	Ryan Vogelsong (6.0 IP, 4 H, 3 R, 3 ER, 1 BB, 4 SO) - Loss, 3-1
8/12/06 (1)	at DUR	Ron Chiavacci (9.0 IP, 5 H, 0 R, 0 ER, 1 BB, 6 SO) - Win, 9-5
4/29/05	vs. COL	Cory Stewart (9.0 IP, 5 H, 3 R, 3 ER, 3 BB, 5 SO) - Loss, 3-2
5/15/05	vs. NOR	Ian Snell (9.0 IP, 0 H, 0 R, 0 ER, 1 BB, 9 SO) - Win, 4-0
6/7/05	at SWB	Bryan Bullington (8.0 IP, 6 H, 4 R, 2 ER, 1 BB, 3 SO) - Loss, 4-3
6/14/05 (1)	at ROC	Zach Duke (7.0 IP, 6 H, 3 R, 2 ER, 1 BB, 5 SO) - Win, 5-3
8/31/05 (1)	vs. TOL	Ian Snell (7.0 IP, 4 H, 1 R, 1 ER, 0 BB, 4 SO) - Loss, 1-0
6/14/04 (2)	at CHA	Pedro Liriano (6.0 IP, 6 H, 2 R, 2 ER, 2 BB, 5 SO) - Loss, 2-1
7/9/04	vs. OTT	Ben Hendrickson (5.0 IP, 4 H, 0 R, 0 ER, 2 BB, 1 SO) - Win, 3-0
7/31/04	at TOL	Wes Obermueller (8.0 IP, 6 H, 2 R, 1 ER, 2 BB, 5 SO) - Loss, 2-0
8/20/04	vs. LOU	Ben Hendrickson (9.0 IP, 2 H, 0 R, 0 ER, 1 BB, 6 SO) - Win, 1-0
6/23/03 (1)	at PAW	Glendon Rusch (7.0 IP, 3 H, 3 R, 3 ER, 1 BB, 5 SO) - Win, 4-3
8/6/03 (1)	at TOL	Pasqual Coco (6.0 IP, 6 H, 3 R, 3 ER, 1 BB, 2 SO) - Loss, 3-2
8/18/03 (1)	vs. TOL	Ben Ford (7.0 IP, 6 H, 1 R, 1 ER, 1 BB, 6 SO) - Win, 3-1
5/7/02	at PAW	Jimmy Osting (9.0 IP, 2 H, 1 R, 1 ER, 2 BB, 8 SO) - Win, 5-1
5/26/02	at BUF	Andrew Lorraine (8.0 IP, 5 H, 1 R, 1 ER, 2 BB, 3 SO) - Loss, 0-1
6/17/02 (1)	at OTT	Jimmy Osting (7.0 IP, 4 H, 0 R, 0 ER, 1 BB, 10 SO) - Win, 2-0
6/26/02	at DUR	Tim Harikkala (9.0 IP, 10 H, 4 R, 4 ER, 2 BB, 2 SO) - Win, 8-4
7/11/02 (1)	vs. CHA	Jimmy Osting (7.0 IP, 4 H, 2 R, 2 ER, 1 BB, 4 SO) - Loss, 2-0
7/20/02	at SYR	Andrew Lorraine (8.0 IP, 7 H, 3 R, 2 ER, 1 BB, 3 SO) - Loss, 3-1
5/24/01	at PAW	Tom Fordham (4.0 IP, 3 H, 3 R, 3 ER, 2 BB, 5 SO) - Loss, 3-1
7/18/01	vs. COL	Butch Henry (9.0 IP, 5 H, 3 R, 3 ER, 2 BB, 7 SO) - Win, 10-3
7/22/01	vs. TOL	Tim Harikkala (9.0 IP, 6 H, 1 R, 1 ER, 0 BB, 5 SO) - Win, 7-1
5/23/00 (1)	at SWB	Everett Stull (7.0 IP, 7 H, 0 R, 0 ER, 3 BB, 7 SO) - Win, 7-0
7/1/00	vs. PAW	Horacio Estrada (9.0 IP, 4 H, 2 R, 2 ER, 1 BB, 4 SO) - Win, 7-2
7/13/00 (1)	at TOL	Horacio Estrada (7.0 IP, 3 H, 0 R, 0 ER, 2 BB, 5 SO) - Win, 3-0
7/14/00 (2)	at TOL	Ben Sheets (7.0 IP, 1 H, 1 R, 0 ER, 0 BB, 8 SO) - Win, 2-1
7/28/00	at SYR	Rafael Roque (9.0 IP, 7 H, 0 R, 0 ER, 1 BB, 5 SO) - Win, 2-0
8/7/00	at LOU	Horacio Estrada (9.0 IP, 4 H, 0 R, 0 ER, 1 BB, 2 SO) - Win, 8-0
8/31/00	vs. LOU	Allen Levrault (9.0 IP, 2 H, 1 R, 1 ER, 0 BB, 9 SO) - Win, 5-1
5/27/99	at SWB	Giovanni Carrara (9.0 IP, 3 H, 0 R, 0 ER, 1 BB, 9 SO) - Win, 5-0
6/17/99 (1)	at DUR	Giovanni Carrara (6.0 IP, 8 H, 3 R, 3 ER, 2 BB, 3 SO) - Loss, 3-1
6/30/99	vs. LOU	Keith Glauber (9.0 IP, 4 H, 0 R, 0 ER, 0 BB, 8 SO) - Win, 3-0
8/15/99	vs. CHA	Denny Harriger (9.0 IP, 3 H, 1 R, 1 ER, 0 BB, 8 SO) - Win, 4-1
5/26/98	at SWB	Steve Parris (9.0 IP, 4 H, 0 R, 0 ER, 3 BB, 9 SO) - Win, 5-0
6/13/98 (2)	vs. OTT	Rod Bolton (7.0 IP, 4 H, 0 R, 0 ER, 2 BB, 5 SO) - Win, 3-0
7/30/98 (2)	at RICH	Mark Corey (6.0 IP, 4 H, 3 R, 3 ER, 3 BB, 2 SO) - Loss, 3-2
5/17/97	at BUF	Giovanni Carrara (8.0 IP, 3 H, 2 R, 1 ER, 3 BB, 7 SO) - Loss, 2-1
7/2/97	at NAS	Pedro Martinez (9.0 IP, 6 H, 0 R, 0 ER, 2 BB, 2 SO) - Win, 9-0
8/8/97 (1)	vs. NAS	Scott Klingenbeck (7.0 IP, 4 H, 2 R, 2 ER, 0 BB, 4 SO) - Win, 7-2
8/10/97 (1)	vs. NAS	Giovanni Carrara (7.0 IP, 11 H, 6 R, 5 ER, 1 BB, 2 SO) - Loss, 6-3
8/20/97 (1)	at NAS	Scott Klingenbeck (7.0 IP, 7 H, 3 R, 3 ER, 3 BB, 3 SO) - Win, 8-3
8/23/97	vs. LOU	Steve Parris (9.0 IP, 1 H, 0 R, 0 ER, 3 BB, 11 SO) - Win, 2-0
8/29/97	vs. LOU	Rod Bolton (9.0 IP, 4 H, 0 R, 0 ER, 0 BB, 3 SO) - Win, 2-0
9/1/97	at LOU	Jim Crowell (9.0 IP, 6 H, 0 R, 0 ER, 3 BB, 2 SO) - Win, 10-0
7/24/96 (1)	at NO	Travis Buckley (6.0 IP, 1 H, 1 R, 1 ER, 2 BB, 1 SO) - Loss, 1-0
7/26/96	at LOU	Giovanni Carrara (9.0 IP, 2 H, 0 R, 0 ER, 0 BB, 7 SO) - Win, 3-0
8/5/96	at NSH	Kirt Ojala (9.0 IP, 2 H, 2 R, 1 ER, 3 BB, 2 SO) - Win, 7-2
9/1/96	at LOU	Tim Pugh (9.0 IP, 2 H, 0 R, 0 ER, 2 BB, 5 SO) - Win, 3-0

VICTORY FIELD ERA RECORDS

Opponent Single-Game Team Batting Records

Team Batting	Record	Home/Road
Most Runs	21	21 - 4/24/98 vs. DUR 20 - 7/20/98 at ROC
Most Runs, Inning	13	11 - 7/28/08 vs. SYR (2nd inn.) 13 - 7/20/98 at ROC (3rd inn.)
Most Hits	23	23 - 5/9/14 vs. NOR 21 - 7/12/07 at ROC
Most Doubles	9	8 - 9/3/10 vs. LOU 9 - 7/26/03 at DUR
Most Triples	4	3 - 4/30/08 vs. COL 4 - 8/31/98 at TOL
Most Home Runs..... (3x) 6		4 - 7/26/17 vs. ROC 6/3/08 vs. LHV 6 - 6/21/15 at CHA 5/19/12 at BUF 7/28/05 at SYR
Most RBI	20	19 - 4/24/98 vs. DUR 20 - 7/20/98 at ROC
Most Stolen Bases	8	8 - 6/6/13 vs. DUR 5 - 7/8/12 at COL
Most Walks	14	14 - 7/6/09 vs. LOU 12 - 9/1/15 at COL
Most Strikeouts.....	20	19 - 7/30/17 vs. PAW 20 - 8/15/03(1) at CHA
Most Left on Base.....	19	16 - 4/18/02 vs. CHA 19 - 8/15/03 (1) at CHA

Opponent Single-Game Team Pitching Records

Team Pitching	Record	Home/Road
Most Runs Allowed	21	19 - 5/6/04 vs. CHA 21 - 7/6/17 at COL
Most Hits Allowed	(3x) 22	22 - 5/31/05 vs. LOU 7/23/01 vs. TOL 22 - 7/6/17 at COL
Most Home Runs Allowed..... (2x) 7		5 - 6/27/10 vs. TOL 7 - 7/6/17 at COL 7/3/97 at NAS
Most Hit Batters	6	4 - MR: 7/16/07 vs. SWB 6 - 7/17/09 at PAW
Most Walks Allowed	(2x) 13	11 - 7/5/00 (2) vs. NOR 8/12/97 vs. NAS 13 - 7/6/17 at COL 7/6/98 at LOU
Most Strikeouts.....	20	20 - 5/10/14 vs. NOR 17 - 6/12/05 at ROC 5/2/98 at COL
Most Wild Pitches	(2x) 5	5 - 7/13/17 vs. LOU 6/28/12 vs. TOL 3 - 6/19/11 at ROC

ORGANIZATION

2018 INDIANS

IL & OPPONENTS

2017 REVIEW

PIRATES

HISTORY

GENERAL

VICTORY FIELD ERA RECORDS

Opponent Single-Game Individual Batting Records

Individual Batting	Record	Home/Road
Most At-Bats	8	7 - Several Times 8 - Gload, Burke, Nunez, 8/15/03 (1) at CHA
Most Runs	(2x) 5	5 - Patt Lennon, 5/16/00 vs. OTT 5 - Brent Abernathy, 6/19/04 at BUF
Most Hits	6	6 - Larry Bigbie, 5/6/02 vs. ROC 5 - MR: Dustin Fowler, 4/30/17 at SWB
Most Doubles	4	3 - Several Times 4 - Joe Crede, 5/10/01 at CHA
Most Triples	3	2 - Several Times 3 - Henry Mateo, 6/9/01 at OTT
Most Home Runs.....	(3x) 3	3 - Austin Kearns, 7/5/05 vs. LOU Russell Branyan, 7/22/99 vs. BUF 3 - Valentino Pascucci, 6/18/10 at BUF
Most RBI.....	9	9 - Scott McClain, 4/24/98 vs. DUR 8 - Freddy Garcia, 7/27/00 at PAW
Most Stolen Bases	(3x) 4	4 - Rich Thompson, 6/6/13 vs. DUR Anton French, 5/15/03 vs. PAW 4 - Freddy Guzman, 7/30/08 at TOL
Most Walks	5	5 - Drew Stubbs, 7/6/09 vs. LOU 4 - MR: Mitch Garver, 5/27/17 at ROC
Most Strikeouts.....	5	5 - Francisco Arcia, 6/2/14 vs. SWB 4 - MR: Nellie Rodriguez, 5/7/17 at COL

Opponent Single-Game Individual Pitching Records

Individual Pitching	Record	Home/Road
Most Hits Allowed	16	15 - Mike Maroth, 7/23/01 vs. TOL 16 - Joe Martinez, 5/31/13 at COL
Most Runs Allowed	(5x) 11	11 - MR: Ben Hendrickson, 8/17/08 vs. DUR 11 - MR: Jason Olsen, 6/11/99 (2) at CHA
Most ER Allowed	(3x) 11	11 - Ben Hendrickson, 8/17/08 vs. DUR Felipe Lira, 8/20/99 vs. TOL 11 - Rich Pratt, 7/3/97 at NSH
Most Hit Batters	(3x) 4	3 - MR: Matt Maloney, 4/22/08 vs. LOU 4 - Charlie Zink, 7/17/09 at PAW Ryan Drese, 6/27/01 at BUF Willie Banks, 5/31/01 at SYR
Most Walks Allowed	8	8 - Mike Bertotti, 8/12/97 vs. NAS 8 - Dontrelle Willis, 8/30/09 at TOL
Most Strikeouts.....	(2x) 14	14 - Matt Andriese, 5/3/16 vs. DUR Rick Helling, 7/11/96 vs. OKC# 13 - Boof Bonser, 6/12/05 at ROC
Most Wild Pitches	5	5 - Andy Oliver, 6/28/12 vs. TOL 2 - Several Times

#First Game at Victory Field

VICTORY FIELD ERA RECORDS

Win/Loss Team Records

Team Win/Loss	High (record)	Year	Low (record)	Year
Wins	89 (89-55)	2012	64 (64-78)	2003
Wins (Home)	49 (49-23)	1997	35 (35-37/35-38)	2003/2002
Wins (Road)	43 (43-29)	2000	25 (25-47)	2001
Wins (Month, Not Incl. Sept.)	23 (23-10)	Aug. 1997	7 (7-15/7-17)	April 2017/April 2011
Losses	78 (66-78/64-78/66-78)	2004/2003/2001	55 (89-55)	2012
Losses (Home)	38 (35-38)	2002	23 (49-23)	1997
Losses (Road)	47 (25-47)	2001	29 (43-29)	2000
Losses (Month, Not Inc. Sept.)	23 (8-23)	July 2004	6 (13-6/12-6)	April 2004/April 1998

Win/Loss Team Streaks

Longest Winning Streaks

14	7/28-8/9/97
8 (2x)	5/16-21/17
	6/27-7/4/12
7 (6x)	MR: 6/5-11/15

Longest Losing Streaks

13	7/10-24(1)/04
10	8/6(2)-16/98
8	6/29-7/5/10
7	(5x) MR: 5/4-10/14

Wins, Start Season	5 (2x) - 4/4-8(1)/14 4/6-10/00
Wins, Home	9 (2x) - 4/25-5/12/13 6/9-20/97
Wins, Road	12 - 5/25(2)-6/24/03

Losses, Start Season	4 - 4/7-10/11
Losses, Home	9 (2x) - 7/1-22/10 5/5-22/02
Losses, Road	8 (3x) - MR: 6/27-7/14/07

Longest Games

Longest Games (Time)

6:20	8/15/03 (1) at CHA (18 inn.)
5:32 (:19 delay)	7/10/13 at COL (16 inn.)
4:57	4/26/10 at LOU (15 inn.)
4:46	7/2/12 at LOU (14 inn.)
4:42	6/9/13 vs. NOR (13 inn.)

Longest Games (Innings)

18 innings	8/15/03 (1) at CHA
16 innings	9/4/09 vs. LOU
16 innings (:19 delay)	7/10/13 at COL
15 innings	(3x) MR: 5/24/12 vs. LOU

Top 10 Longest Games (Time) — Home

4:42	6/9/13 vs. NOR (13 inn.)
4:41	5/12/12 vs. NOR (14 inn.)
4:35	7/19/01 vs. COL (12 inn.)
4:33	6/4/13 vs. DUR (13 inn.)
4:33	5/24/12 vs. LOU (15 inn.)
4:19	8/1/15 vs. CHA (13 inn.)
4:19	4/12/09 vs. TOL (14 inn.)
4:18	4/19/06 vs. OTT (15 inn.)
4:17	5/10/14 vs. NOR (12 inn.)
4:17	6/24/06 vs. RIC (12 inn.)

Top 10 Longest Games (Innings) — Home

16 innings	9/4/09 vs. LOU
15 innings	5/24/12 vs. LOU
15 innings	4/19/06 vs. OTT
14 innings	5/12/12 vs. NOR
14 innings	4/12/09 vs. TOL
14 innings	4/21/01 vs. RIC
13 innings	(14x) MR: 8/24/15 vs. LOU

Top 10 Longest Games (Time) — Road

6:20	8/15/03 (1) at CHA (18 inn.)
5:32 (:19 delay)	7/10/13 at COL (16 inn.)
4:57	4/26/10 at LOU (15 inn.)
4:46	7/2/12 at LOU (14 inn.)
4:41	6/8/12 at PAW (13 inn.)
4:32	6/3/16 at TOL (13 inn.)
4:24	4/18/98 at CHA (14 inn.)
4:22	7/23/12 at TOL (14 inn.)
4:18	6/21/16 at GWN (12 inn.)
4:15	8/27/99 at COL (13 inn.)

Top 10 Longest Games (Innings) — Road

18 innings	8/15/03 (1) at CHA
16 innings (:19 delay)	7/10/13 at COL
15 innings	4/26/10 at LOU
14 innings	7/23/12 at TOL
14 innings	7/2/12 at LOU
14 innings	6/16/01 at ROC
14 innings	7/3/00 at LOU
14 innings	4/18/98 at CHA
14 innings	6/15/97 at NO
13 innings	(11x) MR: 8/20/17 at SYR

Longest Game (Time) — 9.0 Innings

3:58 (:54 delay)	7/21/06 at RIC
------------------	----------------

VICTORY FIELD ERA RECORDS

Shortest Games

Shortest Games (Time)

1:19 (1:44 delay)	7/12/08 vs. TOL (5 inn.)
1:19	7/9/04 vs. OTT (5 inn.)
1:25	5/24/01 at PAW (5 inn.)
1:30	7/11/02 (2) vs. CHA (7 inn.)
1:31	7/24/96 (1) at NO (7 inn.)

Shortest Games (Innings)

5 innings (1:44 delay)	7/12/08 vs. TOL
5 innings	7/9/04 vs. OTT
5 innings	5/24/01 at PAW
5 innings	8/16/98 at DUR
6 innings (1:17 delay)	(4x) MR: 7/8/10 at COL

Top 10 Shortest Games (Time) — Home

1:19	7/12/08 vs. TOL (5 inn.)
1:19	7/9/04 vs. OTT (5 inn.)
1:30	7/11/02 (2) vs. CHA (7 inn.)
1:38	6/17/00 (1) vs. SYR (7 inn.)
1:41	8/31/05 (1) vs. TOL (8 inn.)
1:43	4/18/01 (1) vs. LOU (7 inn.)
1:43	8/8/97 (1) vs. NAS (7 inn.)
1:44	6/13/98 (2) vs. OTT (7 inn.)
1:46	7/5/09 (1) vs. LOU (7 inn.)
1:47	(3x) MR: 5/2/09 (1) vs. ROC (7 inn.)

Top 10 Shortest Games (Innings) — Home

5 innings (1:44 delay)	7/12/08 vs. TOL
5 innings	7/9/04 vs. OTT
6 innings	5/21/99 vs. PAW
7 innings	(Many) MR: 7/28/17 (2) vs. PAW*

Top 10 Shortest Games (Innings) — Road

5 innings	5/24/01 at PAW
5 innings	8/16/98 at DUR
6 innings	7/7/04 at SYR
6 innings	8/18/01 at TOL
6 innings (1:17 delay)	7/8/10 at COL
7 innings	(Many) MR: 8/28/17 (1) at LOU

Top 10 Shortest Games (Time) — Road

1:25	5/24/01 at PAW (5 inn.)
1:31	7/24/96 (1) at NO (7 inn.)
1:32	6/17/02 (1) at OTT (7 inn.)
1:33	7/23/04 (1) at RIC (7 inn.)
1:33	8/16/98 at DUR (5 inn.)
1:35	7/14/00 (2) at TOL (7 inn.)
1:36	6/3/97 (1) at BUF (7 inn.)
1:40	(4x) MR: 7/25/13 (1) at CHA (7 inn.)

*Indians Played as Away Team

SHORTEST GAMES OF THE VICTORY FIELD ERA

Each of the Tribe's top 10 shortest games (time), both home and away, have occurred in contests lasting less than 9.0 innings. However, dating back to the beginning of the Victory Field Era (1996), the Indians all-time shortest 9.0-inning home game clocks in at 1:49 on 5/13/98 vs. Pawtucket, while the shortest road contests spanned a time frame of 1:56 (twice), with the most recent occurrence on 5/13/04 at Rochester.

Holiday Records

Cinco de Mayo

Date	Opponent	Score	Att.
5/5/17	at COL (PPD)		
5/5/16	DNP		
5/5/15	vs. ROC	L, 15-10	5,070
5/5/14	at SWB	L, 7-6	3,930
5/5/13	at LHV	L, 5-4	10,100
5/5/12	vs. LOU	W, 4-0	7,816
5/5/11	at NOR	W, 9-1	4,006
5/5/10	DNP		
5/5/09	vs. SWB	W, 3-1	4,022
5/5/08	at RIC	L, 3-2	1,792
5/5/07	vs. LOU	W, 8-5	7,561
5/5/06	at DUR	L, 6-1	8,734
5/5/05	at COL	W, 5-2	4,581
5/5/04	vs. CHA	L, 4-1	4,624
5/5/03	at NOR	L, 4-1	3,442
5/5/02	vs. ROC	L, 10-7	7,420
5/5/01	vs. ROC	L, 3-1	10,009
5/5/00	vs. LOU	W, 7-3	8,202
5/5/99	at LOU	W, 9-5	2,933
5/5/98	at TOL (DH)	L, 2-1W, 3-1	1,975
5/5/97	at IOW	L, 4-0	3,418
5/5/96	at IOW	W, 6-4	8,643

Overall Record: 9-11

Mother's Day

Date	Opponent	Score	Att.
5/14/17	vs. NOR	W, 5-4 (11)	9,001
5/8/16	vs. LOU	L, 5-4	5,952
5/10/15	at SWB	W, 2-1	4,035
5/11/14	vs. NOR	W, 5-2	7,288
5/12/13	vs. TOL	W, 8-2	6,595
5/13/12	vs. NOR	L, 2-0	6,241
5/8/11	at NOR	W, 6-2	3,857
5/9/10	vs. BUF	W, 5-4	6,609
5/10/09	at SYR	L, 12-2	3,019
5/11/08	vs. SWB (PPD)		
5/13/07	vs. OTT	W, 5-3	7,033
5/14/06	vs. DUR	W, 8-1	3,542
5/8/05	at COL	L, 9-0	4,222
5/9/04	at OTT	W, 7-2	1,461
5/11/03	vs. BUF	L, 13-8	5,575
5/12/02	at SWB (PPD)		
5/13/01	at DUR	L, 6-5	6,196
5/14/00	vs. OTT	L, 7-5	7,163
5/9/99	vs. OTT	W, 7-4	8,224
5/10/98	at LOU	L, 5-4	3,130
5/11/97	vs. OMA	W, 14-5	9,638
5/12/96	vs. NAS	W, 5-2	4,223

Overall Record: 12-8

Memorial Day

Date	Opponent	Score	Att.
5/29/17	at ROC	L, 5-3	9,593
5/30/16	vs. ROC	L, 7-0	10,985
5/25/15	at BUF	W, 8-4	5,602
5/26/14	vs. BUF	L, 6-2	9,256
5/27/13	vs. PAW	L, 9-1	8,942
5/28/12	vs. DUR	W, 7-4	7,644
5/30/11	vs. SWB	W, 8-5	8,063
5/31/10	at GWN	L, 4-3	5,192
5/25/09	at GWN	W, 5-2	3,841
5/26/08	at LHV	L, 4-2	6,520
5/28/07	vs. BUF	W, 2-1	6,635
5/29/06	at SYR	W, 8-4	4,622
5/30/05	vs. LOU	L, 5-1	8,803
5/31/04	at SWB	W, 2-1	3,451
5/26/03	vs. ROC	L, 6-4	6,833
5/27/02	DNP		
5/28/01	at SYR	L, 2-1	3,998
5/29/00	at ROC	W, 2-1	6,561
5/31/99	at PAW	L, 9-5	5,691
5/25/98	at SWB	W, 5-4	4,328
5/26/97	vs. BUF (PPD)		
5/27/96	DNP		

Overall Record: 9-10

VICTORY FIELD ERA RECORDS

Holiday Records (cont.)

Father's Day				Fourth of July				Labor Day			
Date	Opponent	Score	Att.	Date	Opponent	Score	Att.	Date	Opponent	Score	Att.
6/18/17	at CHA	W, 12-11	9,111	7/4/17	vs. COL	L, 1-0	14,366	9/4/17	at TOL	L, 7-4	10,500
6/19/16	at CHA	W, 6-3	10,223	7/4/16	vs. LOU	L, 11-3	14,438	9/5/16	at LOU	L, 4-1	7,203
6/21/15	at CHA	L, 13-1	9,113	7/4/15	vs. LOU	L, 9-2	14,414	9/7/15	at LOU	L, 3-2	6,496
6/15/14	vs. GWN	W, 9-4	14,018	7/4/14	vs. LOU	L, 7-6 (11)	14,303	9/1/14	at LOU	L, 4-3	9,876
6/16/13	at DUR	L, 5-2	9,077	7/4/13	vs. LOU	W, 4-0	14,741	9/2/13	at LOU	L, 7-5	7,898
6/17/12	at CHA	W, 2-1	4,396	7/4/12	vs. LOU	W, 6-1	14,504	9/3/12	at LOU	W, 2-0	8,185
6/19/11	at ROC	W, 8-3	9,367	7/4/11	vs. TOL	L, 2-1	14,333	9/5/11	at LOU	L, 5-2	8,463
6/20/10	at BUF	W, 7-3	11,578	7/4/10	vs. LOU	L, 4-2	15,011	9/6/10	at LOU	L, 6-3	8,251
6/21/09	at SWB (PPD)			7/4/09	vs. LOU (PPD)			9/7/09	at LOU	W, 4-2	8,375
6/15/08	at COL	L, 4-2	7,617	7/4/08	vs. LOU	L, 4-2	15,123	9/1/08	at LOU	W, 5-2	9,465
6/17/07	at DUR	L, 7-3	8,460	7/4/07	vs. LOU	W, 4-3	14,931	9/3/07	at LOU	L, 8-2	8,008
6/18/06	at BUF	W, 6-5	10,122	7/4/06	vs. COL	W, 5-3	15,606	9/4/06	at LOU	W, 5-1	9,982
6/19/05	vs. BUF	W, 10-7	12,767	7/4/05	vs. LOU	L, 4-2	15,649	9/5/05	at TOL	L, 4-3	8,592
6/20/04	at BUF	W, 4-2	8,286	7/4/04	vs. LOU	W, 2-1	16,062	9/6/04	at LOU	L, 7-6	9,413
6/15/03	vs. SWB	L, 5-3	14,569	7/4/03	vs. LOU	L, 3-1	15,852	9/1/03	at TOL (CXL)		
6/16/02	at OTT (PPD)			7/4/02	vs. LOU	W, 12-4	15,983	9/2/02	at LOU	L, 10-5	13,131
6/17/01	at ROC	L, 9-0	8,038	7/4/01	vs. OTT	W, 3-2	15,864	9/3/01	at LOU	L, 3-2	10,985
6/18/00	vs. SYR	L, 5-1	9,350	7/4/00	vs. LOU	W, 7-2	15,880	9/4/00	at LOU	W, 4-3	10,340
6/20/99	vs. ROC	W, 12-1	11,102	7/4/99	vs. SYR	W, 8-6	15,609	9/6/99	at LOU	W, 8-3	6,133
6/21/98	vs. ROC	W, 6-4	11,491	7/4/98	vs. LOU	W, 5-3	15,683	9/7/98	at LOU	W, 6-3	4,429
6/15/97	at NO	L, 2-1	8,711	7/4/97	vs. BUF	L, 6-2	15,648	9/1/97	at LOU	W, 10-0	5,282
6/16/96	vs. OKC	W, 9-1	6,552	7/4/96	at BUF	L, 11-4	20,050	9/2/96	at LOU	L, 3-2	9,184
Overall Record: 12-8				Overall Record: 10-11				Overall Record: 8-13			

Margins of Victory/Defeat

Largest Margins of Victory

20.....	21-1, 7/6/17 at COL
16.....	17-1, 7/22/13 at CHA
16.....	16-0, 6/11/12 vs. ROC
16.....	19-3, 5/6/04 vs. CHA
16.....	18-2, 6/23/97 vs. IOW

Largest Margins of Defeat

16.....	17-1, 8/5/03 vs. COL
15.....	16-1, 8/9/07 at LOU
14.....	15-1, 7/6/09 vs. LOU
14.....	17-3, 6/2/08 vs. TOL
14.....	15-1, 6/10/02 at COL

Top 10 Largest Margins of Victory — Home

16.....	16-0, 6/11/12 vs. ROC
16.....	19-3, 5/6/04 vs. CHA
16.....	18-2, 6/23/97 vs. IOW
14.....	15-1, 5/31/05 vs. LOU
13.....	13-0, 7/19/05 vs. SYR
12.....	14-2, 7/10/14 (2) vs. COL
12.....	15-3, 6/27/10 vs. TOL
12.....	13-1, 8/28/04 vs. COL
12.....	14-2, 8/10/01 vs. RIC
11.....	(5x) MR: 13-2, 6/2/11 vs. SWB

Top 10 Largest Margins of Defeat — Home

16.....	17-1, 8/5/03 vs. COL
14.....	15-1, 7/6/09 vs. LOU
14.....	17-3, 6/2/08 vs. TOL
13.....	14-1, 7/28/08 vs. SYR
12.....	17-5, 4/18/08 vs. PAW
12.....	13-1, 7/22/07 vs. DUR
12.....	13-1, 6/1/00 vs. SWB
12.....	13-1, 8/2/99 vs. RIC
11.....	(6x) MR: 16-5, 4/9/09 vs. TOL
10.....	(7x) MR: 12-2, 8/7/12 vs. CHA

Top 10 Largest Margins of Victory — Road

20.....	21-1, 7/6/17 at COL
14.....	16-2, 5/30/06 at SYR
13.....	16-3, 7/15/07 at ROC
12.....	13-1, 4/22/16 at LOU
12.....	13-1, 8/2/12 at SWB
12.....	12-0, 8/29/09 at TOL
12.....	18-6, 5/19/98 at PAW
11.....	(12x) MR: 12-1, 4/25/16 at DUR
10.....	(13x) MR: 13-3, 9/3/17 at TOL

Top 10 Largest Margins of Defeat — Road

15.....	16-1, 8/9/07 at LOU
14.....	15-1, 6/10/02 at COL
13.....	15-2, 6/9/11 at BUF
13.....	17-4, 4/8/10 at COL
13.....	16-3, 7/28/05 at SYR
13.....	15-2, 7/28/01 at SWB
13.....	16-3, 7/10/99 at COL
13.....	20-7, 7/20/98 at ROC
12.....	(4x) MR: 13-1, 6/21/15 at CHA

Largest Crowds

Top 10 Largest Home Crowds

16,168.....	7/22/00 vs. COL
16,087.....	5/30/98 vs. BUF
16,084.....	8/30/97 vs. LOU
16,068.....	8/30/03 vs. COL
16,062.....	7/4/04 vs. LOU
15,983.....	7/4/02 vs. LOU
15,898.....	6/19/99 vs. ROC
15,880.....	7/4/00 vs. LOU
15,864.....	7/4/01 vs. OTT
15,861.....	8/21/99 vs. TOL

Top 10 Largest Opponent Crowds

28,540.....	7/26/97 at LOU
20,050.....	7/4/96 at BUF
17,080.....	6/29/01 at BUF
16,705.....	4/3/97 at LOU
16,346.....	7/5/96 at BUF
15,491.....	9/1/96 at LOU
15,221.....	6/8/09 at BUF
15,187.....	4/8/96 at BUF
15,051.....	7/7/96 at BUF
14,818.....	8/15/97 at BUF

VICTORY FIELD ERA RECORDS

Opening Day Lineups/Results

Win/Loss Record: 10-11 | Home: 6-5 Road: 4-6

Current Streak: W1 (Since 2017)

1997	
Curtis Goodwin	CF
Pokey Reese	SS
Tim Belk	1B
Brian Hunter	RF
Glenn Murray	LF
Paul Bako	C
Aaron Boone	3B
Billy Hall	2B
Roger Salkeld	P
IND at LOU L, 10-3	

1998	
Damian Jackson	SS
Kevin Baez	3B
Roberto Petagine	1B
Glenn Murray	DH
Chad Mottola	RF
Ozzie Timmons	LF
Jason Williams	2B
Steve Gibralter	CF
Tim Marx	C
Rod Bolton	P
TOL at IND W, 3-0	

1999	
Damian Hardtke	2B
Jeff Branson	SS
Carlos Baerga	3B
Rod McCall	DH
Jason LaRue	C
D.T. Cromer	1B
Darrell Whitmore	LF
Damon Hollins	RF
Mike Frank	CF
Denny Neagle	P
TOL at IND W, 9-7	

2000	
Santiago Perez	SS
Lou Collier	CF
Jose Fernandez	3B
Kurt Bierek	1B
Brad Tyler	LF
Scott Krause	RF
Raul Casanova	C
Norberto Martin	2B
Horacio Estrada	P
IND at RIC W, 5-2	

2001	
Elvis Pena	SS
Lou Collier	CF
Mark Sweeney	DH
Mike Coolbaugh	3B
Brian Leshner	LF
Kevin Barker	RF
Kevin Brown	C
Brant Brown	1B
Marco Scutaro	2B
John Snyder	P
TOL at IND W, 6-5	

2002	
Ryan Christenson	CF
Jon Zuber	1B
Ryan Thompson	LF
Israel Alcantara	DH
Midre Cummings	RF
Rob Sasser	3B
Marcus Jensen	C
Dionys Cesar	2B
Bill Hall	SS
Jimmy Osting	P
COL at IND L, 4-1	

2003	
Mark Budzinski	CF
Bill Hall	2B
Lee Stevens	DH
Cody McKay	C
Brady Clark	LF
Joe Lawrence	RF
Wilton Veras	3B
Steve Scarborough	SS
Jamey Wright	P
IND at COL W, 8-2	

2004	
Matt Erickson	2B
Chris Magruder	LF
Dave Krynzel	CF
Chris Coste	3B
Jeff Liefer	1B
Corey Hart	RF
Mark Johnson	C
J.J. Hardy	SS
Victor Santos	P
IND at NOR W, 2-1	

2005	
Rich Thompson	CF
Edwards Guzman	DH
Nate McLouth	LF
Graham Koonce	1B
Ryan Doumit	C
Yurendell De Caster	3B
Ray Sadler	RF
Jorge Velandia	SS
Shaun Skrehot	2B
Zach Duke	P
PAW at IND W, 7-5	

2006	
Rajai Davis	CF
Mike Edwards	DH
Jose Bautista	3B
Brad Eldred	1B
Ronny Paulino	C
Yurendell de Caster	RF
Ray Sadler	LF
Jason Alfaro	2B
J.J. Furmaniak	SS
Tom Gorzelanny	P
IND at PAW L, 3-2	

2007	
Nyjer Morgan	CF
Freddy Sanchez	2B
Rajai Davis	LF
Russ Johnson	3B
Yurendell DeCaster	1B
Luis Matos	RF
Brian Bixler	SS
Carlos Maldonado	C
Sean Burnett	P
COL at IND W, 6-1	

2008	
Andrew McCutchen	CF
Brian Bixler	SS
Matt Kata	2B
Steve Pearce	RF
Adam Boeve	1B
Neil Walker	3B
Kevin Thompson	LF
Josh Wilson	DH
Raul Chavez	C
Bryan Bullington	P
IND at PAW L, 3-0	

2009	
Andrew McCutchen	CF
Brian Bixler	SS
Jeff Salazar	LF
Garrett Jones	RF
Neil Walker	3B
Steve Pearce	1B
Larry Broadway	DH
Andy Phillips	2B
Erik Kratz	C
Jason Davis	P
TOL at IND L, 16-5	

2010	
Jose Tabata	CF
Brandon Jones	RF
Pedro Alvarez	3B
Steve Pearce	1B
Neil Walker	LF
Brandon Moss	DH
Erik Kratz	C
Brian Friday	2B
Argenis Diaz	SS
Kevin Hart	P
IND at COL L, 17-4	

2011	
Gorkys Hernandez	CF
Pedro Ciriaco	SS
Alex Presley	LF
Matt Hague	1B
Andrew Lambo	RF
Chase d'Arnaud	2B
Josh Harrison	3B
Dusty Brown	C
Brian Friday	DH
Brian Burres	P
COL at IND L, 4-3	

2012	
Chase d'Arnaud	SS
Jordy Mercer	2B
Starling Marte	CF
Nick Evans	3B
Jeff Clement	1B
Jeremy Farrell	DH
Brandon Boggs	RF
Eric Fryer	C
Gorkys Hernandez	LF
Justin Wilson	P
IND at TOL L, 5-1	

2013	
Alex Presley	CF
Jordy Mercer	SS
Felix Pie	LF
Jerry Sands	RF
Brandon Inge	DH
Matt Hague	1B
Jared Goedert	3B
Tony Sanchez	C
Ivan De Jesus	2B
Andy Oliver	P
COL at IND L, 4-3	

2014	
Jaff Decker	CF
Robert Andino	SS
Gregory Polanco	RF
Chris McGuiness	1B
Matt Hague	DH
Brent Morel	3B
Chase d'Arnaud	CF
Michael Martinez	2B
Carlos Paulino	C
Casey Sadler	P
IND at COL W, 2-1	

2015	
Allen Hanson	2B
Steve Lombardozzi	DH
Jose Tabata	RF
Hunter Morris	1B
Brent Morel	3B
Jaff Decker	LF
Elias Diaz	C
Gorkys Hernandez	CF
Gustavo Nunez	SS
Nick Kingham	P
IND vs COL L, 4-0	

2016	
Allen Hanson	2B
Max Moroff	3B
Josh Bell	1B
Jason Rogers	DH
Danny Ortiz	LF
Willy Garcia	RF
Jacob Stallings	C
Gift Ngoepe	SS
Antoan Richardson	CF
Tyler Glasnow	P
IND at COL L, 1-0	

2017	
Max Moroff	2B
Gift Ngoepe	SS
Austin Meadows	CF
Jose Osuna	1B
Elias Diaz	C
Danny Ortiz	RF
Eric Wood	3B
Jason Rogers	DH
Christopher Bostick	LF
Steven Brault	P
TOL at IND W, 7-4	

ORGANIZATION

2018 OPPONENTS

IL & OPPONENTS

2017 REVIEW

PIRATES

HISTORY

GENERAL

VICTORY FIELD PLAYOFF RESULTS

American Association Playoffs - 1996

AA East Division Finals (1996)

Manager (Affiliate): Dave Miley (Cincinnati)

Date	Opp.	Final	W. Pitcher	L. Pitcher	Save
9/4	vs BUF	W, 5-2	Buckley	Anderson	-
9/5	vs BUF	W, 5-3	Luebbers	Scott	Spadlin
9/6	at BUF	L, 4-3	Graves	Warren	-
9/7-8	at BUF	PPD (Rain) -	-	-	-
9/9	at BUF	L, 6-0	Graves	Moore	-
9/10	at BUF	W, 4-1	Buckley	Williams	-

INDIANS WIN SERIES, 3-2

AA Championship (1996)

Date	Opp.	Final	W. Pitcher	L. Pitcher	Save
9/11	at OKC	L, 4-3	Alberro	Luebbers	Patterson
9/12	at OKC	L, 3-2	Santana	Pughe	Patterson
9/13	vs OKC	W, 5-3	Warren	Eversgerd	Spadlin
9/14	vs OKC	L, 4-2	Dreyer	Moore	-

INDIANS LOSE SERIES, 1-3

American Association Playoffs - 1997

AA East Division Finals (1997)

Manager (Affiliate): Dave Miley (Cincinnati)

Date	Opp.	Final	W. Pitcher	L. Pitcher	Save
9/3	vs BUF	W, 5-3	Williams	Weathers	Lewis
9/4	vs BUF	L, 4-3	Anderson	Bolton	Blomdahl
9/5	at BUF	W, 11-7	Lewis	Scott	-
9/6	at BUF	L, 9-2	Driskill	Crowell	-
9/7	at BUF	L, 6-2	Weathers	Walker	-

N/A

INDIANS LOSE SERIES, 2-3

International League Playoffs & Triple-A World Series - 2000

IL Semifinals (2000)

Manager (Affiliate): Steve Smith (Milwaukee)

Date	Opp.	Final	W. Pitcher	L. Pitcher	Save
9/6	vs DUR	W, 6-3	Levrault	Agosto	Scanlan
9/7	vs DUR	L, 9-0	Callaway	Davis	-
9/8	at DUR	L, 11-3	Comett	Estrada	-
9/9	at DUR	W, 3-2	Roque	Standridge	Scanlan
9/10	at DUR	W, 6-4	Estrada	Pelphs	Scanlan

INDIANS WIN SERIES, 3-2

IL Championship (2000)

Date	Opp.	Final	W. Pitcher	L. Pitcher	Save
9/11	at SWB	L, 6-4	Thomas	Levrault	-
9/12	at SWB	W, 6-3	Davis	Coggin	Scanlan
9/13	vs SWB	W, 4-3	Buddie	Schrenk	Scanlan
9/14	vs SWB	L, 1-0	Figueroa	Estrada	-
9/15	vs SWB	W, 6-1	Harikkala	Thomas	-

INDIANS WIN IL TITLE, 3-2

Triple-A World Series in Las Vegas (2000)

Date	Opp.	Final	W. Pitcher	L. Pitcher	Save
9/18	at MEM	W, 8-3	Davis	Smith	-
9/19	vs MEM	W, 3-2	Scanlan	Rodriguez	-
9/20	at MEM	L, 11-4	Weibl	Levrault	-
9/21	vs MEM	W, 9-2	Estrada	Hackman	-

N/A

INDIANS WIN TRIPLE-A WORLD SERIES, 3-1

International League Playoffs - 2005

IL Semifinals (2005)

Manager (Affiliate): Trent Jewett (Pittsburgh)

Date	Opp.	Final	W. Pitcher	L. Pitcher	Save
9/7	vs BUF	L, 5-1	Davis	Snell	-
9/8	vs BUF	L, 6-5	Diaz	Corey	Robbins
9/9	at BUF	W, 5-2	Connolly	Carmona	Corey
9/10	at BUF	W, 4-1	Enochs	Young	Corey
9/11	at BUF	W, 6-4	Connolly	Stanford	Corey

INDIANS WIN SERIES, 3-2

IL Championship (2005)

Date	Opp.	Final	W. Pitcher	L. Pitcher	Save
9/13	at TOL	L, 10-8	Ennis	Reith	Kamuth
9/14	at TOL	L, 6-3	Hamman	Gorzellanny	Woodyard
9/15	vs TOL	L, 8-3	Grilli	Connolly	-

INDIANS LOSE SERIES, 0-3

VICTORY FIELD PLAYOFF RESULTS (cont.)

International League Playoffs - 2006

IL West One-Game Playoff (2006)

Manager (Affiliate): Trent Jewett (Pittsburgh)

Date	Opp.	Final	W. Pitcher	L. Pitcher	Save
9/5	at TOL	L, 4-0	Lewis	Reames	-

N/A

INDIANS LOSE SERIES, 0-1

International League Playoffs - 2012

IL Semifinals (2012)

Manager (Affiliate): Dean Treanor (Pittsburgh)

Date	Opp.	Final	W. Pitcher	L. Pitcher	Save
9/5	vs CHA	L, 8-1	Leesman	VandenHurk	-
9/6	vs CHA	L, 14-13	Rodriguez	Cole	Marinez
9/7	at CHA	W, 8-0	Irwin	Carroll	-
9/8	at CHA	L, 6-4	Zaleski	Johnson	Rodriguez

INDIANS LOSE SERIES, 1-3

International League Playoffs - 2013

IL Semifinals (2013)

Manager (Affiliate): Dean Treanor (Pittsburgh)

Date	Opp.	Final	W. Pitcher	L. Pitcher	Save
9/4	at DUR	L, 2-0	Beliveau	Cumpton	Yates
9/5	at DUR	L, 6-5	Martin	Godfrey	Yates
9/6	vs DUR	L, 2-1	Kelly	Rodriguez	Sandoval

INDIANS LOSE SERIES, 0-3

International League Playoffs - 2015

IL Semifinals (2015)

Manager (Affiliate): Dean Treanor (Pittsburgh)

Date	Opp.	Final	W. Pitcher	L. Pitcher	Save
9/9	vs SWB	W, 7-3	Boscan	Haynes	Wall
9/10	vs SWB	W, 6-1	Worley	Wooten	-
9/11	at SWB	W, 4-2	Morris	Barbato	Wood

INDIANS WIN SERIES, 3-0

IL Championship (2015)

Date	Opp.	Final	W. Pitcher	L. Pitcher	Save
9/15	at COL	L, 6-5	Colon	Wall	-
9/16	at COL	L, 5-4	Murata	Boscan	Mollegen
9/17	vs COL	W, 6-5	Bleich	Colon	Wood
9/18	vs COL	W, 5-4	Wood	Johnson	-
9/19	vs COL	L, 3-0	Clevinger	Volstad	Marmol

INDIANS LOSE SERIES, 2-3

International League Playoffs - 2017

IL Semifinals (2017)


Manager (Affiliate): Andy Barkett (Pittsburgh)

Date	Opp.	Final	W. Pitcher	L. Pitcher	Save
9/6	at DUR	L, 10-3	Yarbrough	Holmes	-
9/7	at DUR	L, 2-0	Chirinos	Glasnow	Castillo
9/8	vs DUR	W, 5-0	Kingham	Smith	-
9/9	vs DUR	L, 4-3	Wood	Leathersich	Castillo

INDIANS LOSE SERIES, 1-3

KINGHAM SILENCES BULLS

Trailing Durham 2-0 in the best-of-five Governors' Cup Semifinals, Tribe right-hander Nick Kingham delivered a clutch performance at Victory Field to extend the series one more day. He held the Bulls scoreless over seven innings of four-hit ball, propelling Indy to its first playoff shutout at The Vic, 5-0. (Photo by Adam Pintar)



Napoleon Lajoie (1918) - Suite 301

MLB TEAMS PLAYED FOR

Philadelphia Phillies (1896-1900), Philadelphia Athletics (1901-02, 1915-16)
Cleveland Bronchos (1902), Cleveland Naps (1903-14)

On the heels of a 21-year major league career, Nap Lajoie (LAJ-way) came to Indianapolis and served as player-manager for the club in 1918. He hit .282 and led the Tribe to a 41-34 record, but the season was shortened by the United States' involvement in World War I. Lajoie won the American League Triple Crown in 1901, led the AL in batting average five times (1901-04, 1910) and joined Cap Anson and Honus Wagner as the only MLB players with 3,000 career hits on Sept. 27, 1914. His popularity in Cleveland led to the organization changing its name from the Bronchos to the Naps. He is among MLB's all-time hits leaders and was elected into the National Baseball Hall of Fame in 1937.



Vern Rapp (1969-75) - Suite 302

MLB TEAMS MANAGED

St. Louis Cardinals (1977-78), Cincinnati Reds (1984)

After spending all or parts of 16 minor league seasons as a catcher in the Cardinals, Yankees, Giants, Tigers and Expos organizations, Vern Rapp became a minor league manager for 15 years, seven of them with Indianapolis. He skipped the Tribe to American Association East Division titles in 1971 and 1974. His 1971 club led the AA in ERA (3.01), fewest hits allowed (1,084) and fielding percentage (.976) over 140 contests. His second division-winning squad repeated what made the 1971 team successful, again leading the league in ERA (3.81), fewest hits allowed (1,024) and fielding percentage (.971). He ranks second on Indy's all-time managerial wins list with 513 career victories, and his .532 winning percentage is second to only Dean Treanor's .545 clip among Tribe managers with 400-plus wins. Rapp managed his hometown Cardinals to an 83-79 record in 1977 ahead of an early-season dismissal in 1978. He returned to the big leagues as manager of the Reds in 1984 and accumulated 140 total wins at the game's highest level.




Randy Johnson (1988-89) - Suite 303

MLB TEAMS PLAYED FOR

Montreal Expos (1988-89), Seattle Mariners (1989-98), Houston Astros (1998)
Arizona Diamondbacks (1999-2004, 2007-08), New York Yankees (2005-06), San Francisco Giants (2009)

Nicknamed "The Big Unit" due to his imposing 6-foot-10 presence on the mound, Randy Johnson's career is undoubtedly the most illustrious among former Tribe players. The left-handed fireballer reached triple digits with his fastball early in his career, going a combined 9-8 with a 3.08 ERA in 23 games during Indianapolis' 1988 and 1989 American Association Championship seasons. With Seattle, Johnson was a 1990 American League All-Star and took off in 1992 by striking out an AL-high 241 batters. A year later Johnson earned a league-best 308 batters, the first of a record six 300-plus strikeout campaigns. He earned four more AL All-Star selections (1993-95, 1997) with Seattle and his first Cy Young Award in 1995 after leading the AL in ERA (2.48) and strikeouts (294). In 1997 with the Mariners, he recorded his first of three career 20-win campaigns while helping guide Seattle to the postseason for a second time. Johnson was then traded to Houston at the July deadline in 1998 and went 10-1 down the stretch to lift the Astros into the playoffs. The superstar talent later earned a spot in the desert with the Arizona Diamondbacks, where he won four straight National League Cy Young Awards (1999-2002) and was elected to five NL All-Star Teams (1999-2002, 2004). He led the NL in ERA three times (1999, 2001-02) and strikeouts five times (1999-2002, 2004), including a career-high 372 during Arizona's run to the 2001 World Series Championship, of which he was named MVP. Earlier that season, he tossed the fourth 20-strikeout game by an individual in baseball history. He won the NL Triple Crown (24 wins, 2.32 ERA, 334 strikeouts) in 2002 and finished second in the 2004 NL Cy Young race, a season where he tossed the 17th perfect game in baseball history to become the oldest ever to accomplish the feat, doing so at age 40 and breaking a century-old record set by Cy Young himself in 1904. Johnson's last of 22 seasons was highlighted by his 300th career win, making him the 24th member of the 300-win club. He ended his career with 303 total victories, a lifetime 3.29 ERA and 4,875 strikeouts, a total that trails only Nolan Ryan. He was inducted into the Mariners Hall of Fame in 2012, and three years later, his No. 51 jersey was retired by the D-backs just months after he became a First Ballot Hall of Famer.



Norman A. Perry Sr. (1929-41) - Suite 304

The mastermind behind the construction of Perry Stadium (later known as Victory Field from 1942-67 and Bush Stadium from 1967-96), Norman Perry Sr. has multiple ties to the rich history of Indianapolis. The Perry family owned and operated the Indianapolis Light & Heat Company, today known as the Indianapolis Power & Light Company. The light towers at Washington Park (located in place of the Indianapolis Zoo) were provided by the Perry family, which were eventually moved to the Tribe's new stadium in 1931. Perry Sr. named the ballpark Perry Stadium in honor of his late brother James, who bought the Indians in 1927 but was killed in a plane crash two years later. Following the tragic death, Perry Sr. took the reins as owner of the team up until selling the franchise to Owen "Donie" Bush and Frank E. McKinney in 1941.




Orestes "Minnie" Minoso (1964) - Suite 305

MLB TEAMS PLAYED FOR

Cleveland Indians (1949, 1951, 1958-59), Chicago White Sox (1951-57, 1960-61, 1964, 1976, 1980)
St. Louis Cardinals (1962), Washington Senators (1963)

On the heels of 14 successful major league seasons, 38-year-old Minnie Minoso hit .264 in 52 games for an 89-win Indianapolis squad. His baseball career began in 1946 with the New York Cubans in the Negro leagues, and he eventually signed with Cleveland in 1948 after baseball's color barrier began to fade. Minoso consistently ranked among American League leaders, topping the AL in stolen bases (1951-53) and triples three times (1951, 1954, 1956) and hits (1960) four times. The seven-time All-Star (1951-54, 1957, 1959-60) and three-time Gold Glove Award winner (1957, 1959-60) finished fourth in AL MVP voting four times (1951, 1953-54, 1960) and led the AL in times hit by pitch a record 10 seasons. He was the first black Cuban in major league history and first black player in White Sox history. He rejoined the South Stars as a coach in the early '70s and made highly publicized game appearances in 1976 and 1980 at ages 50 and 54. Minoso became the third player in baseball history over the age of 50 to notch a hit at the big league level and the second ever to play in the majors across five different decades. The White Sox retired his No. 9 jersey in 1983 and unveiled a statue of him at U.S. Cellular Field in 2004. He was also inducted into the Mexican Baseball Hall of Fame in 1996.



Andrew McCutchen (2007-09) - Suite 306

MLB TEAMS PLAYED FOR

Pittsburgh Pirates (2009-17), San Francisco Giants (2018)

Selected by the Pirates 11th overall in the 2005 MLB June Amateur Draft, Andrew McCutchen lived up to the hype on his way through Circle City. Following a brief 17-game showing in 2007, McCutchen paced the 2008 Indians in batting average (.283), hits (145), doubles (26) and OPS (.770) while finishing second in stolen bases (34). He played for Indy again in 2009 and led the club with eight triples, despite only appearing in 49 games. McCutchen broke into the majors with Pittsburgh in 2009 and became a five-time National League All-Star (2011-15), four-time Silver Slugger (2012-15), Gold Glove Award winner (2012) and MVP (2013). He led the NL with 194 hits in 2012 and batted .317 with 21 home runs, 84 RBI and 27 stolen bases during his MVP campaign. McCutchen posted 20-plus home runs and 79 or more RBI in each of his final seven years with the Pirates. He was presented with the Roberto Clemente Award in 2015, given annually to an MLB player who "best represents the game of baseball through extraordinary character, community involvement, philanthropy and positive contributions, both on and off the field."



Roger Maris (1956) - Suite 307

MLB TEAMS PLAYED FOR

Cleveland Indians (1957-58), Kansas City Athletics (1958-59), New York Yankees (1960-66), St. Louis Cardinals (1967-68)

Before churning out 12 seasons in the major leagues, Roger Maris helped lead Indianapolis to the American Association Pennant, Championship and Junior World Series title in 1956. Just 21 years old, Maris batted .293 with 17 home runs, 75 RBI and a team-high 20 doubles in 131 games for the Tribe. In Game 2 of Indy's 4-0 sweep of Rochester in the Junior World Series, Maris belted two home runs as part of a record seven-RBI performance. He made his big league debut with Cleveland in 1957 and earned four American League All-Star nods from 1959-62. After being traded from the Kansas City Athletics to the New York Yankees following the 1959 season, Maris won back-to-back AL MVP Awards in 1960 and '61. He led the AL in RBI both years and set the single-season home run record with 61 blasts in 1961, breaking Babe Ruth's record of 60 set in 1927. Maris' record lasted 37 years, until both Mark McGwire and Sammy Sosa surpassed the feat in 1998. The left-handed-hitting right fielder appeared in seven World Series, five with the Yankees (1960-64) and two with the Cardinals (1967-68), winning rings in 1961, '62 and '67. Maris' No. 9 was retired by the Yankees on July 21, 1984. A little over a year later, non-Hodgkin's lymphoma took his life in December 1985.



Ken Griffey (1973-74) - Suite 308

MLB TEAMS PLAYED FOR

Cincinnati Reds (1973-81, 1988-90), New York Yankees (1982-86), Atlanta Braves (1986-88), Seattle Mariners (1990-91)

Well before making history with his son Ken Griffey Jr., Ken Griffey Sr. had a successful 19-year major league career of his own. He was the Tribe's Team MVP and American Association Rookie of the Year in 1973 after hitting .327 with 10 home runs, 58 RBI and 43 stolen bases. Griffey Sr. then hit .333 in 43 contests with Indy the following year and later won World Series rings in 1975 and 1976 with Cincinnati as part of The Big Red Machine. Griffey Sr. was a three-time National League All-Star (1976-77, 1980) and won the game's MVP Award in 1980. A decade later, he closed out his career in Seattle playing alongside his son. On Aug. 31, 1990, they become the first father-son teammates in MLB history. Griffey Sr. hit second, followed by his son Griffey Jr. and both singled in their first at-bats of the game. Two weeks later, the duo further etched themselves in baseball history by becoming the first father-son combination — and only to this date — to hit back-to-back home runs. Griffey Sr. was inducted into the Reds Hall of Fame in 2004 and is the only player in Reds history to play for three Reds World Champion teams.



Don Zimmer (1968) - Suite 313


MLB TEAMS PLAYED FOR

Brooklyn Dodgers (1954-57), Los Angeles Dodgers (1958-59, 1963), Chicago Cubs (1960-61)
New York Mets (1962), Cincinnati Reds (1962), Washington Senators (1963-65)

MLB TEAMS MANAGED

San Diego Padres (1972-73), Boston Red Sox (1976-80), Texas Rangers (1981-82), Chicago Cubs (1988-91)

Don Zimmer spent 66 of his 83 years either playing, coaching or managing professional baseball. One of those 66 years came as skipper of the 1968 Indianapolis Indians, a team that was led by eventual Kansas City Royals All-Star Hal McRae. Zimmer played a combined 12 seasons for six major league organizations, winning two World Series rings with the Dodgers (1955, 1959) before earning a National League All-Star bid with the Chicago Cubs in 1961. His first taste of managing came in 1967 before coming through Indy the following year. He broke into the majors as a manager in 1972 and won 90-plus games with the Boston Red Sox three straight seasons (1977-79). His lone managerial playoff appearance came in 1989 when he guided the Cubs to a 93-69 record and NLCS appearance, eventually receiving the NL Manager of the Year Award. Zimmer was a bench coach for the New York Yankees for four of their World Series titles (1996, 1998-2000) and was later inducted into the Red Sox Hall of Fame in 2010. Every year, Zimmer increased his jersey number one digit to match his years spent in professional baseball. After working 11 seasons with the Tampa Bay Rays from 2004 to 2014, his last jersey — No. 66 — was officially retired by the Rays in 2015.



Michael A. Carroll - Suite 314

On Sept. 11, 1992, four Indianapolis business and civic leaders were killed when two small planes collided. The leaders were en route to Columbus, Ohio, for a flower show with hopes of learning how to beautify White River State Park. Michael A. Carroll, Vice President of Community Affairs for Lilly Endowment Inc. and a former Deputy Mayor and special assistant to Senator Richard Lugar and Dan Quayle when he served in the Senate, was among the four leaders who died. Frank E. McKinney Jr., a former Indiana University swimming champion, Olympic gold medalist and retired CEO of Bank One Indiana, also died in the crash, along with former Indiana lottery director John Welever and White River State Park Commission Executive Director Bob Welch. Among Carroll's greatest achievements was helping bring the Pan American Games to Indianapolis in 1987, held at the venue named in honor of him. In addition to the 1987 Pan Am Games and 1988 Olympic Team Trials, the Michael A. Carroll Track & Soccer Stadium has hosted IUPUI athletics, the 2006 and 2007 USA Track and Field Championships, the IHSAA Lacrosse and Soccer State Championships and Indy Eleven soccer.



Joe Sparks (1986-88) - Suite 315

A minor league manager for all or parts of 20 seasons, Joe Sparks delivered nothing but championships during his three-year stretch as Indianapolis' skipper. In his first season at the helm the Indians went 80-62 and defeated Denver in a best-of-seven series, 4-3, to claim the first of four straight American Association titles for the club. His squad finished third in the eight-team division the following year but bounced Louisville 3-2 in the opening round of the playoffs before again trouncing Denver for the AA Championship, 4-1. Sparks' 1988 campaign featured 89 wins, another AA Pennant and Championship, and Triple-A Classic title over Rochester. He was named AA Manager of the Year in each of his three seasons with Indy, in addition to 1988 Minor League Manager of the Year honors. Sparks never reached the majors in his 13 seasons as a player, but he did have four separate one-year MLB coaching stints with the Chicago White Sox (1979), Cincinnati Reds (1984), Montreal Expos (1989) and New York Yankees (1990). He closed out his career in baseball as an advance scout for the St. Louis Cardinals (1996-2003) and Oakland Athletics (2005-08).




Rocky Colavito (1954-55) - Suite 316

MLB TEAMS PLAYED FOR

Cleveland Indians (1955-59, 1965-67), Detroit Tigers (1960-63), Kansas City Athletics (1964)
Chicago White Sox (1967), Los Angeles Dodgers (1968), New York Yankees (1968)

An eventual Cleveland Indians and Detroit Tigers slugger, Rocky Colavito first showcased his raw power with the Tribe in 1954 and '55. At age 20, he set the Indianapolis single-season home run record with 38 long balls. His power lifted the Indians to an American Association Pennant and Championship appearance. The young corner outfielder followed that campaign with a 30-home output in 1955. His 68 career homers for the Tribe place him in a tie for third among Indy's all-time home run leaders. Colavito would later crush 374 career home runs over 14 big league seasons, eight spent in Northeast Ohio. He finished second in the 1956 American League Rookie of the Year voting and was third in votes for AL MVP two years later. In 1959, Colavito smacked 42 home runs and finished atop the AL home run chart with another former Indianapolis Indian, Harmon Killebrew of the Washington Senators. A trade to the Tigers just days before Opening Day in 1960 caused an uproar amongst Indians fans, who voiced their displeasure by starting a "Don't Knock the Rock" campaign. Colavito earned a total of six AL All-Star bids (1959, 1961-62, 1964-66) before his playing days ended following the 1968 season. Colavito, alongside former Indy Indians player-manager Al Lopez and pitcher Herb Score, was inducted into the Cleveland Indians Hall of Fame in 2006.



Aaron Boone (1997-99) - Suite 317

MLB TEAMS PLAYED FOR

Cincinnati Reds (1997-2003), New York Yankees (2003), Cleveland Indians (2005-06)
Florida Marlins (2007), Washington Nationals (2008), Houston Astros (2009)

An up-and-coming prospect in the Reds organization, Aaron Boone first joined Indy in 1997 and hit .290 with 22 home runs, 30 doubles and 75 RBI on his way to Team MVP honors and an American Association playoff berth. Boone played in another 98 games for the Tribe spanning the 1998 and 1999 seasons before fully catching on as a regular in Cincinnati. He launched a career-high 26 home runs and played in all 162 games in 2002, earning Reds Team MVP. The following October, he etched his name in Yankees lore with an extra-inning, walk-off home run in Game 7 of the 2003 American League Championship Series to defeat the rival Red Sox. His playing career ended after the 2009 season, but Boone remained involved in the game by contributing to ESPN's *Sunday Night Baseball* coverage as a game analyst and color commentator from 2010-17. He was a regular on *Baseball Tonight* and part of ESPN Radio's broadcast team for the World Series until accepting an offer to become the 33rd manager in Yankees history ahead of the 2018 season.




Moises Alou (1990) - Suite 323

MLB TEAMS PLAYED FOR

Pittsburgh Pirates (1990), Montreal Expos (1990-96), Florida Marlins (1997), Houston Astros (1998, 2000-01)
Chicago Cubs (2002-04), San Francisco Giants (2005-06), New York Mets (2007-08)

Thirteen years before his name became synonymous with Steve Bartman, Moises Alou played a 15-game stint with Indianapolis in 1990, just five years after his father Felipe Alou managed the club. He earned his first career National League All-Star bid in a strike-shortened 1994 season, a year in which he finished third in the MVP race while winning a Silver Slugger Award. Three years later, Alou was again elected an NL All-Star and won his first and only championship ring, doing so with the Florida Marlins after he hit .321 with three home runs and nine RBI in the World Series. He earned four additional NL All-Star selections (1998, 2001, 2004-05) and another Silver Slugger Award (1998), sandwiching those accolades around the infamous Bartman fiasco. Playing for the Chicago Cubs in Game 6 of the 2003 NLCS and just five outs away from a World Series berth, Alou tracked a fly ball into left territory down the left field line at Wrigley Field. The ball sliced into the first row, where Cubs fan Steve Bartman deflected the ball away from a leaping Alou. The Cubs – leading 3-1 at the time – imploded as the Marlins plated seven more runs in the inning to win Game 6, eventually win Game 7 and ultimately become World Series Champions. Alou finished his 17-year career in 2008 with a lifetime average of .303 and 2,134 hits.



Johnny Vander Meer (1940) - Suite 324

MLB TEAMS PLAYED FOR

Cincinnati Reds (1937-43, 1946-49), Chicago Cubs (1950), Cleveland Indians (1951)

The left-handed throwing Johnny Vander Meer won a total of 119 games over his 13-year big league career, 11 of those seasons spent with the Cincinnati Reds. In 1938, Vander Meer became the first pitcher to record consecutive no-hitters, doing so against the Boston Braves and Brooklyn Dodgers. That record still stands to this day. On the flipside, command issues plagued the southpaw for much of his career, ultimately leading him to be optioned to Indianapolis during the 1940 season. He went 6-4 with a 2.40 ERA in 14 starts for the Tribe before returning to Cincinnati and helping the Reds win their second World Series Championship. Vander Meer was a four-time National League All-Star (1938-39, 1942-43) and led the NL in strikeouts three straight seasons (1941-43). The New Jersey native also put his major league career on hold for two seasons when he joined the United States Navy in March 1944.



Hal McRae (1968-69) - Suite 340


MLB TEAMS PLAYED FOR

Cincinnati Reds (1968, 1970-72), Kansas City Royals (1973-87)

MLB TEAMS MANAGED

Kansas City Royals (1991-94), Tampa Bay Devil Rays (2001-02)

Hal McRae's first of two campaigns with the Tribe saw him become the third player in franchise history to lead the team in batting average, hits, doubles, triples, home runs and RBI. Those results led him to the majors, where he would churn out 19 seasons – 15 spent with the Kansas City Royals. McRae was selected to three American League All-Star Teams (1975-76, 1982) and finished fourth in the AL MVP race two times (1976, 1982). The Florida native was a doubles machine for most of his career, compiling league-best marks with 54 and 46 in 1977 and 1982, respectively. He also led the AL with 133 RBI in 1982. McRae played in nine different postseasons, including four World Series (1970, 1972, 1980, 1985). He has two World Series rings to his credit – one as part of Kansas City's first World Series Championship in 1985 and later as hitting coach of the 2006 St. Louis Cardinals. McRae also managed the Royals and Tampa Bay Devil Rays for a combined six seasons.




Champ Summers (1978) - Suite 341

MLB TEAMS PLAYED FOR

Oakland Athletics (1974), Chicago Cubs (1975-76), Cincinnati Reds (1977-79)
Detroit Tigers (1979-81), San Francisco Giants (1982-83), San Diego Padres (1984)

In the summer of 1978, Champ Summers' one season with Indianapolis proved to be one of the most dominant seasons by an individual player in team history. Summers joined the Tribe during his three-year run with Cincinnati and accumulated team highs in batting average (.368), hits (170), home runs (34) and RBI (124), setting league highs with the latter three marks. He was named Team MVP and American Association MVP after leading the Tribe to a 78-57 record and AA East Division title. Since that '78 campaign, no Tribe player has topped Summers' average, hits, home runs or RBI totals in a single season. His 34 long balls that year trail only Rocky Colavito's 38 from 1954, and his .368 average is the fourth-highest single-season mark in club history. Summers' best major league season came in 1979 between Cincinnati and Detroit when he notched career highs in homers (21), RBI (62) and stolen bases (7) while batting .291. His lone MLB postseason appearance came in 1984 as the Padres defeated the Cubs in the National League Championship Series before falling to Detroit in the World Series, 4-1.



Bob Uecker (1960) - Suite 342

MLB TEAMS PLAYED FOR

Milwaukee Braves (1962-63), St. Louis Cardinals (1964-65), Philadelphia Phillies (1966-67), Atlanta Braves (1967)

While Milwaukee native Bob Uecker only appeared in eight games for the Tribe in 1960 and was a lifetime .200 hitter over six major league seasons, he did play for his hometown team, won a World Series with the Cardinals in 1964 and hit three of his 14 career home runs off future Hall of Famers Sandy Koufax, Gaylord Perry and Fergie Jenkins. Uecker caught his break when he became a regular guest on Johnny Carson's Tonight Show, on which the famous TV host branded Uecker the nickname "Mr. Baseball." Uecker became radio broadcaster of the Milwaukee Brewers in 1971 and was part of ABC and NBC Major League Baseball broadcasts in the 1970s and 1990s. In 1989, Uecker's part-time acting career landed him a prominent role as Cleveland broadcaster Harry Doyle in the *Major League* film trilogy. Uecker was on the call for Robin Yount's 3,000th career hit on Sept. 9, 1992, one of many iconic broadcasting moments in his legendary career. In 2003, he was honored with the Ford C. Frick Award in recognition of his broadcasting career, and his catchphrase home run call "Get up! Get up! Get outta here! Gone!" resonates with Brewers and baseball fans across the country.



VICTORY FIELD SUITE RECOGNITION (cont.)

Owen J. "Donie" Bush (1908, 1924-26, 1941-52, 1955-69) - Suite 345

MLB TEAMS PLAYED FOR

Detroit Tigers (1908-21), Washington Senators (1921-23)

MLB TEAMS MANAGED

Washington Senators (1923), Pittsburgh Pirates (1927-29), Chicago White Sox (1930-31), Cincinnati Reds (1933)

One of the original 16 members inducted into the Indiana Baseball Hall of Fame in 1979, Indianapolis native Donie Bush contributed significantly to Tribe baseball, both on and off the field. Prior to being honored as the "King of Baseball" at Major League Baseball's 1963 Winter Meetings, Bush was a player, manager, president and owner of the Indians at various points of his career. He first suited up for the Tribe in 1908 and helped lead the team to a 92-61 record and American Association pennant. Bush made his MLB debut that year in Detroit, where he led the American League in walks five times (1909-12, 1914) and finished third in the 1914 AL MVP race. Bush was a nightmare on the basepaths as well, swiping 30-plus bags eight times in his career (1909-15, 1917). At age 35 in 1923, he served as a player-manager for the Washington Senators before returning to Indy in 1924. He managed the Tribe to three straight 90-plus win seasons in the American Association and even took the field briefly in both 1924 and 1926. Bush's managerial success earned him the same gig with the Pittsburgh Pirates in 1927, and he didn't disappoint in leading the Buccos to a 94-60 record and World Series berth. He skipped another five years in the big leagues before an opportunity arose with his hometown club. In 1941, Bush and Frank E. McKinnough bought the Indianapolis Indians from Norman Perry Sr., and Bush became co-owner and president as a result. For the entire 1943 season and part of 1944, Bush maintained his front office roles while returning to the dugout as field manager. In total, he plotted 497 wins in the major leagues and 365 victories for Indy. After Bush stepped down as Indianapolis' president and sold his remaining club ownership rights to the Cleveland Indians, he became a scout for the Boston Red Sox from 1953-55. Bush made a fourth and final return to the Tribe in Nov. 1955, becoming president through January 1969. In 1967, old Victory Field was renamed Bush Stadium in honor of Indianapolis' "Mr. Baseball." Bush's baseball career continued as a scout for the Chicago White Sox until he passed at age 84 in March 1972.



Ted Beard (1947-51, 1956-63) - Suite 346

MLB TEAMS PLAYED FOR

Pittsburgh Pirates (1948-52), Chicago White Sox (1957-58)

The longest-tenured position player in franchise history, Ted Beard unsurprisingly ranks among all-time Tribe leaders in numerous offensive categories. His defense was superb as well, following a two-game stint in 1947, Indianapolis fans nicknamed him "The Arm" after he recorded 31 outfield assists in his first full season. He quickly became a favorite among his teammates and fans with his hustle. At just 5-foot-8 and 165 pounds, Beard led the 1948 American Association in triples (17), walks (128) and runs scored (131), helping guide Indy to the pennant and the franchise's lone 100-win season. One year later, he drew a single-season record 132 walks while propelling the team to its third American Association Championship and first Junior World Series title. The scrappy talent spent parts of seven seasons in the big leagues, and one of his six career major league homers is still remembered to this day. What Beard would later describe as "a mistake" because he rarely hit home runs at all, the left-handed hitter became the second of 10 players ever to hit a home run over the 86-foot-high right field roof at Forbes Field in 1950. Fifteen years prior, Babe Ruth was the first to accomplish the feat, doing so on his last of 714 career home runs. Beard is Indy's all-time leader in career walks (707) and ranks in the top five in triples (2nd), runs scored (2nd), doubles (4th), games played (4th) and hits (5th). He also managed the club for half of the 1960 season and admirably served as an Army medic in the Pacific theatre of World War II.



George Foster (1973) - Suite 351

MLB TEAMS PLAYED FOR

San Francisco Giants (1969-71), Cincinnati Reds (1971-81), New York Mets (1982-86), Chicago White Sox (1986)

George Foster was a feared right-handed slugger from the mid-1970s to the mid-80s. At age 23, Foster appeared for the Reds in Games 1 and 5 of the 1972 World Series against Oakland but did not receive an at-bat. He returned to the minors the following year and hit .262 with 15 home runs, 26 doubles and 60 RBI for Indianapolis. Foster finally hit his stride in 1976 with his first of four straight National League All-Star selections, even winning MVP of the All-Star Game. The California native hit 29 home runs and drove in an NL-high 121 RBI that year, helping The Big Red Machine to its second consecutive World Series Championship while finishing second in the NL MVP race behind Reds teammate Joe Morgan. In 1977 Foster exploded with major league bests in home runs (52), RBI (149), total bases (388) and slugging percentage (.631) to win NL MVP, and his 1978 season saw him again lead the NL in RBI (120). In his last season with the Reds, Foster earned his fifth and final All-Star bid, won a Silver Slugger Award and finished third in the MVP race. He split his last of 18 big league seasons between the Mets and White Sox, with New York awarding him a World Series ring following their 1986 Championship. Overall, Foster had 10 seasons with 20-plus home runs and seven with 90 or more RBI. He was inducted into the Reds Hall of Fame in 2003.



Mordecai "Three Finger" Brown (1919) - Suite 352

MLB TEAMS PLAYED FOR

St. Louis Cardinals (1903), Chicago Cubs (1904-12, 1916), Cincinnati Reds (1913), St. Louis Terriers - Federal League (1914), Brooklyn Tip-Tops - Federal League (1914), Chicago Whales - Federal League (1915)

During his youth, Mordecai Brown got the nickname "Three Finger" when he lost parts of two fingers on his right hand in a farming accident. Raised 60 miles west of Indianapolis in Nysville, Ind., Brown used his accident as an advantage when playing baseball. The movement on his pitches was second to none in the early 1900s, including a curveball that Detroit Tigers legend Ty Cobb dubbed as "the most deceiving and most devastating pitch he ever faced." Brown led the majors with a 1.04 ERA in 1906 before leading the Chicago Cubs to back-to-back World Series titles in 1907 and 1908. During his 29-win 1908 campaign, he became the first pitcher in MLB history to toss four consecutive shutouts. Brown pitched for Indianapolis in 1919 at age 42 and was elected into the National Baseball Hall of Fame by the Veterans Committee in 1949.




Larry Walker (1989) - Suite 353

MLB TEAMS PLAYED FOR

Montreal Expos (1989-94), Colorado Rockies (1995-2004), St. Louis Cardinals (2004-05)

Larry Walker was a key contributor to Indianapolis' run at a fourth straight American Association Championship and second consecutive Triple-A Classic title in 1989. He batted .270 with 12 home runs, 59 RBI and a team-best 36 stolen bases for the 89-57 squad. The 22-year-old Canadian broke into the majors that season with the Montreal Expos. His 1992 campaign featured a National League All-Star bid, Gold Glove and Silver Slugger Award. Another Gold Glove Award in 1993 preceded an NL-high 44 doubles in 1994 before his career took off in Colorado. He became the first Canadian to win an MVP, doing so in 1997 behind a league-best and career-high 49 homers. Walker added four more All-Star selections (1997-99, 2001), five Gold Glove Awards (1997-99, 2001-02) and two Silver Slugger Awards (1997, 1999) with the Rockies. He was also a three-time MLB batting champion while in Colorado (1998-99, 2001) and peaked with a .379 average to close out the 20th century. He finished his playing career with the Cardinals, appearing in the final two of his three career postseasons. Walker carried St. Louis to the 2004 World Series against Boston and set the franchise record for most home runs by a left-handed hitter in postseason play with six. In the series opener, his four-hit performance made him the seventh Cardinals player and first since Lou Brock in 1969 to record four knocks in a World Series game. Following retirement, Walker served as hitting coach of the Canadian national team in multiple World Baseball Classics.



Razor Shines (1984-89, 1991-93) - Suite 355
MLB TEAMS PLAYED FOR
Montreal Expos (1983-85, 1987)


A name synonymous with Indianapolis Indians baseball, Razor Shines played in over 800 games for the Tribe across nine seasons. While he only saw brief major league action in parts of four seasons, Shines played a huge role in guiding Indianapolis to American Association dominance throughout the 1980s. His best season with Indy came in 1984 when he had 26 doubles, 18 home runs and 80 RBI, but the Tribe fell short in their AA Championship Series against Louisville. Following the loss, Shines led the Indians to three AA Pennants (1986, 1988-89) and four straight AA Championships (1986-89). Overall, Shines' longevity and success placed him among Indy's all-time leaders in home runs (T-3rd), RBI (4th) and doubles (5th). He was a player-hitting coach for Indy in 1993 and attended the final game played at Bush Stadium on July 3, 1996. Shines coached and managed for various minor league teams up through 2015 and accepted big league opportunities in 2007 as third base coach of the White Sox and first base coach for the Mets from 2009-10.


Dave Concepcion (1969) - Suite 356
MLB TEAMS PLAYED FOR
Cincinnati Reds (1970-88)


Originally drafted by Cincinnati as a pitcher, Dave Concepción became one of the Reds' and National League's greatest all-time shortstops. Before spending each of his 19 major league seasons in Cincy, Concepción played in 42 games and batted .341 for the Tribe in 1969. He made his MLB debut the following year at age 22 and earned his first NL All-Star bid in 1973. Despite missing the All-Star cut in 1974, he did manage to steal a career-high 41 bases while winning his first Gold Glove Award. Concepción then reeled off eight consecutive All-Star selections from 1975-82, also winning four additional Gold Glove Awards (1975-77, 1979) and two Silver Slugger Awards (1981-82). He played in five postseasons — four of which the Reds advanced to the World Series (1970, 1972, 1975-76) — winning the last two. He was part of The Big Red Machine's intimidating "Great 8" lineup that featured Pete Rose, Johnny Bench, Joe Morgan and former Indy Indians Ken Griffey Sr. and George Foster. In his last of nine All-Star Games, Concepción was named MVP after hitting a home run for the victorious NL side. The Reds honored the Venezuelan by inducting him into their Hall of Fame in 2000 and later retired his No. 13 jersey on Aug. 25, 2007.


Herb Score (1952, 1954, 1962-63) - Suite 357
MLB TEAMS PLAYED FOR
Cleveland Indians (1955-59), Chicago White Sox (1960-62)


On his 19th birthday in 1952, Herb Score signed a contract with the Cleveland Indians and was assigned to Indianapolis where he made 12 appearances (10 starts) with the Tribe. Two years later, Score returned to Indy and delivered the most dominant season in franchise history, pacing the American Association with 22 wins, a 2.62 ERA and a league- and franchise-record 330 strikeouts. Score reached the majors the following year and was named an American League All-Star and Rookie of the Year after going 16-10 with an MLB-high 245 strikeouts. His strikeout total set a rookie record and lasted until 1984, and it made him one of eight rookie pitchers in the 20th century to tally 200 or more strikeouts in their debut season. He again earned an AL All-Star nod and led all major league pitchers in strikeouts with 263 recorded in 1956. Unfortunate injuries derailed Score's playing career in the late '50s, but he joined Cleveland's broadcast team in 1964 and continued in that role through the 1997 season. He was inducted into the Cleveland Indians Hall of Fame in 2006 alongside former Indy Indians player-manager Al Lopez and slugger Rocky Colavito.


Eric Davis (1983) - Suite 358
MLB TEAMS PLAYED FOR
**Cincinnati Reds (1984-91, 1996), Los Angeles Dodgers (1992-93), Detroit Tigers (1993-94)
Baltimore Orioles (1997-98), St. Louis Cardinals (1999-2000), San Francisco Giants (2001)**

Eric Davis was a rare five-tool player from the mid-1980s into the late '90s. He played in 19 games for the Tribe in 1983, batting .299 with four doubles, seven home runs and 19 RBI. Davis later made his MLB debut as a 21-year-old in May 1984 and quickly became one of baseball's most entertaining players. In 1986, Davis joined Rickey Henderson as the only players in baseball history to hit 20-plus homers and swipe 80 or more bases in the same season. Those numbers teed up National League All-Star bids in 1987 and 1989, in addition to three consecutive Gold Glove Awards (1987-89). He became the first member of the 30/50 club, hitting 37 home runs to go along with 50 stolen bases in 1987. Barry Bonds would later join the 30/50 club in 1990, but Davis' Reds got the best of Bonds' Pirates in the NLCS. Davis went on to contribute a Game 1 home run and five total RBI in Cincinnati's 4-0 World Series sweep of Oakland. Davis was the first former Indianapolis Indian to win the Home Run Derby (1989) and was a recipient of the Roberto Clemente Award after beating a May 1997 colon cancer diagnosis. He was inducted into the Reds Hall of Fame in 2005.


Al Lopez (1948-50) - Skyline 1
MLB TEAMS PLAYED FOR
**Brooklyn Robins (1928, 1930-31), Brooklyn Dodgers (1932-35), Boston Bees (1936-40)
Pittsburgh Pirates (1940-46), Cleveland Indians (1947)**
MLB TEAMS MANAGED
Cleveland Indians (1951-56), Chicago White Sox (1957-65, 1968-69)

Al Lopez was a dependable backstop for four organizations over 19 seasons, earning a pair of National League All-Star selections along the way (1934, 1941). He then took the reins as player-manager for Indianapolis in 1948, and in his three-year tenure with the Tribe, logged the only 100-win season (1948, 100-54) and third of 10 American Association Championships in franchise history (1949). Lopez's minor league managerial success eventually earned him big league opportunities to manage the Cleveland Indians and Chicago White Sox. He averaged 95 wins per season with Cleveland, including an American League record 111 wins and AL Pennant in 1954. Lopez later joined the White Sox and delivered the South Siders their fifth AL Pennant in 1959. Over a 16-year span (1949-64), the only teams other than the New York Yankees to represent the AL in the World Series were Lopez's 1954 Indians and 1959 White Sox. He was elected into the National Baseball Hall of Fame by the Veterans Committee in 1977. Lopez lived to the age of 97 and passed just four days after watching the White Sox win the 2005 World Series, their first since 1917.



VICTORY FIELD SUITE RECOGNITION (cont.)

Charles "Gabby" Hartnett (1942) - Skyline 2


MLB TEAMS PLAYED FOR

Chicago Cubs (1922-40), New York Giants (1941)

MLB TEAMS MANAGED

Chicago Cubs (1938-40)

Viewed as one of the best catchers in baseball history, Charles "Gabby" Hartnett rocked Indianapolis headlines when he was named Tribe manager for the 1942 season. At age 41, Hartnett even took the field for Indy in 72 contests, clubbing four home runs while the team finished 76-78 overall. Hartnett first broke into the majors in 1922 and racked up six National League All-Star bids (1933-38) and the 1935 NL MVP. He finished second in the 1937 NL MVP race after posting a .354 batting average for the Cubs, the highest mark recorded by a catcher for the next 60 years. From 1938-40, Hartnett served as both a player and manager for the Cubs. Hartnett became the third Indianapolis Indian elected into the National Baseball Hall of Fame in 1955.



Andres Galarraga (1985) - Skyline 3

MLB TEAMS PLAYED FOR

Montreal Expos (1985-91, 2002), St. Louis Cardinals (1992), Colorado Rockies (1993-97), Atlanta Braves (1998, 2000), Texas Rangers (2001), San Francisco Giants (2001, 2003), Anaheim Angels (2004)

In his seventh minor league season, Andres Galarraga led all Indianapolis players in home runs (25), triples (8) and RBI (82) en route to Team MVP and American Association Rookie of the Year honors. His prolific power translated to the big leagues, where he recorded three consecutive seasons of 40-plus home runs (1996-98). He was a five-time National League All-Star (1988, 1993, 1997-98, 2000) and garnered two Gold Glove (1989-90) and Silver Slugger Awards (1988, 1996). He was the first Colorado Rockies player to be elected to the All-Star Game and first Venezuelan to win a batting title when he hit a league-best .370 in 1993. His .370 clip was the highest mark by a right-handed batter in the majors since Joe DiMaggio hit .381 in 1939. He then became an RBI-machine with 150 and 140 RBI back-to-back years (1996-97), both NL highs. Galarraga missed the entire 1999 season when he was diagnosed with non-Hodgkin's lymphoma, a form of lymphatic cancer, but he returned to the Braves in 2000 and hit .302 with 28 home runs and 100 RBI. As a result, he was awarded his second career Sporting News National League Comeback Player of the Year Award.



Harmon Killebrew (1958) - Skyline 4

MLB TEAMS PLAYED FOR

Washington Senators (1954-60), Minnesota Twins (1961-74), Kansas City Royals (1975)

On June 23, 1954, 17-year-old Harmon Killebrew made his major league debut with the Washington Senators. Four years later, Killebrew hit two home runs in 38 games for Indianapolis. It wasn't until Killebrew's age-23 season in 1959 that his prodigious power would earn him the nicknames "Hammerin' Harmon" and "Killer." He smashed an American League-leading 42 home runs for the Senators that year, the first of eight career 40-plus homer seasons. Baltimore Orioles manager Paul Richards marveled at Killebrew's titanic blasts, once telling media "Killebrew can knock the ball out of any park, including Yellowstone." Following the 1960 season, the Senators moved to Minnesota and became the Minnesota Twins. Killebrew's lone World Series appearance came in 1965 under the tutelage of manager and former Indianapolis Indian Sam Mele. The 11-time AL All-Star (1959, 1961, 1963-71) and 1969 AL MVP spent his last of 22 major league seasons with the Kansas City Royals. On May 4, 1975, Killebrew returned to Metropolitan Stadium in Minneapolis, where the Twins retired his No. 3 in a pregame ceremony. With the crowd on its feet during his first at-bat in an opposing uniform, Killebrew fittingly cranked the first pitch he saw into the left-field bleachers for a home run. The Idahoan retired with 573 career homers under his belt and was inducted into the National Baseball Hall of Fame in 1984.



Luke Appling (1962) - Suite 365


MLB TEAMS PLAYED FOR

Chicago White Sox (1930-43, 1945-50)

MLB TEAMS MANAGED

Kansas City Athletics (1967)

Luke "Old Aches and Pains" Appling managed the Tribe during the 1962 season, leading them to the American Association Pennant with an 89-58 record. Five years later, Appling's only big league managing experience came during a 40-game stint with the Kansas City Athletics. Appling's entire playing career was spent with the Chicago White Sox, where he primarily played shortstop and often led the team offensively. Appling paced the American League with a .388 batting average in 1936 and a .328 clip in 1943, two of 14 full seasons where the lifetime .310 hitter batted north of .300. World War II interrupted his 1944 season and most of 1945, but the two-time AL MVP runner-up (1936, 1943) and seven-time AL All-Star (1936, 1939-41, 1943, 1946-47) didn't miss a beat. Only 587 of his 2,749 career hits went for extra bases, but he added 1,302 walks and a .399 on-base percentage to his résumé. In 1964, Appling won a winner-take-all runoff election to gain entry into the National Baseball Hall of Fame. In the initial election, he garnered 70.6 percent of the vote as the top vote-getter but still fell nine votes short of the necessary 75 percent needed for induction. The subsequent runoff election saw him earn 94 percent of the vote — five votes ahead of 273-game winner and former Red Sox and Yankees hurler, Red Ruffing.




"BIG CAT" RAKED FOR '85 TRIBE

Before becoming one of MLB's premier sluggers in the '90s, Andres "Big Cat" Galarraga won Indy's 1985 Team MVP Award and the American Association Rookie of the Year Award after leading the club with 25 home runs, eight triples and 82 RBI. (Photo by Tim Laughlin)



- A -

Abarbanel, Michael "Mickey"	1967
Abernathie, William	1952-53
Acevedo, Juan	2000
Ackley, Florian "Fritz"	1963-64
Adair, James "Choppy"	1939
Adams, Herb	1953
Adams, Jon "Mike"	2004
Adams, Karl	1914
Adams, Terry	2006
Aderholt, Morris "Morrie"	1946
Afenir, Michael "Troy"	1993
Agee, Tommie	1965
Agosta, Thomas "Junior"	1957
Aguila, Christopher "Chris"	2007
Aguirre, Hank	1955-56
Ainsmith, Edward	1926
Alberts, Francis "Butch"	1979
Albosta, Edward	1947
Alcala, Santo	1974-75
Alcantara, Israel "Izzy"	2002
Alderson, Timothy "Tim"	2012-13
Aldrete, Michael	1989
Aldridge, Victor	1915-16
Aleno, Charles	1941
Alexander, Manuel "Manny"	2002
Alfaro, Jason	2006
Alfonso, Carlos	1976
Aliperto, Joseph	1944
Allemang, Harry	1903-04
Allen, Bill	1914
Allen, Horace "Pug"	1924-25
Allen, Marlon	1996



Alou, Moises	1990
Altobelli, Joe	1954-56, 1958
Alvarez, Jesus "Orlando"	1977
Alvarez, Pedro "El Toro"	2010-11
Amaro, Ruben	1960
Ambler, Wayne	1941
Ambrose, Elmer	1927, 1929-30
Amezaga, Alfredo	2005
Anderson, Charles	1944
Anderson, Donald	1970
Anderson, Harry	1961
Anderson, John	1927-28
Anderson, Kent	1993
Anderson, Michael	1993
Anderson, Norman "Craig"	1965
Anderson, Scott	1989-90
Andino, Robert	2013-14
Andres, Ernie	1947
Andujar, Joaquin	1973-74
Angle, Thomas	1930-33
Anna, Dean	2014
Anthony, Eric	1995-96
Archie, George	1937
Archinski, Anthony	1940
Arias, Amador	1995-96
Arline, James	1979
Armbrister, Edison "Ed"	1972-74, 1978
Armstrong, James	1969-70
Armstrong, Michael	1978

Arnsberg, Bradley	1993
Ascanio, Jose	2009, 2011
Ashenfelder, Roy	1912
Ashley, Nevin	2014
Ashley, Shon	1992
Atchley, Justin	1999
Atherton, Charlie	1906
Atkins, Arnold "Arnie"	1957
Attreau, Richard	1922
Averill, Earl	1955-56
Ayala, Robert	1993
Aylward, Dick	1953

- B -

Babb, Charles	1902
Babitt, Mack "Shooty"	1984
Baerga, Carlos	1999
Baez, Kevin	1998-99
Bagby, James	1948
Bahr, Edson	1948-49
Bailey, Arthur "Gene"	1924
Bailey, Ben	1996
Bailey, John "Mark"	1988
Baird, Doug	1921-22
Baker, Derrell	1985-87
Baker, Kenneth	1984
Baker, Steven	1985
Baker, William	1938-39
Bako, Gabor "Paul"	1997
Balas, Mitchell "Mike"	1939-40
Baldschun, Jack	1968
Balester, Collin	2015
Ballier, Jay	1989
Ballinger, Henry "Del"	1950
Baney, Richard	1971, 1973-75
Barbato, Johnny	2017
Barberie, Bret	1991-92
Bargar, Greg	1984-85
Baringer, Allen	1934
Barker, Kevin	2000-01
Barker, Leonard "Large Lenny"	1986
Barnes, Clint	2014
Barnes, Barrett	2017
Barnes, Brian	1989, 1991-92
Barnes, Luther "Lute"	1974-75
Barnes, William	1943
Barnes, William "Skeeter"	1981-83, 1985-86
Barnhardt, Jim	1953
Barnhart, Clyde "Pooch"	1928-31
Barnhart, Leslie "Barney"	1931-32
Barnhart, Victor	1947
Barnwell, Christopher "Chris"	2009
Barranca, German	1981-82
Barrett, Charles "Red"	1939-40
Barrett, Francis "Frank"	1946-48
Barrett, Timothy	1985-89
Barrios, Manuel	1999
Barrios, Yhonathan	2015
Barski, Martin	1973
Barthmaier, James "Jimmy"	2008-09
Bartlett, Lee	1921-22
Basgall, Romanus "Monty"	1950-51
Bass, Brian	2010
Bastardo, Antonio	2017
Bastian, Jack	1941
Bates, Hubert "Bud"	1936
Batts, Matthew	1955
Bauer, Charles	1940
Bauer, John	1967
Baumer, Jarrett "Jack"	1952-53
Bautista, Denny	2009
Bautista, Jose "Joey Bats"	2005-06, 2008
Bayliss, Jonah	2006-08
Beam, Theodore "T.J."	2008
Beard, Ted	1947-51, 1956-63
Bearse, Kevin	1991

ALL-TIME ROSTER

ORGANIZATION

2018 INDIANS

IL & OPPONENTS


2017 REVIEW

PIRATES

HISTORY

GENERAL

Beatty, Gordon "Blaine"	1992, 1995
Beauchamp, James	1968
Becker, Joseph	1941
Bedore, Frederick "Eagle"	1931-35
Begley, James "Imp"	1924
Behney, Melvin "Mel"	1970-72
Beimel, Joseph "Joe"	2011
Bejma, Aloysius "Ollie"	1929-30
Belcher, Timothy	1995
Belinda, Stanley "Stan"	1999
Belinsky, Robert "Bo"	1970
Belk, Timothy "Tim"	1994-97
Bell, David "Gus"	1950
Bell, Josh "JB"	2015-16
Beltre, Esteban	1990
Benedict, Matthew "Matt"	2015
Bennett, David "Chris"	1990-91, 1993
Berardino, Richard	1962
Bere, Jason	1999
Berenyi, Bruce	1979-80
Berger, Frederick	1936-37
Berger, Michael	1988
Berger, Walter	1940
Bergeron, Peter	2004
Berly, Jack	1932
Bernard, Pablo	1957
Bernero, Adam	2008
Bernier, Carlos	1949, 1960-61
Bernier, Douglas "Doug"	2010
Berry, ***	1922
Berry, Allan "Ken"	1963-64
Berry, Claude	1904-05
Bess, John "Johnny"	1995
Bestudik, Joseph	1941-42, 1946
Betzel, Bruno	1918, 1927-29
Bevacqua, Kurt	1970-71
Bevan, Harold "Hal"	1961
Bicknell, Charles "Bud"	1957
Bierek, Kurt	2000
Bilardello, Dann	1986
Biskup, Frank	1955-56
Bisland, Rivington	1911
Bixler, Brian	2007-10
Bjorkman, George	1984-85
Black, Victor "Vic"	2013
Blackburn, Earl	1914-15
Blackburn, Wayne	1940-44, 1946
Blake, Ed	1953
Blanco, Henry	2000
Blankenship, Theodore	1930
Blateric, Stephen "Steve"	1970, 1972-73
Bleich, Jeremy	2015
Blenkiron, Vernon "Vern"	1928
Blessing, Robert	1924
Bloodworth, Jim	1947
Blowers, Michael	1989
Blucher, William	1968
Bluege, Otto "Squeaky"	1935-36
Boak, Chester "Chet"	1961
Bockman, Joseph	1950
Bocock, Brian	2011, 2013
Boeve, Adam	2006-08
Boggs, Brandon	2012
Bolen, Stewart	1932-36
Bollweg, Donald	1955
Bolton, Orville	1941
Bolton, Rodney "Rod"	1997-98, 2000
Bongiovanni, Anthony	1939
Bonham, William	1981-82
Bono, Adlai "Gus"	1923
Bonura, Henry "Zeke"	1931



Boone, Aaron 1997-99

Boone, Bret	1997
Boone, Carl "Danny"	1926-30
Bootcheck, Christopher "Chris"	2009
Borbon, Pedro	1970-71
Bormann, John	2017
Borom, Edward "Red"	1944
Boros, Stephen	1968
Borowicz, Raymond	1971
Boscan, Wilfredo	2015-16
Bostick, Christopher	2017
Bottenfield, Kent	1991-92
Botz, Robert	1960
Bouchet, C.	1935
Bouchet, Paul	1935
Bouknight, Kip	2007
Bouldin, Carl	1964-65
Bouza, ***	1936
Bowerman, Frank	1909-10
Bowers, Timothy "Jason"	2008
Bowker, John	2010-11, 2015
Bowles, Brian	2004
Bowling, Stephen	1979
Bowman, Ernest "Ernie"	1969
Bowman, Paul	1944
Bowsfield, Edward "Ted"	1960
Boyer, Blaine	2011
Boyer, Cloyd "Junior"	1957-61
Bozied, Robert "Tagg"	2009
Brack, Gilbert "Gibby"	1940-41
Bradford, Charles "Buddy"	1965-67
Bradley, Bobby	2005
Bradley, James "Richard"	1977
Brady, Robert	1945-46
Brady, William	1911
Brame, Ervin	1928
Branson, Jeffery "Jeff"	1997, 1999
Bratschi, Frederick "Fritz"	1918
Braut, Steven	2016-17
Braun, Randall "Randy"	1989-90
Bravo, Angel	1967, 1971
Braxton, E. Garland	1937
Breeden, Danny	1967, 1969-70
Breining, Fred	1985
Brice, Alan	1962
Brickell, George "Fred"	1927
Briggs, Dan	1977
Briggs, Herbert "Buttons"	1907
Briggs, Jonathan	1961
Brigham, Jacob "Jake"	2014
Briley, Gregory "Pee Wee"	1995
Brito, Jose "Oscar"	1981
Brito, Mario	1992
Broadway, Larry	2009
Bromberg, David	2013
Bronkhurst, Albert	1943-44
Bronkie, Herman "Dutch"	1914-18
Brooks, Jerome "Jerry"	1995

ALL-TIME ROSTER

Bross, Terry	1994
Brower, James "Jim"	2007
Brown, Brant	2001
Brown, Brooks	2013
Brown, Curtis	1986-87
Brown, Dustin "Dusty"	2011
Brown, Edward	1922-24
Brown, Jim	1947
Brown, John "Chris"	1995
Brown, John "Red"	1939
Brown, Kelson	2015
Brown, Kevin	2000-01
Brown, Mordecai "Three Finger"	1919
Brown, Scott	1980-81
Brown, Steven	1985
Broxton, Keon	2015
Brubaker, Wilbur "Bill"	1941
Bruce, Louis	1905-06
Brumfield, Jacob	1993
Bruske, James "Jim"	2000
Buchanan, Robert	1983
Buckley, Travis	1995-96
Buddie, Michael "Mike"	2000-01, 2003
Buddin, Donald	1964
Budzinski, Mark	2003
Buford, Don	1962-63
Bullinger, Kirk	2005
Bullington, Bryan	2005, 2007-08
Bullock, Eric	1990, 1992
Bundy, Lorenzo "Bud"	1989
Bunker, Richard	1960
Burba, David "Dave"	2003
Burge, Arlie "David"	1968-69
Burk, Charles	1913-15
Burke, James	1909, 1911
Burke, Timothy	1984
Burkhart, Lance	2002
Burnett, Allan "A.J."	2012
Burnett, Sean	2006-08
Burns, ***	1912
Burns, John	1906
Burns, Joseph	1944
Burns, William	1966
Burnside, Sheldon	1979-80
Burres, Brian	2010-11
Burrus, Maurice "Dick"	1928
Burwell, William	1923-34
Busby, Michael "Mike"	2000
Bush, Owen "Donie"	1908, 1924, 1926
Butcher, Henry	1915, 1918
Butera, Salvatore "Sal"	1984-85
Buttler, Victor "Vic"	2006
Butzberger, Al	1932-34
Byers, Oliver	1944

- C -

Cabrera, Daniel	2012
Cabrera, Ramon	2012
Caffie, Joe "Rabbit"	1953-55
Caldwell, Earl "Teach"	1940
Callaghan, Martin	1933
Callison, John	1958-59
Caminero, Arquimedes	2016
Camp, Norm	1953
Campbell, Archie	1931-32
Campbell, Bruce	1930
Campbell, Michael	1989
Campbell, William	1923-24
Campos, Francisco	2002-03
Canate, William	1993
Cancel, Robinson	2001
Candaele, Casey	1985-86, 1988, 1994
Cantwell, Richard	1915
Canzler, Russell "Russ"	2013
Capilla, Douglas	1978
Capps, Matthew "Matt"	2005

Cappuzzello, George	1978-79
Capri, Patrick	1944
Capuano, Christopher "Chris"	2004
Carbo, Bernardo "Bernie"	1969
Cardoni, Armand "Big Ben"	1945
Carey, Brooks	1982
Carisch, Frederick	1911
Carl, Ray	1927
Carlin, Lucas "Luke"	2010
Carlos, Francisco "Cisco"	1967
Carlucci, Richard	1982-83
Carlyle, Roy	1932
Carr, Charles "C.C."	1906-10
Carr, John	1904-06
Carrara, Giovanni	1996-97, 1999, 2006
Carrasco, Hector	1996-97
Carreon, Camilo	1959
Carroll, Brett	2013
Carroll, Thomas	1973-76
Carter, ***	1926
Carter, Leon	1958-59
Carter, Paul	1916
Carter, Steven	1993
Casanova, Raul	2000, 2002
Case, Bobby Joe	1959
Casey, Joseph	1912-13
Casey, Sean "The Mayor"	1998
Cash, Norman	1958
Cassini, Jack "Scat"	1948-49
Castiglione, Pete	1947-48
Castillo, Jose	2005
Castillo, Wilkin	2015
Castle, Carmel	1941
Castro, Jose	1990
Cates, Timothy	1984-85
Cato, John "Keefe"	1982-83
Catton, Robert	1964
Caudill, William	1977
Causey, Cecil "Red"	1922
Cavet, Tillar "Pug"	1918-23
Cecil, Rex	1946
Cedeno, Ronny	2011
Cervelli, Francisco	2016
Cesar, Dionys	2001-02
Chadbourne, Chester "Chet"	1909-10
Chakales, Robert "The Golden Greek"	1952-53
Chamberlain, Hal	1934-35
Chambers, Inman "Lamar"	1951-52
Chambers, Travis	1990
Chaney, Darrel	1971
Channell, Lester	1911
Chantres, Carlos	2001
Chapman, Glenn	1932-33, 1938-39
Chavez, Jesse "Flaco"	2006-08
Chavez, Raul	2008
Chelini, Italo "Lefty"	1941
Chenault, William	1907
Cheney, Laurence	1909-11
Chiaffredo, Paul	2005-06
Chiavacci, Ronald "Ron"	2005-06
Chick, Travis	2010
Chiffer, Floyd	1986
Childers, Jason	2002-04
Childers, Matthew "Matt"	2002-04
Chrisley, Barbra "Neil"	1957
Christenbury, Lloyd	1923-25, 1927
Christenson, Ryan	2002
Christmas, Stephen "Steve"	1982-83
Chulk, Charles "Vinnie"	2010
Cianfrocco, Angelo "Archi"	1992
Cicero, Joseph "Dody"	1930
Cicotte, Edgar	1906
Cieslak, Thaddeus "Ted"	1946
Ciriaco, Pedro	2010-11
Claggett, Anthony	2010-11
Clark, Alfred "Allie"	1958

ORGANIZATION

2018 INDIANS

IL & OPOONENTS

2017 REVIEW


PIRATES

HISTORY

GENERAL

ALL-TIME ROSTER

Clark, Brady	2003
Clark, James	1951
Clarke, Jay	1912-13
Clarke, Sumpter	1925
Clay, Danny	1990
Clemens, Chester "Chet"	1944
Clement, Jeffrey "Jeff"	2009-12
Clemente, Edgard	2002
Clemons, Clifford "Scott"	1987
Cleverly, James	1955
Cline, James "Pat"	2000
Clinkscales, Lester	1965-66
Coco, Pasqual	2003
Coffey, John	1910


**Colavito, Rocky****1954-55**

Colbrunn, Gregory	1992
Cole, Gerrit "Cole Train"	2012-14, 2016
Cole, Richard	1951
Cole, William "Rodger"	1986-87
Cole, Willis	1914-16
Coleman, Gordon	1955
Coleman, Vincent	1996
Collier, Louis "Lou"	2000-01
Colon, Roman	2013
Combe, Geoffrey	1979-81
Comorosky, Adam	1928
Concepcion, David	1969
Conde, Ramon "Wito"	1962-70
Conner, Decomba	1996
Connolly, Mervin "Bud"	1927-30
Connolly, Michael "Mike"	2005-06
Conti, Stanley "Jason"	2003
Contreras, Jose	2013
Conway, Jack	1949
Conyers, Herbert	1952
Conzelman, Joseph	1915
Coogan, Dale	1949-50
Cook, Cliff	1961
Cook, James	1907-08
Cook, Kerry	1985
Cooke, Steven "Steve"	1998
Coolbaugh, Michael "Mike"	2001
Cooney, John	1932-35
Cooper, Gary	1994
Cooper, William "Walker"	1958-59
Coppinger, John "Rocky"	2001
Corbett, Douglas	1978-79
Corbett, Raymond	1983
Cordero, Wilfredo	1991-92
Cordier, Erik	2013
Corey, Mark F.	1998, 2005, 2007
Corey, Mark M.	1986-87
Corrales, Patrick "Ike"	1968, 1972
Correll, Victor	1978
Cortes, Jorge	2008
Cosman, James	1969, 1971
Coste, Christopher "Chris"	2004
Costello, John	1990
Costo, Timothy	1993-94
Cota, Humberto	2005, 2007
Cotelle, Cosmo "Como"	1934-36, 1944
Cotter, Richard	1913
Coulter, Arthur	1902-03, 1907-08

Courtright, John	1994-95
Covington, Clarence "Sam"	1918-22
Cox, William	1941
Crabbe, Glen	1960
Craig, Edward	1905
Craig, Peter	1967
Crandall, James	1936-37
Crandall, Karl	1913-16
Crane, Sam	1918-19
Crawford, Alfred	1969-72
Crawford, Glenn "Shorty"	1948
Crawford, James	1932
Crawford, Joseph "Joe"	2000
Creasy, Jason	2016
Crespo, Cesar	2005
Cromer, Brandon	2000
Cromer, David "D.T."	1999
Cromley, Lyle	1904-07
Cross, Montford "Monte"	1909
Crotta, Michael	2010-11
Crouse, Clyde "Buck"	1930
Crow, Prentis "Lee"	1966
Crowell, James "Jim"	1997-98
Crowley, ***	1903
Crudale, Michael "Mike"	2003
Crum, Clarence	1918-20
Cruz, Luis	2008-09
Cucjen, Romulo "Romy"	1990
Cuellar, Miguel "Mike"	1961
Culberson, Calvin	1993
Cummings, Midre	2002
Cumpton, Brandon	2013-14, 2017
Cunnane, William "Will"	2001
Curry, Matthew "Matt"	2012, 2014
Curtis, Clifton	1905
Curtis, Robert "Wes"	1951
Cutshall, William	1985-86
Cvengros, Michael	1930-31

- D -

Daglia, Peter	1932-33
Dahlke, Jerome "Jerry"	1957-58
Dale, Emmett	1916-19
Dalesandro, Mark	2000
Daley, Leavitt "Buddy"	1953-54, 1956
Dallesandro, Nicholas "Dom"	1949-51
D'Amico, Jeffrey "Jeff"	2000
Daney, Arthur	1929-31
Darcy, Patrick	1974, 1976
d'Arnaud, Chase	2011-14
Daugherty, John "Jack"	1987-88
Dauphin, Philip	1993
Davidson, Billy Joe	1954-55
Davidson, David "Dave"	2007, 2009
Davidson, Randall	1978-79
Davidson, Robert "Paul"	1908-09
Davidson, William	1964
Davins, James	1990
Davis, Blake	2014
Davis, Bret	1991
Davis, Douglas "Doug"	2003
Davis, Eric	1983



ALL-TIME ROSTER

Davis, George "Storm"	1995	Dowd, James "Skip"	1911
Davis, James	1998-99	Dowless, Michael	1982-83
Davis, Jason	2008-09	Downey, Thomas	1913
Davis, Kane	2000	Downs, Jerome "Red"	1913
Davis, Michael	1991	Doyle, Blake	1980
Davis, Rajai "Raj"	2006-07	Doyle, Thomas "Tom"	1996
Davis, Thomas	1945	Drahman, Brian	1995-96
Davis, William	1976	Drake, Samuel "Sammy"	1964
Davison, Michael	1971	Drapcho, Edward	1962-64
Dawkins, Travis "Gookie"	2006	Dreier, Douglas	1973
Dawley, William	1980-82	Drese, Ryan	2008
Dawson, Rexford	1915-17, 1919	Drews, Frank	1946
Dawson, William "Willie"	1964	Drews, Karl	1958
Dean, Kevin	1989	Driessen, Daniel	1973
DeBusschere, David	1964-65	Driscoll, James	1973-74
de Caster, Yurendell	2005-07	Druhot, Carl	1908
DeCastris, Frank "Chico"	1971	Dubee, Michael	2010-11
Decker, Jaff	2014-15	Duckworth, Brandon	2006
Dedmon, Jeffrey	1989	Duff, Pat	1905
DeFreites, Arturo	1974-79	Duffalo, James	1968
Dehn, Gregory "Gordy"	1973	Duffy, Christopher "Chris"	2005-06, 2008
Deininger, William	1947	Duffy, Frank	1969-70
De Jesus, Ivan	2013	Dufour, William	1957-59
Delahanty, Frank	1910	Duggan, Ed	1903
de la Hoz, Miguel "Mike"	1969-70	Duggan, John	1910
Delaney, Jason	2008-09	Duke, Jerome "Doug"	1989
De La Rosa, Jorge	2004	Duke, Zachary "Zach"	2005, 2007
Delgado, Alex	2003-04	Dumatrait, Phillip "Phil"	2009
Del Greco, Robert	1966	Dumoulin, Daniel "Dan"	1977-79
De Los Santos, Valerio	2002	Duncan, Frank	2016
Delsing, James	1957	Dunham, Wiley	1903
DeLucia, Richard	1994	Dunlap, J. Paul	1936, 1939
DeMontreville, Leon	1904	Dunleavy, John	1906
Dennis, Donald	1967	Dupon, Barton	1960
Denson, Drew	1995	duRapau, Montana	2017
Dente, Sam	1953	Durham, Louis "Bull"	1908
Derrick, Claud "Deek"	1916-17	Durham, Miles	2011-12
Derringer, Paul "Duke"	1946	Durheim, Harry	1945
Derrington, Charles "Jim"	1958	Durocher, Jayson	2002-03
Desautels, Eugene	1952	Durrington, Trent	2004
DeShields, Delino "Bop"	1989	Dusan, Eugene	1973-74
Detore, George	1945	Duval, Michael "Mickey"	1979
Detweiler, Robert "Ducky"	1946	Dyck, Jim	1955
Devore, Joshua	1919	Dyer, Sidney	1930
Diaz, Alexis	1991		
Diaz, Argenis	2009-10		
Diaz, Einar	2007		
Diaz, Elias	2014-17		
Diaz, Jose "Jumbo"	2012	Earley, Arnold	1960
Diaz, Rafael "Ralph"	1992	Earley, Thomas	1945
Diaz, Robinson	2008-09	Easley, Edward "Ed"	2016
Dibble, Robert	1994	Easter, Luscious "Luke"	1952
Dick, Edward	1961	Easterwood, Roy	1939
Dickerson, Christopher "Chris"	2014	Eastwick, Rawlins "Rawly"	1973-75
Dickerson, Walter	1945	Eaton, Craig	1984
Dickey, Guy	1904-05	Ebert, Derrin	2002-03
Dickey, Lloyd	1952	Eckhardt, Oscar "Ox"	1936-37
Dickson, Cody	2017	Eddie, Steven "Steve"	1996, 1999
Diehl, George	1943-44	Edelen, Benny "Joe"	1982-83
DiFabio, Joseph	1971	Edington, Jacob "Stump"	1914
Dilks, Darren	1984	Edwards, Johnny	1961
Dill, Robert	1945	Edwards, Michael "Mike"	2006-07
Dismuke, James "Jamie"	1994-95	Egerer, Harold	1936
DiTusa, Domenick	1957	Eischen, Joseph "Joey"	1997-98
Dixon, Leo	1921-23	Eldred, Bradley "Brad"	2005-07
Dixon, William "Eddie"	1989-91	Elia, Lee	1965-67
Dobkins, Thomas	1952	Ellam, Roy	1918
Dolan, Albert	1916-17	Eller, Horace "Hod"	1924
Doljack, Frank	1938	Elliott, James "Jumbo"	1935
Doll, Arthur "Moose"	1940	Elliott, Justin	2006
Donahue, John "Deacon"	1944	Ellis, Samuel "Sammy"	1961
Donnelly, Brendan	1995, 1998	Emery, Calvin "Cal"	1960, 1968
Dopson, John	1985-86, 1988	Enger, Elert "Eli"	1927
Dorman, Charles "Red"	1930-31	English, Gilbert	1942-46
Dorsett, Brian	1993, 1995	Enochs, Christopher "Chris"	2005
Doomit, Ryan	2005-07, 2009-11	Enyard, Terry	1975
		Enzmann, John	1921
		Eppard, James	1992



ORGANIZATION

2018 INDIANS

IL & OPPONENTS

2017 REVIEW

PIRATES

HISTORY

GENERAL


ALL-TIME ROSTER

Epperly, Albert	1938
Eppler, Tyler	2017
Eppley, Cody	2014
Erdoes, Todd	2004
Erickson, Matt	2004
Erickson, Paul	1949
Esasky, Nicholas	1981-83
Escalera, Santurnino "Nino"	1953
Espinal, Edwin	2017
Espy, Cecil	1993
Estevis, Camilo	1964
Estrada, Horacio	2000
Estrella, Leoncio "Leo"	2003
Etler, Todd	1996, 1999
Eubank, John	1908
Evans, Nicholas "Nick"	2012
Eveland, Dana	2010



Facchini, Alfred "Aldo"	1958-59
Faeth, Anthony	1926
Fairly, Carl	1943
Falkenberg, Frederick "Cy"	1916-18
Falzone, Alfred	1942
Faraci, Joseph	1967
Farkas, Ronald "Ronnie"	1981-82
Farmer, Howard	1989-92
Farnsworth, Jeffrey "Jeff"	2004
Farnsworth, Kyle	2013
Farrell, ***	1918
Farrell, Jeremy	2012
Farrell, John	1905-06
Farrell, Kerby	1944
Fasano, Salvatore "Sal"	2002
Fassero, Jeffrey	1991
Faul, William	1968
Faulk, Mitchell "Kelly"	1987
Fausett, Robert "Leaky"	1936-38
Faye, Edward	1916
Feliz, Anderson	2017
Ferek, Stanley	1947-48
Ferguson, William	1971-72
Fernandez, Froilan "Nanny"	1949-51
Fernandez, Humberto "Chico"	1964
Fernandez, Jose	2000
Fernandez, Lorenzo "Chico"	1967
Ferrer, Sergio	1980-81
Ferreira, Raul	1977-78
Ferrick, Tom	1953
Ferry, Michael	1994-95
Fiala, Neil	1982
Field, Thomas "Tommy"	2014
Figard, Gordon	1959
Figueroa, Luis	2004
Figueroa, Nelson	2002, 2011
Figueroa, Stephen "Cole"	2016
Fillingim, Dana	1917
Fireovid, Stephen "Steve"	1990
Fischer, Jeffrey "Jeff"	1987-88
Fischer, William	1965-67
Fisher, George "Showboat"	1926
Fisher, Harry	1951
Fisher, John	1904-06
Fisher, Thomas	1969
Fitz Gerald, Ed	1950
Fitzgerald, Howard	1931
Fitzgerald, Michael "Mike"	1986, 1988, 1991
Fitzgerald, Ray	1931-32
Fitzsimmons, Fred	1922-25
Flaherty, Ed	1920
Flanigan, Thomas	1957-58
Fleming, Leslie "Les"	1948-49
Fletcher, Darrin	1992
Fletcher, Glenn	1940-43, 1945-47
Fletcher, Robert	1945
Flick, Charles	1902

Florence, Paul "Pep"	1925-28
Florimon, Pedro	2015-16
Flowers, Charles "Wes"	1938, 1944-46
Flowers, D'Arcy "Jake"	1936
Flury, Patrick "Pat"	1999
Flynn, John	1913
Flynn, Robert "Doug"	1974
Foiles, Henry "Hank"	1953-54
Foley, Thomas	1981-82
Ford, Benjamin "Ben"	2003-04
Ford, Darren	2013
Ford, Eugene	1903
Ford, Shelby	2009, 2011
Fordham, Thomas "Tom"	2000-01
Fordyce, Brook "Dyce"	1996-98
Fortugno, Timothy "Tim"	1996



Foster, George "Yahtzee" 1973

Foster, John	2003
Fox, Chad	2001
Fox, Jacob "Jake"	2012
Fox, William	1902-03
Francis, Earl	1966
Francis, William	1923
Franco, John	1983
Frank, Stephen "Mike"	1998-99
Franklin, Anthony	1975-76
Franklin, Glen	1983
Franklin, Micah	2001
Frazier, Adam "Fraz"	2016-17
Frazier, Foy	1930
Frazier, Ronald "Ron"	1996
Freed, Roger	1974
Freeman, Jerry "Buck"	1911
Freigau, Howard "Ty"	1930
French, Charles	1918
French, Donald	1937-40
Frey, Steven	1989-91
Fricano, Marion	1955
Friday, Brian	2010-12
Fridley, James "Big Jim"	1952
Friel, William	1905
Friend, Bob "Warrior"	1950
Friend, Owen "Red"	1954
Frieri, Ernesto "Big Ern"	2014
Frobel, Douglas "Doug"	1985, 1988
Fryer, Eric	2011-12
Fuentes, Michael "Mike"	1984-85
Fuller, James "Jim"	2016
Fulton, Greg	1992
Furmaniak, Jason "J.J."	2005-06



Gables, Ken	1947
Gagnier, John "Ed"	1912
Gaines, Joe	1961
Gakeler, Daniel	1989-90
Galarraga, Andres "Big Cat"	1985
Galtzter, Milton	1938-42
Gallagher, Sean	2011
Gallivan, Philip	1935
Gallivan, Thomas	1935-38
Galloway, James	1913-14
Galvez, Balvino	1990

	ALL-TIME ROSTER	
GENERAL		
HISTORY		
PIRATES		
2017 REVIEW		
IL & OPPONENTS		
2018 INDIANS		
ORGANIZATION		
	Hardgrove, Omer W.	1910
	Hardtke, Jason	1999
	Hardy, Carroll	1956
	Hardy, James "J.J."	2004
	Harikkala, Timothy "Tim"	2000-02
	Harrell, William "Billy"	1954-56
	Harrelson, William	1970-71
	Harriger, Dennis "Denny"	1999
	Harrington, Charles "Mickey"	1960
	Harrington, Roland	1940
	Harrington, William	1913-14
	Harris, Charles "Bubba"	1952
	Harris, Greg	1982-84
	Harris, James "Billy"	1971
	Harris, John	1983
	Harris, Reginald "Reggie"	2000
	Harris, Tyrone "Gene"	1989
	Harrison, Josh "J Hay"	2011, 2013, 2015
	Harshbarger, Glenn	1954-55
	Hart, Jon "Corey"	2004, 2015
	Hart, Kevin	2010
	Hart, William	1906
	Hartley, Grover "Slick"	1926
	Hartnett, Charles "Gabby"	1942
	Haslin, Michael "Mickey"	1943
	Hayden, John	1908-10
	Hayes, Ben	1982-83
	Hazel, Albert	1945-46
	Hazle, Robert "Hurricane"	1954
	Heath, Minor "Mickey"	1935-36
	Heath, William	1965
	Hecht, Steven	1990-91
	Hedrick, Donald "Hed"	1951
	Heidenreich, Curtis	1983
	Heilman, Aaron	2011
	Heine, ***	1922
	Heintz, Michael	1973-74
	Helms, Wesley "Wes"	2003-04
	Heltzel, William "Heinie"	1944-45
	Henderson, Joseph "Joe"	1975-77
	Henderson, Steven	1977
	Hendrickson, Benjamin "Ben"	2004
	Henline, Walter "Butch"	1919-21
	Henriquez, Ralph	2014
	Henry, Floyd "Butch"	2001
	Henry, Frank "Dutch"	1925-26
	Henry, William	1968
	Heredia, Gilbert	1992
	Heredia, Ubaldo	1987
	Hernandez, Adrian "El Duquecito"	2004
	Hernandez, Anderson	2012
	Hernandez, Cesar	1993
	Hernandez, Christopher "Chris"	2007-08
	Hernandez, Gorkys	2011-12, 2015
	Hernandez, Jose	2000, 2007
	Hernandez, Michel	2008
	Hernandez, Rudolph "Rudy"	1961
	Hernandez, Runelvys	2007
	Herndon, Roy	1944
	Herrera, Yoslan	2008-09
	Herring, Paul "Blito"	1981
	Herrmann, Frank	2015
	Hertzler, Paul	1985
	Hesketh, Joseph	1984, 1988-89
	Hess, Arthur	1903-04
	Heving, Joe	1932
	Heydon, Michael	1902-04
	Hiatt, Philip "Phil"	1999
	Hickey, John	1906
	Hicks, Jim	1964-67
	Hicks, Joe	1958-59, 1961
	Higdon, William	1952
	Higgins, Dennis	1965, 1967
	Higgins, Robert	1910
	High, Charles	1931
	Hildebrand, Oral	1930-31, 1942
	Hill, Carmen	1919, 1922-26
	Hill, Milton	1993
	Hill, Oliver	1940
	Hill, Orsino	1988
	Hill, William "Bobby"	2005
	Himes, John	1906-07
	Himes, Lawrence "Larry"	1964
	Hinkle, Daniel "Gordie"	1938
	Hinton, Charles	1961
	Hinton, Richard	1976
	Hixon, Loren	1912
	Hoagland, Thomas	1963
	Hobaugh, Edward	1959, 1964
	Hocutt, Michael	1986
	Hodapp, U.J. "Johnny"	1924-25
	Hoeksema, Dave	1985
	Hoerner, Joseph	1977
	Hoff, James	1972
	Hoffierth, Stewart "Stew"	1943
	Hoffman, Clarence "Dutch"	1930, 1933
	Hoffman, Daniel	1911
	Hogan, James "Shanty"	1937
	Hogriever, George	1902-04
	Hogsett, Elon "Chief"	1942-43
	Hohnhorst, Edward	1912
	Holdzkorn, John	2014-15
	Holke, Walter "Union Man"	1926-28
	Hollingsworth, Phillip "Ethan"	2013
	Hollins, Damon	1999-00
	Holman, Brian	1987-88
	Holmes, Clay	2017
	Holmes, Howard "Ducky"	1906
	Holshouser, Herman	1931
	Holt, Brock "Brock Star"	2012
	Hooker, William	1963
	Hooks, Alexander	1930
	Hooper, Bob	1955
	Hoover, John	1990
	Hoover, Robert "Joe"	1937
	Hopke, Frederick	1961
	Hopke, William "Bill"	1907-09
	Horlen, Joel	1963
	Horne, Berlyn "Trader"	1931-32
	Hoskins, David	1954-55
	Host, Eugene "Twinkles"	1958
	Hostettler, David	1985
	House, Patrick	1965, 1970
	House, Walter	1930
	Householder, Paul	1980-81
	Houser, Benjamin	1911
	Housman, Jeff	2004
	Houston, James	1927
	Houston, Melvin	1988-91
	Howard, Bruce	1964, 1967
	Howard, Lee	1947
	Howard, Roger	1957
	Howard, Thomas	1996
	Howell, Jay	1979-80
	Howell, Millard	1958-59
	Howitt, Dann	1996
	Howley, Dan "Dapper Dan"	1907-10
	Huber, Otto	1942
	Hudler, Rex "Wonder Dog"	1988
	Hudson, Jack	1977
	Hufft, Irvin "Fuzzy"	1932-33
	Hughes, James	1958
	Hughes, Jared "Bull"	2011-14, 2016
	Hughes, Keith	1993
	Hughes, Stephen	1980
	Hulet, Timothy	1988
	Hume, Thomas	1975-77
	Hunt, Allen	1939-42
	Hunt, James "Randy"	1986
	Hunter, Brian	1995, 1997
	Hunter, Frederick "Newt"	1911-12
	Hurdle, Clinton "Clint"	1982


Hurst, James	1995
Hurst, Jonathan	1992
Hurt, Wally	1927
Huson, Jeffrey "Jeff"	1989
Hutchings, John	1942-44, 1946, 1948-51
Hutchinson, Ira	1945
Hutchison, Andrew "Drew"	2016-17
Hutson, Eulas	1952
Hutton, Mark	1998
Hyman, Donald	1960
Hyzdu, Adam	1994

- I -

Iapoe, Anthony	2000
Iglesias, Juan	1960
Inge, Charles "Brandon"	2013
Ingerton, William "Scotty"	1912-13
Inman, Jeffrey "Jeff"	2015
Irwin, Phillip "Phil"	2012-14
Isales, Orlando	1982-83
Ishikawa, Travis "Smoky"	2015
Iwamura, Akinori	2010
Izquierdo, Enrique "Hank"	1956
Izquierdo, Hansel	2005

- J -

Jackson, Damian	1997-98
Jackson, John	1972
Jackson, Michael	1994-95
Jackson, Randy "Jay"	2014
Jackson, Ronald "Ron"	1957, 1959-60
Jackson, Steven	2009-11
Jacobs, Arthur	1939-40
Jacobs, Lamar "Jake"	1961
Jacobsen, Landon	2006
Jacobsen, Larry "Bucky"	2001
Jacobson, William	1928
Jacquez, Patrick "Pat"	1972
Jadwin, James	1954-55
Jaeger, Charlie	1905
Jakubauskas, Christopher "Chris"	2010
James, Robert	1906
Jancich, Gregory	1961, 1963
Janvrin, Harold "Hal"	1923
Janzen, Martin "Marty"	1999
Jaramillo, Jason	2010-11
Jarvis, Kevin	1994-96, 1998
Jarvis, Leroy "Roy"	1947
Jean, Domingo	1995-96
Jeffcoat, George	1943, 1945
Jennings, James "Doug"	1994, 2003
Jensen, Marcus	2002
Jeroloman, Brian	2013
Jhang, Jin-De	2016
Jimenez, Felix "Elvio"	1970-71
Jimenez, Pedro	1945
Johnson, Brian	1999
Johnson, Chester	1948-49
Johnson, Gary "Griz"	1964-66
Johnson, Kristofer "Kris"	2012-13
Johnson, Lloyd	1937-41
Johnson, Mark J.	2002
Johnson, Mark L.	2004
Johnson, Mark P.	1997-98
Johnson, Michael "Mike"	1972-73



Johnson, Randy "Big Unit" 1988-89

Johnson, Ronald	1984
Johnson, Roy	1984-85
Johnson, Stanley	1959
Johnson, Wallace "Wally"	1984-86, 1990
Johnson, William "Russ"	2007
Johnston, Leonard "Len"	1960-66
Johnston, Manly	1963, 1965-66
Johnston, Michael "Mike"	2005-06
Jones, Allen	1956
Jones, Brandon	2010
Jones, Christopher "Chris"	2000-02
Jones, Clarence	1969
Jones, Elijah	1909
Jones, Eugene	1930-31
Jones, Garrett	2009
Jones, Grover "Deacon"	1963-64
Jones, James	1903
Jones, Jeffrey	1983
Jones, John "Admiral"	1920
Jones, John "Binky"	1924
Jones, John P.	1931
Jones, Joseph	1967
Jones, Lynn	1978
Jones, Michael	1987
Jones, Mitchell "Mitch"	2010
Jones, Paul	1921
Jones, Sam	1952-54
Jones, Steven	1966-67
Jonnard, Claude	1922, 1929-30
Jordan, Ricardo	1998, 2000
Jordan, Willis "Dave"	1958
Jorgensen, Carl "Pinky"	1938
Josephson, Duane	1966-67
Joyce, Michael	1962-63
Judd, Edward	1929
Judson, Howard	1953
Julio, Jorge	2009
Jurak, Edward	1989

- K -

Kahle, Robert	1936-37
Kahoe, Michael	1906
Kaiser, Alfred "Deerfoot"	1912
Kaiser, Jeffrey	1993
Kaiserling, George	1913
Kalin, Frank	1947-52
Kanavas, Nicholas	1944
Kang, Jung Ho	2016
Kantlehner, Erving	1917
Karstens, Jeffrey "Jeff"	2009-10, 2012
Kasperek, Kenn	2014
Kata, Matthew "Matt"	2007-08
Katawczik, Fred	1968
Kealey, Steven	1974
Keegan, Edward	1960
Keegan, Robert "Smiley"	1958
Keen, William "Buster"	1910
Keene, Brown	1912
Kelleher, John	1913-14
Kelley, Harry	1944
Kelley, William	1906
Kellogg, Robert	1949-50

ALL-TIME ROSTER

Kellum, Winford "Win"	1902-03, 1906-07	Kratz, Erik	2009-10
Kelly, Bob	1906	Krause, Scott	2000
Kelly, Donald "Don"	2007	Krawczyk, Jack	2002
Kelly, Joe	1915-16	Kremblas, Francis "Frank"	1993-96
Kelly, Michael "Mike"	1996-97	Kremers, James	1991-92
Kelly, Robert	1954	Kreutzer, Franklin	1962-63
Kelly, William	1980-81	Kroner, John	1931-32
Kelso, William	1968	Kroon, Marc	1998
Kendall, John	1910	Krop, Robert	1961
Kennedy, Benny "Bo"	1993	Krueger, Ernest	1922-25
Kennedy, Bill	1950	Krug, Henry	1907
Kennedy, Junior	1973-76	Krug, Martin	1913
Kennedy, Richard "Slick"	1966, 1968-69	Krynzel, David "Dave"	2004
Kennedy, Robert	1957	Kubski, Gilbert	1982
Kensing, Logan	2012	Kuchno, John	2016
Kenworthy, Richard	1965-67, 1971-72	Kuhl, Chad	2016
Kepshire, Kurt	1982, 1988	Kuhns, Charles	1902
Kern, William	1964	Kuwata, Masumi	2007
Kerne, George	1970	Kuzava, Robert "Sarge"	1959
Kerns, Henry "Butch"	1910		
Kerrigan, Joseph	1981		
Kerrigan, Robert "Huck"	1952		
Kessinger, Robert "Keith"	1993-94	LaCoss, Michael	1977-78, 1992
Kettle, Gerald "Jerry"	1960	Lacy, George "Big Gee"	1946
Keupper, Henry	1909	Ladell, Cleveland	1996
Keyser, Brian	1998	LaFromboise, Robert "Bobby"	2014-15
Kieschnick, Michael "Brooks"	2003-04	Lahti, Jeffrey	1981
Kihm, George	1902-03	Lajoie, Napoleon	1918
Kilgo, Raymond "Rusty"	1994-95	Lakeman, Albert	1941
Killebrew, Harmon	1958	Lambo, Andrew	2011, 2013-14
Killen, Frank	1902-03	Landis, James	1957
Kimball, Jack	1911-12	Landrum, Thomas "Bill"	1983, 1992
Kinaman, Charles "Dick"	1952-53	Lang, Don	1939-40
King, Clyde	1954	LaPalme, Paul "Lefty"	1950-51, 1958
King, Harold "Hal"	1973-74	Larish, Jeffrey "Jeff"	2012-13
King, Ray "Burger"	2000, 2002	LaRue, Michael "Jason"	1998-99
Kingham, Nicholas "Nick"	2014-15, 2017	Lassetter, Donald	1960
Kinney, Joshua "Josh"	2014	Latman, Arnold "Barry"	1957-58
Kinnunen, Michael	1984	Latshaw, Robert	1936-40
Kinsella, Robert	1921	Lawless, Thomas	1982-84
Kirke, Jay	1923	Lawrence, Brooks "Bull"	1960
Kissane, Dennis	1967	Lawrence, Joseph "Joe"	2003
Klages, Frederick	1966-67	Lawrie, Joseph "Babe"	1934-1937
Kleckley, James	1948	Layne, Herman	1927-29, 1933
Kleven, Jay	1977	Lazar, John "Danny"	1965
Klieman, Edward "Specs"	1946	Lea, Charles	1987
Klimek, Joshua "Josh"	2001	Leahy, Thomas	1908
Klingenbeck, Scott	1997-99	Leary, John	1916-17, 1919
Klinger, Robert	1949	Leary, Robert	1990
Klopp, Stanley "Betz"	1944	LeBlanc, Eric	1999
Klugmann, Josie "Joe"	1925-26	Ledezma, Wilfredo "Wil"	2010
Kluttz, Clyde	1949	Lee, Ernest	1933-34
Kmak, Joseph "Joe"	1996-97	Lee, Robert "Derek"	2000, 2003
Knapp, Michael	1995	Lee, Taber	2006
Knight, Charles "Ray"	1973-76	Leek, Eugene	1963
Knox, John	1976	Leesman, Charles "Charlie"	2015
Knox, Ryan	2003-04	Lehman, John	1944
Knudson, Guido	2016	Lehner, Paul	1952
Koelling, Brian	1993-94	Leibrandt, Charles	1978-79, 1981, 1983
Koenecke, Leonard "Len"	1928-31	LeMaster, Johnnie	1986
Koestner, Elmer	1918	Lemon, Jim	1953
Kolb, Brandon	2001	Lemon, Lee	1910
Kolb, Daniel "Dan"	2003, 2007	Leon, Jose	2005
Konerko, Paul	1998	Leroux, Christopher "Chris"	2011-12
Koonce, Graham	2005	Leroy, Louis	1913-14
Koontz, James	1985	Leshner, Brian	2001
Kopt, William "Larry"	1927	Leskanic, Curtis	2002
Koplove, Michael "Mike"	2009	Lesley, Bradley	1982-83
Koranda, James	1962-64	Leslie, Fenner	1903
Korcowski, Thomas	1954	Letchas, Charlie	1948
Kores, Arthur	1920	Leveille, Rolland	1950
Kosco, Andrew	1973	Leverenz, Walter	1915
Koshorek, Clement	1955	Leverett, Gorham "Dixie"	1927-28
Koupal, Louis	1927	Levis, Jesse	2001
Kraly, Steve	1960	Levrault, Allen	2000-01
Kramer, Thomas	1994	Lewis, John D.	1918
		Lewis, Kermit	1939, 1941

- L -

ALL-TIME ROSTER

Lewis, Philip	1910	Magoon, George	1904
Lewis, Richie	1987, 1991, 1997	Magruder, Christopher "Chris"	2004
Lewis, William	1937-39	Mahlberg, Gregory	1981
Liefer, Jeffrey "Jeff"	2004	Mahler, Michael "Mickey"	1985
Light, Pat	2017	Maholm, Paul	2005
Lilliquist, Derek	1996	Mahoney, James "Moe"	1966
Lincoln, Brad	2009-12, 2015	Main, Forrest "Woody"	1949-51
Lind, Henry "Carl"	1931	Maldonado, Carlos	2006-08
Lindaman, Vive	1909-10	Mallett, Gerald "Jerry"	1960
Lindblom, Josh	2017	Mallette, Brian	2001-02, 2005
Lindquist, Carl	1944	Malloy, Robert P.	1947-49
Lindsay, Christian "Pinky"	1907-08	Malloy, Robert W.	1990
Link, Frederick	1911-12	Malmberg, Harry	1952-54
Lint, Royce	1947-51	Maloff, Jack	1977
Liriano, Francisco	2013-14	Mangan, James	1951
Liriano, Pedro	2004	Manning, David	2003
Lisenbee, Horace "Hod"	1938-39	Manrique, Fred	1985
Little, Richard "Twig"	1984	Manuel, Jerry	1986
Little, Ronald	1983	Marcan, Arthur	1903, 1906
Littlefield, Richard	1960	Marchok, Christopher	1990-91
Livingston, Dennis	1988	Margoneri, Joseph	1960
Livingston, Patrick "Paddy"	1907-08, 1913-14	Markell, Harry "Duke"	1957
Livingston, Robert "Bobby"	2009	Maris, Roger	1956
Liz, Radhames	2015	Marquard, Richard "Rube"	1908
Lizondro, Jose	1965	Marquez, Edwin	1990
Lobstein, Kyle	2016	Marquez, Robert	2002-03
Locke, Jeffrey "Jeff"	2011-12, 2014	Marrero, Christian	2012
Locke, Lawrence "Bobby"	1960	Marshall, Keith	1976
Locker, Robert	1964	Marte, Andy	2011
Locklear, Gene	1972	Marte, Kelvin	2016
Locklin, Stuart	1956	Marte, Starling	2012, 2014, 2017
Loesekam, Frederick	1964	Martin, David	1905
Lofton, Rodney	1993	Martin, Frank	1904
Logan, Robert	1931-46	Martin, Joseph "J.C."	1959
Lombardozi, Stephen "Steve"	2015	Martin, Norberto "Paco"	2000
Long, Bill	1991	Martin, Robert	1944
Lopez, Al	1948	Martinez, Dennis "El Presidente"	1987
Lopez, Luis	2002	Martinez, Jesus	1998
Lopez, Pedro	2009	Martinez, Joseph "Joe"	2010
Lopez, Raymond "Mickey"	2000	Martinez, Luis	2003
Loretta, Mark	2000-01	Martinez, Michael "Mini-Mart"	2014
Lorraine, Andrew	2002	Martinez, Pedro	1997
Lotshaw, Andrew	1917-18, 1922	Martinez, Teodoro "Ted"	1976
Loucks, Scott	1984	Martis, Shairon	2012
Love, Ruel	1929	Marx, Timothy "Tim"	1998
Lowell, Edwin	1931-32	Mashore, Clyde	1968-70
Lowry, Dwight	1990	Mason, Donald	1972
Lozado, William "Willie"	1983	Massey, William	1905
Lucas, Gary	1985	Masters, David	1991
Ludwick, Eric	2000	Masterson, Justin	2016
Ludwick, Ryan	2011	Mateja, Philip	1958
Ludwig, William	1903	Mateo, Juan	2009
Luebbers, Larry	1993, 1996	Mathias, Carl "Stubby"	1960
Luebke, Cory	2016	Mathile, Michael	1994-95
Lugo, Rafael "Urbano"	1989	Mathis, Douglas "Doug"	2013
Luna, Hector	2012	Matos, Luis	2007
Luplow, Jordan	2017	Mattern, Alonzo	1905
Lutz, Mike	1953	Matthews, Harry "Smutter"	1902
Luuloo, Keith	2002-03	Matthews, Wid	1925-29
Lyle, Donald	1979-80	Mattick, Robert	1938
Lynch, David	1993	Mattinson, Leslie	1955
Lynch, Robert	1904	Mauch, Gene	1947
Lyon, Russell	1944-45	Maun, Ernest	1925
Lyons, Barry	1994	Maxvill, Charles "Dal"	1964

- M -

Maas, Kevin	1994, 1997	May, Davis	1979
Machado, Anderson	2009	May, Lucas	2013
Machi, Jean	2009-10	May, Rudy	1964
Mack, Joseph	1940-41, 1945	Maysey, Matthew	1991-92
Mack, Quinn	1990-92	Mazgay, Stanley	1941
Macko, Joe	1953	Mazzaro, Vincent "Vin"	2013-14
MacLeod, William	1967	McAnany, James	1958-59
Maffei, Justin	2016-17	McBride, George	1906
Magdaleno, Ricky	1995, 1997	McBride, Kenneth	1959
Magee, William	1905	McCall, John "Windy"	1950-52
		McCall, Roderick "Rod"	1999
		McCann, Emmett	1931-32

ORGANIZATION

2018 INDIANS

IL & OPPONENTS

2017 REVIEW

PIRATES

HISTORY

GENERAL

ALL-TIME ROSTER

McCarthy, John	1942
McCarthy, Joseph	1911
McCarthy, Thomas	1910
McCarty, David	1995
McCarty, John	1911-14
McChesney, Harry "Pud"	1909
McCormick, ***	1902
McCormick, Myron "Mike"	1938-39
McCraw, Tommy	1962-63
McCreery, Thomas	1904-05

**McCutchen, Andrew** 2007-09

McCutchen, Daniel	2008-10, 2012
McDade, Neal	2005
McDonald, Edward	1918
McDonald, James	2013
McDonald, Jimmie "Hot Rod"	1957-59
McDonald, John	2013
McDonald, Rex	1932
McDowell, Clyde	1942
McElroy, Charles "Chuck"	1996
McEnaney, Will	1973-74
McGhee, Warren "Ed"	1951
McGill, William	1905
McGuinness, Christopher "Chris"	2014
McKay, Cody	2003
McKee, Raymond "Red"	1910-12
McKee, William "Harold"	1947
McKeon, Joel	1989
McKinney, Brett	2017
McLaughlin, Patrick	1937
McLeary, Marty	2006-07
McLish, Cal	1948
McLouth, Nathan "Nate"	2005
McMillan, Tommy	1915
McNair, Eric	1943
McNertney, Gerald "Jerry"	1962-63, 1965
McPartin, Frank	1903
McPhail, Marlin	1991
McPherson, Dallas	2012
McPherson, George	1977
McPherson, Kyle	2012-13
McRae, Harold "Hal"	1968-69
Meacham, Russell "Rusty"	1999
Meadows, Austin	2016-17
Meadows, Henry	1929
Means, Richard	1957-58
Medina, Jhondaniel	2016
Meek, Evan	2008-09, 2011-12
Mejia, Roberto	1996
Mejias, Samuel	1979
Mele, Sabbath "Sam"	1957-58
Melhuse, Adam	2009
Melillo, Kevin	2010
Melo, Juan	1999
Meloan, Jonathan "Jon"	2009
Melton, James	1956
Menees, Henry "Gene"	1980-81
Menendez, Louis	1938
Meoli, Rudolph "Rudy"	1976-77
Mercedes, Henry	1998
Mercer, Jordy "The Rook"	2011-13, 2015
Merchant, Mark	1993
Merrell, Philip "Phil"	1999

Merritt, James	1972
Merson, John	1951
Merz, Otto	1910-15
Mesa, Richard "Pete"	1955
Mesner, Stephen	1938
Mettler, Victor	1937-38
Metz, Benjamin	1913-15
Metz, Leonard	1929
Meyer, Daniel "Dan"	2011
Meyers, Herman	1927-28
Meyers, Otto	1937-38
Michalak, Christian "Chris"	2004
Mieses, Jose	2001
Milankovich, Stan	1951
Miljus, John	1934
Milledge, Lastings	2009
Miller, Adam	2015
Miller, Frank	1930
Miller, Jeffrey "Jeff"	2005
Miller, John	1965
Miller, Mark	1980
Miller, Matt	2008
Miller, Otto	1924
Miller, Ralph D.	1902
Miller, Ralph J.	1926-28
Miller, Robert	1961
Miller, Russell	1931
Miller, Travis	2003
Miller, Walter "Jake"	1931
Milligan, David	1910
Mills, James "Brad"	1984
Milner, Eddie	1979-81
Mims, James	1950
Minarcin, Rudolph	1954
Mingori, Steve	1968-69
Minnick, Donald	1956
Minoso, Orestes "Minnie"	1964
Mitchell, Keith	1995-97
Mitrus, George	1944
Mix, Gregory "Greg"	2000
Modica, Pete	1950
Moeller, Gerald	1962
Mohoric, Dale	1990
Molinaro, Robert	1983
Monahan, Peter	1929-31
Moncrief, Charles	1941
Mondino, Peter	1930
Montague, Edward	1931
Montalvo, Jose "Joe"	1952-53
Monteagudo, Aurelio	1967-69
Montgomery, Roy	1904
Moon, Brian	2002
Moore, Archie	1969
Moore, Bradley	1993
Moore, David	1977-79
Moore, D.C. "Dee"	1935, 1939-40
Moore, Eugene	1911
Moore, Joe "Jo-Jo"	1942-43
Moore, Marcus	1995-96
Moore, William "Billy"	1986-89
Morales, Jose G.	2012
Morales, Jose M.	1984
Morales, Richard	1967
Morales, Tomas	2016-17
Moran, Charles	1905
Moran, Cyril "Butch"	1947
Morel, Brenton "Brent"	2014-15
Moreno, Armando	1989
Morgan, Cy	1905
Morgan, Edwin	1943-45
Morgan, Nyjer	2007-08
Moroff, Max "Maxwell"	2016-17
Morrell, Willard	1931
Morris, Anthony "A.J."	2014-15
Morris, Avery "Bryan"	2012-13
Morris, Jeffrey "Hunter"	2015

ALL-TIME ROSTER

Morris, John	1969
Morris, William "Hal"	1993, 1995-96
Morrison, Eugene	1921-22
Morrison, Philip	1926
Morton, Charlie	2009-10, 2012-13, 2015
Morton, Guy	1924
Moskau, Paul	1977-79
Moskos, Daniel	2010-12
Moss, Barry	1977
Moss, Brandon	2010
Moss, John "Les"	1959
Motley, Darryl	1988-89
Mottola, Charles "Chad"	1995-98
Mouton, James	2001
Mouton, Lyle	2000
Mowe, Raymond	1911
Mueller, Walter	1928
Muir, Joseph	1949-51
Mulhern, Ryan	2008
Mulroney, Francis	1930-31
Munoz, Luis	2007-08
Munoz, Omer	1991-92
Munson, Joseph	1926
Murch, Simeon	1910
Murphy, Daniel	1964-66
Murray, George	1920
Murray, Glenn	1997-98
Murszewski, Marion "Murph"	1954-56
Muser, Tony	1971
Mustad, Eric	1984
Mutz, Thomas	1977-79
Myers, Chris	1991-92
Myers, Richard	1954
Myette, Kenneth	1969
Mylykangas, Lauri	1938
Myrow, Brian	2009-10

- N -

Nabholz, Christopher	1990-91
Nabors, Herman	1917-18
Nago, Garrett	1988
Nagy, Steve	1947-48
Nance, Joseph "Shane"	2002-03
Nannini, Michael "Mike"	2007
Napier, James	1962-65, 1967
Narleski, Raymond	1952-53
Narleski, William	1930-31
Nash, Charles "Cotton"	1967
Natal, Robert	1991-92
Navarro, Yamaico	2012
Naymick, Michael	1941
Neagle, Dennis "Denny"	1999
Negrych, James "Jim"	2010
Nelson, George	1937
Nelson, Roderick "Jerome"	1992
Nelson, Roger	1967
Neuenschwander, Douglas	1981
Neugebauer, Nickolas "Nick"	2001-02
Neverauskas, Dovydas	2016-17
Neville, Daniel "Nev"	1966
Newlin, Otto	1903-04
Newman, Alan	1993
Newman, Albert	1984-85
Newman, Jesse	1939-40
Newman, Kevin	2017
Ngoepe, Mpho "Gift"	2015-17
Nichols, Arthur	1903
Nichols, Dolan	1956
Nicometi, Anthony	1985
Niehoff, John "Bert"	1911
Nielsen, Milton	1952-54
Nieman, Elmer "Butch"	1946
Nieto, Thomas	1986
Nieves, Melvin	1998
Niggeling, John	1938-39
Niles, Harry	1913-14

Niles, Ned	1924-26
Nitkowski, Christopher "C.J."	1995, 2005-06
Nix, James "Jim"	1997
Nixon, Otis	1988
Nixon, Russell "Russ"	1956
Noboa, Milciades "Junior"	1989, 1993
Noce, Doug	1991
Noce, Paul	1988
Nolan, Gary	1969, 1974
Nomura, Takahito	2002
Nordbrook, Timothy	1973
Noriega, John	1969-70
Norman, Anthony	2011
Norman, Daniel	1977
Norman, Nelson	1987-89
Norris, Joseph "Joe"	1998
Norris, Leo	1932
Northey, Ronald	1956
Northrop, Jake	1917-18
Nottle, Edward	1963-64
Novinsky, John	2004
Nunez, Gustavo	2015
Nunez, Vladimir	2005
Nunnally, Jonathan "Jon"	1998, 2004-05
Nyman, Nyls	1979

- O -

Oakes, Ennis "Rebel"	1917
Obermueller, Wesley "Wes"	2003-04
O'Berry, Preston "Mike"	1982, 1985
Obispo, Wirfin	2014
Obregon, Francisco	1960, 1968
O'Brien, Peter	1902-04
O'Brien, Thomas "Buck"	1914
O'Connell, Dan	1950
O'Connor, Jack	1985
O'Day, Frank	1910
Odum, David	1944-45
Odwell, Fred	1903
Oelkers, Bryan	1988
Oester, Ronald	1977-79
Ohiendorf, Curtis "Ross"	2008, 2011
Ojala, Kirt	1996
O'Keefe, Richard	1980-82
Olander, James	1994
Olds, Floyd	1930
O'Leary, Charles	1912
Oliver, Andrew "Andy"	2013-14
Oliver, Joseph "Joe"	1997
Olker, Joe	1990
Olson, Garrett	2011
Olson, Gregory "Gregg"	1996
Olszta, Edwin "Eddie"	2005
O'Mara, Oliver	1919-20
O'Neill, Paul	1979-80
Onslow, Edward	1928
Ordaz, Luis	2007-08
O'Rourke, Joseph "Patsy"	1909
Orth, Albert	1910
Ortiz, Daniel "Danny"	2016-17
Ortleib, Henry	1904
Osborn, ***	1929
Osborn, Danny "Ozzie"	1970-74
Osburn, Larry "Pat"	1971-74
Osoria, Franquelis	2007-08
Osteen, Claude	1961
Osteen, James "Champ"	1905
Osting, James "Jimmy"	2002
Osuna, Jose "El Gocho"	2016-17
Outman, Joshua "Josh"	2016
Overstreet, David	1974
Overton, Joe	1967
Owchinko, Robert	1986
Owens, Arthur	1903
Owens, Claude "Jayhawk"	1998-99
Owens, Eric	1995-97
Owens, Rudy	2011-12

ORGANIZATION

2018 INDIANS

IL & OPPONENTS

2017 REVIEW

PIRATES

HISTORY

GENERAL

- P -

Pacheco, Jonel	2009
Pacillo, Patrick	1988-89
Page, Vance	1934-38
Painter, Lance	2001
Pall, Donn "The Pope"	1999
Papa, Alfred	1957
Papish, Frank	1950-52
Paredes, Johnny	1987-88, 1990
Paris, Kelly	1983
Parker, Francis "Salty"	1937
Parker, Matthew "Matt"	2004
Parks, Artie	1945-46
Parks, William	1930
Parrett, Jeffrey "Jeff"	1986-87
Parris, Steven "Steve"	1997-99
Parrish, David "Dave"	2007
Partch, Curtis	2016
Pasek, John	1940-42
Pastore, Frank	1978-79
Patterson, Joseph	1969
Patton, Tommy	1960
Paulino, Carlos	2013-14
Paulino, Ronny	2005-06, 2008
Pavletich, Don	1961
Pawloski, Stanley	1954-56
Payne, George	1930, 1936
Payne, Larry	1975-78
Paz, Richard "Rich"	2003
Pearce, Steven "Steve"	2007-11
Pearce, William "Ducky"	1912
Pegues, Steven	1994
Pena, Elvis	2001-02
Pena, Jose	1968-69
Pence, Russell	1931
Pendleton, Terry	1997
Penn, Hayden	2010
Penner, Kenneth	1929
Penney, Michael "Mike"	2000-01
Pennington, Brad	1995
Pennyfeather, William	1994
Perez, Eduardo	1996
Perez, Eury	2017
Perez, Juan	2006-08
Perez, Manny	1947
Perez, Miguel	2009, 2011-12
Perez, Oliver "Ollie"	2005-06
Perez, Pascual	1987-88
Perez, Rafael	2014
Perez, Robert	2001-02
Perez, Santiago	2000
Perez, Yorkis	1990
Perry, Melvin "Bob"	1968
Perry, William "Hank"	1906
Petagine, Roberto	1998
Peters, Gary	1959, 1962
Peters, Russell "Rusty"	1948-51
Peterson, Kyle	2001
Peterson, Matthew "Matt"	2007
Petrzelka, Raymond	1952
Pettit, George "Paul"	1951
Petty, Jesse	1920-24
Pevey, Marty	1988-89
Phebus, Raymond "Bill"	1941
Phelps, Travis	2004
Phillip, Andrew	1952
Phillips, Clarence "Red"	1937-38
Phillips, Damon "Dee"	1940
Phillips, George "Andy"	2009
Phillips, Howard "Eddie"	1958-59
Phillips, William C.	1904
Phillips, William "Taylor"	1962-64
Phillips, Zachary "Zach"	2016
Piatt, Douglas	1991-92
Picart, Gregory "Greg"	2011-12
Pickler, Jeff	2000

Pie, Felix	2013
Pierro, William	1950
Pike, Jess	1943, 1945
Pilney, Antone "Andy"	1938
Pimentel, Stolmy	2013-14
Pitula, Stan	1956
Plate, William	1949
Platt, Mizell "Whitey"	1950-51
Plummer, William	1969-71
Poat, Raymond	1942
Pofahl, James "Jimmy"	1938
Polanco, Gregory	2013-14
Poland, Hugh	1944, 1946-47
Polczynski, Gary	1972
Ponce, Anthony	1957-58
Pope, David	1952-53, 1956
Post, Wally	1953
Powell, Alonzo	1987-89
Powell, Alvin "Jake"	1942
Powell, Grover	1968-69
Powell, Jeremy	2009-10
Powell, Ross	1993-94, 1996
Prentice, Robert	1954-55
Presley, Alexander "Alex"	2010-13
Price, Joseph	1980
Price, Kevin	1986
Prichard, Robert	1940
Priest, Eddie	1998-99
Prince, William	1931
Prinz, Bret	2007
Prohovich, Donald	1957
Pryor, Buddy	1989
Pugh, Timothy	1994-96
Pujols, Luis	1987
Purcell, Harry	1922-23
Purdy, Everett "Pid"	1932

- Q -

Qualls, Chad	2012
Qualls, James	1971
Qualters, Thomas "Money Bags"	1959-61
Queen, Mel D.	1969
Queen, Melvin J.	1949
Queisser, Walter	1904
Quevedo, Ruben	2002-03
Quinlan, Lawrence	1904

- R -

Rachunok, Stephen	1942
Radley, Robert	1953
Raftis, William	1906
Rain, Steven "Steve"	2001
Raines, Larry	1955-56, 1960-61
Ramirez, Hector	2000
Ramos, Jhonathan	2014
Ramos, Pedro	1969
Ramsey, Fernando	1994
Randa, Joseph "Joe"	2006
Randazzo, Joseph	1956
Raudman, Robert	1968
Rawley, Shane	1977
Ray, ***	1926
Raymundo, Gregg "G.J."	2005
Reames, William "Britt"	2006
Redus, Gary	1982
Reed, Darrell "Chris"	1997
Reed, Darren	1992
Reed, Jeffrey	1987-88
Reed, Richard "Rick"	1994-95
Reese, Calvin "Pokey"	1995-97
Regalado, Rudy	1953, 1955-56
Regan, Stephen	1915
Rehg, Walter "Wally"	1919-26
Reichert, Daniel "Dan"	2004, 2008
Reid, Earl	1942-43, 1946
Reid, Justin	2005
Reid, Ryan	2013

ORGANIZATION

2018 INDIANS

IL & OPONENTS


2017 REVIEW

PIRATES

HISTORY

GENERAL

Santos, Victor	2004, 2006
Santovenia, Nelson	1985-86, 1988, 1990-91
Sarmiento, Manuel "Manny"	1976-77, 1979
Sasser, Robert "Rob"	2002
Sattler, William	1984
Sauveur, Richard	1988-90, 1993-95, 1998
Scahill, Robert "Rob"	2015-16
Scala, Gerald	1949
Scanlan, Robert "Bob"	2000
Scarborough, Stephen "Steve"	2002-04
Scarce, Guerrant "Mac"	1975-77
Schacker, Harold "Hal"	1945
Schaffer, Jimmie	1968
Schang, Robert	1916-18
Schardt, Wilbur "Big Bill"	1913-15
Schatzeder, Daniel	1985
Schemanske, Frederick	1925, 1927
Scherrer, William "Bill"	1982
Schlereth, Daniel	2014
Schlitzer, Victor "Biff"	1911-12
Schlueter, Norman	1942-44
Schmandt, Raymond	1924-25
Schmidt, David	1991
Schmidt, Robert	1961
Schmutte, John	1923
Schneck, David	1975-76
Schreiber, Henry	1920-22, 1925-26
Schugel, Andrew "A.J."	2016-17
Schuler, David	1984
Schulte, Fred	1944
Schupp, Charles	1946
Schupp, Ferdinand "Ferdie"	1926-29
Schwartz, William	1905
Schwind, Jonathan	2016
Score, Herb	1952, 1954, 1962-63
Scott, Gary	1993
Scott, LeGrant	1938-41
Scudder, William "Scott"	1995
Scutaro, Marco	2000-01
Seabolt, Scott	2003
Seale, Johnny	1966-67
Seaton, Tom	1916
Sebra, Robert	1986, 1988
Secrist, Donald	1968
Seeds, Robert "Suitcase Bob"	1942
Seibert, ***	1902
Seitz, Charles	1911
Sell, Donald "Chip"	2001
Sellers, Justin	2015
Sellers, Rick	1994-95
Sembera, Carroll	1972
Serafini, Daniel "Dan"	2001
Service, Scott	1991-97
Severino, Atahualpa	2013
Seward, Walter	1954
Seyfried, Gordon	1966
Shackelford, John	1918
Shannon, Maurice "Red"	1926
Sharp, James	1935-37, 1939-40
Sharpless, Joshua "Josh"	2006-07
Shartzler, Philip	1961
Shaw, Al	1909
Shea, Patrick "Red"	1922
Sheehan, Dan	1902
Sheets, Ben	2000-01
Sheldon, Roland "Rollie"	1968
Sheldon, Scott	2004
Shemo, Stephen	1945-46
Shepherd, Ronald	1987-88
Sherlock, John	1934
Sherlock, Vincent	1934-38
Shevlin, James	1934

**Shines, Razor****1984-89, 1991-93**

Shinners, Ralph	1920-21
Shipley, Joe	1962-64
Shirley, Steven	1988
Shiver, Ivey	1936
Shokes, Edward	1941
Shoppach, Kelly	2013
Short, Chris	1960
Short, William	1969
Shoun, Clyde	1949
Shupe, Vincent	1945-46
Sicking, Edward	1921-27, 1930
Sieb, Clyde	1922-23
Siebert, Richard	1936
Siegle, John	1907
Siever, Ed	1908
Sigafoos, Francis	1931-34
Silva, Mark	1986
Simmons, Pat	1930
Simons, Douglas	1992
Simpson, Harry	1954, 1962-63
Simpson, Wayne	1969, 1971-72
Sinatro, Gregory	1975
Sindlinger, Ralph	1926
Singleton, Bert "Elmer"	1946
Sinovic, Richard	1949
Sipple, Charles	1952
Sisti, Sebastian	1946
Sivess, Peter	1940-41
Skelley, William	1942
Skidmore, Leo	1929
Skidmore, Robert "Roe"	1972-73
Skizas, Louis	1961
Skogan, Thor	1973
Skrehot, Shaun	2005
Slack, William	1959
Slagle, Walter "Walt"	1907-10
Slape, Gregg	1971-72
Slaten, Douglas "Doug"	2012
Slocum, Brian	2009
Smith, Alphonse "Fuzzy"	1952-53
Smith, Bobby	2002
Smith, Bobby Lee	1960
Smith, Brick	1989
Smith, Carlos	1909
Smith, Charles	1962-63
Smith, George A.	1924
Smith, George S.	1931-32
Smith, Gregory	1995
Smith, James	1920
Smith, Joshua "Josh"	2016
Smith, Mark	2003
Smith, Michael	1986-88
Smith, Robert	1938
Smith, Sean	2009
Smith, Travis	2000
Smith, Willie	1971
Snell, Ian	2005, 2009
Snelling, Christopher "Chris"	2009
Snider, Travis "Lunchbox"	2013, 2015
Snopek, Christopher "Chris"	1999
Snyder, Jim	1958-61
Snyder, John	2000-01
Snyder, Robert	1927

ORGANIZATION		2018 INDIANS		IL & OPPONENTS		2017 REVIEW		PIRATES		HISTORY		GENERAL	
Solis, Ricardo	1992												
Solis, Roman "Ali"	2013												
Sorensen, Einar	1939												
Sorensen, Larry	1986-87												
Soriano, Dewey	1947												
Soto, Mario	1977-79												
Sovern, Jeffrey	1976, 1978												
Speece, Byron	1926-29												
Spencer, ***	1922												
Spencer, Albert	1909-10												
Spencer, George	1956-57												
Spencer, Hubert "Tom"	1972-76												
Spencer, Roy	1928												
Spilman, William "Harry"	1978-79												
Spradlin, Jerry	1993-94, 1996												
Sprague, Edward	1971												
Sprague, Gary	1972												
Sprinz, Joseph	1929-30, 1934-35												
Staehle, Marvin	1964-67												
Stairs, Matt	1992												
Stallings, Jacob	2016-17												
Stansberry, Craig	2005-06												
Stanton, ***	1926												
Starkel, Conrad	1905												
Starr, Raymond	1941												
Staucet, Frank	1942, 1946												
St. Claire, Randy	1984-88												
Steele, Robert	1919												
Steels, James	1989-90												
Stefero, John	1987												
Steiner, James	1942												
Stelmaszek, Richard	1972												
Stenhouse, Michael	1984												
Steph, Rodney "Rod"	1998												
Stephens, Glen "Gene"	1963, 1965												
Stephenson, Jackson "Riggs"	1925-26, 1935												
Stevens, DeWain "Lee"	2003												
Stevens, Ed	1950-51												
Stewart, Charles "Tuffy"	1913												
Stewart, Chris "Stew"	2014-15												
Stewart, Cory	2005												
Stewart, Hector "Tito"	1991												
Stewart, James	1967												
Stewart, Paul	2004-05												
Stillwell, Kurt	1994-95												
Stirnweiss, George "Snuffy"	1952												
St. Laurent, James	1990												
Stockstill, David	1991												
Stoll, Richard	1984-86												
Stoneham, John	1935												
Stout, Allyn	1944												
Straker, Les	1990												
Strickland, Scott	2006												
Striker, Wilbur "Jake"	1955, 1962												
Strobel, Fred	1950-51												
Stroner, James	1929												
Strong, Joseph "Joe"	2002												
Stroud, Edwin	1966-67												
Stryker, Sterling "Dutch"	1920-21												
Stull, Everett	2000, 2002												
Stynes, Christopher "Chris"	1997												
Sues, Jeffrey "Jeff"	2009												
Sullivan, Denny	1912												
Sullivan, William "Scott"	1995-97												
Summers, Ed	1907												
Summers, John "Champ"	1978												
Sutthoff, John	1902												
Sutton, Stephen "Drew"	2012												
Swander, Edward "Pinky"	1904-05												
Swanson, Stanley	1968-70												
Sweeney, Mark	1999-01												
Sweiger, Carroll "Bill"	1948												
Swetonic, Stephen "Steve"	1927-28												
Syngel, Emil	1960												
Szyzewski, Edward	1957												
Tabaka, Jeffrey "Jeff"	1997												
Tabata, Jose	2009-15												
Taillon, Jameson "Jamo"	2013, 2016-17												
Taitt, Doug	1932												
Talbot, Fred	1963-64												
Tamsett, James	1903												
Tam Sing, Trace	2016												
Tarasco, Anthony "Tony"	1998												
Taubenheim, Ty	2008-09												
Tauscher, Walt	1942-43												
Taylor, Ben	1952												
Taylor, Bruce	1974-75												
Taylor, Charles "Chuck"	1967												
Taylor, Dan	1936-38												
Taylor, Dwight	1988												
Teachout, Arthur "Bud"	1929												
Tejada, Wilfredo	1987-88												
Tejada, Moises "Oscar"	2013												
Tejera, Michael	2007												
Terdoslavich, Joey	2017												
Terry, Lazaro "Chico"	1959-60												
Tesmer, Bernard	1927												
Tessmer, Jay	2001												
Teut, Nathan "Nate"	2003												
Theobald, Ronald	1970												
Therneau, David "Dave"	1999												
Thielman, John "Jake"	1906, 1910												
Thomas, Carl	1958-60												
Thomas, Justin	2010-11												
Thomas, Myles	1935												
Thomas, Valmy	1960												
Thomas, William	1931-34												
Thompson, Aaron	2011												
Thompson, John	1925-26												
Thompson, Kevin	2008												
Thompson, Mark	1999												
Thompson, Michael P.	2008												
Thompson, Michael W.	1976												
Thompson, Richard C.	2005-06												
Thompson, Richard N.	1989-90												
Thompson, Ryan	2002												
Thoney, John "Bullet Jack"	1905												
Thornton, Zachary "Zack"	2013-14												
Tibbs, Jay	1987												
Tiefenthaler, Verle	1963												
Timmons, Osborne "Ozzie"	1997-98												
Tinney, Roy	1957												
Tinning, Lyle "Bud"	1936												
Tinsley, Lee	1999												
Tipple, Dan	1915												
Tising, John	1933-34, 1938												
Tolar, Kevin	1998-99												
Toliver, Freddie	1982-83												
Tolleson, Jim	1953-54												
Tomanek, Richard	1953-56												
Tomko, Brett	1997, 1999												
Tomlin, David	1971-73, 1982, 1986-87												
Tompkins, Ronald "Stretch"	1968												
Toregas, Wyatt	2011												
Torres, Angel	1977-80												
Torres, Salomon	2007												
Tosheff, Bill	1952												
Tost, Louis	1947												
Toth, Paul	1967												
Tovar, Edgar	1992												
Towle, Justin	1996												
Tracy, James "Jim"	1993												
Trafton, Todd	1995												
Treichel, Albert	1946												
Trexler, Frank	1943												
Trosky, Harold "Hal"	1958-60												
Troupe, Quincy	1952												
Trout, Paul "Dizzy"	1935-36												
Truby, Christopher "Chris"	2006-07												

Tsitouris, John	1961, 1968
Tubbs, Gregory	1993
Tucker, Ollie	1930
Tufts, Bob	1983
Turchin, Edward	1946
Turner, Earl	1948-52
Turner, Glenn	1924
Turner, James	1933-36
Tyler, Brad	2000

- U -


Uecker, Robert "Bob"	1960
Underwood, Patrick	1983
Upton, Bill	1953

- V -

Valdespino, Hilario "Sandy"	1961
Valdez, Cesar	2011
Valdez, Sergio	1987-89, 1992
Valdez, Trovin	1996
Valdivielso, Jose	1957, 1963-64
Valle, John	1978-79
Van Alstyne, Clay	1930
Van Benschoten, John	2006-08
van den Hurk, Rick	2012
Vander Meer, Johnny	1940
Vander Wal, John	1990-91
Van Dusen, Fred	1960
Van Every, Jonathan	2010
Vangilder, Elam	1932
Van Gorder, David	1980-83
Varsho, Gary	1993
Vasquez, Andy	2015
Vasquez, Marcos	1995
Vasquez, Virgil	2009
Vassie, Louis	1962-63
Vaughn, Fred	1939, 1943
Veatch, Robert	1912
Veal, Donald "Donnie"	2009-11
Veal, Orville "Coot"	1964
Velandia, Jorge	2005
Venable, William "Max"	1984-85
Veras, Wilton	2003
Vickery, Lou	1966
Vico, George	1952
Villone, Ronald "Ron"	1999
Vinson, Rube	1906
Viola, Frank	1995
Vitter, James	1952
Vogelsong, Ryan	2006, 2016
Volstad, Christopher "Chris"	2015
Volz, Jacob	1903
Von Eps, Robert	1967
Voss, William	1966-67
Voyles, Virgil	1919
Vukovich, John	1975

- W -

Waddell, Thomas "Tom"	1988-89
Wade, Benjamin	1941
Wade, Galeard "Gale"	1954
Wade, Jacob	1941
Wagner, Edward "Ed"	1904
Wainhouse, David	1991-92
Wakefield, Howard	1908-09
Waldron, Tyler	2014
Waldrop, Steven "Kyle"	2013
Walker, Charles "Frank"	1925
Walker, Curtis	1931-32
Walker, Duane	1980-82



Walker, Larry

1989

Walker, Michael "Mike"	1997-98
Walker, Neil	2007-10, 2013
Wall, Joshua "Josh"	2014-15
Wallace, James "Lefty"	1945-46
Wallen, Norman	1945
Walsh, James C.	1927
Walsh, James "Junior"	1947-49
Walsh, Joseph	1911
Walsh, Robert	1935
Walters, Lew	1903
Ward, Edgar "Rusty"	1974
Ward, John	1970
Warren, Brian	1994-96
Warstler, Harold "Rabbit"	1927-30
Wasdell, James	1938
Wasdin, John	2007
Washington, Vernon	1934
Watkins, William "Pat"	1997-98
Watson, Anthony "Tony"	2011
Watts, Kristopher "Kris"	2011-12
Wayne, Gary	1988
Weatherly, Cyril "Roy"	1946-49
Weaver, Arthur	1905-06
Weaver, Harry	1921-22, 1926
Webb, Cleon "Lefty"	1911
Webster, Raymond	1960
Weibl, Clint	2004
Weinert, Philip	1934
Weis, Albert	1962
Weiss, Erich	2017
Welch, Rodolfo	1967
Welker, Matthew "Duke"	2012-14
Wells, Leo	1950
Welsch, Ronald	1969-70
Welsh, Christopher	1984
Wentz, Walter	1911-12
Wentzel, Stanley	1945-47
Werner, Donald	1975-80
West, Richard	1940
Westerzil, George "Tex"	1912
Wetzel, Cecil	1913
Wheeler, George	1913
Whelan, James	1913
Whelan, Thomas	1922-24
White, Gabriel "Gabe"	1996-97
White, Harry	1904
White, Kirby	1911
White, Ray	1931-34
Whitehouse, Charles	1920-21
Whiteside, Matthew "Matt"	2006
Whitmore, Darrell	1999
Wickander, Kevin	1993
Wickland, Albert	1916-17
Wieczorek, Chester "Chet"	1946
Wigginton, Ty	2005
Wilcox, Milton	1970-71
Wilk, Adam	2014
Wilkie, Aldon "Lefty"	1947
Wilkie, Frank	1944-45
Wilks, Theodore "Cork"	1953-55
Willard, Gerald "Jerry"	1992
Williams, Charles	1957-58

Williams, Dallas	1982-83, 1985-87
Williams, Ed	1912
Williams, George	1964
Williams, Gus	1918
Williams, Jackson	2017
Williams, James	1968
Williams, Jason	1998-99
Williams, Kenneth	1991
Williams, Matt	2001
Williams, Otto	1906-12
Williams, Thomas	1902-04
Williams, Todd	1997-99
Williams, Trevor	2016
Williams, Woodrow	1947
Williamson, Scott	1998
Willis, Joseph	1913-16
Willis, Ronald	1966
Willis, Vis	1914
Wilshusen, Terry	1973
Wilson, ***	1927
Wilson, Brandon	1995-97
Wilson, Craig	2005, 2008
Wilson, Daniel	1993
Wilson, Grady	1949
Wilson, Jack	2008-09
Wilson, James	1990
Wilson, John	1939-40
Wilson, Joshua "Josh"	2008
Wilson, Justin	2011-12
Wilson, Nigel	1995
Wilson, Robert M.	1952
Wimberly, Corey	2011
Winchester, Scott	1997-98
Wine, Robert	1989
Wingard, Ernest	1932-34
Winkles, Bobby	1958
Winningham, Herman	1985-86, 1988
Winston, Darrin	1991
Wint, Preston	1944
Wise, Brett	1983
Wise, Matthew "Matt"	2004
Wisner, John "Jack"	1926-27
Wohlens, Mark	1999
Wolf, Louis	1919-20
Wolf, Paul	1930-31
Wolf, Walter "Lefty"	1928-30
Wolfe, Harry	1940
Wolfe, Laurence "Larry"	1981
Wolff, Roger	1932
Womack, Horace "Dooley"	1970
Wood, Blake "Woody"	2015
Wood, Eric	2017
Wood, Howard	1967
Wood, Timothy "Tim"	2011-12
Woodruff, Orville	1902-03, 1911-13
Woods, George "Pinky"	1946-47
Woods, James J.	1960
Woods, Ron	1962
Woodward, ***	1926
Woolard, Glenn	2004
Workman, Charles	1947
Works, Ralph	1913
Worley, Vance "Vanimal"	2014-15
Worth, ***	1928
Worthington, Allan "Red"	1962
Worthington, Craig	1995
Wright, Clifton "Red"	1934-35
Wright, George	1986
Wright, Henderson "Ed"	1945
Wright, Jamey	2000, 2002-03
Wrona, Richard "Rick"	1994
Wyatt, Joseph	1926-27

- Y -

Yancy, Hugh	1977
Yde, Emil	1928
Yerkes, Stephen	1917, 1919, 1922-23
Yoke, Kenneth	1958
Yost, Edgar "Ned"	1985
Yoter, Elmer	1925-27, 1931
Youman, Shane	2006-07
Youmans, Floyd	1985, 1988
Young, Bryan "Pete"	1992
Young, Gerald	1993
Young, Kip	1980-82
Young, Robert A.	1972-73
Young, Robert G.	1955-56
Youngblood, Joel	1973-75

- Z -

Zachry, Patrick	1974-75
Zagurski, Michael "Mike"	2013
Zalusky, John	1905
Zambrano, Victor	2007
Zientara, Benedict	1940-41
Zoccolillo, Peter "Pete"	2003
Zuber, Jon	2002
Zuverink, George	1952-53
Zwilling, Edward "Dutch"	1916-20

Indians Field Staff

Trainer	Year(s)
Anderson, Paul	2000-02
Austin, Rich	1967
Battaglia, Al	1970
Bell, Jim	1969, 1971-73
Cole, Bill	1968
Garrett, Lee	1982-83, 1985-86
Housand, Bryan	2011-15
McClain, Ron	1973-79
McCormack, Tim	1987-89
Ministral, Jose	2005, 2007-09
Palmer, Jason	2006
Paxson, Jeff	2002-04
Pierce, James "Hump"	1924-?, 1934-52
Porter, Jeff	1984
Pribyl, Thomas	2010
Prophet, Mert	1952-56
Saad, Charley	1959-66
Scott, Dru	2017-18
Slagle, Lee	2016
Spinosa, John	1990-92
Tunis, Angelo "Tiny"	1957-58
Young, John	1980-81, 1993-99

Strength & Conditioning

Strength & Conditioning	Year(s)
Burr, Alan	2017-18
Casula, Kevin	2005
Leva, Furey	2016
Malik, Mubarak	2006-2010
Uihlein, Chad	2011
Wagner, Adam	2012-13
White, Ricky	2014-15

Indianapolis Indians in the
Hall of Fame

Player/Manager	Inducted
Appling, Luke (1962)	1964
Brown, Mordecai "Three-Finger" (1919)	1949
Hartnett, Charles "Gabby" (1942)	1955
Johnson, Randy (1988-89)	2015
Killebrew, Harmon (1958)	1984
Lajoie, Napoleon (1918)	1937
Lopez, Al (1948-50)	1977
Marquard, Richard (1908)	1971
McCarthy, Joseph (1911)	1957
McKechnie, Bill (1914 Fed. Lg.)	1962
Schalk, Raymond (1938-39)	1974
Uecker, Bob (1960)	2003

Principal Owners

1887	Louis Newberger
1888	John Brush
1890	John Martin
1892	John Brush
1894	John Brush and William Schmidt
1897	William Schmidt, W.P. Golt and William H. Watkins
1900	William H. Watkins
1901	William H. Watkins and Charles Ruschaupt
1904	Charles Ruschaupt
1913	Sol Meyer and Sol Kiser
1914	James C. McGill and William G. Smith, Sr.
1917	James C. McGill
1921	William G. Smith, Sr.
1928	James A. Perry
1929	Norman Perry
1942	Frank E. McKinney and Owen J. Bush
1952	Cleveland Indians
1956-	Broad-based "community" ownership (Indians, Inc.)

Federal League Teams

1913	John A. George
1914	James A. Gilmore and J. Edward Krause

Indians Inc. Officers

Chairman of the Board

Frank E. McKinney, Sr.	Jan. 30, 1956 - April 19, 1968
Louis S. Hensley, Jr.	April 19, 1968 - Feb. 3, 1972
Henry B. Blackwell	Feb. 3, 1972 - Jan. 22, 1975
Thomas M. Beaven	Jan. 22, 1975 - May 9, 1978
Henry R. Warren, Jr.	May 9, 1978 - June 19, 1986 & May 11, 1988 - Aug. 14, 1997
Max B. Schumacher	June 20, 1986 - May 11, 1988 & Aug. 14, 1997 - Nov. 2016
*Bruce Schumacher	Nov. 2016 - present

Vice Chairman of the Board

Thomas M. Beaven	Feb. 3, 1972 - Jan. 22, 1975
Henry R. Warren, Jr.	Jan. 22, 1975 - May 9, 1978
*Alan R. Kimbell	Feb. 12, 2007 - present

President

Owen J. Bush	Nov. 19, 1955 - Jan. 28, 1969
Max B. Schumacher	April 15, 1969 - Nov. 2016
*Randy Lewandowski	Nov. 2016 - present

Secretary

Albert H. Schlensker	Nov. 19, 1955 - June 16, 1957
David M. Lewis	June 24, 1957 - Dec. 17, 1964
Robert B. Weimer	Nov. 17, 1965 - Dec. 19, 1968
John A. Alexander	Dec. 19, 1968 - June 19, 1986
Glenn Ray	June 20, 1986 - Feb. 18, 1987
*Max W. Hittle, Jr.	Feb. 18, 1987 - present

Treasurer

Robert B. Weimer	Nov. 19, 1955 - May 1, 1968
Terry J. Stewart	May 1, 1968 - Dec. 19, 1968
Glenn Ray	Dec. 19, 1968 - Oct. 16, 1992
*Alan R. Kimbell	Oct. 29, 1992 - present

**indicates active officer*

Franchise's Stadiums

Indianapolis Indians

1887	Athletic Park	16th St. & Capitol
-	Bruce Park	21st St. & College
1892	Ohio Street Park	East Ohio & Oriental
1902-03	(East) Washington Park	East Wash. & Gray
1904-30	(West) Washington Park	1000 West Wash.
1931-42	Perry Stadium	1501 West 16th St.
1942-8/30/67	Victory Field*	" "
1967-7/11/96	Owen J. Bush Stadium*	" "
1996-	Victory Field	501 West Maryland St.

**renamed only*

Federal League Teams

1913	Riverside Park	29th St. & Riverside
1914	-	Kentucky Ave. & South St.



Indians Spring Training Sites

1907	French Lick, Indiana	1937	Bowling Green, Kentucky
1910	Series of exhibition games in Texas	1938-41	Bartow, Florida
1911-12	Mount Jackson, Indiana and Indianapolis	1942	Cocoa Beach, Florida
1914	Hot Springs, Arkansas	1943-45	Bloomington, Indiana
1915	San Diego, California	1946	Deland, Florida
1916-17	Albany, Georgia	1947	Leesburg, Florida
1918	Hattiesburg, Mississippi	1948	Victoria, Texas
1920	St. Petersburg, Florida	1949-50	New Orleans, Louisiana
1921	Crowley, Louisiana	1951	Kissimmee, Florida
1922	Marlin, Texas	1952-56	Daytona Beach, Florida
1923	Bogalusa, Louisiana	1957-60	Hollywood, Florida
1924-25	Plant City, Florida	1961	Tampa, Florida
1926	Hot Springs, Arkansas	1962	Hollywood, Florida
1927	Sanford, Florida	1963-67	Sarasota, Florida
1928	Plant City, Florida	1968-83	Tampa, Florida
1929-32	Sarasota, Florida	1984-92	Lantana, Florida
1933	French Lick, Indiana	1993-97	Plant City, Florida
1934	Evansville, Indiana	1998-99	Sarasota, Florida
1935	Mayfield, Kentucky	2000-04	Phoenix, Arizona
1936	Wauchula, Florida	2005-	Bradenton, Florida

All-Time Managerial Records

Manager	Seasons	Win	Loss	Pct.
1. J.C. Hendricks	1914-17, 1919-23	764	691	.525
2. Vern Rapp	1969-75	513	452	.532
3. Dean Treanor	2011-16	471	393	.545
4. Wade Killefer	1933-37, 1941	455	462	.496
5. C.C. Carr	1906-10	370	419	.469
6. Owen "Donie" Bush	1924-26, 1943-44	365	300	.549
7. Dave Miley	1996-99	314	261	.546
8. Trent Jewett	2005-08	292	282	.509
9. Al Lopez	1948-50	278	182	.604
10. Kerby Farrell	1954-56	254	205	.553
Bruno Betzel	1927-29	247	254	.493
Joe Sparks	1986-88	243	179	.576
Marc Bombard	1993-95	240	190	.558
Roy Majtyka	1977-79	217	190	.533
William Burwell	1945-46	178	128	.582
William Watkins **	1902-03	173	105	.622
Les Moss	1964, 1966	169	137	.552
Walker Cooper	1958-59	158	158	.500
Emmett McCann	1931-32	150	132	.532
Don Gutteridge	1951, 1967	144	155	.482
Frank Kremblas	2009-10	141	146	.491
Cecil Cooper	2003-04	130	156	.455
Pat Kelly	1991-92	129	107	.547
Ray Schalk	1938-39	128	117	.522
Jim Beauchamp	1980-81	120	151	.443
Bob "Buck" Rodgers	1984	91	63	.591
James Burke	1911-12	91	111	.450
Luke Appling	1962	89	58	.605
Tom Runnels	1989	87	59	.596
Rollie Hemsley	1963	87	67	.565
Ellis "Cot" Deal	1961	86	64	.573
George Tebbetts	1953	82	72	.532
John Corriden	1930-31	82	121	.404
Steve Smith	2000	81	63	.563
Andy Barkett	2017	79	63	.556
Charles Harnett	1942	76	78	.494

(Continued next page)



Dean Treanor (left) and **Vern Rapp** (right) rank first and second, respectively, in win percentage among Tribe managers with at least 400 career victories.

INDIANS' 400-WIN CLUB (by Win PCT)



MANAGER	WIN PCT	WINS	LOSSES
Dean Treanor	.545	471	393
Vern Rapp	.532	513	452
J.C. Hendricks	.525	764	691
Wade Killefer	.496	455	462

INDIANAPOLIS INDIANS MANAGERS

All-Time Managerial Records (cont.)

Manager	Seasons	Win	Loss	Pct.
George Scherger	1982	75	61	.551
Eugene DeSautels	1952	75	79	.487
James Brown	1947	74	79	.484
Andy Cohen	1957	74	80	.481
George Noga	1965	70	78	.473
E.G. Barrow	1905	69	83	.454
William Phillips	1904	69	85	.448
Mike "M.J." Kelly	1913	68	99	.407
Ed Romero	2002	67	76	.469
Wendell Kim	2001	66	78	.458
Don Zimmer	1968	66	78	.458
Roy Hartsfield	1983	64	72	.471
Jim Snyder	1976	62	73	.459
Felipe Alou	1985	61	81	.430
Tim Johnson	1990	61	85	.418
Wes Griffin	1939-40	60	67	.472
Mike "Bernard" Kelly	1944	55	79	.410
Napoleon Lajoie	1918	41	34	.547
Jewell Ens	1940	36	46	.439
Ted Beard	1960	35	50	.412
John Hutchings	1960	30	39	.435
Jerry Manuel	1991	29	22	.569
Charles O'Leary	1912	23	45	.338
Charles O'Day	1912	20	43	.317

**** William Watkins also managed the 1895-97, 1900 and 1901 Indianapolis teams of the Western League, American League and Western Association, respectively. Along with his 1902-03 Indians teams, he compiled a record of 556-382 (.593) in Indy.**

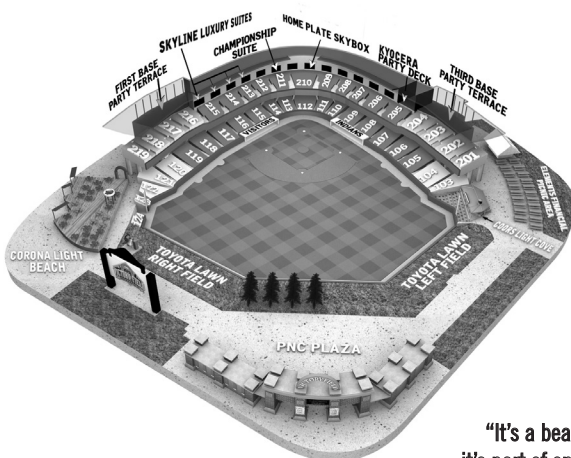


Don Zimmer (left) and Felipe Alou both coached in the major leagues.



GENERAL

VICTORY FIELD SEATING CHART



**"It's a beautiful ballpark, and
it's part of one of the best sports
downtowns anywhere in America..."**
- Bob Costas

VICTORY FIELD PROFILE

Location	501 West Maryland St., 46225	Contractor	Hagerman Construction Corporation
Seating Capacity	Approximately 14,230	Grand Opening	July 11, 1996
Box Seats.....	7,557	Attendance.....	14,667
Reserved Level.....	3,765	Result.....	Loss: Indianapolis Indians 3 Oklahoma City 89ers 5
Lawn.....	2,000	Largest Crowd	July 22, 2000
Coors Light Cove.....	125	Attendance.....	16,168
Suite Level.....	543	Indians at Victory Field**	852-688 (.553)
Handicap Accessible.....	240		
Dimensions	175,000 square feet		
Left Field.....	320 feet		
Left Center Field.....	418 feet		
Center Field.....	402 feet		
Right Center Field.....	362 feet		
Right Field.....	320 feet		

*Part of the White River State Park, which also includes the
NCAA Headquarters, Eiteljorg Museum, IMAX Theater, Indiana
State Museum and Indianapolis Zoo.

**Regular season games only.

YEAR-BY-YEAR VICTORY FIELD ATTENDANCE

Year	Total	Open	Avg (IL)	All-Time	Year	Total	Open	Avg (IL)	All-Time
2017	641,141	70	9,159 (1st)	13,037,633	2006	547,768	72	7,608 (5th)	6,311,603
2016	636,888	71	8,970 (2nd)	12,396,492	2005	558,901	70	7,984 (4th)	5,763,835
2015	662,536	71	9,331 (2nd)	11,759,604	2004	576,067	71	8,114 (4th)	5,204,934
2014	660,289	70	9,433 (2nd)	11,097,068	2003	550,319	69	7,976 (4th)	4,628,867
2013	637,579	71	8,980 (3rd)	10,436,779	2002	571,984	71	8,056 (4th)	4,078,548
2012	595,043	70	8,501 (3rd)	9,799,200	2001	604,407	71	8,513 (4th)	3,506,564
2011	580,082	71	8,170 (5th)	9,204,157	2000	672,209	75	8,963 (3rd)	2,902,157
2010	569,969	71	8,028 (6th)	8,624,075	1999	658,250	71	9,271 (2nd)	2,229,948
2009	549,552	67	8,202 (5th)	8,054,106	1998	659,237	67	9,839 (2nd)	1,571,698
2008	606,166	71	8,538 (4th)	7,504,554	1997	618,095	70	8,830 (AA)	912,461
2007	586,785	70	8,383 (6th)	6,898,388	1996	294,366	30	9,812 (AA)	294,366

VICTORY FIELD GROUND RULES

Rule 1: A pitched or thrown ball sticking in the padding is a dead ball; runners advance one base.

Rule 2: A ball thrown into the dugout is a dead ball; runners advance one base.

Rule 3: Balls thrown into dugout screens and staying out of the dugouts and stands are live and in play.

Rule 4: Fielders can make a legal catch from the top of the steps to the dugout even with the playing field. Players leaning in from the top of the steps, catching the ball and then going into the dugout results in a legal catch. Players may not step into the dugout and then make a catch.

Rule 5: A fairly batted ball sticking in the wall padding is a dead ball and a ground-rule double.

Rule 6: A batted ball that comes to rest under a bullpen bench is dead and a ground-rule double. A thrown ball that comes to rest under a bullpen bench is a dead ball and runners advance one base. A ball that lodges in the bullpen bench area is a dead ball — a ground-rule double if a batted ball, or runners advance one base if a thrown ball.

Rule 7: A batted or thrown ball that goes under a bullpen bench and bounces out is a live ball.

Rule 8: A batted ball that hits a player in the bullpen area is live and in play. If such touching is intentional, interference will be called.

Rule 9: All outfield screens are considered part of the wall. A fairly batted ball hitting an outfield screen and going over the fence on the fly is a home run.

Rule 10: A batted ball hitting the top or any portion of the left field scoreboard and then going over the outfield screen and yellow pad on the fly is a double. A batted ball hitting the left field scoreboard that caroms off the outfield screen or yellow pad back into the field of play, the ball is live. A batted ball that comes to rest on top of the left field scoreboard is a double.

Rule 11: A batted ball landing on the small roof area in the left field corner on top of the power room is a home run.

VICTORY FIELD FIRSTS

Game: July 11, 1996 vs. Oklahoma City 89ers

Win: 2-1, July 12, 1996 vs. Oklahoma City

Loss: 5-3, July 11, 1996 vs. Oklahoma City

Pitch: Marcus Moore (called strike), July 11, 1996

Winning Pitcher: Rick Helling, Oklahoma City, July 11, 1996

Indians Winning Pitcher: Tim Fortugno, July 12, 1996

Home Run: Lee Stevens (2-run HR, fifth inning), Oklahoma City, July 11, 1996

Indians Home Run: Roberto Mejía (2-run HR), July 14, 1996

MiLB PACE OF PLAY REGULATIONS

General Timing

NOTED FOR 2018

- Batter in box; pitch when he's alert to pitcher changed from 20-5 sec. to 20-7 sec.
- Pitcher allowed 15 sec. to throw each pitch with no runners on base and 20 sec. with runners on base (except first pitch of an at-bat).
- Teams are limited to six non-pitching change mound visits by coaches, managers and players per regulation; one additional mound visit for every extra inning.
- Extra innings will begin with a runner on second base.

1. TIME OF BREAK

The timer will count down from 2:25, as follows:

- 35 seconds** Last warm-up pitch shall be thrown
- 25 seconds** PA and music end; PA announces batter
- 20 seconds** On-field entertainment off the field
- 20-7 sec.** Batter in box; pitch when he's alert to pitcher
- 20-0 sec.** Deadline for pitcher to begin motion

*It is considered a violation if:

- Batter is not in box and alert to pitcher by **7 seconds**
- Pitcher begins pitch motion **after timer reaches "0"**

2. WARM-UP PITCHES

Pitchers not guaranteed 8 warm-up pitches. No pitch limit before inning, but final warm-up must be delivered **at least 35 seconds** prior to end of inning break or a pitch change.

*Umpire stops warm-up pitch at that time, unless:

- Deems **valid exception** (injury, delay in activities, etc.)
- Pitcher/catcher finishes an inning **on base or at bat**

3. START OF GENERAL TIMERS (not pitch timers)

- Pregame countdown begins 60 minutes before scheduled first pitch (IL supplement)
- Timer starts **on last out** of an inning for inning break
- Pitching-change timer starts as soon as relief pitcher **crosses the warning track** (or foul line)

4. DELIVERY OF PITCH

Pitcher satisfies rule if, prior to clock **reaching "0"**,

- **Begins windup**, or
- **Begins motion** to come set

Pitch Timer Between Pitches and Between Batter Timer (:30)

1. BATTER'S BOX RULE

During each at bat, the batter shall comply with **Official Rule 5.04(b)**. (listed at end of section)

*If no exception & batter intentionally leaves box, umpire:

- Issues batter warning for 1st violation of Rule in game
- Calls a "Strike" without a pitch on second violation

2. START OF 20-SECOND TIMER

- A pitcher shall be allowed (:15) seconds to throw each pitch with no runners on base and (:20) seconds with runners on base. (except for the first pitch of an at-bat)

3. START OF 30-SECOND TIMER

- A pitcher shall be allowed (:30) seconds to throw the first pitch of an at-bat (except for the first batter after an inning break or pitching change)

4. STOP OF TIMER

- When pitcher begins motion of windup or coming set
- Pitcher makes a pickoff attempt at any base
- Pitcher feints pickoff or steps off rubber with runners on
- Catcher leaves box to give signals/visit mound
- Umpire calls for a "time out"

*On pickoff/feint, timer resets & begins again immediately

i. OFFICIAL BASEBALL RULE 5.04(B)

The batter shall keep at least one foot in the batter's box throughout the batter's time at bat, unless one of the following exceptions applies, in which case he may leave the batter's box but not the dirt area surrounding home plate:

- Batter swings at pitch
- Batter forced out by pitch
- Team granted "time"
- Defensive play on runner
- Batter feints a bunt
- Wild pitch/passed ball
- Pitcher leaves dirt area with the ball
- Catcher leaves box to give signals

Mound Visits (:30)

1. START TIMER

Thirty second timer shall operate during mound visits **initiated by a manager or coach** beginning when the manager or coach **crosses the foul line** unless accompanied by a doctor or trainer.

*Additional time may be permitted by the umpire for:

- Trip to mound slowed by **bona fide medical ailment**
- **Special circumstances** are required (i.e. translator)

2. STOP OF TIMER

- When manager or coach **leaves dirt circle** of mound
- If a **Pitching change** is signaled, begin respective timer for pitching changes immediately
- **Home plate umpire will proceed to the mound** when timer reaches (:10) seconds)

3. MOUND VISIT LIMIT (6)

- When a manager, coach or player meets the pitcher, **regardless of where the visit occurs or the length**; shall constitute as a mound visit
- Home plate umpire may, upon request from catcher, grant a brief mound visit for a "cross-up" situation

Enforcement

1. BATTERS

Make every reasonable effort to enter box with 20 seconds remaining, and should not delay to gain undue advantage.

*Automatic "strike" if batter not in box with 7+ seconds.

2. PITCHERS

Are expected to begin the motion to deliver the pitch as soon as the batter enters the box and becomes alert to the pitcher.

*Automatic "ball" if not beginning windup/set prior to "0".

3. MOUND VISIT LIMITS

Once a team has exhausted its six mound visits in a game, an umpire **will attempt to stop a player** on that team from visiting the mound by reminding the player that his team has exhausted its mound visit limit, unless the umpire determines that an exception to the rule applies. If the **player promptly returns to his position when directed** by the umpire, the player shall not be penalized. If a **player does not return to his position when directed by the umpire and proceeds with the mound visit, the player shall be subject to ejection from the game.** A manager must remove his pitcher from the game after six mound visits, and is **subject to ejection if he violates the rule with no pitcher warming in the bullpen.**

Howard Kellman

Kellman is in his 43rd season as Voice of the Indians. He has watched more than a million pitches and seen more than 300,000 outs recorded during Indians broadcasts. On June 30, 2017, Kellman broadcasted his 6,000th game for the Tribe. In honor of the feat, Indianapolis Mayor Joe Hogsett made July 1 "Howard Kellman Day" in Indianapolis.

Kellman joined the Tribe in 1974 and has been the club's lead play-by-play announcer each year during that time frame except for the 1975 and 1980 seasons.

Honored as Indiana's Sportscaster of the Year in 2002, Kellman has called IHSAA football and basketball games on WHMB-TV 40 since 1990. In 2009, he was inducted to the Indiana Sports Writers & Sportscasters Association Hall of Fame. Kellman was inducted into the Indiana Broadcast Pioneers Hall of Fame in 2015 and the Indiana High School Baseball Coaches Association Hall of Fame this past January.

Since joining the Indians, Kellman has also been named to the radio broadcast team for three Triple-A All-Star Games, including the 1989 Midsummer Classic in Columbus, Ohio, the 2001 contest at Victory Field, and most recently, the 2013 showcase in Reno, Nev. In addition, he led the

Voice of the Indians

broadcast team for ESPN's coverage of the Triple-A World Series from 2006-08.

Along with covering the Tribe, Kellman has worked behind the microphone for the Chicago White Sox (1984) and Cleveland Cavaliers (1988-90), called both IHSAA football and basketball games on WHMB-TV 40 (since 1990-91) and served as a sideline reporter for Yale football on the YES Television Network (2012). He also filled in as a replacement on New York Mets broadcasts in 2014.

Kellman currently manages his own professional speaking service which features life lessons drawn from sports-related stories, and published his book *61 Humorous & Inspiring Lessons I Learned From Baseball* in 2010.

A graduate of Brooklyn College, Kellman began his early broadcasting days as an announcer for St. John's University basketball.

Howard and his wife, Robin, reside in Carmel, Ind.



Andrew Kappes

Kappes enters his fourth season alongside Howard Kellman as part of the Indians' broadcast team. He is just the sixth broadcaster to join Kellman on the Tribe's call since 1996.

In addition to his on-air duties, Kappes also helps facilitate road coverage for the team by composing game recaps and assisting with the club's social media channels.

Prior to joining the Indians, Kappes served as the broadcast and media relations manager for the Single-A Bowling Green Hot Rods in 2014. His first International League assignment came as a media relations and broadcasting assistant with Scranton/Wilkes-Barre in 2013, providing play-by-play commentary for the RailRiders.

Broadcaster

Kappes also worked as a television broadcaster for Northern Kentucky University from 2011-16, and has contributed to various collegiate broadcasts ranging from Horizon League basketball and soccer to the women's field hockey National Championship during the baseball offseason. In March 2017, Kappes was on the call for the NKU Norse's first bid to the NCAA Men's Basketball Tournament.

Kappes, 27, graduated from NKU in 2012, where he studied broadcast journalism.



INDIANS BROADCASTING TEAMS

Years	Broadcast Team	Years	Broadcast Team
2015-Present	Howard Kellman, Andrew Kappes	1974	Howard Kellman
2012-14	Howard Kellman, Will Flemming	1973	Russ Benedict
2006-11	Howard Kellman, Scott McCauley	1971	Jim McIntyre
2005	Howard Kellman, Robert Portnoy	1969	Tom Hession, Johnny Wade
2004	Howard Kellman, Scott Lauer	1968	Tom Hession, Johnny Wade, Brian Madden
1996-2003	Howard Kellman, Brian Giffin	1966-67	Carl Grande, Tom Hession, Johnny Wade
1991-95	Howard Kellman, Tom Akins, Brian Giffin	1963	Luke Walton
1981-90	Howard Kellman, Tom Akins	1956-60	Jim McIntyre
1980	Mike Fornes, Tom Akins	1948-55	Luke Walton
1976-79	Howard Kellman, Tom Akins	1947	Gene Kelly, Estel Freeman
1975	Tom Akins, Dave Rodebaugh		
1902-42, 44, 46, 61, 62, 65, 70, 72	No Broadcast	1943, 1945	Unconfirmed Broadcast Team

MEDIA INFORMATION



Charlie Henry
Director of Communications
chenry@indyindians.com
(317) 532-6778



Cheyne Reiter
Baseball Communications
Manager
creiter@indyindians.com
(317) 532-6934



Blake Baker
Baseball Communications
Assistant
bbaker@indyindians.com
(317) 269-3542

MEDIA POLICIES

Press Box: The press box is located on Suite Level (third floor) directly behind home plate. The press box phone number is **317-269-3542 ext. 288**.

Credentials: Full-season and single-game credential requests should be emailed to the Indians Communications Department no less than 24 hours prior to first pitch. Credentials will be left at the guest relations desk in the suite lobby, which you can find through the administration doors on the ballpark's west side. Photo ID will be required at time of pick up.

Parking: A limited number of spaces are available for members of the working media. Single-game parking passes are granted on an as-available basis.

Television: Trucks may connect to TV lines in the right field corner of Victory Field (outside the ballpark). The stadium is wired for cameras to plug in on the north end of the third base dugout. For more information, email telecast and production assistant Alex Leachman at aleachman@indyindians.com.

Photographers: Photography wells are located in each dugout. Space is available on a first-come, first-serve basis. Access the wells at the bottom of the stairs at Sections 107/108 or 116/117. Photographers who shoot from the stands will be asked to move by an usher if a fan's view is obstructed.

Clubhouses: The Indians clubhouse is located on service level behind home plate. The visitors clubhouse is located on service level down the right field line. Clubhouses will close to the media 60 minutes prior to first pitch, as well as between contests of a doubleheader. The Indians communications staff will re-open the clubhouses no earlier than 10 minutes following the final out. Members of the media are not allowed in the training rooms, weight rooms or kitchens. Still photography is not permitted in the clubhouses without prior approval. Live video, including live social media interviews, are not permitted inside the Indians or visiting team clubhouses at any time.

2018 BROADCAST INFORMATION

TELEVISION

All Indians home games are available locally on Comcast channel 90. All of the Tribe's games will also be broadcast live via MiLB.TV, with subscriptions available at www.milb.com/milb/multimedia. Ten select home games will be aired on WNDY-TV 23. They are listed below:

April 6, May 4, May 6, May 12, June 1, June 2, June 21, July 6, July 27, July 29.

RADIO

Fox Sports 97.5 FM/AM 1260 is the radio home of the Indianapolis Indians. You can also tune in via the iHeartRadio app.