Table of Contents

SECTION I
Jacksonville Jumbo Shrimp
General Information

Contact the Shrimp..... 2
Ownership/Front Office..... 2
Radio Quick Information..... 3
Baseball Grounds..... 3-4
At a Glance 4
Firsts 4
Ground Rules..... 4
Attendance History..... 4
Front Office..... 5-8
Ken Babby 5
Pfander, Craw, McNabb 6
Blaha, Williams, Ratz. 7
Hoover, LaNave, Delettre.... 8
Hello Jumbo Shrimp 9
Shrimp Logos 10
Shrimp Store.....11
Shrimp Jerseys..... 12-13
2017 Shrimp Promotions.... 14-15

SECTION II
Field Staff/Coaches

Randy Ready..... 16
Jesus Merchan 17
Storm Davis..... 17
Jose Ceballos..... 17
Cesar Roman 18
Robert Reichert 18
Keanan Lamb 18

SECTION III
Players

Meet the Shrimp 19-28

SECTION IV
The Southern League

League Office/Contact..... 29
Team Quick Directory 29
2016 Standings (by half)..... 30
2016 League Leaders..... 31-32
2017 League Format 33
2017 Opponents..... 34-42
Biloxi 34
Birmingham..... 35
Chattanooga 36
Jackson..... 37
Mississippi..... 38
Mobile 39
Montgomery 40
Pensacola 41
Tennessee..... 42
The Wheelhouse 43

SECTION V
The Miami Marlins
2017 Minor League System

Organization 44
Directory 44
40-Man Roster..... 45
Minor League System..... 46
Mailing Addresses 46
Affiliate History..... 46
2016 Amateur Draft 47
New Orleans Baby Cakes 48
2016 AAA Stats..... 49
Jupiter Hammerheads 50
2016 Hi A Stats..... 51
Greensboro Grasshoppers..... 52
2016 Lo A Stats 53
Batavia Muckdogs 54
2016 Short-Season Stats 55
2016 GCL Marlins..... 56
2016 DSL Marlins 57

SECTION VI
Jacksonville Jumbo Shrimp
Baseball History

History 58-59
Yearly Records 60-61

SECTION VII
Jacksonville Jumbo Shrimp
Record Book

Pitching Records 62
Hitting Records..... 63
All-Time All-Stars..... 64
Weekly Awards 65
Award Winners 66
S.L. Hall of Fame..... 67
Year-By-Year Stats 68-114
Shrimp In MLB 2016.....115

SECTION VIII
Media Information

Covering the Shrimp.....116
Credentials.....116
Player Access 116
Pre/Postgame 116
Media Contact Information 117
Meal Partners 118
Shrimp Video Shows 119
Shrimp on the Air..... 120
Shrimp Broadcasters..... 121
Shrimp Online..... 122

2017 JACKSONVILLE JUMBO SHRIMP MEDIA GUIDE
The 2017 Jacksonville Jumbo Shrimp Media Guide was produced by the Media Relations Department.
Written And Edited By: Roger Hoover
Content And Editorial Assistants: Marco LaNave, Brian DeLettre, Noel Blaha
Statistical Assistance: Major League Baseball Advanced Media
Photographs And Staff Headshots By: Brian DeLettre, Roger C. Hoover and Archive
Player/Coach Headshots By: Miami Marlins Media Relations Department
Special Thanks To: Harold Craw, Matt Roebuck, Marty Sewell and Miami Marlins Media Relations
Cover Art By: Noel Blaha
Printed By: All Purpose Printing and Graphics, Inc.

Contact the Jacksonville Jumbo Shrimp

Address	301 A. Philip Randolph Blvd. Jacksonville, FL 32202
Telephone	(904) 358-2846
Fax	(904) 358-2845
Press Box Telephone	(904) 374-4582
Shrimp on the Internet	www.jaxshrimp.com
E-Mail	info@jaxshrimp.com
Affiliation	Miami Marlins/9th Year
Years in the Southern League	1970-Present
Club Colors	St. Johns Navy, Patriotic Blue, American Red, Shrimp
Mascot	Southpaw

Ownership/Front Office

Operated by	Fast Forward Sports Group LLC
Owner & Chief Executive Officer	Ken Babby
President, Fast Forward Sports	Jim Pfander
Chief Financial Officer, Fast Forward Sports Group	Shawn Carlson
General Manager	Harold Craw
Assistant General Manager	Noel Blaha
Vice President of Sales & Marketing	Linda McNabb
Director of Field Operations	Christian Galen
Director of Broadcasting	Roger Hoover
Director of Food & Beverage	Ernest Hopkins
Director of Ticket Operations	Corey Marnik
Director of Corporate Partnerships	Gary Nevolis
Director of Community Relations	Andrea Williams
Stadium Operations Manager	Weill Casey
Creative Services Manager	Brian DeLettre
Merchandise Manager	Brennan Earley
Box Office Manager	Peter Ercey
Food & Beverage Manager	Tina Gray-Young
Media & Public Relations Manager	Marco LaNave
Accounting Manager	Teresa Lively-Hall, MSA
Finance Assistant	Nanette Poor
Food & Beverage Manager	Juanita Millhouse
Promotions & Special Events Manager	David Ratz
Military Liaison/Account Executive	Theresa Viets
Account Executives	James Abbatinozzi, Taylor Boyle, Clayton Edwards, Chase Foster
Sales & Marketing Coordinator	Ashley McCallen
Front Office Coordinator	Lorie Tipton
Stadium Operations Assistant	Jason Jones

Field Staff

Manager	Randy Ready (First Season)
Pitching Coach	Storm Davis (First Season)
Hitting Coach	Jesus Merchan (FirstSeason)
Coach	Jose Ceballos (First Season)
Head Athletic Trainer	Cesar Roman (Fourth Season)
Strength Coach	Robert Reichert (Second Season)
Video Coordinator	Keanan Lamb (Second Season)

Jacksonville Jumbo Shrimp On the Air

Broadcasters ..... Roger Hoover, Marco LaNave
Broadcast Schedule/Info ..... 140 Games
Pregame begins 15 minutes prior to first pitch ..... (70 Home/70 Away and Playoffs)
Stations ..... FM 100.3 The Biz & AM 1600 WZNZ
Webcast ..... www.jaxshrimp.com
Live Broadcast on Phone app ..... TuneIn Radio
Blog ..... medium.com/jaxshrimp
Twitter ..... @JaxShrimp
Facebook ..... Jacksonville Jumbo Shrimp
Instagram ..... jaxshrimp
Snapchat ..... jaxshrimp
Podcast ..... The Jumbo Shrimp Podcast

Baseball Grounds of Jacksonville

Stadium (Capacity) ..... Baseball Grounds of Jacksonville (11,000)
Location ..... 301 A. Philip Randolph Blvd. in the Jacksonville Sports Complex
Game Times ..... 7:05 p.m. Mon-Fri, 6:05 p.m Saturday, 3:05 p.m. Sunday
Gates Open ..... One Hour Prior to First Pitch
Field Dimensions ..... Left Field - 321, Left-Center - 382, Centerfield - 420, Right-Center - 375, Right Field 317
Outfield Wall ... 6 ft in LF, rising to 8 ft in LCF through RCF. 13 ft in RC, falling to five feet RF corner

Stadium Drawing/Seating Chart

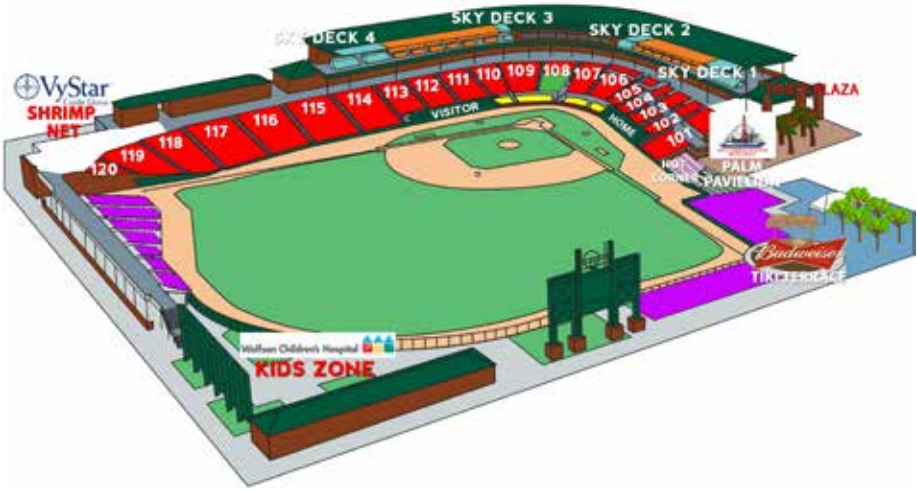

Baseball Grounds

Baseball Grounds Ground Rules

1. Any ball that travels over the outfield fence is a HOME RUN

2. Scoreboard in left field and camera stand in center field are out of play

3. Any thrown or batted ball that lodges under or in the outfield wall or its padding, see book rule

4. Any thrown or batted ball that lodges in, under or goes beyond padding down either foul line is dead, see book rule

5. Any thrown ball that lodges in, or on top of, backstop screen/net is dead, see book rule

6. Any thrown ball that goes into dugouts is dead, see book rule

7. Batted ball in dugout area – catch may be made provided both feet are out of dugout. Book rule will apply to any fielder falling into the dugout after making a legal catch. Runners advance at their own risk, see book rule.

8. Players must stay off the tarp. A player may lean on, but not step or stand on, the tarp while making a catch. Any ball getting in or under the tarp will be considered "dead."

YEAR-BY-YEAR ATTENDANCE

2003 - 359,979
2004 - 420,495
2005 - 359,957
2006 - 404,992
2007 - 396,012
2008 - 364,365
2009 - 354,553
2010 - 354,725
2011 - 322,324
2012 - 293,013
2013 - 295,258
2014 - 300,538
2015 - 272,422
2016 - 264,401
14-Season Total: 4,763,034

BASEBALL GROUNDS FACTS

*****Has 6,042 stadium-style chairs and can accommodate more than 11,000 fans with berm and bleacher seating.**
*****Has 12 luxury suites and four sky decks, each of which have private balcony seating.**
*****Total estimated cost was $34 million, paid for by Jacksonville residents as part of a tax approved in 2000 to fund the "Better Jacksonville Plan," an initiative to improve the city's infrastructure. The adjacent Jacksonville Veterans Memorial Arena was also funded via the plan and was completed in November 2003.**
*****Boasts the longest distance between home plate and center field in the Southern League - 420 feet.**
*****Has the largest roof of any open-air facility in the minor leagues.**
*****Completely wheelchair accessible, including the dugouts, camera wells and playing field.**
*****Press box features three radio booths, one television booth, one main booth for writers and reporters and a control room.**

BASEBALL GROUNDS FIRSTS

Pitcher..... Heath Totten, Suns
Batter..... Ryan Knox, Stars
Hit..... Mike Collins, Suns
Run..... Brandon Gemoll, Stars
Stolen Base..... Koyie Hill, Suns
Home Run..... J.J. Hardy, Stars
Jacksonville Run..... Brennan King
Jacksonville Home Run..... Derek Michaelis

Still the facility record for single-event attendance, 12,943 fans packed the Baseball Grounds of Jacksonville on April 11, 2003, the first ever game at the stadium.

In October 2012, the field at the Baseball Grounds was named "Bragan Field" in honor of late Suns owner Peter Bragan, Sr. and the Bragan family's contributions to Jacksonville baseball.

In 2013 the Suns hosted a Southern League All-Star Game record crowd of 9,373 fans at Bragan Field on July 17.

Ken Babby

Owner & C.E.O.

kenbabby@jaxshrimp.com

Ken Babby, a native of Potomac, Maryland, opened a new era of Jacksonville baseball by becoming Owner and Chief Executive Officer of the First Coast's longest-tenured sports franchise in September 2015. Building on Jacksonville's baseball tradition, he introduced the team's new identity as the Jacksonville Jumbo Shrimp on Nov. 2, 2016.

Babby, 37, is the founder of Fast Forward Sports Group and the youngest multi-team professional sports owner, owning the Akron RubberDucks since October 2012. He was named one of Sports Business Journal's 2016 "Forty Under 40," recognizing excellence and innovation in sports business careers - all before age 40.

Before the Jacksonville franchise's first home game under Babby's ownership, he invested more than $1.8 million into the Baseball Grounds of Jacksonville to add the Budweiser Tiki Terrace, renovate all the private luxury suites, develop the Firehouse Subs Hot Corner group hospitality area, expand the suite-level lounge, and improve other ballpark areas.

In his first three seasons with Akron, the team saw tremendous growth in attendance, moving from ninth to fourth in the Eastern League standings, while welcoming more than 340,000 fans to Canal Park in 2014 and 2015. Babby has also made more than $6 million in personal investments for improvements to Canal Park that include the largest HD videoboard in Double-A (fifth-largest in Minor League Baseball), a high-end, full-service Grill and Bar, and four new premium party areas. The team's identity change to the RubberDucks prior to the 2014 season helped move the club into the top 25 in merchandise sales for Minor League Baseball. The RubberDucks' marketing and promotional work for the 2015 season landed them the Larry MacPhail Award, which goes to the Minor League Baseball team with the most outstanding and creative marketing and promotional efforts. Since Babby's acquisition of the Akron club, the franchise has grown attendance by more than 27.5%.

Prior to Akron, Babby spent 13 years in various marketing positions with the Washington Post and its online and social media counterpart, Washington Post Digital. After starting as a summer intern with the newspaper in 1999, Babby rose through the ranks, eventually attaining the position of Vice President of Advertising, and most recently, Chief Revenue Officer of Washington Post Media and General Manager of Washington Post Digital.

Babby's two-fold mission is to create a memorable, unique, affordable and enjoyable fan experience, and maximize the opportunity to create change in the community through charitable, wellness and education initiatives.

He serves on numerous boards in Northeast Ohio. In Jacksonville, Babby is a member of the Jacksonville Chamber of Commerce Board of Directors, Jacksonville University Board of Trustees, Board of Directors for Baptist Hospital of Florida, Jewish Community Alliance Board of Directors, and Jacksonville Civic Council. He is also the chair of the Baseball Internet Rights Company (BIRCO), which manages the digital and interactive media rights of its member Minor League Baseball clubs and leagues. Ken has an 8-year-old son, Josh.

Jim Pfander

President, Fast Forward Sports

jim@ffsportsgroup.com

Veteran minor league baseball executive Jim Pfander was named president of Fast Forward Sports Group LLC - comprising the Akron RubberDucks and Jacksonville Jumbo Shrimp - in October 2015. An Akron, Ohio, native and Ohio University graduate, he has been General Manager and the Chief Operating Officer of the Akron RubberDucks since October 2012.

After serving as Executive Vice President and Chief Operating Officer of the Aeros in 2011, Pfander was the first executive hired by team owner and Fast Forward Sports Group founder Ken Babby after the latter bought the club. Under Pfander, the Akron franchise has risen into one of the Minor League Baseball's premier franchises. In 2016, Pfander was named the Eastern League Executive of the Year.

The 2017 season will be his 18th in professional baseball. He began as an intern in the Cleveland Indians broadcasting department in 2000; other stops during his 18-year career include various positions with teams in Charleston, S.C.; Brockton, Mass.; and Spokane, Wash. Before rejoining Akron, Pfander spent the 2012 season as the General Manager of the Charlotte (Fla.) Stone Crabs, where he also oversaw Tampa Bay Rays spring training and hosted the Class-A Advanced Florida State League's All-Star Game.

Harold Craw

General Manager

harold@jaxshrimp.com

Harold Craw was named the General Manager of the Jacksonville Jumbo Shrimp on Sept. 17, 2015, when Fast Forward Sports Group, LLC, led by Ken Babby, officially took ownership of the Southern League club. Bringing 14 seasons of Minor League Baseball experience to the Jacksonville, Harold oversees marketing and sales, community engagement, game-day experience, and all other operational aspects of the organization.

A native of Chattanooga, Tenn., Harold graduated from Emory and Henry College (Va.) with a bachelor's degree in physical education, and he earned a Master's Degree in Sport Management from East Tennessee State University in 2001. He started his Minor League Baseball career in 2002 with the Johnson City (Tenn.) Cardinals as director of stadium operations. He spent more than 10 seasons with the Charleston (S.C.) River Dogs from 2003 to 2012, twice being recognized by the South Atlantic League as Sales Executive of the Year and for community relations. He was the general manager of the Quad Cities River Bandits and a senior corporate sales executive, and later assistant general manager, of the Chattanooga Lookouts before being hired by Fast Forward Sports Group to lead Jacksonville. In each community he has lived, Craw has been an active volunteer, including co-founding and co-chairing the Charleston RBI Baseball League and mentoring middle school youth through Jacksonville's Duval County Public Schools 5000 Role Models program. He and his wife, Angie, have relocated to Jacksonville with their daughters, Cameron and Jasmine.

Linda McNabb

Vice President of Sales & Marketing

linda@jaxshrimp.com

Linda oversees the Jumbo Shrimp's marketing and sales efforts. She joined the team in July 2015, bringing more than 30 years of experience in sales, including everything from car care chemicals, office supplies, boats and Harley Davidsons to baseball.

A Cleveland native, Linda worked in sales for three different southwest Florida radio stations before entering baseball. Linda began her career in baseball in 1994 with the Fort Myers Miracle (Class-A Advanced Florida State League) and the Minnesota Twins' Spring Training. She began as Director of Sales and was later Vice President and President of Miracle Professional Baseball. In 2001, she became a senior officer of the Goldklang Group, and she was awarded the Rawlings Female Executive of the Year, given to an outstanding woman executive by the National Association of Professional Baseball Leagues, which governs all affiliated minor league clubs.

After 31 years in southwest Florida, Linda moved to Jacksonville with her dog, Gus. She has two grown children. Her daughter Nicole, son-in law Justin, a firefighter, and granddaughter Addison reside in Cape Coral, Fla. Her son Matthew, a United States Marine, and daughter-in-law Samantha reside in Jacksonville, N.C.

Noel Blaha

Assistant General Manager

noel@jaxshrimp.com

Noel works closely with the General Manager in overseeing the media relations, merchandise and promotions departments, while also playing an integral role in the corporate partnership department.

Noel joined the Jumbo Shrimp after working 10 seasons with the Charleston (S.C.) RiverDogs as director of marketing, promotions director, box office manager and media relations assistant. With the RiverDogs, Noel helped oversee the 2012 South Atlantic League Home Run Derby from the flight deck of the USS Yorktown - a promotion that won two Minor League Baseball Golden Bobbleheads. Noel also helped the RiverDogs win the 2013 Larry MacPhail Award for Minor League Baseball's top promotional effort.

A native of Aberdeen, Scotland, Noel earned a bachelor's degree from Cornell (Iowa) College and a master's degree from Bowling Green (Ohio) State University. He has also worked with the Toledo (Ohio) Mud Hens (Triple-A International League), as well as in minor league soccer and hockey.Noel, his wife Betsy, and their sons, Campbell and Andrew, now live in Jacksonville. In the community, Noel works with Junior Achievement and the Optimist Club.

Andrea Williams

Director of Community Relations

andrea@jaxshrimp.com

Andrea ("A-Dub") leads the Jumbo Shrimp involvement in the wider Jacksonville community. She oversees player, mascot and staff appearances, ballpark tours, non-profit fundraising, reading programs and company donations, among other initiatives. She also plans and implements Jumbo Shrimp volunteer opportunities, as well as the corporate care program, by which businesses may donate tickets to non-profit organizations.

A native of Davenport, Iowa, and Valdosta, Ga., Andrea has an undergraduate degree in sociology, and master's degrees of education and public administration from Valdosta State University. In professional sports, she has worked as Director of Ticket Operations for the Quad Cities River Bandits (Class-A Midwest League) and as Account Executive for the Atlanta Dream (WNBA).

Andrea believes, in the words of Muhammad Ali, "service to others is the rent we pay for our room here on earth," and she is a member of Alpha Phi Omega National Service Fraternity, Zeta Phi Beta Sorority, Inc., and Order of the Eastern Star- PHA.

David Ratz

Promotions & Special Events Manager

david@jaxshrimp.com

David makes sure visitors to the Baseball Grounds are always entertained, excited and leave with a smile on their face!

David joined the Jumbo Shrimp after 13 years in radio promotions and events, producing everything from concerts to golf tournaments - all to put smiles on faces. A native of Atlanta, David graduated from Elon University in 2001.

David and his wife Ann have two cats, and he is a big St. Louis Cardinals fan.

Roger Hoover

Director of Broadcasting

rogerh@jaxshrimp.com

Roger Hoover is in his sixth season as the Director of Broadcasting and radio play-by-play announcer for the Jacksonville Jumbo Shrimp and tenth season broadcasting professional baseball. He serves as the radio play-by-play broadcaster for all 140 games and is the liaison between Shrimp players and staff with the Jacksonville media and fans.

Hoover began broadcasting professional baseball for his hometown Kingsport (Tenn.) Mets of the Appalachian League in 2008. He was a broadcast assistant with the Tennessee Smokies for three seasons - beginning in 2009 before joining the Suns. In his first eight seasons in the Southern League, he provided play-by-play in four Southern League Championship Series and was part of radio coverage for three All-Star Games and two editions of the Rickwood Classic in Birmingham, Ala. He has also provided play-by-play for Miami Marlins spring training baseball for the past two years on Marlins.com through the Marlins Radio Network.

Hoover graduated from the University of Tennessee in 2010 and has served his alma mater as a broadcaster and reporter for numerous Volunteer sports since his broadcasting career began with the Vol Network in 2006. He previously provided play-by-play for Carson-Newman University basketball and Maryville College football and basketball. Currently in the baseball offseasons, Hoover is the radio play-by-play broadcaster for University of Alabama women's basketball on the Crimson Tide Sports Network, and provides play-by-play for SEC Network+ basketball, baseball, softball, soccer, and volleyball.

Marco LaNave

Media & Public Relations Manager

marco@jaxshrimp.com

Marco works to serve the media locally, regionally and nationally and facilitates their coverage of the Jumbo Shrimp organization. He coordinates the Jumbo Shrimp presence on a variety of media platforms and is also on the Jumbo Shrimp radio broadcast team for home games.

One of two brothers and a native of St. Cloud, Minn., Marco earned a bachelor's degree in chemistry and graduated magna cum laude from the University of Minnesota and also completed a science-writing internship at the Princeton (N.J.) Plasma Physics Laboratory. He was a radio production assistant with the Minnesota Twins in 2011, and he moved to Davenport, Iowa, in 2012 to work for the Quad Cities River Bandits (Class-A Midwest League). In the Quad Cities, he was the head of media relations and lead play-by-play broadcaster for four years with the River Bandits. He also broadcasted local high school football and basketball.

New to the Sunshine State - and south of all his family - when he moved to Jacksonville in December 2015, Marco is an active member of the Catholic Church and a fourth-degree member of the Knights of Columbus. He has also been a regular volunteer for Junior Achievement and a blood and platelet donor.

Brian DeLettre

Creative Services Manager

briand@jaxshrimp.com

Brian oversees all aspects of the HD video board and LED outfield signs installed prior to the 2013 season at the Baseball Grounds of Jacksonville. He also helps manage jaxshrimp.com, the press box staff and the team's social media efforts.

A Jacksonville native, Brian's sports career began with the then-Suns in 1998. His roles have included bat boy, clubhouse assistant, playground coordinator, usher, box office assistant, official scorer and media relations assistant. He joined the full-time staff in 2013.

Brian earned a bachelor's degree in physical education with emphasis in sports administration from Jacksonville University, where he worked in the athletic media relations office from 2005 to 2013. He also worked as a communications assistant for the Jacksonville Jaguars of the NFL in 2007, and he continues to work on the Jaguars game day staff. He has also worked for two NCAA Basketball Tournaments, four Atlantic Coast Conference Baseball Championships, the 2007 ACC Football Championship, the Gator Bowl Association and the Jacksonville Giants (ABA).

JACKSONVILLE, Fla. - The Jacksonville Jumbo Shrimp baseball club, formerly known as the Jacksonville Suns (Miami Marlins Double-A affiliate), unveiled its new identity at a media event in November at the Times-Union Center for the Performing Arts.

The new Jumbo Shrimp name celebrates Jacksonville as a big small town - Florida's largest city, yet in many ways a richly connected and close-knit community. Embodying the city's determination and resilience, the centerpiece of the new identity is a tenacious Jumbo Shrimp in the shape of a "J" amid the water that is the natural geography of the River City on the First Coast. A Jumbo Shrimp holding the state of Florida is a secondary mark. A third logo is the Shrimp Boil mark celebrating affordable family fun with the resilient Jumbo Shrimp fighting his way out of a caldron. St. Johns Navy, Patriotic Blue, American Red and Shrimp make up the team's new official colors, paying tribute to Jacksonville's rich military heritage.

"This exciting announcement turns the page on wonderful time in Jacksonville's baseball history that will never be forgotten and reaffirms our commitment to the First Coast. We understand the rich tradition of this region and wanted to embrace it in a way only Minor League Baseball can," said Jumbo Shrimp **General Manager Harold Craw**. "The Jumbo Shrimp brand is built directly from the Jacksonville's community heritage and allows us to integrate and bring to life what we are about… affordable, family, fun."

The Jacksonville Jumbo Shrimp also unveiled their uniform and cap combinations and batting practice jersey Wednesday, with lettering and numbers in custom Jumbo Shrimp font. The front of the four uniform tops - the home white, road grey, St. Johns Navy and camouflage tops - feature the Aquatic "Jacksonville" wordmark, while the American Red top has "Bold City" as the wordmark. The batting practice top is Patriotic Blue with the alternate logo of the Jumbo Shrimp holding the state of Florida on the front. The team will wear navy or red caps, or an alternate navy cap with gray brim.

The Jacksonville franchise will build upon its first year under the new ownership of Fast Forward Sports Group, with new **owner Ken Babby, President Jim Pfander**, and **General Manager Harold Craw**. In 2016, the franchise posted several attendance milestones, including Double-A baseball's highest attendance for the first four days of the Minor League Baseball season, and the largest single crowd in four years at the Baseball Grounds of Jacksonville.

"Today marks a new chapter for baseball here in Northeast Florida. Jacksonville's incredible history as a baseball city dates back more than a century. That history carries on and is now matched with an identity epitomizing family entertainment that our fans have come to learn Minor League Baseball is all about," said Jumbo Shrimp owner Ken Babby. "The Jumbo Shrimp will be a fun, fresh face in town, and I am excited for our fans to see them come to life next spring."

The Jumbo Shrimp identity was created with the help of Brandiose, a nationally-renowned marketing firm that has worked with more than 60 minor and major league teams. After meeting with fans, staff and community members to learn about the stories, history, and personality of Northeast Florida, Brandiose partnered with the team's front office leadership to develop the logos, uniforms and forthcoming mascot.

"Jacksonville is one of the premier destinations in all of Minor League Baseball," said **Brandiose's Casey White.** "Our goal was to capture the fun of the Jumbo Shrimp and communicate it through the look and feel of the new identity."

NOTABLE QUOTES:

Pat O'Conner, President of Minor League Baseball: "Jacksonville's community has given outstanding support to its Minor League Baseball franchise for decades, and fans have learned the commitment of new management to a first-rate fan experience and community engagement. Many of the most thriving clubs in Minor League Baseball - including the El Paso Chihuahuas, Fort Wayne TinCaps, Lehigh Valley IronPigs, and Richmond Flying Squirrels - have been through a similar process of creating an identity that energizes its community. Fans in Northeast Florida have an exciting future with the Jacksonville Jumbo Shrimp."

Marc DelPiano, Marlins Vice President of Player Development: "The Miami Marlins have enjoyed our first year working with the Jacksonville staff. It is great to see this type of commitment in the Jacksonville baseball community. We are grateful for the fans' support and excited our players will be developed in such a positive environment. We look forward to a great working relationship for years to come."

Shrimp Logos

The logo Shrimp forms a J for Jacksonville. The water is included as a natural feature of the First Coast. The animated shrimp represents Affordable Family Fun, and its tenacious expression and posture represents the determination and resilience of the Jacksonville community.

The word Jacksonville is printed on the front of both home and road jerseys to proudly identify the team with its city. The aquatic-themed lettering includes the water that is a natural part of the First Coast.

The patriotic colors pay homage to the military tradition. St. Johns Navy, American Red, Patriotic Blue, and Shrimp blend to form the Jumbo Shrimp colors, as many small communities blend in Jacksonville. The letters and numbers of the wordmark and uniforms are in Jumbo Shrimp font.

The alternate logo includes the state of Florida and will be on road caps to show that our home is where Florida begins.

The Bold City wordmark represents Jacksonville's nickname as the "Bold New City of the South" and is featured on an alternate jersey.

The Shrimp Boil logo is a symbol of experience shared by families and the melting pot of Jacksonville.

Here are some of the unique items that are available in the Jacksonville Jumbo Shrimp Team Store! Merchandise has been flying off the shelves since the Jumbo Shrimp name was announced in November, and orders have been shipped to all 50 states and over 15 countries. Many of these shirts have gone viral on social media, with the Jumbo Shrimp being the talk of the offseason across Minor League Baseball! The store is open 24/7 online on www.jaxshrimp.com.

Shrimp Uniforms

We have a classic white and J-Shrimp primary logo cap for home games. We are proud to wear a home jersey with "Jacksonville" featured on the front.

The gray is worn with the Shrimp and Florida logo to recognize our home state while on the road.

The American Red jersey has the Bold City nickname on the front and will be worn as an alternate, as well as for Red Shirt Fridays that began last season and will continue our promotion to support military personnel.

Shrimp Uniforms

The St. Johns Navy jersey and Camouflage jerseys - both with Jacksonville spelled on the front - also celebrate Jacksonville's military identity.

The Patriotic Blue batting practice top features the alternate logo with the Shrimp and Florida logo.

2017 Promotions

JACKSONVILLE, Fla. - As the Jacksonville Jumbo Shrimp enters the new chapter for baseball on the First Coast, Jacksonville-based **Community First Credit Union** has signed on to continue its support of baseball. Beginning this year and for the next three years - 2017, 2018 and 2019 - **Community First** will be the team's presenting sponsor, the team announced in mid-March.

"We are thrilled to have Community First presenting the excitement and great affordable family entertainment our fans have come to expect from our organization," said **Jumbo Shrimp owner Ken Babby**. "We share a commitment to our guests and fans, delivering excellent customer service, and making a positive impact in the Northeast Florida community. This makes our partnership a natural fit and special opportunity to work together to bring our best to the people of the First Coast."

"We are proud to continue our longtime support of this family-friendly organization which provides an exceptional game-day experience and entertainment," said **John Hirabayashi, CEO and president of Community First Credit Union**. "The Jumbo Shrimp is a wonderful partner and an asset in our community. We look forward to another successful season."

Brimming with promotions that offer affordable family fun to the First Coast, the inaugural **2017 Jacksonville Jumbo Shrimp season presented by Community First** will open Wednesday, April 12, and continue for 70 fun-filled home dates through Labor Day Monday, Sept. 4. The Jumbo Shrimp have planned **15 fireworks dates, a dozen giveaways, three specialty jerseys and three free military family appreciation nights,** plus a lineup of **entertainment act appearances** and **theme nights** ranging from Silent Movie Night to a 100th anniversary celebration of Chuck Taylors. Of course, the celebrations of National Shrimp Scampi Day (April 29) and **National Shrimp Day (May 10)** will also initiate new traditions at the Baseball Grounds of Jacksonville.

"Whether our guests are here for the first time or have supported the team for years, we seek to create entertainment and promotions that delight the whole family," said **Jumbo Shrimp General Manager Harold Craw**. "Fans will have many traditional favorites and plenty of new and exciting ways to make memories at the ballpark."

Affordable Family Fun at Every Game

With tickets starting at $5 and hot dogs just $2 every game, the Jumbo Shrimp are always affordable. The family fun takes a unique form each day of the week, leading off with up-close, memorable experiences for the youngest Jumbo Shrimp fans.

Baptist Health Sunday Family FUNdays: Kids can feel like the pros before each Sunday home game, as families can play catch on the field at the Baseball Grounds of Jacksonville. Following the game, kids 12 and under can run the bases. Each Sunday will also feature free face painting, balloon animals and popular kids characters, such as such as Dora, Bugs Bunny, Ninja Turtles, Elmo, Star Wars characters, superheroes, or princesses making visits to the ballpark. Normal game times will be 3:05 p.m., with 6:35 p.m. first pitches on **Memorial Day Weekend** Sunday, May 28; Sunday, June 4; Sunday, July 9; and **Labor Day Weekend** Sunday, Sept. 3.

VyStar Credit Union Charity Begins at Home Mondays: Local nonprofits have the spotlight at Monday home games. Each Monday, up to two local nonprofits raise awareness and funds throughout the night through ticket sales and the Launch-A-Ball promotion.

Community First Credit Union Two-For-Tuesdays: Tickets are 2-for-1 at the box office for Community First Credit Union members using their CFCU credit or debit card. Fans who are not **Community First Credit Union** members can sign up at the CFCU tent outside the stadium to receive the ticket offer that night. Fans can purchase **$2 24-oz. beers** at the canopy located adjacent to the Budweiser Tiki Terrace.

Date Night Wednesdays: Each Wednesday night home game (beginning May 24) is a great value for a date night. On those nights, the Baseball Grounds of Jacksonville box office windows will offer a package of a pair of tickets, two hot dogs, two drinks and popcorn for just $20. Two 12:05 p.m. Wednesday games will have their own themes, with **National Shrimp Day** offering varieties of shrimp on May 10 and **Big Splash Day** turning the stadium into a water park on July 12.

Mavericks Live and Budweiser Thirsty Thursdays: All Thursday home games are the best happy hour on the First Coast. Fans can purchase $1 (12-oz.) beers and $2 (24-oz.) Budweiser products at selected stands. Gates open at 6 p.m.

NAPA Family Fireworks and Red Shirt Fridays: Every Friday home game features postgame **NAPA** Family Fireworks! Jumbo Shrimp players and staff will wear red each Friday to support the military, and fans who wear red save $1 on a ticket at the box office, or can donate the $1 to the **Intrepid Fallen Heroes Fund**. Select Jumbo Shrimp Bold City red jerseys will be auctioned at the season's end to benefit **Jacksonville United Service Organizations (USO).**

Giveaway Saturdays: The first 1,000 fans through the gates each Saturday will receive a free "Prawn Prize" giveaway item. For a second straight season, gates open each Saturday at 5 p.m. for 6:05 p.m. games. The items include:

Saturday Prawn Prize (first 1,000 fans): April 12 (Wed.) Magnet Schedule (first 5,000 fans), April 15 Rally Towel Darley's Plumbing, April 29 Jumbo Shrimp Shirt-Brightway Insurance, May 20 Crustacean Cap Hyatt Regency Jacksonville, May 27 Jumbo Shrimp Ben Hogan-style Golf Hat -121 Financial Credit Union, June 17-Jumbo Shrimp Neck Pillow-JAX Sports Council, July 1-Vince Coleman Raines High School Bobblehead, July 3 (Mon.) Patriotic Cap-The Nimnicht Family of Dealerships, July 22 Jacksonville Red Caps Negro League Jersey Florida Blue, Aug. 5-Jumbo Shrimp Backpack Baptist Health & Wolfson Children's Hospital, Aug. 12-Bowling Shirt-Swisher International, Sept. 2-Main Street Bobble Bridge Community First Credit Union.

Military Appreciation

The Jumbo Shrimp will continue to offer active military and veterans **$5 reserved tickets** to every home game. The team will also host three **Military Family Appreciation Nights,** when active military and veterans and their immediate families receive free general admission or reserved tickets. The nights are Sunday, May 28 (presented by **Navy Mutual Life Insurance**), Thursday, June 29 (presented by **Navy Federal Credit Union**), and Wednesday Aug. 23. Each Friday, the Jumbo Shrimp will wear their Bold City red jerseys to support the military, and fans who wear red save $1 on a ticket at the box office, or can donate the $1 to the **Intrepid Fallen Heroes Fund.** The jerseys will be auctioned at the end of the season to benefit the **Jacksonville JSO**.

Special Jerseys

In addition to their new Jumbo Shrimp jerseys, the home team will don three other special jerseys at the Baseball Grounds of Jacksonville this summer. For **Christmas in July** on Sunday, July 9, the Jumbo Shrimp will wear special ugly **Christmas Sweater Jerseys** that will be auctioned off during the game for charity. Paying tribute to Jacksonville's baseball heritage on **Negro League Night**, the Jumbo Shrimp will wear throwback **Jacksonville Red Caps Jerseys** on Saturday, July 22, when the first 1,000 fans receive a replica Red Caps jersey, courtesy of **Florida Blue**. Finally, as **Superhero** and **Back-To-School Weekend** conclude on Sunday, Aug. 6, the Jumbo Shrimp will play in special **Aquaman Jerseys** that will also be auctioned off during the game for charity.

Weekday Matinees

While playing most of their Sunday home games in the afternoon, the Jumbo Shrimp also have five early start times on weekdays. For the Monday, May 1, the 12:05 p.m. **City Skip Day** game, the ballpark will host an extended lunch and a business person's special for those taking the afternoon off to enjoy a ballgame. **National Shrimp Day** is Wednesday, May 10, so the Jumbo Shrimp will serve a wide variety of shrimp dishes throughout the ballpark at their 12:05 p.m. game. **Scallop School Day presented by Applebee's** is Monday, May 22, when the Jumbo Shrimp will host area schools for an 11:05 a.m. game. The 12:05 p.m. game on Wednesday, July 12, the Jumbo Shrimp will transform the Baseball Grounds into a water park for **Big Splash Day**. The **Labor Day** season finale is a 2:05 p.m. game on Monday, Sept. 4.

Special Appearances & Entertainment

The **Fur Circus** bring FURlarious pregame performances, in-game skits and a free postgame autograph to the ballpark on Saturday, April 15. **Shrimp Wrestling** will feature an entire cast under five feet tall from The **Micro Wrestling Federation** presenting a full-scale, WWE-type event at the game Thursday, May 25. For **Golf Night** on Saturday, May 27, PGA Tour professional golfer **Jim Furyk** will throw a ceremonial first pitch, while the Jumbo Shrimp host the **Jim and Tabitha Furyk Foundation** for a night of golf-themed fun and fundraising, and **121 Financial Credit Union** presents a Jumbo Shrimp golf hat to each of the first 1,000 fans. The **Inflatamaniacs** inflatable entertainers will highlight the games on Father's Day Weekend Saturday, June 17 and Sunday, June 18.

Nights Unlike Any Others

With **Chuck Taylor Night** for their second home game Thursday, April 13, the Jumbo Shrimp will celebrate the legacy of an American icon as the Converse All-Star turns 100! Anyone named Chuck (Charles) or Taylor gets in free, plus Chuck Taylors will be throwing out the ceremonial first pitches. The Jumbo Shrimp front office staff will also sport custom red Jumbo Shrimp Chuck Taylors for the theme night and the rest of the Red Shirt Fridays throughout the season. The Jumbo Shrimp will open Father's Day Weekend Thursday, June 15, with **You Might Be The Father's Day**, an evening filled with suspense, intrigue and manila envelopes. The Jumbo Shrimp will distribute free pregnancy tests so you'll know if you need to return for Sunday's Father's Day game. **Silent Movie Night** is the theme on Tuesday, Aug. 8, when the Jumbo Shrimp will partner with **Norman Studios** to present the entire game with no PA announcements, no audible cheering and a black & white video board. Fans will be encouraged to use hand signals to cheer, as silence is the theme of the night!

Nods to Northeast Florida

Throughout the season, the Jumbo Shrimp have planned theme nights to celebrate holidays and the variety of Northeast Florida's communities and activities. The Jumbo Shrimp will open the **Canines and Crustaceans Bark in the Park** series on Monday, May 8, with the **Jumpin' Jax Flyball Club** performing special tricks. Dogs can see the Jumbo Shrimp game for free with a paying human companion that night, plus Monday, June 5; Wednesday, July 19; and Monday, Aug. 14. Other days the Jumbo Shrimp will host include **National Shrimp Scampi Day** and **Scout Night** (Saturday, April 29), **Paint Night** with **Paint Night Jacksonville** (Monday, May 8), the pregame **Jax Miracle League Game** (Saturday, May 20), **Youth Sports Day** (Sunday, May 21), **Boat Day** (Sunday, June 18), **Get JAX'd Night** (Wednesday, June 28), **High School Reunion Night** (Saturday, July 1), **Bike Night** (Tuesday, July 11), **Florida Blue Night** (Friday, Aug. 4), **St. Johns County Night** (Thursday, Aug. 10), **Irish Heritage Night** (Tuesday, Aug. 22), **Clay County Night** (Thursday, Aug. 24) and **Nassau County Night** (Thursday, Aug. 31). The Jumbo Shrimp also play holiday home games on Easter Sunday (April 16), Memorial Day Weekend (Wednesday, May 24-Sunday, May 28), Father's Day Weekend (Wednesday, June 14-Sunday, June 18), Independence Day Weekend (Friday, June 30-Monday, July 3) capped by **Independence Day Fireworks presented by the Nimnicht Family of Dealerships**, and Labor Day Weekend (Thursday, Aug. 30-Monday, Sept. 4) with the fireworks grand finale on **Fan Appreciation Night** Sunday, Sept. 3.

Randy Ready
Manager

Resides:.....Dallas, Texas
Born:..... January 8, 1960
Years at Jacksonville:..... First

Randy Ready is in his first year as the Jumbo Shrimp manager and second season in the Marlins organization. Ready managed the High-A Jupiter Hammerheads last season, when they finished with a 68-69 record overall and a 37-32 mark in the second half of the Florida State League season.

Ready joined the Marlins organization after spending 2015 coaching the Dallas Tigers Select 16 U team which was the Perfect Game World Series champion. In 2013, Ready was the manager of Triple-A Gwinnett in the Braves organization. Prior to that, he was Minor League hitting coordinator for the Texas Rangers in 2012 and was the Major League hitting coach for the San Diego Padres for three seasons (2009-11). He began his coaching career with Detroit as manager of Short-A affiliate Oneonta from 2002-03. He also served as manager in the Padres organization with Triple-A Portland (2008-09), Double-A San Antonio (2007), and Single-A Fort Wayne (2004-06). He reached the postseason in each of his first six years overall as manager, including a Texas League championship in 2007.

A sixth-round draft pick in 1980 by the Milwaukee Brewers, Ready appeared in 777 big league games over parts of 13 Major League seasons with Milwaukee (1983-86), San Diego (1986-89), Philadelphia (1989-91, 1994-95), Oakland (1992) and Montreal (1993) while batting .259 with 40 home runs and 239 RBI.

MANAGERIAL RECORD

YEAR	TEAM	LEAGUE	W-L	PCT	STANDING
2002	Oneonta	New York-Penn	47-42	.635	1st
2003	Oneonta	New York-Penn	45-30	.600	1st
2004	Fort Wayne	Midwest	72-68	.514	3rd
2005	Fort Wayne	Midwest	65-75	.464	3rd
2006	Fort Wayne	Midwest	71-66	.518	3rd
2007	San Antonio	Texas	73-66	.525	2nd, won TL Title
2008	Portland	Pacific Coast	70-74	.486	4th
2009	Portland	Pacific Coast	60-84	.417	4th
2013	Gwinnett	International	60-84	.417	4th
2016	Jupiter	Florida State	68-69	.496	4th
MINOR LEAGUE TOTALS			**631-658**	**.489**	

Jesus Merchan
Hitting Coach

Hometown: ..... Maracay, Venezuela
Born: ..... March 26, 1981
Years at Jacksonville: ..... First

Jesus Merchan is in his first season as a professional coach.

He spent 13 years playing in the minors, spending time with Minnesota (2000-05), Philadelphia (2005-07), Seattle (2007), Arizona (2008), Cleveland (2009), Toronto (2010), Florida (2011), Colorado (2011), and San Diego (2013).

While playing in the Mariners system in 2007, he appeared in 24 games in the Southern League playing for the West Tenn Diamond Jaxx (now Jackson Generals).

Merchan also played for Team Spain in the 2013 World Baseball Classic.

Storm Davis
Pitching Coach

Resides: ..... Jacksonville, Fla.
Born: ..... December 26, 1961
Years at Jacksonville: ..... First

Jacksonville native Storm Davis is in his second season in the Miami Marlins organization after serving as the Triple-A New Orleans pitching coach last year. Davis is a graduate of University Christian High School and a Jacksonville resident in the offseason.

He spent 2014 and 2015 in the Southern League as the pitching coach for the Tennessee Smokies, and was the High-A Daytona Cubs pitching coach in 2013. Davis was also the pitching coach for the Single-A Hickory Crawdads from 2011-12. Davis has also coached in Jacksonville before, serving two stints as the head baseball coach at The Bolles School from 1997-2001 and 2008-09.

Davis pitched in the Major Leagues for 13 seasons from 1982-94, and was a member of three World Series clubs, winning it all with the Baltimore Orioles (1983) and Oakland Athletics (1989). In total he posted a 113-96 record and 4.02 ERA over 442 games (239 starts) in the Major Leagues.

Jose Ceballos
Coach

Hometown: ..... Caracas, Venezuela
Born: ..... December 27, 1988
Years at Jacksonville: ..... First

Jose Ceballos joins Double-A Jacksonville as coach after spending the last two seasons as a coach with the Greensboro Grasshoppers in the South Atlantic League.

Ceballos had a seven-year playing career in the Marlins organization, reaching as high as Double-A with the Jacksonville Suns in 2012.

Cesar Roman
Athletic Trainer

2017 will mark Roman's fourth year as Jacksonville's, and his 11th consecutive year in the Marlins organization. In 2007 he started his time in the Marlins organization with the Jamestown Jammers, 2008 with the GCL Marlins, and with the Jupiter Hammerheads from 2009-10. Before joining Jacksonville he was back with the GCL Marlins from 2011-2013. Prior to time in the Marlins organization, he spent four years (2003-06) working in the Rangers' organization with the Arizona Rangers (2003), Spokane Indians (2004), Bakersfield Blaze (2005), and Dominican Rangers (DSL). He has also been the athletic trainer for Team Puerto Rico in the World Baseball Classic in 2013 and 2009, as well as the athletic trainer for Team Panama in the 2006 World Baseball Classic. He has also previously been the athletic trainer for the Glendale Desert Dogs in the Arziona Fall League. Roman returns to the Suns after serving as the trainer for the Aguilas Cibaenas in the Dominican Winter League.

Robert Reichert
Strength and Conditioning Coach

Robert Reichert is in his second season as the Jacksonville's strength and conditioning coach.

Reichert joined Jacksonville after spending the three seasons as the strength and conditioning coach for the High-A Jupiter Hammerheads in the Marlins organization. Reichert has been in the Marlins organization since 2012, and has also assisted players with Triple-A New Orleans and the rookie level Gulf Coast League Marlins. Reichert graduated from the University of Louisiana at Lafayette

Keanan Lamb
Video Assistant

Keanan Lamb is in his second season as Jacksonville's video assistant, assisting players and staff with detailed video study of the game.

Lamb is also in his second season in the Marlins organization. He spent the 2015 season as a minor league video assistant in the Toronto Blue Jays organization. Lamb is a 2014 graduate of the University of Oregon, and resides in Jacksonville in the offseason.

Hunter Adkins — Pitcher

Bats: Right **Throws:** Right **Height:** 6-4 **Weight:** 190
Born: 9/20/90 in Signal Mountain, Tenn. **School:** Middle Tennessee
Acquired: Signed as a minor league free agent on Sept. 4, 2015.
Notes: Originally drafted by the Brewers in the 18th round of 2012 draft out of Middle Tennessee but never appeared for MIL. Signed with A's, pitched professionally in their organization in 2013 and 2014. In 2015 split time between York Revolution in independent Atlantic League, 0-1, 19.29 ERA in 3G, then Lake Erie Crushers in ind. Frontier League, 3-5, 2.70 ERA in 15 starts, then signed by Marlins and finished year in Jupiter. 2-5 as Suns starter in 11 GS.

YR	TEAM	W-L	ERA	G	GS	CG	SHO	SV	IP	H	R	ER	HR	HB	BB	IBB	SO	AVG
2013	Vermont-R	0-3	2.81	5	4	0	0	0	25.2	23	10	8	3	2	6	0	16	.230
	AZL A's-R	0-1	3.94	8	3	0	0	0	16.0	14	10	7	0	1	6	0	17	.230
2014	Stockton-A+	2-3	5.74	12	11	0	0	0	58.0	63	39	37	10	3	27	0	37	.283
	Beloit-A	1-6	5.02	13	9	1	0	0	57.1	59	44	32	7	4	20	1	37	.259
2015	Jupiter-A+	0-0	0.00	1	0	0	0	0	2.0	1	0	0	0	0	0	0	3	.143
2016	New Orleans-AAA	2-1	6.75	5	1	0	0	0	14.2	13	11	11	2	1	15	0	10	.260
	Jacksonville-AA	**2-5**	**5.04**	**22**	**11**	**0**	**0**	**1**	**69.2**	**70**	**42**	**39**	**12**	**2**	**22**	**0**	**60**	**.262**
	Jupiter-A+	0-0	3.12	5	2	0	0	0	17.1	15	6	6	0	1	4	0	16	.242
Minors Career		**7-19**	**4.83**	**71**	**41**	**1**	**0**	**1**	**260.2**	**258**	**162**	**140**	**34**	**14**	**100**	**1**	**196**	**.259**

Brian Anderson — Infielder

Bats: Right **Throws:** Right **Height:** 6-3 **Weight:** 185
Born: 5/19/93 in Edmond, Okla. **School**: Arkansas
Acquired: Selected by the Marlins in the third round of the 2014 draft from Arkansas.
Notes: Enters 2017 as the No. 4 Marlins prospect according to Baseball America and the No. 3 prospect according to MLB.com. BA also lists Anderson as "Best Hitter for Average," "Best Strike-Zone Discipline," "Best Defensive Infielder," and "Best Defensive Infielder" in Marlins org. 2016 Marlins Minor League Player of the Year. Hit .273 with 5 HR and 12 RBI in 22 G w/ Mesa in 2016 Arizona Fall League, named to AFL All-Prospect Team and Rising Star. 2x FSL Midseason All-Star with Jupiter in 2015 and 2016. SL Player of Week 8/21/16: .423/3/8 in 6 G.

YR	TEAM	G	AB	R	H	TB	2B	3B	HR	RBI	BB	IBB	SO	SB	CS	AVG
2014	Greensboro-A	39	153	27	48	79	7	0	8	37	13	0	28	0	0	.314
	Batavia-R	20	77	11	21	35	3	1	3	12	6	1	11	1	1	.273
2015	Jupiter-A+	32	477	50	112	162	22	2	8	62	40	0	109	2	2	.235
2016	**Jacksonville-AA**	**86**	**301**	**38**	**73**	**108**	**9**	**1**	**8**	**40**	**36**	**0**	**59**	**0**	**0**	**.243**
	Jupiter-A+	49	182	27	55	80	12	2	3	25	22	0	38	3	0	.302
Minors Career		**326**	**1190**	**153**	**309**	**464**	**53**	**6**	**30**	**176**	**117**	**1**	**245**	**6**	**3**	**.260**

Taylor Ard — Infielder

Bats: Right **Throws:** Right **Height:** 6-2 **Weight:** 230
Born: 1/31/90 in Vancouver, Wash. **School**: Washington State
Acquired: Signed by the Marlins as a minor league free agent on Oct. 5, 2015.
Notes: Originally selected by the Seattle Mariners in the 7th round of the 2012 draft out of Washington State. Also selected by Marlins in 35th round in 2010 and Red Sox in 25th round of 2011 but did not sign. 2012 was All-PAC 12 for a second straight year, led WSU with 12 HR, 50 RBI. Released by Mariners in spring training 2014, signed by D'Backs in July after 50 games with River City Rascals (O'Fallon, Mo.) in Frontier League and was an All-Star. After released by D'Backs in Oct. 2014, Ard spent all of 2015 with River City, hit .313 with 30 HR and 83 RBI and was the 2015 Frontier League MVP, an All-Star and FL Championship Series appearance. Ard signed by Marlins in Oct. 2015.

YR	TEAM	G	AB	R	H	TB	2B	3B	HR	RBI	BB	IBB	SO	SB	CS	AVG
2012	Everett-R	75	296	44	84	147	21	3	12	58	28	0	54	3	1	.284
2013	Clinton-A	118	420	47	101	150	23	1	8	53	45	0	63	2	1	.240
2014	South Bend-A	2	4	0	0	0	0	0	0	0	1	0	0	1	0	.000
	Hillsboro-R	10	30	7	8	12	1	0	1	3	9	1	5	0	0	.267
	Missoula-R	22	76	8	26	44	7	1	3	14	6	0	16	0	0	.342
2016	Jupiter-A+	130	472	47	111	176	21	1	14	73	41	0	111	0	1	.235
Minors Career		**357**	**1298**	**153**	**330**	**529**	**73**	**6**	**38**	**201**	**130**	**1**	**249**	**6**	**3**	**.254**

Travis Ballew — Pitcher

Bats: Right **Throws:** Right **Height:** 6-0 **Weight:** 160

Born: 5/1/91 in Rockwall, Texas. **School**: Texas State

Acquired: Signed by the Marlins as a minor league free agent on June 11, 2016.

Notes: Originally drafted by Houston in the 23rd round of the 2012 draft out of Texas State. Pitched in Astros system from 2012-15, reaching as high as AAA Fresno in 2015. Released by the Astros at the end of 2016 spring training. Pitched for the Fargo-Moorhead Redhawks in the American Association to begin 2016 where he was 1-0, 1.64 ERA in 10 G with 4 saves, then signed by Marlins on June 11. Joined Suns on July 30 and finished the season in JAX.

YR	TEAM	W-L	ERA	G	GS	CG	SHO	SV	IP	H	R	ER	HR	HB	BB	IBB	SO	AVG
2012	Tri-City-R	5-1	1.62	23	0	0	0	3	39.0	23	9	7	2	3	17	2	44	.174
2013	Lancaster-A+	4-5	4.42	50	0	0	0	21	53.0	52	33	26	6	5	22	0	78	.248
2014	Corpus Christi-AA	6-3	6.14	37	0	0	0	4	51.1	60	37	35	5	3	33	1	41	.299
	GCL Astros-R	0-0	0.84	7	0	0	0	1	10.2	11	4	1	0	0	3	0	13	.250
2015	Fresno-AAA	1-0	3.60	3	0	0	0	0	5.0	5	2	2	0	0	1	0	4	.294
	Corpus Christi-AA	4-5	4.04	47	0	0	0	3	62.1	69	30	28	2	4	23	0	53	.280
2016	**Jacksonville-AA**	**1-1**	**5.28**	**11**	**0**	**0**	**0**	**0**	**15.1**	**10**	**10**	**9**	**1**	**3**	**9**	**0**	**8**	**.192**
	Jupiter-A+	0-3	7.88	13	0	0	0	2	16.0	22	16	14	1	1	2	1	18	.297
Minors Career		**21-18**	**4.35**	**191**	**0**	**0**	**0**	**34**	**252.2**	**252**	**141**	**122**	**17**	**19**	**110**	**4**	**259**	**.258**

Omar Bencomo — Pitcher

Bats: Right **Throws:** Right **Height:** 6-1 **Weight:** 170

Born: 2/10/89 in Valencia, Venezuela.

Acquired: Signed by the Marlins as a minor league free agent on Feb. 10, 2017.

Notes: Pitched for Venezuela in the 2017 World Baseball Classic. Pitched twice against Jacksonville last season with Chattanooga, earned a save on June 7 then earned the win on August 8 in a start where he worked seven scoreless innings allowing two hits, walking one, and striking out five batters in a 4-0 Lookouts win. In between time with Rays system (2007-2011), pitched independently with Wichita and Laredo in the American Association in 2015, didn't pitch in the states from 2012-14.

YR	TEAM	W-L	ERA	G	GS	CG	SHO	SV	IP	H	R	ER	HR	HB	BB	IBB	SO	AVG
2007	VSL TB/CIN	2-3	2.89	12	8	0	0	0	46.2	53	24	15	2	6	6	0	31	.288
2008	VSL TB	1-6	4.45	15	8	0	0	0	60.2	68	36	30	4	7	3	0	55	.274
2009	Princeton-R	2-1	3.47	9	9	0	0	0	36.1	37	20	14	5	1	5	0	29	.253
2010	Hudson Valley-R	1-3	4.60	15	3	0	0	0	47.0	42	29	24	4	3	7	0	41	.228
2011	Bowling Green-A	4-5	3.97	38	0	0	0	0	79.1	87	38	35	11	4	13	0	52	.281
2015	Fort Myers-A+	1-1	1.50	3	3	0	0	0	18.0	11	6	3	0	1	5	0	5	.180
2016	Rochester-AAA	3-1	3.49	5	4	0	0	0	28.1	31	12	11	2	0	5	0	23	.277
	Chattanooga-AA	4-6	3.86	19	7	0	0	3	56.0	60	32	24	5	3	18	0	41	.279
Minors Career		**18-26**	**3.77**	**116**	**42**	**0**	**0**	**3**	**372.1**	**389**	**197**	**156**	**33**	**25**	**62**	**0**	**277**	**.266**

Justin Bohn — Utility

Bats: Right **Throws:** Right **Height:** 6-0 **Weight:** 180

Born: 11/2/92 in Medford, Oregon. **School**: Feather River College

Acquired: Selected by the Marlins in the 7th round of the 2013 draft.

Notes: Standout at Feather River College where ranked first in North California Conference in batting average (.413) in 40 G. 2014 Miami Organizational All-Star according to MLB.com after splitting year between Greensboro and Jupiter. Debuted in 2015 with Suns after receiving a non-roster invitation to Marlins spring training, was transferred to High-A Jupiter after hitting .161 in 28 games, finished 2015 with the Hammerheads and spent all of 2016 in Jupiter.

YR	TEAM	G	AB	R	H	TB	2B	3B	HR	RBI	BB	IBB	SO	SB	CS	AVG
2013	Greensboro-A	12	48	5	12	13	1	0	0	2	4	0	12	4	0	.250
	Batavia-R	40	141	12	25	29	4	0	0	8	15	0	32	4	2	.177
2014	Jupiter-A+	48	199	29	59	74	9	3	0	12	16	0	45	7	3	.296
	Greensboro-A	63	239	39	70	108	16	2	6	47	39	3	49	4	2	.293
2015	**Jacksonville-AA**	**28**	**87**	**5**	**14**	**19**	**0**	**1**	**1**	**6**	**6**	**0**	**30**	**0**	**0**	**.161**
	Jupiter-A+	90	340	40	89	115	12	1	4	34	25	0	62	10	1	.262
2016	Jupiter-A+	98	331	42	75	102	8	5	3	25	26	0	85	5	3	.227
Minors Career		**379**	**1385**	**172**	**344**	**460**	**50**	**12**	**14**	**134**	**131**	**3**	**315**	**34**	**11**	**.248**

Meet the Shrimp

Tyler Bremer — Pitcher

Bats: Right **Throws:** Right **Height:** 6-2 **Weight:** 210

Born: 12/7/89 in Berkeley, Calif. **School:** Baylor University

Acquired: From Chicago-NL with RHP Jose Arias in exchange for RHP Jacob Turner 8/8/14.

Notes: Originally selected by the Cubs in the 27th round of the 2012 draft from Baylor Univ. Also attended UC Davis as a freshman, Yavapai JC as sophomore, before last two years at Baylor. 2013 Northwest League Midseason All-Star with Boise Hawks 0-3, 2.15 ERA 23 g. In 2015 Bremer was a Florida State League Midseason All-Star with the Jupiter Hammerheads, ended time in Jupiter going 0-3 with 1.84 ERA. Bremer in 2016 was a Southern League Midseason All-Star, going 5-4, 3.08 ERA with 3 saves.

YR	TEAM	W-L	ERA	G	GS	CG	SHO	SV	IP	H	R	ER	HR	HB	BB	IBB	SO	AVG
2012	Boise-R	0-1	4.80	8	0	0	0	1	15.0	17	8	8	3	2	5	0	12	.288
	AZL Cubs	0-1	11.57	2	0	0	0	0	2.1	4	3	3	0	0	0	0	0	.400
2013	Boise-R	0-3	2.15	23	0	0	0	7	29.1	19	9	7	1	1	11	2	48	.184
2014	Daytona-A+	0-1	4.70	8	0	0	0	0	15.1	14	8	8	2	1	7	0	12	.241
	Kane County-A	5-1	2.43	28	0	0	0	12	37.0	28	11	10	2	1	15	0	51	.201
	Greensboro	1-0	1.13	7	0	0	0	2	8.0	5	1	1	0	0	2	0	12	.179
2015	New Orleans-AAA	0-0	5.00	5	0	0	0	0	9.0	8	5	5	5	0	5	0	8	.242
	Jacksonville-AA	**1-0**	**0.00**	**4**	**0**	**0**	**0**	**0**	**11.1**	**7**	**0**	**0**	**0**	**0**	**3**	**0**	**9**	**.175**
	Jupiter-A+	0-3	1.84	32	0	0	0	4	49.0	40	14	10	1	2	14	2	51	.220
2016	New Orleans-AAA	0-0	5.25	5	0	0	0	0	12.0	16	7	7	1	2	7	0	10	.333
	Jacksonvillle-AA	**5-4**	**3.08**	**36**	**0**	**0**	**0**	**3**	**61.1**	**48**	**25**	**21**	**5**	**4**	**24**	**1**	**49**	**.217**
Minors Career		**12-14**	**2.88**	**158**	**0**	**0**	**0**	**29**	**249.2**	**206**	**91**	**80**	**20**	**13**	**93**	**5**	**262**	**.224**

James Buckelew — Pitcher

Bats: Left **Throws:** Left **Height:** 6-2 **Weight:** 155

Born: 8/4/91 in Suwanee, Ga. **School:** Belmont Univ

Acquired: Signed by the Marlins as an undrafted free agent on June 16, 2014.

Notes: Originally selected by the Twins in the 45th round of the 2010 draft but did not sign. At Belmont he ranked among Bruin leaders in career starts, innings pitched, and strikeouts. In 2014 was 5-5, 3.21 ERA, third best ERA in Ohio Valley Conference. His lone appearance with the Suns was on May 7, 2016 where he worked a scoreless inning of relief in game two of a doubleheader at Jackson, day after 18-inn. game.

YR	TEAM	W-L	ERA	G	GS	CG	SHO	SV	IP	H	R	ER	HR	HB	BB	IBB	SO	AVG
2014	Jupiter-A+	0-0	15.00	2	0	0	0	0	3.0	5	5	5	1	3	1	0	2	.357
	Batavia-R	0-3	4.43	11	0	0	0	0	20.1	26	11	10	0	0	6	0	21	.325
	GCL Marlins	1-0	1.13	4	0	0	0	0	8.0	6	3	1	0	0	3	0	8	.214
2015	Greensboro-A	6-4	3.72	43	2	0	0	1	77.1	71	36	32	1	5	31	0	70	.237
2016	**Jacksonville-AA**	**0-0**	**0.00**	**1**	**0**	**0**	**0**	**0**	**1.0**	**2**	**0**	**0**	**0**	**0**	**1**	**0**	**0**	**.500**
	Jupiter-A+	5-2	2.74	31	9	0	0	0	95.1	87	43	29	0	2	30	0	69	.244
Minors Career		**12-9**	**3.38**	**92**	**11**	**0**	**0**	**1**	**205.0**	**197**	**98**	**77**	**2**	**10**	**72**	**0**	**170**	**.252**

Esmerling De La Rosa — Pitcher

Bats: Right **Throws:** Right **Height:** 6-2 **Weight:** 199

Born: 5/15/91 in Santo Domingo, Dominican Republic

Acquired: Signed by the Marlins as a free agent on June 18, 2009.

Notes: First reached the Double-A level in 2015, finishing the season in Jacksonville with three relief appearances. Was the Marlins #16 prospect according to BaseballHotCorner.com prior to the 2015 season. In 2016 his lone appearance with Jacksonville came on the final day of the season, where he worked a scoreless seventh inning in what turned out to be the last game that the club was known as the Jacksonville "Suns."

YR	TEAM	W-L	ERA	G	GS	CG	SHO	SV	IP	H	R	ER	HR	HB	BB	IBB	SO	AVG
2010	DSL Marlins	0-1	2.92	8	0	0	0	0	12.1	8	4	4	0	2	10	0	11	.200
2011	DSL Marlins	2-5	3.92	12	6	0	0	1	43.2	48	30	19	1	6	13	0	41	.277
2012	GCL Marlins	2-3	2.76	13	0	0	0	0	16.1	13	8	5	0	2	13	0	18	.213
2013	GCL Marlins	0-1	3.63	14	0	0	0	0	17.1	18	11	7	0	0	9	0	21	.281
2014	Greensboro-A	5-2	2.28	32	0	0	0	3	51.1	49	14	13	6	3	18	1	55	.266
2015	**Jacksonville-AA**	**1-0**	**7.11**	**3**	**0**	**0**	**0**	**0**	**6.1**	**8**	**5**	**5**	**0**	**2**	**4**	**1**	**4**	**.333**
	Jupiter-A+	6-4	2.89	33	0	0	0	2	65.1	51	26	21	1	7	16	1	55	.215
2016	**Jacksonville-AA**	**0-0**	**0.00**	**1**	**0**	**0**	**0**	**0**	**1.0**	**0**	**0**	**0**	**0**	**0**	**0**	**0**	**1**	**.000**
	Jupiter-A+	3-4	3.59	40	0	0	0	13	57.2	57	25	23	2	4	23	3	55	.259
Minors Career		**19-20**	**3.22**	**156**	**6**	**0**	**0**	**19**	**271.1**	**252**	**123**	**97**	**10**	**26**	**106**	**6**	**261**	**.250**

Meet the Shrimp

Austin Dean — Outfielder

Bats: Right **Throws:** Right **Height:** 6-1 **Weight:** 190
Born: 10/14/93 in Spring, Texas **School:** Klein Collins HS (Spring, Texas)
Acquired: Selected by the Marlins in the 4th round of the 2012 draft out of Klein Collins HS.
Notes: Rated by Baseball America as the No. 8 Marlins prospect entering 2017. 2016 Southern League Midseason All-Star for Suns and an MLB.com organizational All-Star for Marlins. Played in Arizona Fall League for Mesa Solar Sox in 2015 hitting .323 with 7 RBI and an inside-the-park home run. Named an AFL Rising Star. In 2015 was a midseason All-Star with High-A Jupiter. In 2014 was a midseason South Atlantic League All-Star with Greensboro. Originally an infielder in HS, Marlins converted him to outfield in 2012. Was committed to play baseball at the University of Texas before the Marlins drafted him.

YR	TEAM	G	AB	R	H	TB	2B	3B	HR	RBI	BB	IBB	SO	SB	CS	AVG
2012	GCL Marlins	47	148	15	33	50	11	0	2	15	24	0	35	2	2	.223
2013	Greensboro-A	7	20	4	4	8	1	0	1	3	4	0	5	0	0	.200
	Batvia-R	56	213	28	57	89	12	7	2	19	17	0	47	0	2	.268
2014	Greensboro-A	99	403	67	124	179	20	4	9	58	38	1	72	4	4	.308
2015	Jupiter-A+	136	519	67	139	190	32	2	5	52	39	3	76	18	10	.268
2016	**Jacksonville-AA**	**130**	**480**	**60**	**114**	**180**	**23**	**5**	**11**	**67**	**48**	**1**	**110**	**1**	**2**	**.238**
Minors Career		**475**	**1783**	**241**	**471**	**696**	**99**	**18**	**30**	**214**	**170**	**5**	**345**	**25**	**20**	**.264**

Jarlin Garcia — Pitcher

Bats: Left **Throws:** Left **Height:** 6-2 **Weight:** 170
Born: 1/18/93 in Santo Domingo, Dominican Republic
Acquired: Signed by the Marlins as a free agent on August 13, 2010.
Notes: Enters 2016 as the Marlins No. 6 prospect according to Baseball America and the No. 3. prospect by MLB.com. Briefly called up to MLB in May 2016 for emergency relief work but did not appear. Returned to Suns then had left triceps strain that forced him to miss two months, finished year in Jupiter. Represented the Marlins at the 2015 MLB Sirius XM All-Star Futures Game in Cincinnati for the World Team. Was a 2015 Florida State League All-Star. Played mostly soccer growing up in D.R., until a baseball coach his family knew invited him to try out for the sport. Started pitching and struck out first six batters he ever faced.

YR	TEAM	W-L	ERA	G	GS	CG	SHO	SV	IP	H	R	ER	HR	HB	BB	IBB	SO	AVG
2011	DSL Marlins	5-5	3.29	14	8	0	0	1	52.0	47	22	19	3	3	12	0	46	.241
2012	GCL Marlins	1-3	3.60	12	4	0	0	0	40.0	38	32	16	2	6	14	0	32	.242
2013	Batavia-R	2-3	3.10	15	15	0	0	0	69.2	58	31	24	7	2	18	0	74	.221
2014	Greensboro-A	10-5	4.38	25	25	0	0	0	133.2	152	78	65	13	5	21	1	111	.286
2015	**Jacksonville-AA**	**1-3**	**4.91**	**7**	**7**	**0**	**0**	**0**	**36.2**	**38**	**24**	**20**	**4**	**0**	**17**	**0**	**35**	**.273**
	Jupiter-A+	3-5	3.06	18	18	1	1	0	97.0	96	40	33	4	2	23	0	69	.257
2016	**Jacksonville-AA**	**1-3**	**4.54**	**9**	**9**	**0**	**0**	**0**	**39.2**	**38**	**22**	**20**	**4**	**2**	**11**	**0**	**27**	**.253**
	Jupiter-A+	0-0	1.29	5	0	0	0	0	7.0	4	1	1	1	0	1	0	5	.154
	GCL Marlins	0-0	0.00	3	3	0	0	0	4.0	1	0	0	0	0	0	0	6	.077
Minors Career		**23-27**	**3.72**	**108**	**89**	**1**	**1**	**1**	**479.2**	**472**	**250**	**198**	**38**	**20**	**117**	**1**	**405**	**.256**

Alex Glenn — Outfielder

Bats: Left **Throws:** Left **Height:** 5-11 **Weight:** 180
Born: 6/11/91 in McDonough, Ga. **School:** Arizona Christian
Acquired: Signed by the Marlins as a minor league free agent on June 25, 2016.
Notes: Originally selected by the Diamondbacks in the 12th round of the 2012 draft out of Arizona Christian. Saw first Southern League action in 2015 with Mobile and played against Suns. In 2015 was selected by the A's in the Triple-A phase of the Rule 5 draft. Played only three games in A's organization before released, then signed by Marlins at start of second half and assigned to Jacksonville. Had hot stretch against Tennessee from July 1 to 3 where he hit two homers and drove in 10 runs during last three games of the series.

YR	TEAM	G	AB	R	H	TB	2B	3B	HR	RBI	BB	IBB	SO	SB	CS	AVG
2012	AZL D'Backs	36	127	24	31	55	4	4	4	23	18	0	41	8	3	.244
	Missoula-R	17	60	12	18	43	1	3	6	17	8	0	18	1	0	.300
2013	South Bend-A	106	358	66	92	155	18	6	11	48	48	3	85	14	2	.257
2014	Visalia-A+	124	488	85	139	257	30	8	24	89	44	1	116	22	3	.285
2015	Mobile-AA	58	172	22	41	72	12	5	3	18	13	1	35	4	4	.238
	Visalia-A+	58	231	35	59	103	10	5	8	39	16	0	53	2	0	.255
2016	**Jacksonville-AA**	**62**	**214**	**28**	**59**	**95**	**10**	**1**	**8**	**37**	**16**	**1**	**47**	**0**	**1**	**.276**
	Stockton-A+	3	12	3	4	8	2	1	0	1	1	0	2	0	0	.333
Minors Career		**464**	**1662**	**275**	**443**	**788**	**87**	**33**	**64**	**272**	**164**	**6**	**397**	**51**	**13**	**.267**

Meet the Shrimp

Tayron Guerrero — Pitcher

Bats: Right **Throws:** Right **Height:** 6-8 **Weight:** 210

Born: 1/9/91 in Bocachica, Colombia.

Acquired: Acquired by the Marlins from the Padres along with RHP Andrew Cashner and RHP Colin Rea in exhange for INF Josh Naylor, RHP Carter Capps, RHP Jarred Cosart, and RHP Luis Castillo on 7/29/16.

Notes: Enters 2017 as the No. 16 prospect in the Marlins system according to Baseball America. Earned first big league callup to Padres and made major league debut on May 17, 2016 vs. Giants. Worked two innings and retired first batter faced-Buster Posey. 2015 Texas League Midseason All-Star with San Antonio, 2014 Midwest League All-Star with Fort Wayne. Was only 170 pounds when signed out of Colombia, added 35 pounds to frame. Pitched for Colombia in the 2017 World Baseball Classic. Can routinely hit 100 mph.

YR	TEAM	W-L	ERA	G	GS	CG	SHO	SV	IP	H	R	ER	HR	HB	BB	IBB	SO	AVG
2010	DSL Padres	3-2	3.42	16	5	0	0	1	47.1	38	21	18	0	4	32	0	50	.229
2011	AZL Padres	0-4	9.62	16	4	0	0	0	33.2	45	42	36	0	6	41	0	24	.331
2012	Eugene-R	0-1	3.38	4	4	0	0	0	13.1	10	6	5	0	1	12	0	11	.227
	AZL Padres	1-0	1.50	5	3	0	0	0	12.0	7	2	2	0	0	2	0	6	.175
2013	Fort Wayne-A	0-1	7.36	4	0	0	0	0	3.2	8	8	3	0	1	8	0	4	.471
	Eugene-R	1-4	4.50	15	3	0	0	0	32.0	24	21	16	1	4	25	0	35	.209
	AZL Padres	1-0	5.79	3	1	0	0	0	4.2	5	4	3	0	1	0	0	5	.263
2014	Lake Elsinore-A+	0-0	2.63	14	0	0	0	3	13.2	10	4	4	1	1	8	0	14	.200
2014	Fort Wayne-A	6-1	1.00	25	0	0	0	1	36.0	22	7	4	2	0	12	0	42	.169
2015	El Paso-AAA	0-0	3.95	11	0	0	0	1	13.2	8	6	6	0	1	11	0	15	.178
	San Antonio-AA	1-5	2.76	37	0	0	0	13	42.1	33	22	13	3	1	20	0	46	.205
2016	El Paso-AAA	0-0	6.00	13	0	0	0	0	12.0	12	9	8	2	0	9	0	11	.250
2016	San Antonio-AA	0-3	4.94	19	0	0	0	0	23.2	20	14	13	2	0	10	0	25	.235
	Jacksonville-AA	**1-1**	**1.93**	**12**	**0**	**0**	**0**	**4**	**14.0**	**11**	**3**	**3**	**0**	**2**	**3**	**0**	**15**	**.212**
2016	San Diego-NL	0-0	4.50	1	0	0	0	0	2.0	3	1	1	0	0	1	0	0	.375
Minors Career		**14-22**	**3.99**	**194**	**20**	**0**	**0**	**23**	**302.0**	**253**	**169**	**134**	**11**	**22**	**193**	**0**	**303**	**.228**
MLB Career		**-0-0**	**4.50**	**1**	**0**	**0**	**0**	**0**	**2.0**	**3**	**1**	**1**	**0**	**0**	**1**	**0**	**0**	**.375**

Tyler Higgins — Pitcher



Bats: Right **Throws:** Right **Height:** 6-3 **Weight:** 230

Born: 4/22/91 in Shepherd, Mich. **School:** Lansing Comm. College

Acquired: Selected by the Marlins in the 23rd round of the 2011 Draft.

Notes: 2014 season cut short due to Tommy John surgery. Made return in 2015 with High-A Jupiter where he went 0-0, 3.00 ERA in 16 games. Joined Suns on July 15 and remained with Jacksonville for duration of season. Member of the 2014 Southern League Champion Suns, went 2-0 with a 4.97 ERA before season ended with injury. Was originally drafted by the Texas Rangers in the 47th round of the 2009 draft out of high school but did not sign.

YR	TEAM	W-L	ERA	G	GS	CG	SHO	SV	IP	H	R	ER	HR	HB	BB	IBB	SO	AVG
2011	GCL Marlins	0-0	27.00	2	0	0	0	0	1.1	2	4	4	1	0	3	0	1	.286
2012	Jupiter-A+	1-1	2.36	16	0	0	0	0	26.2	21	10	7	3	1	7	0	19	.210
	GCL Marlins	1-0	3.24	7	0	0	0	2	8.1	4	3	3	0	1	5	0	8	.143
2013	Jupiter-A+	2-7	4.01	45	0	0	0	0	58.1	63	35	26	5	0	26	4	64	.268
2014	**Jacksonville-AA**	**2-0**	**4.97**	**15**	**0**	**0**	**0**	**0**	**29.0**	**40**	**18**	**16**	**4**	**2**	**8**	**0**	**17**	**.336**
2015	**Jacksonville-AA**	**0-2**	**4.18**	**18**	**0**	**0**	**0**	**5**	**23.2**	**22**	**11**	**11**	**2**	**0**	**8**	**0**	**20**	**.250**
	Jupiter-A+	0-0	3.00	16	0	0	0	1	27.0	24	10	9	1	2	2	0	21	.238
2016	**Jacksonville-AA**	**3-5**	**3.45**	**44**	**0**	**0**	**0**	**0**	**73.0**	**65**	**31**	**28**	**6**	**5**	**19**	**2**	**45**	**.243**
Minors Career		**9-15**	**3.78**	**163**	**0**	**0**	**0**	**8**	**247.1**	**241**	**122**	**104**	**22**	**11**	**78**	**6**	**195**	**.255**

Chris Hoo — Catcher

Bats: Right **Throws:** Right **Height:** 5-9 **Weight:** 190

Born: 2/19/92 in Cupertino, Calif. School: Cal Poly San Luis Obispo

Acquired: Selected by the Marlins in the 27th round of the 2014 draft out of Cal Poly San Luis Obispo.

Notes: Was a non-roster invitee to Marlins spring training in 2017. Played collegiately at Cal Poly San Luis Obispo and was an NCAA Division I Gold Glove catcher in his senior year. In 2010, earned first-team All-West Catholic Athletic League honors with St. Francis High School in Mountain View, Calif., where he was a team captain.

YR	TEAM	G	AB	R	H	TB	2B	3B	HR	RBI	BB	IBB	SO	SB	CS	AVG
2014	Greensboro-A	13	34	5	13	15	2	0	0	3	9	0	8	0	0	.382
2014	Batavia-R	10	28	1	9	13	4	0	0	1	1	0	3	0	0	.321
	GCL Marlins	7	16	1	3	3	0	0	0	1	1	0	0	0	0	.188
2015	**Jacksonville-AA**	**6**	**23**	**3**	**4**	**6**	**0**	**1**	**0**	**0**	**1**	**0**	**3**	**0**	**0**	**.174**
	Jupiter-A+	86	274	23	55	69	8	0	2	14	25	0	49	0	1	.201
2016	Jupiter-A+	77	233	19	49	61	6	0	2	14	17	0	48	0	0	.210
Minors Career		**199**	**608**	**52**	**133**	**167**	**20**	**1**	**4**	**33**	**54**	**0**	**111**	**0**	**1**	**.219**

Mike Kickham — Pitcher

Bats: Left **Throws:** Left **Height:** 6-4 **Weight:** 220
Born: 12/12/88 in St. Louis, Mo. **School:** Missouri State
Acquired: Signed by the Marlins as a minor league free agent.
Notes: Spent 2009 at Crowder College before transferring to Mo. St. Originally selected by the Giants in the sixth round of the 2010 draft out of Missouri State. Was a 2012 Eastern League Postseason All-Star with Richmond Flying Squirrels. Made MLB debut in 2013 when he was the No. 5 prospect in Giants system on May 28, 2013 against Oakland. Also made three starts for Giants that year, and was 0-3, 10.16 ERA in 12 G. Was a September call-up in 2014 and made two appearances. Last year after released by Giants, made 14 starts for Kansas City T-Bones in independent American Association, went 3-5 with a 2.83 ERA.

YR	TEAM	W-L	ERA	G	GS	CG	SHO	SV	IP	H	R	ER	HR	HB	BB	IBB	SO	AVG
2010	AZL Giants	0-0	11.57	3	0	0	0	0	2.1	4	3	3	0	0	2	0	3	.400
2011	Augusta-A	5-10	4.11	21	21	0	0	0	111.2	112	58	51	9	3	37	0	103	.261
2012	Richmond-AA	11-10	3.05	28	27	1	1	0	150.2	119	57	51	8	2	75	0	137	.219
2013	Fresno-AAA	7-7	4.31	20	20	0	0	0	110.2	105	60	53	9	0	49	0	90	.250
	San Francisco-NL	0-3	10.16	12	3	0	0	0	28.1	46	34	32	8	0	10	2	29	.351
2014	Fresno-AAA	8-8	4.43	27	27	0	0	0	148.1	171	92	73	8	5	64	0	131	.290
	San Francisco-NL	0-0	22.50	2	0	0	0	0	2.0	8	5	5	1	0	1	0	1	.533
2015	Tacoma-AAA	0-2	7.29	5	5	0	0	0	21.0	18	17	17	3	2	28	0	12	.243
	Round Rock-AAA	1-0	6.00	7	0	0	0	0	6.0	3	4	4	0	2	7	0	4	.150
2016	Richmond-AA	0-1	6.75	6	0	0	0	0	10.2	20	10	8	0	0	4	1	7	.392
Minors Career		**32-38**	**4.17**	**117**	**100**	**1**	**1**	**0**	**561.1**	**552**	**301**	**260**	**37**	**14**	**266**	**1**	**487**	**.258**
MLB Career		**0-3**	**10.98**	**14**	**3**	**0**	**0**	**0**	**30.1**	**54**	**39**	**37**	**9**	**0**	**11**	**2**	**30**	**.370**

Tyler Kinley — Pitcher

Bats: Right **Throws:** Right **Height:** 6-4 **Weight:** 205
Born: 1/31/91 in Plantation, Fla. **School:** Barry Univ. (FL)
Acquired: Selected by the Marlins in the 16th round of the 2013 Draft.
Notes: Is the 13th player drafted from Barry since 2006. Started college career coming out of the bullpen, but moved to the rotation his final year, starting seven games. 4-2 with a save in 46.1 innings ptiched. Went to Nova HS in Davie, Fla., same alma mater as 2015 Suns rehabber Michael Morse. In August 2016 with Suns was 1-1 with 1.42 ERA in seven appearances, 13 K in 12.2 IP.

YR	TEAM	W-L	ERA	G	GS	CG	SHO	SV	IP	H	R	ER	HR	HB	BB	IBB	SO	AVG
2013	Batavia-R	0-0	22.50	1	0	0	0	0	2.0	6	5	5	0	0	1	0	1	.545
	GCL Marlins	0-1	4.50	6	2	0	0	0	12.0	15	8	6	0	0	7	0	5	.306
2014	Greensboro-A	3-1	2.70	28	0	0	0	10	30.0	20	12	9	3	3	10	0	30	.183
2015	Jupiter-A+	1-3	3.25	31	0	0	0	11	44.1	40	17	16	1	2	11	0	38	.247
	GCL Marlins	1-0	0.00	2	1	0	0	0	3.0	2	0	0	0	0	0	0	3	.200
2016	New Orleans-AAA	0-2	7.45	8	0	0	0	1	9.2	13	14	8	1	1	9	1	12	.317
	Jacksonvile-AA	**2-2**	**3.96**	**36**	**0**	**0**	**0**	**5**	**50.0**	**44**	**23**	**22**	**3**	**3**	**20**	**0**	**51**	**.230**
Minors Career		**7-9**	**3.93**	**112**	**3**	**0**	**0**	**27**	**151.0**	**140**	**79**	**66**	**8**	**9**	**58**	**1**	**140**	**.244**

Dexter Kjerstad — Outfielder

Bats: Right **Throws:** Right **Height:** 6-1 **Weight:** 210
Born: 1/19/92 in Amarillo, Texas. **School:** Louisiana-Lafayette
Acquired: Signed by the Marlins as a minor league free agent on Dec. 15, 2015.
Notes: Was selected out of high school by Reds in 50th round in 2010 but did not sign. Played at the University of Texas his freshman year, then transferred to Howard College as sophomore. Signed with Royals as non-drafted free agent after career at Louisiana. There he was first team All-Sun Belt, led the Cajuns with 32 multiple-hit games in lone season with the program. Was recovering with Tommy John surgery when signed by Royals in July 2013. Was signed by the Marlins after playing for Amarillo Thunderheads in independent American Association in 2015 where he hit .300 with 11 homers and 31 RBI in 45 games. Last year was third in the FSL in strikeouts with 132, led Hammerheads with 15 home runs and was 2nd in RBI.

YR	TEAM	G	AB	R	H	TB	2B	3B	HR	RBI	BB	IBB	SO	SB	CS	AVG
2014	Lexington-A	80	276	33	76	118	14	5	6	33	18	0	59	9	6	.275
2015	Wilmington-A+	51	158	12	39	50	3	1	2	15	7	0	47	6	5	.247
2016	Jupiter-A+	124	462	64	105	177	17	5	15	55	29	1	132	9	7	.227
Minors Career		**255**	**896**	**109**	**220**	**345**	**34**	**11**	**23**	**103**	**54**	**1**	**238**	**24**	**18**	**.246**

Meet the Shrimp

Cam Maron — Catcher

Bats: Left **Throws:** Right **Height:** 6-1 **Weight:** 195
Born: 1/20/91 in Huntington, N.Y. **School:** Hicksville (NY) HS
Acquired: Signed by the Marlins as a minor league free agent on January 4, 2016
Notes: Originally selected by the Mets in the 34th round of the 2009 draft out of Hicksville HS. The Reds selected Maron in the Triple-A Phase of the Rule 5 draft before the 2015 season. 2014 Florida State League Midseason and Postseason All-Star, also a 2011 Appalachian League All-Star with the Kingsport Mets. Non-roster invitee to 2017 Marlins spring training. Spent all of 2016 in Jacksonville after beginning season on DL.

YR	TEAM	G	AB	R	H	TB	2B	3B	HR	RBI	BB	IBB	SO	SB	CS	AVG
2009	GCL Mets	12	41	8	12	17	2	0	1	7	7	0	7	1	0	.293
2010	GCL Mets	20	48	8	15	21	1	1	1	7	7	0	8	0	0	.313
2011	Savannah-A	1	4	0	1	1	0	0	0	0	0	0	2	0	0	.250
	Kingsport-R	58	201	38	64	83	8	1	3	24	38	3	34	4	2	.318
2012	Savannah-A	93	343	48	103	140	18	2	5	47	53	0	73	2	1	.300
2013	St. Lucie-A+	84	285	25	67	84	13	2	0	29	38	0	49	1	0	.235
2014	Binghamton-AA	1	2	0	1	1	0	0	0	0	0	0	1	0	0	.500
	St. Lucie-A+	98	348	50	98	126	15	2	3	50	61	0	68	1	1	.282
2015	Pensacola-AA	35	87	13	20	26	3	0	1	8	15	0	16	0	0	.230
	Daytona-A+	10	27	3	9	12	0	0	1	3	4	0	7	1	0	.333
	High Desert-A+	12	43	2	9	11	2	0	0	5	3	0	7	0	0	.209
2016	**Jacksonville-AA**	**61**	**162**	**17**	**49**	**60**	**8**	**0**	**1**	**23**	**24**	**0**	**23**	**1**	**0**	**.302**
Minors Career		**485**	**1591**	**212**	**448**	**582**	**70**	**8**	**16**	**203**	**250**	**3**	**295**	**11**	**4**	**.282**

Chris Mazza — Pitcher

Bats: Right **Throws:** Right **Height:** 6-4 **Weight:** 180
Born: 10/17/89 in Walnut Creek, Calif. **School:** Menlo College.
Acquired: Signed by the Marlins as a minor league free agent on August 4, 2015.
Notes: Originally selected by Twins in the 27th round of the 2011 draft out of Menlo College in Atherton, California. Mazza pitched in Twins system until 2015 when he was released on July 22. The Marlins signed him on August 4, and finished year with High-A Jupiter. Began 2016 with Jupiter before first joining Suns in early May. Made first career start May 15 against Biscuits after Jarlin Garcia called up to Marlins, Mazza earned win with five scoreless innings, two hits allowed. Missed a month from mid-June to mid-July on DL.

YR	TEAM	W-L	ERA	G	GS	CG	SHO	SV	IP	H	R	ER	HR	HB	BB	IBB	SO	AVG
2012	Elizabethton	3-1	3.45	9	0	0	0	0	15.2	15	8	6	1	1	1	1	15	.242
2013	Cedar Rapids-A	0-0	6.23	7	0	0	0	2	8.2	12	6	6	0	0	3	0	10	.333
2014	Cedar Rapids-A	4-4	2.79	25	0	0	0	0	48.1	47	16	15	1	1	11	0	62	.254
2015	Jupiter-A+	0-1	3.60	11	0	0	0	3	15.0	12	8	6	1	0	4	1	11	.226
	Cedar Rapids-A	0-0	9.00	2	0	0	0	0	3.0	5	3	3	0	0	2	0	2	.385
2016	**Jacksonville-AA**	**6-5**	**4.16**	**19**	**14**	**0**	**0**	**0**	**80.0**	**78**	**41**	**37**	**8**	**3**	**28**	**0**	**51**	**.258**
	Jupiter-A+	1-0	1.20	7	0	0	0	0	15.0	12	3	2	1	6	2	0	8	.218
	GCL Marlins	1-1	0.00	4	3	0	0	0	5.0	2	1	0	0	0	0	0	3	.125
Minors Career		**17-13**	**3.32**	**98**	**17**	**0**	**0**	**6**	**211.2**	**200**	**92**	**78**	**12**	**11**	**53**	**2**	**180**	**.250**

Austin Nola — Catcher

Bats: Right **Throws:** Right **Height:** 6-0 **Weight:** 195
Born: 12/28/89 in Baton Rouge, La. **School:** LSU
Acquired: Selected by the Marlins in the fifth round of the 2012 draft out of LSU.
Notes: Has converted to the catching position after being an infielder, primarily shortstop, throughout college and professional career. For years in the offseason has caught his brother Aaron Nola in practice, his brother is now a part of the Phillies MLB rotation. Following last season, played for Mesa Solar Sox in Arizona Fall League, won the AFL Dernell Stenson Sportsmanship Award. Was the everyday shortstop for the 2014 Southern League Champion Suns. At LSU helped Tigers to 2009 National Championship, also was second team All-SEC in 2010 as well as SEC Tourament MVP in 2010, hit .438 in four games in Hoover, AL.

YR	TEAM	G	AB	R	H	TB	2B	3B	HR	RBI	BB	IBB	SO	SB	CS	AVG
2012	Greensboro-A	50	175	20	38	51	10	0	1	16	24	0	26	5	2	.217
	Jamestown-R	15	53	2	10	10	0	0	0	2	7	0	3	0	1	.189
2013	Jupiter-A+	124	413	39	96	127	22	3	1	40	54	0	92	6	3	.232
2014	**Jacksonville-AA**	**134**	**499**	**68**	**129**	**163**	**21**	**5**	**1**	**53**	**77**	**2**	**94**	**8**	**5**	**.259**
2015	New Orleans-AAA	61	207	18	58	71	11	1	0	18	22	2	40	0	1	.280
	Jacksonville-AA	**69**	**256**	**26**	**54**	**72**	**13**	**1**	**1**	**26**	**27**	**0**	**50**	**0**	**0**	**.211**
2016	New Orleans-AAA	113	372	34	97	140	23	1	6	44	24	1	56	4	1	.261
Minors Career		**566**	**1975**	**207**	**482**	**634**	**100**	**11**	**10**	**199**	**235**	**5**	**361**	**23**	**13**	**.244**

Meet the Shrimp

John Norwood — Outfielder

Bats: Right **Throws:** Right **Height:** 6-1 **Weight:** 185
Born: 9/24/92 in Peapack, N.J. **School:** Vanderbilt Univ.
Acquired: Signed by the Marlins as a minor league free agent on August 5, 2014.
Notes: At Vanderbilt was the hero of the 2014 College World Series, hit go-ahead home run in eighth inning of series final off Virginia's Nick Howard to propel Commodores to first CWS title. Hit .400 (10-for-25) in the CWS in his junior season. Went undrafted in 2014 but the Marlins signed him to a $270,000 signing bonus after he played in the Cape Cod League, hitting .324 and 12 RBI in 18 games. Signing bonus was so large to prevent him from going back to Vanderbilt for a final year. In 2016 Norwood was named a Florida State League Midseason All-Star with Jupiter, was second on the team with 14 stolen bases and led with 49 walks. Enters 2017 as the Marlins No. 29 prospect according to Baseball America.

YR	TEAM	G	AB	R	H	TB	2B	3B	HR	RBI	BB	IBB	SO	SB	CS	AVG
2014	Batavia-R	20	78	4	20	23	1	1	0	6	3	0	25	0	0	.256
2015	Greensboro-A	120	446	53	104	175	19	2	16	55	42	0	113	34	14	.233
2016	Jupiter-A+	127	469	68	127	186	24	4	9	50	49	1	116	14	12	.271
Minors Career		**267**	**993**	**125**	**251**	**384**	**44**	**7**	**25**	**111**	**94**	**1**	**254**	**48**	**26**	**.253**

Victor Payano — Pitcher

Bats: Left **Throws:** Left **Height:** 6-5 **Weight:** 185
Born: 10/17/92 in San Juan de la Maguana, Dominican Republic.
Acquired: Signed by the Marlins as a minor league free agent on Nov. 10, 2016.
Notes: In 2016 was a Texas League Midseason All-Star with the Frisco RoughRiders , where he was 5-4 in the first half with a 3.57 ERA in 13 starts. Payano was regarded as MLB.com's No. 28 Rangers prospect in 2016. Elected free agency following the season and was signed by the Marlins four days later on Nov. 11. That was after the Rangers did not add him to the 40-man roster following the season, making him vulnerable to being picked up in the Rule 5 draft. Also was a South Atlantic League All-Star in 2012 for the Hickory Crawdads.

YR	TEAM	W-L	ERA	G	GS	CG	SHO	SV	IP	H	R	ER	HR	HB	BB	IBB	SO	AVG
2010	DSL Rangers	3-1	3.40	17	12	0	0	0	50.1	44	25	19	3	3	24	1	52	.234
2011	Spokane-R	2-5	5.44	15	9	0	0	0	48.0	53	37	29	7	1	27	0	43	.286
2012	Hickory-A	6-8	4.63	25	20	1	1	1	105.0	97	61	54	8	1	62	0	97	.243
2013	Myrtle Beach-A+	5-7	6.29	22	21	0	0	0	87.1	85	64	61	11	0	57	0	96	.256
2014	Myrtle Beach-A+	5-8	4.58	29	25	0	0	0	125.2	123	69	64	11	3	90	0	86	.258
2015	Frisco-AA	4-4	5.05	29	15	0	0	0	92.2	91	62	52	13	3	64	0	78	.255
2016	Round Rock-AAA	2-2	5.53	6	4	0	0	0	27.2	17	17	17	4	1	16	0	20	.181
	Frisco-AA	7-6	4.05	19	19	0	0	0	100.0	106	51	45	12	6	44	1	96	.270
Minors Career		**34-41**	**4.82**	**162**	**125**	**1**	**1**	**1**	**636.2**	**616**	**386**	**341**	**69**	**18**	**384**	**2**	**568**	**.254**

Dillon Peters — Pitcher

Bats: Left **Throws:** Left **Height:** 5-9 **Weight:** 195
Born: 8/31/92 in Indianapolis, Indiana **School:** Univ. of Texas
Acquired: Selected by the Marlins in the 10th round of the 2014 Draft out of the Univ. of Texas.
Notes: Was a non-roster invitee to 2017 Marlins spring training and impressed manager Don Mattingly. Had a start on Thursday March 9 where he worked three no-hit innings against the Washington Nationals regulars, walking the first batter then retiring the next nine in a row. Enters 2017 as the Marlins No. 5 prospect according to Baseball America and the No. 11 prospect according to MLB.com. Baseball America also rates Peters as having the "Best Command" of any Miami farmhand. 2016 Florida State League Midseason All-Star with Jupiter, where he was sixth in ERA (2.46) and tied for second in wins (11). Was signed by the Marlins out of Texas after he already had missed time with an elbow injury and had to undergo Tommy John surgery, missed all of 2014 and worked lightly in 2015 with the GCL Marlins and rookie-level Batavia.

YR	TEAM	W-L	ERA	G	GS	CG	SHO	SV	IP	H	R	ER	HR	HB	BB	IBB	SO	AVG
2015	Batavia-R	0-3	4.83	7	7	0	0	0	31.2	40	25	17	2	0	10	0	27	.299
	GCL Marlins	1-1	0.68	4	4	0	0	0	13.1	10	4	1	0	1	3	0	13	.217
2016	**Jacksonville-AA**	**3-0**	**1.99**	**4**	**4**	**0**	**0**	**0**	**22.2**	**17**	**5**	**5**	**2**	**0**	**4**	**0**	**16**	**.205**
2016	Jupiter-A+	11-6	2.46	20	20	0	0	0	106.0	102	32	29	2	9	16	0	89	.253
Minors Career		**15-10**	**2.69**	**35**	**35**	**0**	**0**	**0**	**173.2**	**169**	**66**	**52**	**6**	**10**	**33**	**0**	**145**	**.254**

Jeremias Pineda — Outfielder

Bats: Switch **Throws:** Right **Height:** 5-11 **Weight:** 190

Born: 11/16/90 in Hormigo, Dominican Republic

Acquired: Signed by the Marlins as a minor league free agent on March 22, 2016.

Notes: Was a GCL Postseason All-Star and the Most Valuable Player after 2012 season with GCL Red Sox and Twins. Was traded from the Red Sox to the Twins for 3B Danny Valencia in August 2012. Started the 2016 season with the Suns in the outfield where he hit .182 with no homers and nine RBI in 61 games. Saw hitting numbers improve at High-A Jupiter, hitting .300 with 15 RBI in 65 games to close out the season.

YR	TEAM	G	AB	R	H	TB	2B	3B	HR	RBI	BB	IBB	SO	SB	CS	AVG
2011	GCL Marlins	16	43	5	6	6	0	0	0	0	5	0	16	2	1	.140
	DSL Red Sox	18	58	5	13	22	2	2	1	10	8	0	25	4	1	.224
2012	GCL Red Sox	36	133	20	56	71	9	3	0	22	5	0	22	14	7	.421
	GCL Twins	16	59	8	14	19	0	1	1	3	6	0	16	9	2	.237
2013	Cedar Rapids-A	68	230	35	55	69	6	1	2	21	20	0	64	16	4	.239
2014	Cedar Rapids-A	15	49	7	8	13	0	1	1	6	6	0	18	4	1	.163
	Elizabethton-R	58	232	39	55	70	6	3	1	15	21	0	64	23	6	.237
2015	Veracruz-MEX	111	425	74	121	144	10	2	3	31	42	3	104	60	17	.285
2016	**Jacksonville-AA**	**61**	**203**	**24**	**37**	**43**	**4**	**1**	**0**	**9**	**22**	**0**	**77**	**17**	**8**	**.182**
	Jupiter-A+	65	253	36	76	86	6	2	0	15	32	0	64	21	4	.300
Minors Career		**464**	**1685**	**253**	**441**	**543**	**43**	**16**	**9**	**132**	**167**	**3**	**470**	**170**	**51**	**.262**

Avery Romero — Infielder

Bats: Right **Throws:** Right **Height:** 5-11 **Weight:** 195

Born: 5/11/93 in St. Augustine, Fla. **School:** Pedro Menendez HS (FL)

Drafted: Selected by Marlins in 3rd round of 2012 draft.

Notes: Was the No. 23 Marlins prospect entering 2016 by Baseball America, No. 10 by MLB.com, dropped out before 2017. Played in 36 games for the Suns in 2016 but hit .190, then hit .253 at High-A Jupiter. Was a 2015 Non-Roster invitee to Marlins Spring Training. With Jupiter in 2015 had only 18 extra-base hits in 123 games, batting .259. 2014 MiLB.com Organizational All-Star. Was a shortstop in high school but shifted to 2B. Pedro Menendez High School is only 48 minutes away from the Baseball Grounds

YR	TEAM	G	AB	R	H	TB	2B	3B	HR	RBI	BB	IBB	SO	SB	CS	AVG
2012	Jamestown-R	7	21	3	8	8	0	0	0	4	3	0	0	1	0	.381
	GCL Marlins	33	121	8	27	42	6	0	3	15	10	0	21	0	1	.223
2013	Greensboro-A	9	34	5	5	9	1	0	1	5	4	0	5	0	0	.147
	Batavia-R	56	209	27	62	86	18	0	2	30	15	1	34	3	4	.297
2014	Jupiter-A+	26	100	12	32	40	8	0	0	10	7	0	13	4	1	.320
	Greensboro-A	92	366	51	117	157	23	1	5	46	25	0	47	6	4	.320
2015	Jupiter-A+	123	455	47	118	143	14	1	3	42	38	0	71	3	4	.259
2016	**Jacksonville-AA**	**36**	**100**	**13**	**19**	**29**	**3**	**2**	**1**	**10**	**15**	**0**	**17**	**2**	**0**	**.190**
	Jupiter-A+	75	269	28	68	90	13	0	3	27	20	0	39	1	0	.253
Minors Career		**457**	**1675**	**194**	**456**	**604**	**86**	**4**	**18**	**189**	**137**	**1**	**247**	**20**	**14**	**.272**

K.C. Serna — Utility

Bats: Right **Throws:** Right **Height:** 6-0 **Weight:** 185

Born: 10/15/89 in Ventura, Calif. **School**: Oregon

Acquired: Signed by the Marlins as a minor league free agent on Dec. 9, 2016.

Notes: Originally selected by the Cleveland Indians in the 42nd round of the 2011 draft out of Oregon. Played in Indians system in 2011 with Mahoning Valley, but was released in April 2012. Played with Amarillo Sox in independent American Association in 2013, hit .304 with one homer and 45 RBI in 100 games. Signed by Phillies after the season, reaching as high as AAA in 2015. Last year was an MiLB.com Organizational All-Star after hitting .295 with Double-A Reading. Was not put on 40-man roster by Phillies so elected free agency last offseason before Marlins signed him.

YR	TEAM	G	AB	R	H	TB	2B	3B	HR	RBI	BB	IBB	SO	SB	CS	AVG
2011	Mahoning Valley-R	42	147	20	39	52	8	1	1	12	12	0	24	12	5	.265
2014	Reading-AA	48	165	20	45	60	7	1	2	14	4	1	24	1	2	.273
	Clearwater-A+	76	298	34	83	116	18	3	3	26	12	0	37	9	5	.279
2015	Lehigh Valley-AAA	16	50	7	10	11	1	0	0	3	2	0	14	1	0	.200
2015	Reading-AA	94	331	42	84	102	11	2	1	31	26	1	37	9	4	.254
2016	Reading-AA	108	336	57	99	129	18	0	4	35	39	1	58	6	6	.295
Minors Career		**384**	**1327**	**180**	**360**	**470**	**63**	**7**	**11**	**121**	**95**	**3**	**194**	**38**	**22**	**.271**

Matt Tomshaw — Pitcher

Bats: Left **Throws:** Left **Height:** 6-2 **Weight:** 200
Born: 12/17/88 in Kingston, N.Y. **School:** Jacksonville Univ. (FL)
Acquired: Selected by the Marlins in the Triple-A Phase of 2014 Rule 5 Draft from Twins.
Notes: Originally selected by the Twins in the 42nd round of the 2011 draft. Member of 2014 Florida State League Champion Fort Myers Miracle, teammated there and at Jacksonville Univ. with slugger Adam Brett Walker II. Lives in Jacksonville during the offseason, works at Black Knight Financial Services downtown. Throws the rare knuckleball, along with split-finger fastball and fastball. Over the 2015 and 2016 seasons in Double-A, Tomshaw is 10-14 with a 4.06 ERA in 44 appearances and 32 starts. In Triple-A over the past two years, Tomshaw has been 0-3 with a 6.66 ERA in 10 appearances with two starts for New Orleans.

YR	TEAM	G	AB	R	H	TB	2B	3B	HR	RBI	BB	IBB	SO	SB	CS	AVG
2011	Fort Meyers-A+	0-0	2.13	7	4	0	0	0	25.1	24	7	6	1	2	4	0
	GCL Twins	3-0	2.16	11	0	0	0	1	16.2	14	7	4	1	0	2	0
2012	Beloit-A	4-6	3.02	20	14	0	0	0	86.1	85	40	29	4	1	17	0
	GCL Twins	0-0	0.00	2	0	0	0	0	3.0	2	0	0	0	0	0	0
2013	FTM	4-4	3.94	17	14	0	0	1	96.0	104	44	42	7	3	21	0
	Cedar Rapids-A	2-0	5.10	9	4	0	0	0	30.0	36	17	17	4	0	8	0
2014	Fort Myers-A+	11-6	3.50	25	21	1	1	2	136.1	152	67	53	10	4	28	0
2015	New Orleans-AAA	0-2	17.18	2	2	0	0	0	7.1	19	15	14	2	2	2	0
	Jacksonville-AA	**6-10**	**4.33**	**29**	**18**	**0**	**0**	**2**	**116.1**	**129**	**58**	**56**	**9**	**1**	**27**	**0**
2016	New Orleans-AAA	0-1	2.12	8	0	0	0	0	17.0	15	5	4	3	1	2	0
	Jacksonville-AA	**4-4**	**3.63**	**15**	**14**	**1**	**0**	**0**	**72.0**	**65**	**34**	**29**	**5**	**1**	**16**	**0**
	Jupiter-A+	1-0	0.00	1	0	0	0	0	3.0	1	0	0	0	0	0	0
Minors Career		**35-33**	**3.75**	**146**	**91**	**2**	**1**	**6**	**8**	**609.1**	**646**	**294**	**254**	**46**	**15**	**127**

YR	TEAM	IBB	HBP	WP	BK	ERA
2011	Fort Meyers-A+	10	2	0	0	2.13
	GCL Twins	17	8	0	0	2.16
2012	Beloit-A	66	4	1	0	3.02
	GCL Twins	1	0	0	0	0.00
2013	FTM	58	4	1	0	3.94
	Cedar Rapids-A	24	2	0	0	5.10
2014	Fort Myers-A+	82	5	1	0	3.50
2015	New Orleans-AAA	9	1	0	0	17.18
	Jacksonville-AA	**85**	**2**	**0**	**0**	**4.33**
2016	New Orleans-AAA	16	1	0	0	2.12
	Jacksonville-AA	**85**	**2**	**0**	**0**	**3.63**
	Jupiter-A+	2	0	0	0	0.00
Minors Career		**455**	**32**	**2**	**0**	**3.75**

David Vidal — Infielder

Bats: Right **Throws:** Right **Height:** 5-11 **Weight:** 185
Born: San Juan, Puerto Rico **School**: Miami Dade College
Acquired: Signed by the Marlins as a minor league free agent on Oct. 27, 2016.
Notes: Spent 2016 with the Somerset Patriots in the independent Atlantic League. Finished second in the league in home runs (26) and hit .320 with 62 RBI despite playing in just 85 games. Named to the Postseason Atlantic League All-Star Team. Also played with Somerset in 2015, hit .259 with 12 homers, team-high 63 RBI. Originally selected by the Reds in the 8th round of the 2010 draft out of Miami Dade College. Was the Caribbean Series MVP for Puerto Rico this winter.

YR	TEAM	G	AB	R	H	TB	2B	3B	HR	RBI	BB	IBB	SO	SB	CS	AVG
2010	Dayton-A	4	13	2	2	3	1	0	0	2	2	0	4	0	0	.154
	Billings-R	8	29	2	5	5	0	0	0	0	2	0	3	0	1	.172
	AZL Reds	36	145	30	43	78	13	2	6	34	14	0	30	0	0	.297
2011	Dayton-A	127	454	85	127	226	37	1	20	85	44	2	111	3	2	.280
2012	Pensacola-AA	97	335	42	77	133	21	1	11	39	28	0	90	0	2	.230
2012	Bakersfield-A+	35	121	20	34	62	7	0	7	21	13	1	26	3	0	.281
2013	Pensacola-AA	46	131	9	27	32	2	0	1	9	15	1	40	0	0	.206
	Bakersfield-A+	60	213	23	48	73	14	1	3	16	18	0	61	0	0	.225
2014	Bakersfield-A+	50	177	25	46	72	14	0	4	34	20	0	41	0	0	.260
Minors Career		**463**	**1618**	**238**	**409**	**684**	**109**	**5**	**52**	**240**	**156**	**4**	**406**	**6**	**5**	**.253**

Alex Yarbrough — Infielder

Bats: Switch **Throws:** Right **Height:** 6-0 **Weight:** 200
Born: 8/3/91 in Allen, Texas **School:** Ole Miss
Acquired: Selected by the Marlins in the third round of the 2016 Rule 5 draft Triple-A Phase from Angels.
Notes: Originally selected by the Los Angeles Angels of Anaheim in the fourth round of the 2012 draft from Ole Miss. Was a 2015 non-roster invitee to Angels spring training. Yarbrough was a Texas League Midseason and Postseason All-Star with Arkansas in 2014, and was a California League Postseason All-Star with Inland Empire in 2013. Wasn't protected on 40-man roster, so the Marlins selected him in Rule 5 draft.

YR	TEAM	G	AB	R	H	TB	2B	3B	HR	RBI	BB	IBB	SO	SB	CS	AVG
2012	Arkansas-AA	5	18	1	2	3	1	0	0	0	0	0	3	0	0	.111
	Cedar Rapids-A+	58	244	35	70	100	12	9	0	27	10	0	20	9	2	.287
2013	Inland Empire-A+	136	582	77	182	267	32	10	11	80	27	0	106	14	4	.313
2014	Arkansas-AA	136	544	66	155	216	38	4	5	77	33	1	124	6	6	.285
2015	Salt Lake City-AAA	128	500	56	118	162	29	3	3	48	26	0	136	1	1	.236
2016	Salt Lake City-AAA	4	14	0	3	6	1	1	0	3	0	0	1	0	0	.214
	Arkansas-AA	131	510	48	136	186	32	3	4	52	32	1	128	11	7	.267
Minors Career		**598**	**2412**	**283**	**666**	**940**	**145**	**30**	**23**	**287**	**128**	**2**	**518**	**41**	**20**	**.276**

League Office

President ..... Lori Webb
Vice President ..... Steve DeSalvo
Vice President Emeritus ..... Peter Bragan, Jr.
Director of Operations ..... John Harris
Address ..... 2551 Roswell Rd.
Suite 330
Marietta, GA 30062
Telephone ..... (770) 321-0400
Fax ..... (770) 321-0037
Email ..... office@southernleague.com

Opponent Directory

Biloxi (pg. 34)
Telephone ..... (228) 233-3465
Fax ..... (228) 233-3465
WWW ..... www.biloxishuckers.com
Email ..... info@biloxishuckers.com

Birmingham (pg. 35)
Telephone ..... (205) 988-3200
Fax ..... (205) 988-9698
WWW ..... www.barons.com
Email ..... barons@barons.com

Chattanooga (pg. 36)
Telephone ..... (423) 267-2208
Fax ..... (423) 267-4258
WWW ..... www.lookouts.com
Email ..... lookouts@lookouts.com

Jackson (pg. 37)
Telephone ..... (731) 988-5299
Fax ..... (731) 988-5246
WWW ..... www.jacksongeneralsbaseball.com
Email ..... fun@jacksongeneralsbaseball.com

Mississippi (pg. 38)
Telephone ..... (601) 932-8788
Fax ..... (601) 936-3567
WWW ..... www.mississippibraves.com
Email ..... mississippi.braves@braves.com

Mobile (pg. 39)
Telephone ..... (251) 479-2327
Fax ..... (251) 476-1147
WWW ..... www.mobilebaybears.com
Email ..... baybears@mobilebaybears.com

Montgomery (pg. 40)
Telephone ..... (334) 323-2255
Fax ..... (334) 323-2225
WWW ..... www.biscuitsbaseball.com
Email ..... info@biscuitsbaseball.com

Pensacola (pg. 41)
Telephone ..... (850) 934-8444
Fax ..... (850) 791-6256
WWW ..... www.bluewahoos.com
Email ..... info@bluewahoos.com

Tennessee (pg. 42)
Telephone ..... (865) 286-2300
Fax ..... (865) 523-9913
WWW ..... www.smokiesbaseball.com
Email ..... info@smokiesbaseball.com

2016 Standings

Southern League Standings

FIRST HALF 2016

NORTH DIVISION

	W	L	PCT	GB	Home	Away	Div
Jackson Generals	46	24	.657	-	25-8	21-16	30-15
Chattanooga Lookouts	36	34	.514	10.0	20-15	16-19	22-18
Montgomery Biscuits	34	36	.486	12.0	19-17	15-19	18-22
Birmingham Barons	29	41	.414	17.0	18-17	11-24	18-22
Tennessee Smokies	28	42	.400	18.0	14-21	14-21	12-28

SOUTH DIVISION

	W	L	PCT	GB	Home	Away	Div
Pensacola Blue Wahoos	41	29	.586	-	25-11	16-18	24-16
Biloxi Shuckers	39	30	.565	1.5	23-11	16-19	21-18
Mississippi Braves	34	35	.493	6.5	16-19	18-16	18-21
Mobile BayBears	32	38	.457	9.0	16-19	16-19	20-20
Jacksonville Suns	**30**	**40**	**.429**	**11.0**	**19-16**	**11-24**	**16-24**

SECOND HALF 2016

NORTH DIVISION

	W	L	PCT	GB	Home	Away	Div
Montgomery Biscuits	42	28	.600	-	21-14	21-14	24-16
Chattanooga Lookouts	39	31	.557	3.0	19-16	20-15	24-16
Jackson Generals	38	31	.551	3.5	17-18	21-13	26-18
Tennessee Smokies	30	39	.435	11.5	16-20	17-16	19-21
Birmingham Barons	20	50	.286	22.0	7-28	13-22	9-31

SOUTH DIVISION

	W	L	PCT	GB	Home	Away	Div
Pensacola Blue Wahoos	40	30	.571	-	21-14	19-16	22-13
Mississippi Braves	39	30	.565	0.5	24-11	22-15	22-13
Mobile BayBears	33	35	.485	6.0	22-13	11-22	19-19
Jacksonville Suns	**33**	**36**	**.478**	**6.5**	**15-19**	**18-17**	**18-21**
Biloxi Shuckers	33	37	.471	7.0	18-17	15-20	22-23

Overall Southern League Standings 2016

Southern League North

	W	L	PCT	GB	Home	Away	Div
*Jackson Generals	84	55	.604	-	42-26	42-29	56-28
#Montgomery Biscuits	76	64	.543	8.5	40-31	36-33	42-38
Chattanooga Lookouts	75	65	.536	9.5	39-31	36-34	46-34
Tennessee Smokies	58	81	.417	26.0	26-43	32-38	33-51
Birmingham Barons	49	91	.350	35.5	25-45	24-46	27-53

Southern League South

	W	L	PCT	GB	Home	Away	Div
*#Pensacola Blue Wahoos	81	59	.579	-	46-25	35-34	49-36
@Mississippi Braves	73	65	.529	7.0	39-30	34-35	37-41
Biloxi Shuckers	72	67	.518	8.5	41-28	31-39	43-41
Mobile BayBears	65	73	.471	15.0	38-32	27-41	39-39
Jacksonville Suns	**63**	**76**	**.453**	**17.5**	**34-35**	**29-41**	**34-45**

KEY: * - first half division champ, # second half division champ @-wild card champ

PLAYOFFS: Jackson def. Montgomery (3-1). Mississippi def. Pensacola (3-1). Jackson def. Mississippi (3-0).

2016 Southern League

BATTING TOP 10 (MINIMUM 2.7 PLATE APPEARANCES/LEAGUE GAMES)

BATTER	CLUB	AVG	G	AB	R	H	HR	RBI
@Albies, Ozzie	MIS	.315	82	337	56	106	4	33
Young, Chesny	TNS	.303	126	491	60	149	4	37
*Elizalde, Sebastian	PNS	.297	111	408	55	121	5	54
*Granite, Zach	CHA	.295	127	526	86	155	4	52
O'Neill, Tyler	JXN	.293	130	492	68	144	24	102
#Caratini, Victor	TNS	.291	115	412	57	120	6	47
Lopes, Tim	JXN	.284	131	510	74	145	1	49
Peterson, Dustin	MIS	.282	132	524	65	148	12	88
Vincej, Zach	PNS	.281	121	399	45	112	3	47
***Riddle, J.T.**	**JAX**	**.278**	**101**	**389**	**49**	**108**	**3**	**51**
*Wong, Kean	MTG	.276	117	446	52	123	5	56

PITCHING TOP 10 (MINIMUM 0.8 INNINGS PITCHED/LEAGUE GAMES)

PITCHER	CLUB	W-L	ERA	IP	H	BB	SO
Hu, Chih-Wei	MTG	7-8	2.59	142.2	128	36	107
*Yarbrough, Ryan	JXN	12-4	2.95	128.1	112	31	99
Woodruff, Brandon	BLX	10-8	3.01	113.2	88	30	124
Markey, Brad	TNS	8-7	3.17	130.2	129	45	65
*Kirsch, Chris	MTG	7-7	3.22	145.1	139	57	114
Blackburn, Paul	JXN	9-5	3.27	143.0	138	35	99
Stephens, Jackson	PNS	8-11	3.33	151.1	148	41	131
Johnson, Patrick	JAX	8-7	3.37	128.1	120	33	113
Slegers, Aaron	CHA	10-7	3.41	145.1	137	46	104
*Hurlbut, David	CHA	7-7	3.51	136.0	161	26	90

HOME RUNS

Cron, Kevin	MOB	26
O'Neill, Tyler	JXN	24
*Palka, Daniel	CHA	21
*Phillips, Brett	BLX	16
Dixon, Brandon	PNS	16.

RBI

O'Neill, Tyler	JXN	102
Cron, Kevin	MOB	88
Peterson, Dustin	MIS	88
*Bauers, Jake	MTG	78
Dean, Austin	**JAX**	**67**

STOLEN BASES

*Granite, Zach	CHA	56
*Miller, Ian	JXN	49
#Perez, Yefri	**JAX**	**39**
Ervin, Phillip	PNS	36
Engel, Adam	BIR	31

WINS

Ash, Brett	JXN	12
Guerrieri, Taylor	MTG	12
*Yarbrough, Ryan	JXN	12

4 others tied at 10.

SAVES

Chacin, Alejandro	PNS	30
Kohlscheen, Stephen	BLX	23
Chapman, Jaye	MTG	19
Altavilla, Dan	JXN	16
Hildenberger, Trevor	CHA	16

STRIKEOUTS

*Newcomb, Sean	MIS	152
Romano, Sal	PNS	144
Stephens, Jackson	PNS	131
Woodruff, Brandon	BLX	124
*Kirsch, Chris	MTG	114

TEAM BATTING	AVG	AB	R	H	HR	RBI	BB	SO	SB	CS
Jackson	.263	4605	625	1211	62	572	555	985	141	38
Tennessee	.257	4609	579	1184	80	528	482	958	84	40
Chattanooga	.257	4697	630	1206	72	572	473	1045	145	60
Montgomery	.252	4670	642	574	97	588	369	993	142	56
Mississippi	.250	4704	510	1177	71	472	369	1118	76	42
Mobile	.249	4517	559	1126	109	524	391	969	70	42
Jacksonville	**.249**	**4510**	**538**	**1121**	**69**	**491**	**472**	**975**	**82**	**43**
Birmingham	.241	4688	566	1130	80	520	461	1195	86	30
Pensacola	.240	4624	560	1111	89	496	456	1229	114	33
Biloxi	.235	4454	471	1048	81	437	390	1063	88	44

TEAM PITCHING	W-L	ERA	H	CG	SHO	SV	HR	BB	SO
Mississippi	73-65	3.10	138	2	9	44	54	534	136
Pensacola	81-59	3.20	140	1	12	47	82	401	1104
Chattanooga	75-65	3.60	140	5	11	39	78	433	1009
Montgomery	76-64	3.69	140	1	11	41	89	512	1073
Birmingham	48-91	4.60	140	1	9	19	72	509	1039
Jackson	84-55	3.49	139	4	14	41	74	367	1076
Tennessee	58-81	4.05	139	2	5	32	100	496	938
Biloxi	72-67	3.59	139	1	14	44	74	434	1111
Jacksonville	**63-76**	**3.97**	**139**	**1**	**9**	**33**	**98**	**382**	**968**
Mobile	65-73	3.66	138	6	12	39	89	432	1016

2016 S.L. Leaders

ADDITIONAL BATTING LEADERS

HITS

*Granite, Zach	CHA	155
Young, Chesny	TNS	149
Peterson, Dustin	MIS	148
Lopes, Tim	JXN	145
O'Neill, Tyler	JXN	144

DOUBLES

Peterson, Dustin	MIS	38
#Gonzalez, Benji	JXN	33
Adames, Willy	MTG	31
*Bauers, Jake	MTG	28
*Hicks, D.J.	CHA	27

ON-BASE PERCENTAGE

Young, Chesny	TNS	.376
#Caratini, Victor	TNS	.375
O'Neill, Tyler	JXN	.374
Adames, Willy	MTG	.372
*Bauers, Jake	MTG	.370

SLUGGING PERCENTAGE

@ Albies, Ozzie	MIS	.384
O'Neill, Tyler	JXN	.508
Cron, Kevin	MOB	.437
Dixon, Brandon	PNS	.434
Peterson, Dustin	MIS	.431

EXTRA-BASE HITS

O'Neill, Tyler	JXN	54
Peterson, Dustin	MIS	52
Adames, Willy	MTG	48
Cron, Kevin	MOB	47

2 others tied at 43.

RUNS SCORED

Adames, Willy	MTG	89
*Granite, Zach	CHA	86
*Bauers, Jake	MTG	79
#Gonzalez, Benji	JXN	78
Lopes, Tim	JXN	74

TRIPLES

Engel, Adam	BIR	9
*Landry, Leon	JXN	9
*Granite, Zach	CHA	8

5 others tied at 7.

BASE ON BALLS

Adames, Willy	MTG	74
*Bauers, Jake	MTG	73
*Phillips, Brett	BLX	67
Ervin, Phillip	PNS	65
O'Neill, Tyler	JXN	62

STRIKEOUTS

*Phillips, Brett	BLX	154
#Michalczewski, Trey	BIR	153
O'Neill, Tyler	JXN	150
Nottingham, Jacob	BLX	138

2 others tied at 137.

ADDITIONAL PITCHING LEADERS

GAMES

Chacin, Alejandro	PNS	52
Krehbiel, Joey	MOB	52
*Peterson, Stephen	BLX	52
Kohlscheen, Stephen	BLX	502

others tied at 49.

COMPLETE GAMES

24 others tied at 1.

INNINGS PITCHED

Romano, Sal	PNS	156.0
Stephens, Jackson	PNS	151.1
Guerrieri, Taylor	MTG	146.0
*Kirsch, Chris	MTG	145.1
Slegers, Aaron	CHA	145.1

LOSSES

Skulina, Tyler	TNS	12
Romano, Sal	PNS	11
Stephens, Jackson	PNS	11

4 others tied at 9.

WALKS

*Guerrero, Jordan	BIR	73
*Newcomb, Sean	MIS	71
Skulina, Tyler	TNS	71
*Kirsch, Chris	MTG	57
Mortensen, Jared	MTG	57

HOME RUNS ALLOWED

Skulina, Tyler	TNS	16
Johnson, Patrick	**JAX**	**15**
*Guerrero, Jordan	BIR	13
Markey, Brad	TNS	13

3 others tied at 12.

SHUTOUTS

8 others tied at 1.

.

AVG

Woodruff, Brandon	BLX	.211
*Newcomb, Sean	MIS	.224
*Yarbrough, Ryan	JXN	.232
Guerrieri, Taylor	MTG	.239
Hu, Chih-Wei	MTG	.241

WHIP

Woodruff, Brandon	BLX	1.04
*Yarbrough, Ryan	JXN	1.11
Hu, Chih-Wei	MTG	1.15
Johnson, Patrick	**JAX**	**1.19**

FINAL ATTENDANCE FIGURES

Team	Openings	Lost	Total	Average
Birmingham Barons	69	1	418,361	6,063
Pensacola Blue Wahoos	70	0	302,340	4,319
Tennessee Smokies	68	2	293,694	4,319
Jacksonville Suns	**63**	**7**	**264,401**	**4,197**
Montgomery Biscuits	70	0	230,742	3,296
Chattanooga Lookouts	70	0	223,517	3,193
Mississippi Braves	67	3	190,130	2,838
Biloxi Shuckers	67	3	180,384	2,692
Jackson Generals	63	6	126,116	2,002
Mobile BayBears	63	7	96,185	1,527

League Format

Divisional Play:

The 2017 edition of the Southern League will maintain the North-South Division alignment employed since 2008. Teams in the North Division include the Birmingham Barons, Chattanooga Lookouts, Jackson Generals, Montgomery Biscuits, and the Tennessee Smokies. The South Division will be composed of the Biloxi Shuckers, Jacksonville Jumbo Shrimp, Mississippi Braves, Mobile BayBears, and the Pensacola Blue Wahoos.

Regular Season:

The regular season consists of 140 games total played in a split-schedule format. The first and second halves each consist of 70 games. Winners are selected from each division at the end of each half.

Playoff Format:

Divisional champions from the first half and the second half play each other in a best of five series. Once the North Division Championship Series and the South Division Championship Series have concluded, the two winners meet to determine who will be crowned Southern League champions.

Roster Limit:

The roster is limited to 25 active players from the start to the end of the season. Prior to the 2012 season, teams had a roster limit of 24 players. Before 2007, teams could have 24 through May 6. After May 6, the roster limit dropped to 23 active players. The roster limit remained at 23 until Aug. 11, when the roster bounced back up to 24 active players for the remainder of the season.

Former mayor Tommy Hazouri pretends to swing a bat as he models a new uniform of the Jacksonville Jumbo Shrimp, as general manager Harold Craw looks on during the event on November 2, 2016 at the Times-Union Center. (Will Dickey/Florida Times-Union).

BILOXI SHUCKERS
MILWAUKEE BREWERS

MGM Park

Built	2015
Total Capacity	6,000
Box Seats/Suite	3,207/362
General Adm	2,287
Handicapped	144
Dimensions (in feet) Left/Center/Right	325/400/330

The Shuckers

Telephone	(228) 233-3465
WWW	www.biloxishuckers.com
Email	info@biloxishuckers.com
President	Ken Young
General Manager	Chuck Arnold
Broadcaster/Media Relations	Chris Harris
Field Manager	Mike Guerrero
Pitching Coach	Chris Hook
Hitting Coach	Sandy Guerrero
Coach	Chuckie Caufield
Trainer	Kevan Creighton

2016 Day-by-Day vs. Shuckers

Date	Stadium	Score	Winning Pitcher	Losing Pitcher	Save
5/9	MGM Park	L/1-9	Houser, Adrian	Esch, Jake	Hall, Brooks
5/10	MGM Park	W/9-1	Garcia, Jarlin	Ortega, Jorge	None
5/11	MGM Park	L/1-6	Hader, Josh	Brice, Austin	None
5/12	MGM Park	L/6-8	Lee, Brett	Higgins, Tyler	Kohlscheen, Stephen
5/13	MGM Park	L/5-6	Kohlscheen, Stephen	Donatello, Sean	None
6/15	Baseball Grounds	W/8-4	Mazza, Chris	Woodruff, Brandon	Bremer, Tyler
6/16	Baseball Grounds	W/3-1	Esch, Jake	Houser, Adrian	Steckenrider, Drew
6/17	Baseball Grounds	L/1-4	Smith, Gage	Higgins, Tyler	Tillman, Daniel
6/18	Baseball Grounds	Postponed, Rain			
6/19 GM 1	Baseball Grounds	W/2-1	Donatello, Sean	Woodruff, Brandon	Chaffee, Ryan
6/19 GM 2	Baseball Grounds	L/1-2	Ortega, Jorge	Johnson, Patrick	Kohlscheen, Stephen
7/4	MGM Park	L/1-5	Hall, Brooks	Adkins, Hunter	None
7/5	MGM Park	W/4-1	Johnson, Patrick	Jungmann, Taylor	Steckenrider, Drew
7/6	MGM Park	W/3-1	Brice, Austin	Wang, Wei-Chung	Bremer, Tyler
7/7	MGM Park	W/9-1	Tomshaw, Matt	Ortega, Jorge	None
7/8	MGM Park	W/4-2	Esch, Jake	Woodruff, Brandon	Steckenrider, Drew
7/31	Baseball Grounds	W/5-3	Bremer, Tyler	Ventura, Angel	Brice, Austin
8/1	Baseball Grounds	Postponed, Rain			
8/2 GM 1	Baseball Grounds	L/0-3	Jungmann, Taylor	Johnson, Patrick	Kohlscheen, Stephen
8/2 GM 2	Baseball Grounds	Postponed, Rain			
8/3 GM 1	Baseball Grounds	W/7-2	Chaffee, Ryan	Scott, Tayler	None
8/3 GM 2	Baseball Grounds	L/1-3	Woodruff, Brandon	Esch, Jake	Kohlscheen, Stephen
8/4	Baseball Grounds	W/8-5	Kinley, Tyler	Rincon, Junior	Guerrero, Tayron

Top 10 Brewers Prospects

1. Lewis Brinson ..... OF
2. Josh Hader ..... LHP
3. Lewis Ortiz ..... RHP
4. Corey Ray ..... OF
5. Isan Diaz SS/2B
6. Trent Clark ..... OF
7. Brandon Woodruff ..... OF
8. Phil Bickford ..... RHP
9. Lucas Erceg 3B
10. Marcos Diplan ..... RHP

2016 vs. Shuckers

at MGM Park	5-5
at Baseball Grounds	6-4
Overall	**11-9**

2017 vs. Biloxi

May 8-12	Baseball Grounds
June 9-13	MGM Park
July 9-12	Baseball Grounds
July 30-August 3	MGM Park
August 26-30	MGM Park

Shrimp Team Hotel

DoubleTree by Hilton
940 Beach Blvd
Biloxi, MS 39530

BIRMINGHAM BARONS
CHICAGO WHITE SOX

Regions Field

Built.....2013
Total Capacity.....10,800
Box Seats.....3,202
General Adm.....7,598
Dimensions (in feet) Left/Center/Right 340/405/340

The Barons

Telephone.....(205) 988-3200
Fax.....(205) 988-9698
WWW .....www.barons.com
Email.....barons@barons.com
GM.....Jonathan Nelson
Broadcaster .....Curt Bloom
Media Relations.....Jesse Feldman
Field Manager.....Julio Vinas
Pitching Coach .....Jose Bautista
Hitting Coach.....Cole Armstrong
Trainer .....James Kruk

2016 Day-by-Day vs. Barons

Date	Stadium	Score	Winning Pitcher	Losing Pitcher	Save
4/7	Baseball Grounds	W/6-1	Esch, Jake	Danish, Tyler	None
4/8	Baseball Grounds	W/8-3	Johnson, Patrick	Fulmer, Carson	Bremer, Tyler
4/9	Baseball Grounds	L/1-2	Lollis, Matt	Kinley, Tyler	None
4/10	Baseball Grounds	W/8-3	Araujo, Victor	Holmberg, David	None
4/11	Baseball Grounds	W/11-7	Jose, Jose	Brennan, Brandon	None
7/9	Regions Field	L/8-9	Guerrero, Jordan	Adkins, Hunter	Clark, Brian
7/10	Regions Field	L/4-7	Walters, Blair	Johnson, Patrick	Tago, Peter
7/11	Regions Field	W/11-8	Tracy, Matt	Barnette, Tyler	Brice, Austin
7/12	Regions Field	W/1-0	Steckenrider, Drew	Holmberg, David	Donatello, Sean
7/13	Regions Field	W/6-5	Kinley, Tyler	Tago, Peter	None

Top 10 White Sox Prospects

1. Yoan Moncada 2B/3B
2. Lucas Giolito.....RHP
3. Reynaldo Lopez.....RHP
4. Zach Collins..... C
5. Michael Kopech.....RHP
6. Zack Burdi .....RHP
7. Carson Fulmer.....RHP
8. Luis A. Basabe..... OF
9. Spencer Adams .....RHP
10. Alec Hansen .....RHP

2016 vs. Barons

at Regions Field 3-2
at Baseball Grounds.....4-1
Overall 7-3

2017 vs. Birmingham

April 22-26 .....Regions Field
August 4-8 ..... Baseball Grounds
August 21-25 ..... Baseball Grounds

Shrimp Team Hotel

Sheraton Birmingham Hotel
2101 Richard Arrington Jr. Blvd. N.
Birmingham, AL 35203
Phone: 205-307-3084

CHATTANOOGA LOOKOUTS
MINNESOTA TWINS

AT&T Field

Built	2000
Total Capacity	6,362
Box Seats/Suite	3,207/362
General Adm.	2,287
Handicapped	144
Dimensions (in feet) Left/Center/Right	325/400/330

The Lookouts

Telephone	(423) 267-2208
Fax	(423) 267-4258
WWW	www.lookouts.com
Email	lookouts@lookouts.com
President	Rich Mozingo
Broadcaster	Larry Ward
Media Relations	Dan Kopf
Field Manager	Jake Mauer
Pitching Coach	Ivan Arteaga
Hitting Coach	Javier Valentin

2016 Day-by-Day vs. Lookouts

Date	Stadium	Score	Winning Pitcher	Losing Pitcher	Save
6/5	AT&T Field	W/3-1	Mazza, Chris	Baxendale, D.J.	Kinley, Tyler
6/6	AT&T FIeld	L/2-3	Hildenberger, Trevor	Bremer, Tyler	None
6/7	AT&T Field	L/1-6	Hurlbut, David	Brice, Austin	Bencomo, Omar
6/8	AT&T Field	L/2-5	Slegers, Aaron	Tomshaw, Matt	Hildenberger, Trevor
6/9	AT&T Field	L/1-15	Stewart, Kohl	Johnson, Patrick	None
8/5	AT&T Field	W/7-3	Mazza, Chris	Slegers, Aaron	None
8/6	AT&T Field	L/2-3	Stewart, Kohl	Tomshaw, Matt	Reed, Jake
8/7	AT&T Field	L/0-4	Bencomo, Omar	Johnson, Patrick	None
8/8	AT&T Field	W/2-0	Tracy, Matt	Hurlbut, David	Guerrero, Tayron
8/9	AT&T Field	W/3-0	Peters, Dillon	Jorge, Felix	Donatello, Sean
8/22	Baseball Grounds	L/6-9	Gonsalves, Stephen	Mazza, Chris	Fernandez, Raul
8/23	Baseball Grounds	W/3-2	Higgins, Tyler	Jones, Zack	None
8/24	Baseball Grounds	L/3-9	Stewart, Kohl	Chaffee, Ryan	None
8/25	Baseball Grounds	L/6-7	Fernandez, Raul	Kinley, Tyler	None
8/26	Baseball Grounds	L/2-4	Jorge, Felix	Ballew, Travis	Jones, Zack

Top 10 Twins Prospects

1. Nick Gordon ..... SS
2. Stephen Gonsalves ..... LHP
3. Alex Kirilloff OF/1B
4. Fernando Romero ..... RHP
5. Tyler Jay ..... LHP
6. Adalberto Mejia ..... LHP
7. Kohl Stewart ..... RHP
8. Felix Jorge ..... RHP
9. Daniel Palka ..... OF
10. Travis Blackenhorn 3B

2016 vs. Lookouts

at AT&T Park	4-6
at Baseball Grounds	1-4
Overall	**5-10**

2017 vs. Chattanooga

April 12-16 ..... Baseball Grounds
July 13-17 ..... AT&T Field

Shrimp Team Hotel

Holiday Inn Hamilton Place
2232 Center Street
Chattanooga, TN 37421
Phone: (423) 485-1185
Fax: (423) 485-1186

JACKSON GENERALS
ARIZONA DIAMONDBACKS

The Ballpark at Jackson

Built..... 1998
Total Capacity..... 6,000
Dimensions (in feet) Left/Center/Right 310/395/320

The Generals

Telephone..... (731) 988-5299
Fax..... (731) 988-5246
WWW ..... www.jacksongeneralsbaseball.com
Email..... fun@jacksongeneralsbaseball.com
General Manager..... Chris Compton
Broadcaster ..... Brandon Liebhaber
Media Contact ..... Brandon Liebhaber
Field Manager..... J.R. House
Pitching Coach ..... Doug Drabek
Hitting Coach ..... Jason Camilli
Coach ..... Joe Mather

2016 Day-by-Day vs. Generals

Date	Stadium	Score	Winning Pitcher	Losing Pitcher	Save
5/4	Ballpark at Jackson	L/6-11	Ash, Brett	Esch, Jake	None
5/5	Ballpark at Jackson	L/0-5	Unsworth, Dylan	Garcia, Jarlin	None
5/6	Ballpark at Jackson	W/4-2 18 inn.	Roberts, James	Snow, Forrest	None
5/7 GM 1	Ballpark at Jackson	W/6-3	Reed, Chris	Gaviglio, Sam	Adkins, Hunter
5/7 GM 2	Ballpark at Jackson	L/4-6	Yarbrough, Ryan	Pineyro, Ivan	Harper, Ryne
7/26-27	Baseball Grounds	W/8-3	Johnson, Patrick	Ash, Brett	None
7/27 GM 2	Baseball Grounds	L/1-6	Hunter, Kyle	Brice, Austin	None
7/28	Baseball Grounds	L/3-6	Moore, Andrew	Tracy, Matt	Altavilla, Dan
7/29	Baseball Grounds	L/1-11	Yarbrough, Ryan	Esch, Jake	None
7/30	Baseball Grounds	W/4-1	Ballew, Travis	Blackburn, Paul	None

Top Ten D-Backs Prospects

1. Anthony Banda ..... LHP
2. Dawel Lugo 3B/SS
3. Domingo Leyba SS/2B
4. Socrates Brito ..... OF
5. Jazz Chisholm ..... SS
6. Anfernee Grier ..... OF
7. Taylor Clarke ..... RHP
8. Brad Keller ..... RHP
9. Jon Duplantier ..... RHP
10. Curtis Taylor ..... RHP

2016 vs. Generals

at Ballpark at Jackson 2-3
at Baseball Grounds 2-3
Overall 4-6

2017 vs. Jackson

May 24-28..... .....Baseball Grounds
June 22-26.....Ballpark at Jackson

Shrimp Team Hotel

DoubleTree Jackson Hotel
1770 Hwy. 45 Bypass S.
Jackson, TN 38305
Phone: (731) 664-6900
Fax: (731) 668-0474

MISSISSIPPI BRAVES
ATLANTA BRAVES

Trustmark Park

Built	2005
Total Capacity	7,500
Field/Dugout	6,000
Berm	1,500
Dimensions (in feet) Left/Center/Right	337/400/332

The Braves

Telephone	(601) 932-8788
Fax	(601) 936-3567
WWW	www.mississippibraves.com
Email	mississippi.braves@braves.com
General Manager	Steve DeSalvo
Broadcasters	Blake Scott/Derrel Palmer
Media Relations	Miranda Black
Field Manager	Luis Salazar
Pitching Coach	Derrick Lewis
Hitting Coach	Ivan Cruz
Trainer	Kyle Damschroder

2016 Day-by-Day vs. Braves

Date	Stadium	Score	Winning Pitcher	Losing Pitcher	Save
4/28	Baseball Grounds	W/9-4	Esch, Jake	Thurman, Andrew	None
4/29	Baseball Grounds	L/4-5	Ellis, Chris	Garcia, Jarlin	Roney, Bradley
4/30	Baseball Grounds	L/2-3	Janas, Stephen	Johnson, Patrick	Cabrera, Mauricio
5/1	Baseball Grounds	W/3-1	Higgins, Tyler	Whalen, Rob	Kinley, Tyler
5/2	Baseball Grounds	L/2-8	Barker, Brandon	Pineyro, Ivan	None
5/25	Trustmark Park	W/4-3	Higgins, Tyler	Younginer, Madison	None
5/26	Trustmark Park	W/5-3	Esch, Jake	Ellis, Chris	Donatello, Sean
5/27	Trustmark Park	L/1-3	Newcomb, Sean	Brice, Austin	Janas, Stephen
5/28	Trustmark Park	L/2-6	Whalen, Rob	Garcia, Jarlin	None
5/29	Trustmark Park	W/2-0	Johnson, Patrick	Mateo, Victor	Lazo, Raudel
6/23	Trustmark Park	W/8-3	Adkins, Hunter	Thurman, Andrew	None
6/24	Trustmark Park	L/2-4	Mateo, Victor	Johnson, Patrick	Younginer, Madison
6/25	Trustmark Park	W/6-5	Wojciechowski, Asher	Whalen, Rob	Chaffee, Ryan
6/26	Trustmark Park	L/2-3	Hursh, Jason	Higgins, Tyler	Younginer, Madison
6/27	Trustmark Park	L/1-2	Newcomb, Sean	Esch, Jake	None
8/11	Baseball Grounds	L/0-2	Newcomb, Sean	Mazza, Chris	Peterson, David
8/12	Baseball Grounds	L/1-2	Minter, A.J.	Guerrero, Tayron	Phillips, Evan
8/13	Baseball Grounds	W/5-4	Donatello, Sean	Peterson, David	None
8/14	Baseball Grounds	L/2-6	Bradley, Jed	Tracy, Matt	Phillips, Evan
8/15	Baseball Grounds	W/5-1	Mazza, Chris	Skulina, Tyler	None

Top Ten Braves Prospects

1. Dansby Swanson ..... SS
2. Ozzie Albies SS/2B
3. Kolby Allard ..... LHP
4. Mike Soroka ..... RHP
5. Ian Anderson 3B
6. Roland Acuna ..... OF
7. Kevin Maitan ..... SS
8. Sean Newcomb ..... LHP
9. Patrick Weigel ..... RHP
10. Max Fried ..... LHP

2016 vs. Braves

at Trustmark Park	5-5
at Baseball Grounds	4-6
Overall	**9-11**

2017 vs. Mississippi

April 6-10 ..... Trustmark Park
May 18-22 ..... Baseball Grounds
July 25-29 ..... Trustmark Park
August 10-14 ..... Baseball Grounds

Shrimp Team Hotel

Holiday Inn at Trustmark Park
110 Bass Pro Drive
Pearl, MS 39208
Phone: (601)-939-5238
Fax: (601)-709-8900

MOBILE BAYBEARS
LOS ANGELES ANGELS OF ANAHEIM

Hank Aaron Stadium

Built	1997
Total Capacity	6,000
Box Seats	5,000
Stadium Club	1,000
Dimensions (in feet) Left/Center/Right	325/400/310

The BayBears

Telephone	(251) 479-2327
WWW	www.mobilebaybears.com
Email	baybears@mobilebaybears.com
General Manager	Chris Morgan
Broadcaster/Media	Steve Goldberg
Field Manager	Sal Fasano
Pitching Coach	Buddy Carlyle
Hitting Coach	Ryan Barba
Athletic Trainer	Matthew Morrell
Strength Coach	Adam Auer

2016 Day-by-Day vs. BayBears

Date	Stadium	Score	Winning Pitcher	Losing Pitcher	Save
4/17	Baseball Grounds	W/4-1	Esch, Jake	Godley, Zack	Donatello, Sean
4/18	Baseball Grounds	L/6-11	Stites, Matt	Jose, Jose	Hessler, Keith
4/19	Baseball Grounds	L/0-6	Lopez, Yoan	Brice, Austin	None
4/20	Baseball Grounds	W/8-6	Bremer, Tyler	Omahen, Johnny	Donatello, Sean
4/21	Baseball Grounds	L/4-11	Stites, Matt	Berry, Tim	None
6/10	Hank Aaron Stadium	L/1-2	Banda, Anthony	Mazza, Chris	Sherfy, Jimmie
6/11	Hank Aaron Stadium	L/2-8	Clarke, Taylor	Esch, Jake	Buckner, Billy
6/12	Hank Aaron Stadium	L/2-10	Omahen, Johnny	Brice, Austin	Wright, Austin
6/13	Hank Aaron Stadium	L/7-8	Sherfy, Jimmie	Bremer, Tyler	None
6/14	Hank Aaron Stadium	W/7-3	Johnson, Patrick	Irvine, Luke	None
7/20	Hank Aaron Stadium	W/4-3	Adkins, Hunter	Johnson, Cole	Steckenrider, Drew
7/21 and 22	Hank Aaron Stadium	Postponed, Wet Grounds			
7/23 GM 1	Hank Aaron Stadium	L/5-6	Taylor, Josh	Tracy, Matt	Stites, Matt
7/23 GM 2	Hank Aaron Stadium	L/1-3	Koch, Matt	Mazza, Chris	Miller, Jared
7/24 GM 1	Hank Aaron Stadium	L/1-6	Buckner, Billy	Esch, Jake	None
7/24 GM 2	Hank Aaron Stadium	L/1-4	Garcia, Edgar	Tomshaw, Matt	Stites, Matt
9/1	Baseball Grounds	Postponed, Inclement Weather			
9/2-3	Baseball Grounds	W/6-2	Mazza, Chris	Taylor, Josh	None
9/4 GM 1	Baseball Grounds	L/0-9	Clarke, Taylor	Castillo, Luis	None
9/4 GM 2	Baseball Grounds	W/7-1	Tomshaw, Matt	Doyle, Terry	None
9/5	Baseball Grounds	W/4-0	Johnson, Patrick	Omahen, Johnny	None

Top Ten Angels Prospects

1. Jahmai Jones ..... OF
2. Matt Thaiss 1B
3. Alex Meyer ..... RHP
4. Brandon Marsh ..... OF
5. Nate Smith ..... LHP
6. Taylor Ward C
7. Grayson Long ..... RHP
8. Chris Rodriguez ..... RHP
9. Keynan Middleton ..... RHP
10. Jaime Barria ..... RHP

2016 vs. BayBears

at Hank Aaron Stadium	2-8
at Baseball Grounds	4-5
Overall	**6-13**

2017 vs. Mobile

April 27-May 1 ..... Baseball Grounds
May 13-17 ..... Hank Aaron Stadium
June 28-July 3 ..... Baseball Grounds
August 16-20 ..... Hank Aaron Stadium

Shrimp Team Hotel

Battle House Renaissance
26 North Royal Street
Mobile, AL 36602
or
Rennaissance Riverview Plaza

MONTGOMERY BISCUITS
TAMPA BAY RAYS

Montgomery Riverwalk Stadium

Built....2004
Total Capacity....7,000
Fixed Seats....4,500
Dimensions (in feet) Left/Center/Right 314/401/332

The Biscuits

Telephone....(334) 323-2255
Fax....(334) 323-2225
WWW .... www.biscuitsbaseball.com
Email....info@biscuitsbaseball.com
President ....Greg Rauch
General Manager.... Scott Trible
Broadcaster/Media ....Chris Adams-Wall
Field Manager.... Brady Williams
Pitching Coach ....R.C. Lichtenstein
Hitting Coach ....Dan DeMent
Coach ....Gary Redus

2016 Day-by-Day vs. Biscuits

Date	Stadium	Score	Winning Pitcher	Losing Pitcher	Save
4/22	Riverwalk Stadium	W/8-0	Esch, Jake	Mortensen, Jared	None
4/23	Riverwalk Stadium	L/7-8	Kolarek, Adam	Bremer, Tyler	Schreiber, Brad
4/24	Riverwalk Stadium	L/7-9	Ames, Jeff	Lyman, Scott	Schreiber, Brad
4/25	Riverwalk Stadium	W/4-3	Brice, Austin	Stanek, Ryne	Kinley, Tyler
4/26	Riverwalk Stadium	L/10-11	Markel, Parker	Jose, Jose	None
5/14	Baseball Grounds	L/0-5	Hu, Chih-Wei	Esch, Jake	None
5/15	Baseball Grounds	W/4-2	Mazza, Chris	Faria, Jacob	Kinley, Tyler
5/16	Baseball Grounds	W/4-1	Brice, Austin	Guerrieri, Taylor	Steckenrider, Drew
5/17	Baseball Grounds	Postponed, Rain			
5/18	Baseball Grounds	W/9-8	Bremer, Tyler	Marshall, Brett	None
5/31	Baseball Grounds	W/6-4	Chaffee, Ryan	Ames, Jeff	Kinley, Tyler
6/1	Baseball Grounds	W/7-4	Bremer, Tyler	Mortensen, Jared	Donatello, Sean
6/2 GM 1	Baseball Grounds	L/0-1	Wood, Hunter	Brice, Austin	Bird, Kyle
6/2 GM 2	Baseball Grounds	L/3-4	Ames, Jeff	Lazo, Raudel	None
6/3	Baseball Grounds	L/3-6	Guerrieri, Taylor	Adkins, Hunter	Borden, Buddy
6/4	Baseball Grounds	L/1-3	Ascher, Steve	Bremer, Tyler	Bird, Kyle

Top Ten Rays Prospects.

1. Willy Adames....SS
2. Jose De Leon ....RHP
3. Brent Honeywell ....RHP
4. Casey Gillaspie....1B
5. Jake Bauers....OF/1B
6. Chih-Wei Hu ....RHP
7. Josh Lowe 3B/OF
8. Jesus Sanchez ....OF
9. Jacob Faria....RHP
10. Justin Williams....OF

2016 vs. Biscuits

at Riverwalk Stadium....2-3
at Baseball Grounds....5-5
Overall 7-8

2017 vs. Montgomery

June 4-8.... Baseball Grounds
July 4-8.... Riverwalk Stadium

Shrimp Team Hotel

Candlewood Suites at Eastchase
9151 Boyd Cooper Parkway
Montgomery, AL 36117
Phone: (334) 277-0677
Fax: (334) 277-0676

PENSACOLA BLUE WAHOOS
CINCINNATI REDS

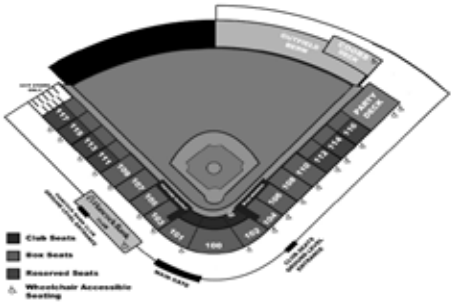

Blue Wahoos Stadium

Built	2012
Total Capacity	5,000
Fixed Seats/Party Decks	4,450
Berm	550
Dimensions (in feet) Left/Center/Right	325/400/335

The Blue Wahoos

Telephone	(850) 934-8444
Fax	(850) 791-6256
WWW	www.bluewahoos.com
Email	info@bluewahoos.com
President	Jonathan Griffith
Broadcaster	Tommy Thrall
Media Contact	Maryjane Gardner
Field Manager	Pat Kelly
Pitching Coach	Danny Darwin
Hitting Coach	Gookie Dawkins
Coach	Dick Schofield

2016 Day-by-Day vs. Blue Wahoos

Date	Stadium	Score	Winning Pitcher	Losing Pitcher	Save
4/12	Blue Wahoos Stadium	L/3-4	Wright, Daniel	Esch, Jake	McMyne, Kyle
4/13	Blue Wahoos Stadium	W/2-1	Donatello, Sean	McMyne, Kyle	Araujo, Victor
4/14	Blue Wahoos Stadium	L/1-4	Astin, Barrett	Jose, Jose	Cacin, Alejandro
4/15	Blue Wahoos Stadium	L/3-4	Astin, Barrett	Araujo, Victor	None
4/16	Blue Wahoos Stadium	L/0-3	Davis, Rookie	Berry, Tim	McMyne, Kyle
5/19	Baseball Grounds	Postponed, Rain			
5/20 GM 1	Baseball Grounds	W/4-0	Esch, Jake	Romano, Sal	None
5/20 GM 2	Baseball Grounds	L/0-6	Stephens, Jackson	Mazza, Chris	None
5/21	Baseball Grounds	W/4-0	Brice, Austin	Astin, Barrett	None
5/22	Baseball Grounds	W/6-5	Bremer, Tyler	Moran, Jimmy	Lazo, Raudel
5/23	Baseball Grounds	L/4-5	Chacin, Alejandro	Chaffee, Ryan	None
7/14	Baseball Grounds	L/0-9	Mahle, Tyler	Adkins, Hunter	None
7/15	Baseball Grounds	Postponed, Rain			
7/16	Baseball Grounds	L/2-5	Davis, Rookie	Tracy, Matt	Chacin, Alejandro
7/17 GM 1	Baseball Grounds	W/1-0	Johnson, Patrick	Stephens, Jackson	Steckenrider, Drew
7/17 GM 2	Baseball Grounds	L/6-7	Ehret, Jacob	Higgins, Tyler	Gonzalez, Carlos
7/18	Baseball Grounds	W/3-2	Esch, Jake	Travieso, Nick	Donatello, Sean
8/27	Blue Wahoos Stadium	L/3-5	Gonzalez, Carlos	Higgins, Tyler	Chacin, Alejandro
8/28	Blue Wahoos Stadium	L/4-7	Mitchell, Evan	Chaffee, Ryan	McMyne, Kyle
8/29	Blue Wahoos Stadium	L/0-4	Astin, Barrett	Castillo, Luis	Chacin, Alejandro
8/30	Blue Wahoos Stadium	L/2-5	Romano, Sal	Tomshaw, Matt	Gonzalez, Carlos
8/31	Blue Wahoos Stadium	W/4-1	Johnson, Patrick	Travieso, Nick	Guerrero, Tayron

Top Ten Reds Prospects

1. Nick Senzel 3B
2. Cody Reed ..... LHP
3. Amir Garrett ..... LHP
4. Robert Stephenson ..... RHP
5. Taylor Trammell ..... OF
6. Jesse Wiker ..... OF
7. Aristides Aquino ..... OF
8. Sal Romano ..... RHP
9. Vladimir Gutierrez ..... RHP
10. Luis Castillo ..... RHP

2016 vs. Wahoos

at Blue Wahoos Stadium	3-7
at Baseball Grounds	5-5
Overall	**8-12**

2017 vs. Pensacola

April 17-21 ..... Blue Wahoos Stadium
May 30-June 3 ..... Blue Wahoos Stadium
June 14-18 ..... Baseball Grounds
August 31-Sept. 4 ..... Baseball Grounds

Shrimp Team Hotel

Hampton Inn PNS Airport
1144 Airport Blvd.
Pensacola, FL 32504

TENNESSEE SMOKIES
CHICAGO CUBS

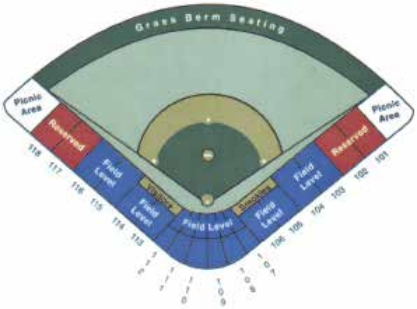

Smokies Stadium

Built.....2000
Total Capacity.....6,000
Dimensions (in feet) Left/Center/Right 330/400/330

The Smokies

Telephone.....(865) 286-2300
Fax.....(865) 523-9913
WWW ..... www.smokiesbaseball.com
Email..... info@smokiesbaseball.com
Vice President/COO .....Chris Allen
Broadcaster .....Mick Gillispie
Media Contact .....Connor Pearce
Field Manager.....Mark Johnson
Pitching Coach .....Terry Clark
Hitting Coach.....Jacob Cruz
Coach .....Ricardo Medina

2016 Day-by-Day vs. Smokies

Date	Stadium	Score	Winning Pitcher	Losing Pitcher	Save
6/29	Baseball Grounds	L/2-4	Tseng, Jen-Ho	Adkins, Hunter	Rosario, Jose
6/30	Baseball Grounds	L/1-2	Paniagua, Juan	Lyman, Scott	Berg, David
7/1	Baseball Grounds	L/3-5	Blackburn, Paul	Berry, Tim	Farris, James
7/2	Baseball Grounds	W/7-2	Tomshaw, Matt	Markey, Brad	None
7/3	Baseball Grounds	W/9-2	Esch, Jake	Skulina, Tyler	None
8/17	Smokies Stadium	W/5-1	Mazza, Chris	Skuilna, Tyler	None
8/18	Smokies Stadium	W/11-7	Tomshaw, Matt	Tseng, Jen-Ho	None
8/19	Smokies Stadium	W/7-1	Guerrero, Tayron	Perakslis, Steve	None
8/20	Smokies Stadium	L/4-9	Markey, Brad	Tracy, Matt	None
8/21	Smokies Stadium	W/5-2	Peters, Dillon	Hedges, Zach	Guerrero, Tayron

Top Ten Cubs Prospects

1. Eloy Jimenez.....OF
2. Ian Happ..... 2B/OF
3. Albert Almora .....OF
4. Dylan Cease..... RHP
5. Oscar De La Cruz..... RHP
6. Mark Zagunis.....OF
7. Jeimer Candelario 3B
8. Trevor Clifton ..... RHP
9. D.J. Wilson .....OF
10. Jose Albertos..... RHP

2016 vs. Smokies

at Smokies Park 4-1
at Baseball Grounds..... 2-3
Overall 6-4

2017 vs. Tennessee

May 3-7..... Smokies Stadium
July 19-23.....Baseball Grounds

Shrimp Team Hotel

Hampton Inn & Suites
105 Stadium Dr.
Kodak, TN 37764

JACKSONVILLE, Fla. - Like the team on the field, the recently renovated suite-level lounge will have a new name and menu at the Baseball Grounds of Jacksonville this season. After a poll of Jacksonville Jumbo Shrimp season ticket holders and sponsors for name ideas and voting, the climate-controlled lounge for all fans is now titled "The Wheelhouse".

"The Wheelhouse" name was submitted by Kurt Wullenweber of Jacksonville, a ticket plan holder for several seasons, who will receive two free 2017 season tickets and credit to use for food and beverage in The Wheelhouse this season.

Explaining his idea for the name, Wullenweber said, "The skipper always watches the catch from the wheelhouse."

The only area on the suite level open to all fans, The Wheelhouse gives fans a unique observation-deck view from behind home plate, much like a captain in a ship wheelhouse would overlook a vessel. In addition, as a pitch thrown into a batter's "wheelhouse" often produces the most spectacular hits, The Wheelhouse serves fans a home run experience with a full bar, unique menu and seating that looks toward downtown Jacksonville and the St. Johns River as the sun sets each night.

Beginning this season, The Wheelhouse menu will include Shrimp-themed items, such as Jumbo-laya, Boom Boom Shrimp, Peel-and-Eat Shrimp and Shrimp Tacos, as well as classic dishes such as pizza slices, pork and slaw dogs, cookies and ice cream. The new Chef's Table will also serve premium items, rotating in a buffet on select nights, which fans can purchase in The Wheelhouse for $15 per plate.

The former Sundowner Lounge was nearly doubled in size as part of owner Ken Babby's more than $1.8 million invested in ballpark improvements in 2016. The improvements were recognized in October by CREW Jacksonville with its inaugural Initiative IMPACT Award for significant contribution to the Northeast Florida region. The project Design and Construction team consisted of all Jacksonville-based firms.

Contacting the Marlins

Address ..... 501 Marlins Way
Miami, FL 33125
Telephone ..... (305) 480-1300
Fax ..... (305) 626-7302
Website ..... www.marlins.com
Twitter ..... @Marlins

Executive Office

Owner, CEO ..... Jeffrey H. Loria
President ..... David Samson
Vice Chairman ..... Joel A. Mael
Executive Vice President & CFO ..... Michel Bussiere
Executive Vice President, Operations & Events ..... Claude Delorme
Special Assistant to the Owner ..... Jack McKeon, Bill Beck
Special Assistant to the President ..... Andre Dawson, Tony Perez, Jeff Conine

Baseball Operations

President, Baseball Operations ..... Michael Hill
Vice President, Assistant General Manager ..... Mike Berger
Vice President, Player Personnel ..... Jeff McAvoy
Assistant General Manager ..... Brian Chattin
Vice President, Special Assistant ..... Marty Scott
Director, Team Travel ..... Manny Colon
Senior Advisor, Player Personnel ..... Orrin Freeman

Scouting, Player Development, International Ops.

Vice President, Scouting ..... Stan Meek
Vice President of Player Development ..... Marc DelPiano
Vice President, Pitching Development ..... Jim Benedict
Director, International Operations ..... Albert Gonzalez
Assistant Director, Scouting Administration ..... Gregg Leonard
Assistant Director, Player Development & International Operations ..... Marc Lippmann
Assistant Director, Player Development. ..... Brett West
Assistant Director, Amateur Scouting ..... Michael Youngberg
Field Coordinator. ..... Gary Cathcart
Hitting Coordinator ..... Joe Dillon
Pitching Coordinator ..... Miguel Bonilla
Assistant Pitching Coordinator ..... Brendan Sagara
Infield Coordinator ..... Jorge Hernandez
Catching Coordinator ..... Paul Philips

Media Relations

Director, Media Relations ..... Matt Roebuck
Director, Publications & Baseball Information ..... Marty Sewell
Manager, Communications ..... Jon Erik Alvarezl
Supervisor, Baseball Information ..... Joe Vieira

Broadcasting

Radio Play-by-Play ..... Dave Van Horne, Glenn Geffner
TV Play-by-Play ..... Rich Waltz, Analyst: Todd Hollandsworth
Spanish Radio Play-by-Play ..... Felo Ramirez, Luis "Yiki" Quintana
Spanish Television Play-By-Play ..... Raul Striker, Jr.
Senior Vice President, Communications & Broadcasting ..... P.J. Loyello
Director, Broadcasting ..... Emmanuel Munoz
Coordinator, Broadcasting ..... Kyle Sielaff

Miami Marlins 40-Man Roster (as of March 20, 2017)

PITCHERS		B/T	Ht	Wt	DOB
46	**Kyle Barraclough**	**R/R**	**6'3"**	**225lbs**	**5/23/90**
30	Hunter Cervenka	L/L	6'1"	245lbs	1/3/90
54	Wei-Yin Chen	R/L	6'0"	200lbs	7/21/85
61	**Adam Conley**	**L/L**	**6'3"**	**200lbs**	**5/24/90**
43	Odrisamer Despaigne	R/R	6'0"	200lbs	4/4/87
49	**Brian Ellington**	**R/R**	**6'3"**	**215lbs**	**8/4/90**
67	**Jake Esch**	**R/R**	**6'3"**	**205lbs**	**3/27/90**
66	**Jarlin Garcia**	**L/L**	**6'3"**	**215lbs**	**1/18/93**
48	Severino Gonzalez	R/R	6'2"	155lbs	9/28/92
72	**Tayron Guerrero**	**R/R**	**6'8"**	**210lbs**	**1/9/91**
34	**Tom Koehler**	**R/R**	**6'3"**	**235lbs**	**6/29/86**
31	Jeff Locke	L/L	6'0"	200lbs	11/20/87
22	Dustin McGowan	R/R	6'3"	235lbs	3/24/82
20	**Justin Nicolino**	**L/L**	**6'3"**	**195lbs**	**11/22/91**
35	David Phelps	R/R	6'2"	200lbs	10/9/86
44	**A.J. Ramos**	**R/R**	**5'10"**	**200lbs**	**9/20/86**
71	**Drew Steckenrider**	**R/R**	**6'5"**	**215lbs**	**1/10/91**
58	Dan Straily	R/R	6'2"	220lbs	12/1/88
25	Junichi Tazawa	R/R	5'11"	200lbs	6/6/86
62	**Jose Urena**	**R/R**	**6'2"**	**200lbs**	**9/12/91**
36	Edinson Volquez	R/R	6'0"	220lbs	7/3/83
64	**Nick Wittgren**	**R/R**	**6'2"**	**210lbs**	**5/29/91**
29	Brad Ziegler	R/R	6'4"	220lbs	10/10/79

Catchers

#	Name	B/T	Ht	Wt	DOB
17	**A.J. Ellis**	**R/R**	**6'2"**	**225lbs**	**4/9/81**
11	**J.T. Realmuto**	**R/R**	**6'1"**	**210lbs**	**3/18/91**
18	Tomas Telis	S/R	5'8"	220lbs	6/18/91

Infield

#	Name	B/T	Ht	Wt	DOB
41	Justin Bour	L/R	6'3"	265lbs	5/28/88
32	**Derek Dietrich**	**L/R**	**6'0"**	**205lbs**	**7/18/89**
9	Dee Gordon	L/R	5'11"	170lbs	4/22/88
3	Adeiny Hechavarria	R/R	6'0"	195lbs	4/15/89
73	**Austin Nola**	**R/R**	**6'0"**	**195lbs**	**12/28/89**
77	**Yefri Perez**	**S/R**	**5'11"**	**170lbs**	**2/24/91**
14	Martin Prado	R/R	6'0"	215lbs	10/27/83
78	**J.T. Riddle**	**L/R**	**6'1"**	**180lbs**	**10/12/91**
19	Miguel Rojas	R/R	5'11"	195lbs	2/24/89

Outfield

#	Name	B/T	Ht	Wt	DOB
68	Destin Hood	R/R	6'2"	205lbs	4/3/90
13	**Marcell Ozuna**	**R/R**	**6'1"**	**225lbs**	**11/12/90**
27	**Giancarlo Stanton**	**R/R**	**6'6"**	**245lbs**	**11/8/89**
51	Ichiro Suzuki	L/R	5'11"	175lbs	10/22/73
21	**Christian Yelich**	**L/R**	**6'3"**	**195lbs**	**12/5/91**

BOLD Indicates Jacksonville alum.

2009-10 Sun Giancarlo Stanton won the 2016 Home Run Derby with 61 total homers at Petro Park.

2013 Sun Marcell Ozuna earned his first All-Star nod in 2016 with 17 home runs and 48 RBI.

The Road to Miami

New Orleans - AAA (pgs. 48-49)

Telephone ..... (504) 734-5155
Fax ..... (504) 734-5118
WWW ..... cakesbaseball.com
Address ..... 6000 Airline Drive Metairie, LA 70003

Jupiter - High A (pgs. 50-51)

Telephone ..... (561) 775-1818
Fax ..... (561) 691-6886
WWW ..... jupiterhammerheads.com
Address ..... 751 Main St. Jupiter, FL 33458

Greensboro - Low A (pgs. 52-53)

Telephone ..... (336) 268-2255
Fax ..... (336) 273-7350
WWW ..... gsohoppers.com
Address ..... 08 Bellemeade St. Greensboro, NC 27401

Batavia - Short Season A (pgs. 55-55)

Telephone ..... (585) 343-5454
Fax ..... (585) 343-5620
WWW ..... muckdogs.com
Address ..... 299 Bank St. Batavia, NY 14020

GCL and DSL Marlins (pgs. 56-57)

GCL Address ..... 4751 Main St. Jupiter, FL 33458

Marlins slugger Giancarlo Stanton hit 37 homers in parts of the 2009 and 2010 seasons before getting the call to Miami.

Jacksonville Major League Affiliations

Cleveland Indians	1963
St. Louis Cardinals	1964-65
New York Mets	1966-69
Cleveland Indians	1970
Kansas City Royals	1971-1983
Montreal Expos	1984-1990
Seattle Mariners	1991-1994
Detroit Tigers	1996-2000
Los Angeles Dodgers	2001-2008
Miami Marlins	2009-present

Players in Bold signed as of Sept 16, 2016

Rnd	Ovl	Player Name	Pos	Drafted From
1	**7**	**Braxton Garrett**	**LHP**	**Florence (Ala.) HS**
3	**84**	**Thomas Jones**	**OF**	**Laurens (S.C.) HS**
4	**113**	**Sean Reynolds**	**OF**	**Redondo Union (Calif.) HS**
5	**143**	**Sam Perez**	**RHP**	**Missouri State**
6	**173**	**Remey Reed**	**RHP**	**Oklahoma State**
7	**203**	**Corey Bird**	**OF**	**Marshall**
8	**233**	**Aaron Knapp**	**OF**	**California**
9	**263**	**Jarrett Rindfleisch**	**C**	**Ball State**
10	**293**	**Dylan Lee**	**LHP**	**Fresno State**
11	**323**	**Chad Smith**	**RHP**	**Ole Miss**
12	**353**	**Mike King**	**RHP**	**Boston College**
13	383	Nick Eicholtz	RHP	Alabama
14	**413**	**Michael Mertz**	**RHP**	**Oklahoma State**
15	**443**	**James Nelson**	**SS**	**Cisco (Texas) JC**
16	**473**	**Dustin Beggs**	**RHP**	**Kentucky**
17	**503**	**Brent Wheatley**	**RHP**	**Southern California**
18	**533**	**David Gauntt**	**C**	**Washburn (Kan.)**
19	**563**	**Shane Sawczak**	**LHP**	**Palm Beach State (FL) JC**
20	**593**	**Eric Gutierrez**	**1B**	**Texas Tech**
21	**623**	**Luis Pintor**	**SS**	**New Mexico JC**
22	**653**	**Alex Mateo**	**RHP**	**Nova Southeastern (Fla.)**
23	**683**	**Hunter Wells**	**RHP**	**Gonzaga**
24	**713**	**J.J. Gould**	**SS**	**Jacksonville Univ.**
25	**743**	**Mike Garzillo**	**2B**	**Lehigh**
26	**773**	**Gunner Pollman**	**C**	**Sacramento State**
27	**803**	**Parker Bugg**	**LHP**	**LSU**
28	**833**	**Colby Lusignan**	**1B**	**Lander (S.C.)**
29	**863**	**Walker Olis**	**OF**	**Pacific**
30	893	Garrett Suchey	RHP	Wallace State (Ala.) CC
31	**923**	**Preston Guillory**	**RHP**	**Texas Christian**
32	**953**	**Chevis Hoover**	**RHP**	**Tennessee Wesleyan**
33	**983**	**Branden Berry**	**1B**	**Cal State Northridge**
34	**1013**	**Trenton Hill**	**LHP**	**Lee (Tenn.)**
35	**1043**	**Matt Brooks**	**2B**	**Monroe (NY) CC**
36	1073	Matt Popowitz	C	Suffern (NY) HS
37	**1103**	**Zach Daly**	**OF**	**Lander (S.C.)**
38	1133	Dustin Demeter	3B	Dos Pueblos HS, Goleta CA
39	1163	Caleb Scires	OF	Fairfield (TX) HS
40	1193	Evan Douglas	2B	Spokane Falls (Wash.) CC

NEW ORLEANS BABY CAKES

NEW ORLEANS BABY CAKES

Metarie, La.
Shrine on Airline (10,000)

The Baby Cakes (AAA)

Telephone.....(504) 734-5155
Fax.....(504) 734-5118
WWW ..... cakesbaseball.com
Owner/President.....Lou Schwechheimer
Senior VP/GM.....Augosto Rojas
Broadcaster ..... Tim Grubbs
Media Relations.....Dave Sachs
Field Manager.....Arnie Beyeler
Pitching Coach ..... Scott Budner
Hitting Coach.....Kevin Witt
Coach .....Robert Rodriguez

2016 AMERICAN SOUTHERN DIVISION STANDINGS

	W	L	PCT	GB #
Nashville (Oaklland)	83	59	.585	-
Round Rock (Texas)	71	72	.497	12.5
New Orleans (Miami)	**69**	**70**	**.496**	**12.5**
Memphis (St. Louis)	65	77	.458	18.0

2016 PACIFIC COAST COMPOSITE STANDINGS

	W	L	PCT	GB
Nashville (Oakland)	83	59	.585	-
Okla. City (LA Dodgers)	81	60	.574	1.5
Tacoma (Seattle)	81	62	.566	2.5
Reno (Arizona)	76	68	.528	8.0
El Paso (San Diego)	73	70	.510	10.5
Fresno (Houston)	73	70	.510	10.5
Albuquerque (Colorado)	71	72	.497	12.5
Round Rock (Texas)	71	72	.497	12.5
New Orleans (Miami)	**69**	**70**	**.496**	**14.0**
Las Vegas (NY Mets)	70	74	.486	14.0
Col. Springs (Milwaukee)	67	71	.486	14.0
Sacramento (San Francisco)	69	75	.479	15.0
Iowa (Chi Cubs)	67	76	.469	16.5
Memphis (St. Louis)	65	77	.458	18.0
Salt Lake (LA Angels)	63	79	.444	20.0
Omaha (Kansas City)	58	82	.414	24.0

2016 PACIFIC COAST LEAGUE PLAYOFFS — El Paso def. Tacoma (3-1), Okla. City def. Nashville (3-2). El Paso def. Okla. City (3-1)..

2016 New Orleans Team Leaders

(***Minimum 370 PA or 110 IP)

Batting

AVG ..... Tomas Telis (.310)
HR ..... Xavier Scruggs (21)
RBI..... Destin Hood (53)
Runs ..... Xavier Scruggs (69)
Hits ..... Destin Hood (127)
2B ..... Destin Hood (29)
3B ..... Matt Juengel (4)
SB..... Isaac Galloway (31)
Games..... Isaac Galloway (129)

Pitching

Wins.....Dylan Axelrod (9)
Losses ..... Jeremy Guthrie (8)
Saves..... Andre Rienzo (8)
ERA ..... Chris Narveson (3.41)
IP .....Dylan Axelrod (133.1)
SO .....Dylan Axelrod (86)
Games ..... Cody Ege (42)
CG ..... Paul Clemens (2)

New Orleans Zephyrs **2016 Final Individual Hitting Statistics** **W-L Record: 69-70**

BATTER	POS	G	AB	R	H	2B	3B	HR	RBI	TB	BB	SO	SB	CS	OBP	SLG	AVG	OPS	E
Isaac Galloway	CF	129	441	61	112	19	2	10	38	165	33	112	31	10	.312	.374	.254	.686	2
Destin Hood	LF	126	476	61	127	29	3	15	80	207	37	113	11	6	.316	.435	.267	.751	3
Austin Nola	2B	113	372	34	97	23	1	6	44	140	24	56	4	1	.308	.376	.261	.685	11
Matt Juengel	3B	110	392	57	103	25	4	11	53	169	32	76	0	0	.325	.431	.263	.756	12
Robert Andino	2B	108	419	52	112	24	2	13	46	179	30	111	8	1	.319	.427	.267	.746	12
Kenny Wilson	CF	93	310	37	68	14	0	1	20	85	39	75	26	8	.318	.274	.219	.593	3
Xavier Scruggs	OF	93	317	69	92	24	0	21	50	179	58	90	4	2	.408	.565	.290	.973	3
Tomas Telis	C	91	336	46	104	16	3	6	45	144	27	42	4	2	.362	.429	.310	.791	5
Pedro Ciriaco	2B	74	262	18	67	9	0	1	20	79	5	49	10	6	.282	.302	.256	.584	3
Don Kelly	1B	72	202	19	40	2	1	1	19	47	24	40	1	1	.284	.233	.198	.517	2
Elliot Soto	2B	62	158	22	38	4	1	1	12	47	28	36	3	0	.358	.297	.241	.656	4
Cole Figueroa	RF	47	154	19	37	7	2	0	14	48	18	18	3	2	.318	.312	.240	.630	2
Cole Gillespie	RF	37	121	7	23	5	0	1	11	31	14	23	1	0	.279	.256	.190	.536	0
Adrian Nieto	C	37	113	9	22	4	0	1	19	29	15	38	1	0	.287	.257	.195	.543	1
Carlos Corporan	C	37	118	12	23	6	0	4	16	41	5	34	0	0	.246	.347	.195	.593	5
Dan Black	1B	33	84	5	18	1	0	2	8	25	7	25	1	0	.275	.298	.214	.572	0
Brady Shoemaker	LF	27	71	9	17	5	0	3	10	31	10	14	0	1	.333	.437	.239	.770	0
Francisco Arcia	C	18	61	2	13	1	0	0	2	14	2	14	0	0	.262	.230	.213	.491	1
Zach Lutz	3B	16	35	1	3	0	0	0	0	3	7	18	0	0	.256	.086	.086	.342	0
J.T. Riddle	SS	15	56	4	15	2	0	1	2	20	1	9	1	0	.281	.357	.268	.638	1
Dee Gordon	2B	9	35	7	9	1	1	0	2	12	1	5	3	0	.278	.343	.257	.621	2
David Lough	OF	9	30	2	6	2	0	0	1	8	1	5	0	0	.226	.267	.200	.492	0
Garrett Weber	2B	6	16	2	4	0	1	0	0	6	0	6	0	0	.250	.375	.250	.625	0
Justin Bour	1B	5	18	0	2	0	0	0	0	2	1	0	0	0	.158	.111	.111	.269	0
Peter Mooney	SS	2	7	1	2	0	0	0	3	2	1	2	0	0	.375	.286	.286	.661	0
Stephen McGee	C	1	3	1	1	0	0	1	1	4	0	1	0	0	.333	1.333	.333	1.667	0

New Orleans Zephyrs **2016 Final Individual Pitching Statistics** **W-L Record: 69-70**

PITCHER	W	L	ERA	G	GS	CG	SHO	SV	IP	H	R	ER	HR	HB	BB	SO	WHIP	HLD	GF
Dylan Axelrod	9	7	4.19	26	25	1	0	0	133.1	140	65	62	13	1	33	86	1.30	0	1
Justin Nicolino	7	6	4.13	14	14	0	0	0	85.0	87	43	39	10	0	13	49	1.18	0	0
Paul Clemens	6	4	4.30	14	14	2	1	0	75.1	66	38	36	6	3	25	66	1.21	0	0
Jeremy Guthrie	6	8	7.17	17	17	0	0	0	86.2	120	74	69	10	4	33	53	1.77	0	0
Greg Nappo	5	6	4.63	26	1	0	0	0	68.0	69	37	35	10	5	33	60	1.50	3	9
Cody Ege	4	3	4.56	42	0	0	0	5	51.1	48	28	26	2	7	29	46	1.50	5	24
Chris Narveson	4	6	3.41	20	15	0	0	0	89.2	76	36	34	10	1	30	68	1.18	1	1
Asher Wojciechowski	4	5	5.28	18	15	0	0	0	75.0	90	52	44	11	6	37	54	1.69	0	0
Jo-Jo Reyes	3	2	3.43	38	0	0	0	4	60.1	60	23	23	2	2	17	51	1.28	9	8
Eric Jokisch	3	2	4.27	26	5	0	0	1	59.0	70	33	28	5	2	24	37	1.59	5	7
Chris Reed	3	4	3.78	20	9	0	0	0	66.2	54	31	28	9	6	27	54	1.22	1	4
Kendry Flores	3	6	4.53	18	16	0	0	0	91.1	103	51	46	8	6	39	74	1.55	1	0
Jose Urena	3	3	3.17	12	12	0	0	0	48.1	41	18	17	4	5	21	41	1.28	0	0
Jarred Cosart	3	4	4.09	10	10	0	0	0	50.2	55	30	23	8	0	25	30	1.58	0	0
Jake Esch	2	1	5.70	4	4	1	1	0	23.2	26	15	15	2	1	9	14	1.48	0	0
Andre Rienzo	2	1	2.51	27	0	0	0	8	32.1	25	9	9	1	4	18	33	1.33	3	14
Raudel Lazo	2	0	1.78	24	0	0	0	2	30.1	28	10	6	1	2	10	27	1.25	3	11
Hunter Adkins	2	1	6.75	5	1	0	0	0	14.2	13	11	11	2	1	15	10	1.91	0	0
Brian Ellington	1	0	3.12	32	0	0	0	2	34.2	17	12	12	2	2	26	54	1.24	6	11
Craig Breslow	1	3	7.01	17	0	0	0	2	25.2	39	21	20	3	0	13	29	2.03	3	6
Nick Wittgren	1	0	1.42	10	0	0	0	2	12.2	6	2	2	1	0	4	11	0.79	0	8
Kyle Barraclough	1	0	1.50	3	0	0	0	1	6.0	2	1	1	0	0	1	9	0.50	0	1
Nefi Ogando	0	0	3.33	22	0	0	0	2	24.1	18	9	9	2	3	11	19	1.19	5	11
Cody Hall	0	0	6.50	16	0	0	0	1	18.0	25	14	13	2	1	7	14	1.78	0	7
Drew Steckenrider	0	1	5.40	10	0	0	0	7	11.2	11	9	7	1	0	7	15	1.54	0	7
Matt Tomshaw	0	1	2.12	8	0	0	0	0	17.0	15	5	4	3	1	2	16	1.00	1	4
Tyler Kinley	0	2	7.45	8	0	0	0	1	9.2	13	14	8	1	1	9	12	2.28	3	3
Ivan Pineyro	0	2	5.06	5	3	0	0	0	16.0	12	9	9	0	1	10	13	1.38	1	0
Tyler Bremer	0	0	5.25	5	0	0	0	0	12.0	16	7	7	1	2	7	10	1.92	2	1
Austin Brice	0	0	1.04	5	0	0	0	2	8.2	3	1	1	1	0	1	10	0.46	1	3
Dustin McGowan	0	0	0.00	4	0	0	0	2	7.1	1	0	0	0	0	6	7	0.95	1	2
Hunter Cervenka	0	0	0.00	2	0	0	0	1	2.0	1	0	0	0	0	0	4	0.50	1	1
Ryan Chaffee	0	0	12.46	2	0	0	0	0	4.1	8	6	6	2	0	4	2	2.77	0	1
Scott McGough	0	1	13.50	2	0	0	0	0	2.2	6	4	4	0	1	3	1	3.38	0	0
Cory Luebke	0	0	0.00	1	0	0	0	0	1.0	0	0	0	0	0	0	1	0.00	1	0

JUPITER HAMMERHEADS

Jupiter, Fla.
Roger Dean Stadium (7,000)

Hammerheads (A Advanced)

Telephone ..... (561) 775-1818
Fax..... (561) 691-6886
WWW .....www.jupiterhammerheads.com
Owner ..... Jeffery H. Loria
GM.....Jason Cantone
Media..... Jeff Bowe
Field Manager..... Kevin Randel
Pitching Coach ..... Jeremy Powell
Hitting Coach .....Ray Noriega
Coach ..... Jose Ceballos

2016 FSL COMPOSITE STANDINGS

	W	L	PCT	GB
Clearwater (Philadelphia)	82	54	.603	-
Tampa (NY Yankees)	77	58	.570	4.5
Dunedin (Toronto)	76	59	.563	5.5
Daytona (Cincinnati)	76	61	.555	6.5
St. Lucie (NY Mets)	74	61	.548	7.5
Bradenton (Pittsburgh)	70	66	.515	12.0
Fort Myers (Minnesota)	70	68	.507	13.0
Jupiter (Miami)	**68**	**69**	**.496**	**14.5**
Charlotte (Tampa Bay)	64	71	.474	17.5
Lakeland (Detroit)	60	72	.455	20.0
Palm Beach (St. Louis)	58	79	.423	24.5
Brevard County (Milwaukee)	40	97	.292	42.5

2016 FLORIDA STATE LEAGUE PLAYOFFS — Bradenton def. St. Lucie (2-0). Tampa def. Dunedin (2-1). Bradenton def. Tampa (3-1).

FIRST HALF STANDINGS
Florida State League South

	W	L	PCT	GB
Bradenton Marauders	38	30	.559	-
St. Lucie Mets	35	32	.522	2.5
Fort Myers Miracle	34	35	.493	4.5
Charlotte Stone Crabs	33	36	.478	5.5
Palm Beach Cardinals	32	36	.471	6.0
Jupiter Hammerheads	**31**	**37**	**.456**	**7.0**

SECOND HALF STANDINGS
Florida State League South

	W	L	PCT	GB
St. Lucie Mets	39	32	.574	-
Jupiter Hammerheads	**37**	**32**	**.536**	**2.5**
Fort Meyers Miracle	36	33	.522	3.5
Bradenton Marauders	32	36	.471	7.0
Charlotte Stone Crabs	31	35	.470	7.0
Palm Beach Cardinals	26	43	.377	13.5

2016 Jupiter Team Leaders

(***Minimum 378 PA or 115 IP)

Batting

AVG .....Jeremias Pineda (.300)
HR .....Dexter Kjerstad (15)
RBI..... Taylor Ard (73)
Runs ..... John Norwood (68)
Hits ..... John Norwood(127)
2B ..... John Norwood (24)
3B .....Dexter Kjerstad (5)
SB.....Jeremias Pineda (21)
Games ..... Taylor Ard (130)

Pitching

Wins..... Dillon Peters (11)
Losses ..... Jorgan Cavanerio (12)
Saves..... Esmerling De La Rosa (13)
ERA ..... Luis Castillo (2.07)
IP ..... Jorgan Cavanerio (128.1)
SO .....Jeff Brigham (112)
Games .... Esmerling De La Rosa (40)
CG ..... Luis Castillo (1)

Jupiter Hammerheads 2016 Final Individual Hitting Statistics W-L Record: 68-69

BATTERS	POS	G	AB	R	H	2B	3B	HR	RBI	TB	BB	SO	SB	CS	OBP	SLG	AVG	OPS	E
Taylor Ard	1B	130	472	47	111	21	1	14	73	176	41	111	0	1	.303	.373	.235	.676	8
John Norwood	RF	127	469	68	127	24	4	9	50	186	49	116	14	12	.347	.397	.271	.744	8
Dexter Kjerstad	LF	124	462	64	105	17	5	15	55	177	29	132	9	7	.291	.383	.227	.674	4
Brian Schales	2B	109	371	38	72	9	1	0	16	83	40	77	3	1	.284	.224	.194	.508	10
Justin Bohn	SS	98	331	42	75	8	5	3	25	102	26	85	5	3	.288	.308	.227	.596	19
Brad Haynal	1B	92	335	26	84	17	0	3	48	110	23	66	2	3	.304	.328	.251	.632	5
Junior Sosa	CF	83	305	35	79	7	1	0	24	88	39	60	8	2	.345	.289	.259	.633	1
Chris Hoo	C	77	233	19	49	6	0	2	14	61	17	48	0	0	.291	.262	.210	.553	4
Avery Romero	3B	75	269	28	68	13	0	3	27	90	20	39	1	0	.311	.335	.253	.645	18
Jeremias Pineda	CF	65	253	36	76	6	2	0	15	86	32	64	21	4	.381	.340	.300	.721	1
Rehiner Cordova	SS	56	139	22	23	1	0	0	11	24	19	22	1	1	.270	.173	.165	.443	13
Brian Anderson	2B	49	182	27	55	12	2	3	25	80	22	38	3	0	.377	.440	.302	.816	5
Rony Cabrera	SS	46	154	9	32	5	0	0	12	37	9	44	2	1	.252	.240	.208	.492	9
Yuniel Ramirez	OF	33	108	11	20	3	1	2	9	31	4	18	2	4	.212	.287	.185	.499	0
Arturo Rodriguez	C	27	92	3	23	1	0	0	8	24	9	13	0	0	.314	.261	.250	.575	1
Rodrigo Vigil	C	24	84	4	21	2	3	0	8	29	2	12	0	0	.284	.345	.250	.629	1
K.J. Woods	IF	24	84	6	13	1	0	2	7	20	8	34	0	0	.245	.238	.155	.483	1
Ronnie Mitchell	LF	14	53	7	16	2	0	0	6	18	7	7	2	2	.377	.340	.302	.717	0
Garrett Weber	2B	6	20	3	5	0	0	0	2	5	4	3	0	0	.400	.250	.250	.650	0
Sharif Othman	C	5	20	0	1	0	0	0	2	1	0	7	0	0	.050	.050	.050	.100	1
Ryan Aper	CF	5	17	0	1	0	0	0	1	1	0	6	0	0	.059	.059	.059	.118	0
James Roberts	3B	3	10	1	4	0	0	1	4	7	2	1	1	1	.500	.700	.400	1.200	0
Joseph Chavez	SS	3	6	0	1	0	0	0	0	1	3	3	0	0	.444	.167	.167	.611	0

Jupiter Hammerheads 2016 Final Individual Pitching Statistics W-L Record: 68-69

PITCHER	W	L	ERA	G	GS	CG	SHO	SV	IP	H	R	ER	HR	HB	BB	SO	WHIP	HLD
Jorgan Cavanerio	8	12	4.70	26	22	0	0	0	128.1	156	76	67	12	10	21	73	1.38	0
Jeff Brigham	7	8	4.04	27	23	0	0	1	122.2	115	64	55	6	9	47	112	1.32	0
Luis Castillo	8	4	2.07	23	21	1	0	0	117.2	95	29	27	2	3	18	91	0.96	0
Dillon Peters	11	6	2.46	20	20	0	0	0	106.0	102	32	29	2	9	16	89	1.11	0
Michael Mader	7	6	3.50	22	21	0	0	0	103.0	97	43	40	5	8	34	81	1.27	0
James Buckelew	5	2	2.74	31	9	0	0	0	95.1	87	43	29	0	2	30	69	1.23	3
Scott Squier	5	1	3.64	18	7	0	0	0	59.1	63	25	24	2	4	13	41	1.28	2
Esmerling De La Rosa	3	4	3.59	40	0	0	0	13	57.2	57	25	23	2	4	23	55	1.39	1
Jose Adames	1	5	6.00	36	0	0	0	7	48.0	51	33	32	2	4	27	43	1.63	1
Ben Holmes	2	2	1.00	19	1	0	0	2	45.0	34	7	5	0	1	12	36	1.02	2
Juancito Martinez	0	4	4.63	26	0	0	0	0	35.0	37	20	18	5	4	17	22	1.54	2
Kyle Fischer	2	0	2.83	18	0	0	0	4	28.2	22	9	9	0	0	9	17	1.08	3
Andy Beltre	0	1	2.00	19	0	0	0	4	27.0	15	9	6	0	2	11	31	0.96	2
Jose Velez	0	2	3.79	14	0	0	0	2	19.0	16	8	8	1	0	13	22	1.53	2
Scott Lyman	1	0	0.00	11	0	0	0	1	18.2	13	0	0	0	4	6	6	1.02	3
Hunter Adkins	0	0	3.12	5	2	0	0	0	17.1	15	6	6	0	1	4	16	1.10	1
Jose Quijada	2	2	4.41	9	0	0	0	0	16.1	13	8	8	1	0	3	25	0.98	1
Travis Ballew	0	3	7.88	13	0	0	0	2	16.0	22	16	14	1	1	2	18	1.50	1
Chris Mazza	1	0	1.20	7	0	0	0	0	15.0	12	3	2	1	6	2	8	0.93	2
Tim Berry	1	0	2.08	5	1	0	0	0	13.0	6	3	3	1	2	3	7	0.69	0
Drew Steckenrider	0	0	0.00	6	0	0	0	1	10.0	2	0	0	0	0	2	17	0.40	0
Steven Farnworth	1	0	3.60	5	0	0	0	2	10.0	10	4	4	2	0	3	5	1.30	0
Ryan Reid	0	0	1.04	6	0	0	0	4	8.2	6	1	1	0	1	2	4	0.92	1
Raudel Lazo	0	1	5.40	8	2	0	0	0	8.1	9	5	5	1	0	1	9	1.20	1
Matt Ramsey	1	1	1.17	5	0	0	0	1	7.2	4	1	1	0	0	3	8	0.91	0
Jarlin Garcia	0	0	1.29	5	0	0	0	0	7.0	4	1	1	1	0	1	5	0.71	3
Victor Araujo	0	1	9.00	4	0	0	0	0	6.0	10	9	6	1	0	2	4	2.00	0
Cecil Tanner	0	0	15.88	5	0	0	0	0	5.2	7	11	10	0	2	14	3	3.71	0
Jarred Cosart	0	0	3.60	1	1	0	0	0	5.0	5	2	2	0	0	1	3	1.20	0
Kendry Flores	0	0	0.00	1	1	0	0	0	5.0	2	0	0	0	0	0	2	0.40	0
Chris Sadberry	0	0	6.75	3	0	0	0	0	4.0	5	3	3	0	1	3	3	2.00	1
Preston Guillory	0	1	2.25	2	0	0	0	0	4.0	2	1	1	0	0	4	3	1.50	1
Edwin Jackson	0	1	6.75	2	2	0	0	0	4.0	5	3	3	0	0	1	3	1.50	0
Mike Dunn	0	0	0.00	3	2	0	0	0	3.0	2	0	0	0	0	0	5	0.67	0
Nefi Ogando	0	1	9.00	3	1	0	0	0	3.0	4	3	3	1	0	1	3	1.67	0

GREENSBORO GRASSHOPPERS

Greensboro, N.C.
NewBridge Bank Park (7,599)

Grasshoppers (Class A)

Telephone.....(336) 268-2255
Fax.....(336) 273-7350
WWW .....www.gsohoppers.com
President/GM.....Donald Moore
Broadcasting.....Andy Durham
Media Relations.....Katie Dannemiller
Field Manager.....Todd Pratt
Pitching Coach .....Mark DiFelice
Hitting Coach.....Frank Moore
Coach .....Danny Black

2016 SALLY LEAGUE COMPOSITE STANDINGS

	W	L	PCT	GB
Hagerstown (Washington)	83	57	.593	-
Augusta (San Francisco)	76	63	.547	6.5
Charleston (NY Yankees)	76	63	.547	6.5
Lakewood (Philadelphia)	74	65	.532	8.5
Hickory (Texas)	74	66	.529	9.0
Delmarva (Baltimore)	73	66	.525	9.5
West Virginia (Pittsburgh)	71	68	.511	11.5
Greenville (Boston)	70	69	.504	12.5
Rome (Atlanta)	70	69	.504	12.5
Columbia (NY Mets)	67	73	.479	16.0
Asheville (Colorado)	66	72	.478	16.0
Greensboro (Miami)	**65**	**75**	**.464**	**18.0**
Kannapolis (Chi White Sox)	58	82	.414	25.0
Lexington (Kansas City)	52	87	.374	30.5

PLAYOFFS — Lakewood def. Hagerstown (2-0). Rome def. Charleston (2-1). Rome def. Lakewood (3-1).

FIRST HALF

SAL League Northern

	W	L	PCT	GB
Hagerstown Suns	43	27	.614	-
Delmarva Shorebirds	42	27	.609	0.5
Greensboro Grasshoppers	**38**	**32**	**.543**	**5.0**
Hickory Crawdads	38	32	.543	5.0
West Virginia Power	35	34	.507	7.5
Lakewood Blue Claws	29	40	.420	13.5
Kannapolis Intimidators	24	46	.343	19.0

SECOND HALF

SAL League Northern

	W	L	PCT	GB
Lakewood BlueClaws	45	25	.643	-
Hagerstown Suns	40	30	.571	5.0
Hickory Crawdads	36	34	.514	9.0
West Virginia Power	36	34	.514	9.0
Kannapolis Intimidators	34	36	.486	11.0
Delmarva Shorebirds	31	39	.443	14.0
Greensboro Grasshoppers	**27**	**43**	**.386**	**18.0**

2016 Greensboro Team Leaders

(***Minimum 370 PA or 115 IP)

Batting

AVG ..... Roy Morales (.288)
HR ..... Naylor/Soto/Blanton (9)
RBI..... Angel Reyes (55)
Runs ..... Anfernee Seymour (72)
Hits ..... Anfernee Seymour (126)
2B ..... Isael Soto (24)
3B ..... Isael Soto (5)
SB..... Anfernee Seymour (43)
Games..... Anfernee Seymour (125)

Pitching

Wins.....Chuck Weaver (9)
Losses ..... Ben Meyer (11)
Saves.....C.J. Robinson (22)
ERA .....Cody Poteet (2.91)
IP .....Cody Poteet (117.1)
SO .....Cody Poteet (106)
Games.....C.J. Robinson (40)
CG ..... None

Greensboro Grasshoppers 2016 Final Individual Hitting Statistics W-L Record: 65-75

BATTER	POS	G	AB	R	H	2B	3B	HR	RBI	TB	BB	SO	SB	CS	OBP	SLG	AVG	OPS	E
Anfernee Seymour	OF	125	491	72	126	14	3	1	31	149	26	118	43	13	.296	.303	.257	.599	33
Angel Reyes	DH	122	445	51	112	22	2	6	55	156	36	97	1	2	.310	.351	.252	.661	8
Isael Soto	RF	113	401	51	99	24	5	9	38	160	43	115	3	0	.320	.399	.247	.719	5
Zach Sullivan	CF	111	381	38	86	21	3	3	37	122	25	117	9	10	.280	.320	.226	.600	4
Kyle Barrett	LF	101	354	39	100	10	3	2	32	122	25	67	17	5	.333	.345	.282	.678	3
Justin Twine	2B	99	353	42	88	17	2	3	33	118	19	116	8	6	.308	.334	.249	.643	7
Aaron Blanton	3B	95	309	34	63	18	0	9	41	108	30	89	6	6	.282	.350	.204	.631	16
Josh Naylor	1B	89	342	42	92	24	2	9	54	147	22	62	10	3	.317	.430	.269	.747	11
Giovanny Alfonzo	SS	65	207	12	46	6	1	2	14	60	12	50	3	3	.269	.290	.222	.559	15
Roy Morales	C	60	205	26	59	8	0	1	21	70	22	23	2	0	.374	.341	.288	.716	4
Casey Soltis	LF	52	153	15	29	5	1	1	10	39	23	67	4	4	.299	.255	.190	.554	0
Stone Garrett	LF	52	197	21	42	9	2	6	16	73	11	71	1	2	.265	.371	.213	.636	3
John Silviano	C	44	156	17	33	13	0	8	19	70	13	57	0	0	.281	.449	.212	.729	7
K.J. Woods	LF	40	135	17	35	6	1	6	18	61	26	50	0	0	.384	.452	.259	.836	
Rony Cabrera	3B	27	98	5	18	3	1	0	12	23	6	23	1	1	.231	.235	.184	.465	8
Korey Dunbar	C	22	69	6	13	0	0	1	5	16	12	32	0	0	.305	.232	.188	.537	3
Taylor Munden	SS	21	73	8	12	3	0	1	5	18	3	21	0	0	.218	.247	.164	.465	4
Kris Goodman	OF	20	52	4	8	0	0	0	1	8	7	15	2	0	.267	.154	.154	.421	6
Alex Fernandez Jr.	2B	16	57	7	12	2	1	0	2	16	8	19	4	0	.328	.281	.211	.609	1
Gunner Pollman	C	12	35	1	4	0	0	1	3	7	0	20	0	0	.139	.200	.114	.339	1
Mason Davis	2B	11	37	1	9	3	0	0	1	12	4	6	0	3	.317	.324	.243	.641	1
J.J. Gould	3B	11	39	4	6	0	0	3	7	15	2	19	0	0	.214	.385	.154	.599	1
Arturo Rodriguez	C	10	35	4	8	2	0	2	7	16	2	5	0	1	.289	.457	.229	.747	1
Maxx Tissenbaum	C	9	32	4	7	0	0	1	7	10	3	4	0	0	.286	.313	.219	.598	1
Jhonny Santos	OF	7	24	1	3	0	0	0	1	3	3	5	1	0	.222	.125	.125	.347	0
Rodrigo Vigil	C	6	20	2	7	3	0	0	0	10	1	0	0	0	.381	.500	.350	.881	0
Joseph Chavez	SS	4	16	2	3	1	0	0	0	4	0	7	0	0	.235	.250	.188	.485	0

Greensboro Grasshoppers 2016 Final Individual Pitching Statistics W-L Record: 65-75

PITCHER	W	L	ERA	G	GS	CG	SHO	SV	IP	H	R	ER	HR	HB	BB	SO	WHIP	HLD	GF
Cody Poteet	4	9	2.91	24	24	0	0	0	117.1	108	53	38	5	12	44	106	1.30	0	0
Ben Meyer	4	11	3.62	33	10	0	0	1	97.0	93	45	39	11	11	21	94	1.18	0	12
Steven Farnworth	5	5	3.39	26	16	0	0	3	95.2	88	40	36	12	3	19	54	1.12	0	8
Chuck Weaver	9	5	3.02	17	14	0	0	0	83.1	77	37	28	7	7	10	72	1.04	0	1
LJ Brewster	4	7	5.26	29	12	0	0	0	78.2	101	61	46	5	6	33	44	1.70	2	2
Justin Jacome	1	5	3.72	21	16	0	0	0	72.2	69	35	30	5	5	36	47	1.44	1	0
Jeff Kinley	5	2	2.77	32	0	0	0	0	55.1	39	17	17	5	2	27	49	1.19	4	11
C.J. Robinson	2	1	2.55	40	0	0	0	22	49.1	34	15	14	6	2	15	49	0.99	1	36
Trey Lambert	2	0	2.44	24	0	0	0	1	48.0	52	15	13	4	3	5	35	1.19	5	9
Gabriel Castellanos	3	1	3.78	12	10	0	0	0	47.2	53	28	20	4	3	25	45	1.64	0	0
Ben Holmes	5	0	1.36	16	0	0	0	2	46.1	24	8	7	4	1	20	43	0.95	2	7
Kyle Keller	3	2	3.35	29	0	0	0	1	45.2	40	19	17	4	3	13	57	1.16	3	13
Trevor Richards	2	3	2.68	8	8	0	0	0	43.2	29	17	13	3	6	14	38	0.98	0	0
Ryley MacEachern	2	1	4.19	20	0	0	0	0	34.1	32	20	16	3	4	13	30	1.31	2	2
Jose Quijada	3	0	1.32	19	0	0	0	2	34.0	17	5	5	1	2	7	44	0.71	2	8
Jordan Holloway	2	4	6.16	8	8	0	0	0	30.2	31	23	21	8	3	15	24	1.50	0	0
Marcus Crescentini	2	3	1.48	20	0	0	0	4	30.1	21	7	5	2	1	12	47	1.09	1	12
Scott Squier	1	1	2.12	14	0	0	0	5	29.2	23	9	7	1	0	8	28	1.04	0	10
Chris Paddack	2	0	0.95	6	6	0	0	0	28.1	9	3	3	2	3	2	48	0.39	0	0
Kevin Guzman	1	4	3.90	7	5	0	0	0	27.2	22	18	12	1	6	8	28	1.08	0	1
Isaac Gil	1	3	4.15	11	2	0	0	0	26.0	29	15	12	0	3	7	17	1.38	1	1
Andy Beltre	0	0	1.37	13	0	0	0	1	19.2	15	3	3	1	1	5	23	1.02	1	6
Nestor Bautista	0	2	6.48	7	0	0	0	0	16.2	19	14	12	3	2	7	7	1.56	0	0
Brett Lilek	0	1	5.06	7	5	0	0	0	16.0	19	11	9	1	3	16	13	2.19	1	0
Parker Bugg	1	0	3.77	8	0	0	0	0	14.1	10	6	6	0	1	5	11	1.05	1	2
Connor Bach	0	1	6.28	6	0	0	0	0	14.1	8	11	10	1	1	16	17	1.67	1	2
Joel Effertz	0	1	7.50	6	2	0	0	0	12.0	22	10	10	2	0	5	7	2.25	0	0
Alejando Mateo	0	0	4.50	4	0	0	0	0	8.0	6	4	4	0	0	4	4	1.25	0	1
Jordan Hillyer	0	1	8.59	5	0	0	0	0	7.1	6	7	7	2	1	6	11	1.64	0	1
Ryan Newell	0	2	3.60	2	2	0	0	0	5.0	5	2	2	1	0	1	4	1.20	0	0
Michael King	0	0	0.00	1	0	0	0	0	4.1	4	2	0	0	0	1	2	1.15	0	0
Giovanny Alfonzo	1	0	4.50	2	0	0	0	1	2.0	2	1	1	0	1	1	1	1.50	0	2
Shane Sawczak	0	1	22.50	2	0	0	0	0	2.0	6	5	5	0	0	4	1	5.00	0	1
Victor Delgado	0	0	0.00	1	0	0	0	0	2.0	2	0	0	0	0	0	1	1.00	0	0
Aaron Blanton	1	0	0.00	1	0	0	0	0	1.1	0	0	0	0	0	0	0	0.00	0	0
Trenton Hill	1	0	36.00	1	0	0	0	0	1.0	2	4	4	1	2	0	2	2.00	0	0

BATAVIA MUCKDOGSS

BATAVIA, N.Y.
DWYER STADIUM

The Muckdogs (Short Sea. A)

Telephone.....(585) 343-5454
Fax.....(585) 343-5620
WWW ..... www.muckdogs.com
Email..... tsick@muckdogs.com
Chairman/COO.....Naomi Silver
General Manager.....Travis Sick
Broadcasting/Media..... To Be Announced
Field Manager..... Mike Jacobs
Pitching Coach .....Jason Erickson
Hitting Coach.....Rigoberto Silverio
Coach .....T.J. Gamba

2016 NEW YORK-PENN LEAGUE COMPOSITE STANDINGS

	W	L	PCT	GB
State College (St. Louis)	50	26	.658	-
Hudson Valley (Tampa Bay)	47	27	.635	2.0
Lowell (Boston)	47	29	.618	3.0
Staten Island (NY Yankees)	44	31	.587	5.5
Connecticut (Detroit)	41	35	.539	9.0
Williamsport (Philadelphia)	39	36	.520	10.5
Tri-City (Houston)	38	38	.500	12.0
West Virginia (Pittsburgh)	38	38	.500	12.0
Mahoning Valley (Cleveland)	37	38	.493	12.5
Brooklyn (NY Mets)	37	39	.487	13.0
Aberdeen (Baltimore)	32	43	.427	17.5
Auburn (Washington)	28	47	.373	21.5
Vermont (Oakland)	28	48	.368	22.0
Batavia (Miami)	**22**	**53**	**.293**	**27.5**

PLAYOFFS: State College def. Staten Island (2-1). Hudson Valley def. Lowell (2-0). State College def. Hudson Valley (2-0).

New York-Penn League Pinckney

	W	L	PCT	GB
State College Spikes	50	26	.658	-
Williamsport Crosscutters	39	36	.520	10.5
West Virginia Black Bears	38	38	.500	12.0
Mahoning Valley Scrappers	37	38	.493	12.5
Auburn Doubledays	28	47	.373	21.5
Batavia Muckdogs	22	53	.293	27.5

2016 Muckdogs Team Leaders

(***Minimum 205 PA or 35 IP)

Batting

AVG ..... Aaron Knapp (.253)
HR ..... J.J. Gould (6)
RBI..... Eric Gutierrez (34)
Runs ..... Aaron Knapp (31)
Hits ..... Aaron Knapp (55)
2B ..... J.J. Gould (15)
3B ..... White/Lopez (3)
SB..... Aaron Knapp (19)
Games .....Samuel Castro (66)

Pitching

Wins..... Trenton Hill (3)
Losses .....Jose Diaz (7)
Saves..... Parker Bugg (4)
ERA .....Shane Sawczak (1.93)
IP .....Sam Perez (48.1)
SO .....Reilly Hovis (39)
Games ..... Ty Provencher (22)
CG ..... None

Miami Minor League System - A-

Batavia Muckdogs — **2016 Final Individual Hitting Statistics** — **W-L Record: 22-53**

BATTER	POS	G	AB	R	H	2B	3B	HR	RBI	TB	BB	SO	SB	CS	OBP	SLG	AVG	OPS	E
Brad Haynal	C	68	248	30	68	21	0	4	34	101	30	51	0	0	.362	.407	.274	.770	8
Samuel Castro	SS	66	217	20	39	4	1	1	17	48	20	51	3	4	.253	.221	.180	.474	28
Aaron Knapp	RF	60	217	31	55	7	2	1	21	69	25	56	19	7	.339	.318	.253	.657	3
Corey Bird	CF	58	219	26	52	6	0	0	18	58	18	30	16	6	.302	.265	.237	.566	2
Eric Gutierrez	1B	54	202	18	44	12	1	5	34	73	16	46	2	0	.300	.361	.218	.661	6
J.J. Gould	SS	53	199	22	48	15	0	6	20	81	18	55	1	3	.323	.407	.241	.730	13
Jhonny Santos	RF	52	192	23	39	8	0	2	9	53	19	43	6	1	.276	.276	.203	.552	3
Isaiah White	LF	51	173	23	37	6	3	1	17	52	22	60	5	4	.306	.301	.214	.607	1
Javier Lopez	3B	45	145	13	32	4	3	0	12	42	10	27	3	1	.278	.290	.221	.568	6
Mike Garzillo	2B	40	132	17	25	5	1	0	10	32	17	54	2	0	.287	.242	.189	.529	8
Pablo Garcia	C	39	136	12	31	8	0	0	23	39	10	19	0	0	.275	.287	.228	.562	5
Walker Olis	LF	26	97	11	24	3	2	0	5	31	10	22	9	2	.327	.320	.247	.647	4
Jarett Rindfleisch	C	24	73	9	16	7	0	1	9	26	11	12	0	0	.367	.356	.219	.723	1
Kris Goodman	OF	22	78	9	20	3	0	0	3	23	11	19	2	2	.348	.295	.256	.643	2
Branden Berry	DH	21	75	7	17	4	0	2	6	27	4	14	0	0	.301	.360	.227	.661	1
Alex Jones	C	17	55	5	17	4	0	0	5	21	5	11	0	0	.367	.382	.309	.748	1
Rony Cabrera	3B	15	52	5	16	1	0	0	2	17	3	8	1	1	.357	.327	.308	.684	3
Joseph Chavez	SS	11	36	3	5	0	0	0	4	5	5	15	0	0	.262	.139	.139	.401	2
Colby Lusignan	1B	9	33	3	3	1	0	0	6	4	6	19	0	0	.231	.121	.091	.352	0
Garvis Lara	SS	9	31	2	2	0	0	0	1	2	3	11	0	0	.147	.065	.065	.212	3
Sutton Whiting	2B	6	21	3	3	0	0	1	2	6	2	6	1	1	.217	.286	.143	.503	4
David Gauntt	C	6	20	1	2	1	0	0	0	3	3	7	0	0	.250	.150	.100	.400	0
Alex Fernandez Jr.	OF	5	18	0	2	1	0	0	1	3	1	7	0	1	.158	.167	.111	.325	1

Batavia Muckdogs — **2016 Final Individual Pitching Statistics** — **W-L Record: 22-53**

PITCHER	W	L	ERA	G	GS	CG	SHO	SV	IP	H	R	ER	HR	HB	BB	SO	WHIP	HLD	
Sam Perez	1	1	3.54	16	8	0	0	0	48.1	41	20	19	4	5	15	36	1.16	0	5
Travis Neubeck	2	5	3.78	16	10	0	0	0	47.2	48	32	20	0	3	18	29	1.38	1	1
Reilly Hovis	2	4	5.36	17	7	0	0	0	47.0	56	30	28	4	2	11	39	1.43	0	5
Jose Diaz	0	7	6.51	15	12	0	0	0	47.0	49	36	34	3	8	22	24	1.51	0	2
Ryan McKay	1	4	5.31	11	11	0	0	0	39.0	42	33	23	4	6	21	26	1.62	0	0
Shane Sawczak	1	1	1.93	17	1	0	0	0	32.2	23	7	7	3	4	13	26	1.10	4	2
Dustin Beggs	2	3	5.23	16	3	0	0	0	31.0	42	20	18	2	1	5	20	1.52	0	8
Javier Garcia	0	4	4.20	14	3	0	0	0	30.0	32	18	14	4	2	18	13	1.67	0	1
Trenton Hill	3	1	2.05	17	0	0	0	0	26.1	17	7	6	0	1	16	25	1.25	4	4
Michael Mertz	1	2	4.44	10	5	0	0	0	24.1	24	13	12	0	2	18	11	1.73	0	0
Chad Smith	1	2	8.25	15	0	0	0	0	24.0	41	32	22	3	3	12	20	2.21	0	1
Alejando Mateo	2	2	3.91	10	0	0	0	0	23.0	28	11	10	2	1	4	24	1.39	0	3
Dylan Lee	0	1	2.35	9	6	0	0	1	23.0	18	9	6	0	2	7	7	1.09	0	1
Ty Provencher	0	0	6.85	22	0	0	0	1	22.1	35	21	17	2	5	6	15	1.84	2	7
Brent Wheatley	0	3	8.59	15	0	0	0	1	22.0	31	25	21	1	3	11	14	1.91	0	5
Michael King	2	2	3.38	10	1	0	0	1	21.1	22	8	8	0	1	6	15	1.31	0	7
Parker Bugg	0	0	3.66	11	0	0	0	4	19.2	13	8	8	0	1	3	16	0.81	0	7
Jordan Holloway	0	3	6.23	5	5	0	0	0	17.1	21	17	12	0	0	13	17	1.96	0	0
Chevis Hoover	0	0	2.45	7	0	0	0	0	11.0	11	3	3	0	0	5	10	1.45	0	0
Trevor Richards	0	0	1.69	3	1	0	0	0	10.2	9	5	2	1	0	2	15	1.03	0	0
Hunter Wells	2	0	6.30	6	0	0	0	1	10.0	13	7	7	0	0	5	5	1.80	0	2
Connor Bach	0	2	9.31	5	0	0	0	0	9.2	12	10	10	0	5	11	7	2.38	0	0
Humberto Mejia	1	2	4.82	3	2	0	0	0	9.1	10	6	5	1	2	2	15	1.29	0	0
Aneury Osoria	0	0	7.56	5	0	0	0	0	8.1	13	9	7	0	2	10	3	2.76	0	0
Joel Effertz	0	0	7.36	5	0	0	0	0	7.1	7	6	6	2	0	5	3	1.64	0	0
Justin Langley	0	1	10.50	4	0	0	0	0	6.0	9	9	7	0	0	6	6	2.50	0	0
Jordan Hillyer	0	1	4.76	4	0	0	0	0	5.2	4	3	3	1	0	1	8	0.88	0	3
Victor Delgado	0	1	15.19	5	0	0	0	2	5.1	13	11	9	0	2	5	3	3.38	0	3
Marcus Crescentini	0	0	2.25	4	0	0	0	0	4.0	3	1	1	0	0	2	5	1.25	0	3
Ryley MacEachern	0	0	0.00	3	0	0	0	0	3.2	1	0	0	0	0	3	0	1.09	0	3

Miami Minor League System - R

GCL Marlins — **2016 Final Individual Hitting Statistics** — **W-L Record: 24-31**

BATTERS	POS	G	AB	R	H	2B	3B	HR	RBI	TB	BB	SO	SB	CS	OBP	SLG	AVG	OPS	E
James Nelson	3B	43	162	26	46	10	0	1	24	59	14	30	7	3	.344	.364	.284	.709	12
Marcos Rivera	SS	43	123	17	25	3	1	0	7	30	19	41	2	1	.315	.244	.203	.559	9
Mathew Brooks	DH	42	142	24	28	4	0	0	12	32	18	45	2	2	.299	.225	.197	.524	4
Sean Reynolds	RF	42	148	17	23	2	2	0	11	29	22	64	3	3	.262	.196	.155	.458	1
Sleyter Soto	RF	33	98	9	27	2	1	0	11	31	4	12	0	1	.311	.316	.276	.628	2
Terry Bennett	LF	33	110	14	23	3	1	2	10	34	7	31	3	2	.267	.309	.209	.576	3
David Gauntt	C	32	93	7	15	4	1	2	8	27	14	37	0	0	.310	.290	.161	.600	1
Colby Lusignan	1B	31	113	15	36	9	1	2	17	53	20	35	1	2	.422	.469	.319	.891	2
Luis Pintor	2B	31	109	11	28	5	0	0	12	33	13	19	7	1	.344	.303	.257	.647	3
Yefry Reyes	2B	29	89	8	14	2	0	0	9	16	9	9	0	3	.230	.180	.157	.410	3
Walker Olis	OF	28	102	17	25	3	2	0	11	32	15	13	9	2	.361	.314	.245	.674	0
Zachary Daly	CF	28	109	14	20	4	3	2	14	36	8	31	7	2	.239	.330	.183	.570	0
J.C. Millan	2B	24	79	9	14	2	1	0	8	18	5	9	2	1	.250	.228	.177	.478	3
Branden Berry	1B	22	80	11	25	5	0	2	19	36	9	10	2	2	.402	.450	.313	.852	1
Thomas Jones	CF	19	64	11	15	3	1	0	6	20	11	20	6	2	.380	.313	.234	.692	2
Gunner Pollman	C	14	32	4	8	1	0	0	7	9	6	10	0	0	.400	.281	.250	.681	0
Matthew Foley	C	13	31	7	8	0	0	0	2	8	5	9	0	1	.385	.258	.258	.643	0
Mike Garzillo	2B	9	32	4	10	1	1	0	2	13	5	7	1	2	.421	.406	.313	.827	2
Jarett Rindfleisch	C	5	16	3	5	2	0	0	2	7	3	3	1	0	.421	.438	.313	.859	2
Mason Davis	2B	4	8	1	3	1	1	0	0	6	1	1	0	1	.444	.750	.375	1.194	1
Justin Cohen	DH	4	15	2	4	1	0	0	1	5	2	6	0	1	.353	.333	.267	.686	
Rodrigo Vigil	C	4	11	1	2	1	0	0	0	3	1	2	0	0	.308	.273	.182	.580	0
Juan Gomes	C	3	5	2	1	0	0	0	1	1	0	1	0	0	.286	.200	.200	.486	0
Stone Garrett	RF	3	7	1	1	0	0	0	0	1	2	3	1	0	.333	.143	.143	.476	0
James Lovett	DH	3	12	0	0	0	0	0	0	0	1	2	0	0	.077	.000	.000	.077	0
Eric Gutierrez	1B	1	5	2	3	1	0	1	3	7	0	0	0	0	.600	1.400	.600	2.000	
Welbin Bautista	C	1	1	0	0	0	0	0	0	0	0	0	0	0	.000	.000	.000	.000	0

GCL Marlins — **2016 Final Individual Pitching Statistics** — **W-L Record: 24-31**

Player	W	L	ERA	G	GS	CG	SHO	SV	IP	H	R	ER	HR	HB	BB	SO	WHIP	HLD	GF
Edward Cabrera	2	6	4.21	11	7	0	0	0	47.0	54	24	22	1	2	10	28	1.36	0	0
Alberto Guerrero	4	3	2.63	11	4	0	0	0	41.0	32	14	12	1	1	18	32	1.22	1	1
Humberto Mejia	3	3	2.45	10	2	0	0	0	40.1	38	15	11	1	2	8	34	1.14	1	1
Eliezer Cuello	1	1	2.65	11	4	0	0	0	37.1	36	13	11	0	2	13	30	1.31	2	1
Manuel Rodriguez	1	2	5.80	12	4	0	0	1	35.2	42	24	23	0	1	13	23	1.54	1	2
Jeremy Ovalle	1	0	1.27	11	2	0	0	2	28.1	18	5	4	1	1	9	19	0.95	0	3
RJ Peace	0	2	2.60	11	0	0	0	1	27.2	22	10	8	4	2	6	17	1.01	1	4
Aneury Osoria	1	2	2.95	12	0	0	0	0	21.1	16	11	7	0	2	8	21	1.13	1	6
Luis Mojica	0	1	2.70	13	0	0	0	0	20.0	20	7	6	1	2	7	13	1.35	1	4
Geral Silva	2	1	1.96	12	0	0	0	0	18.1	9	5	4	0	3	2	15	0.60	0	7
Obed Diaz	0	2	5.40	12	0	0	0	0	16.2	19	10	10	0	3	5	12	1.44	1	6
Galvi Moscat	1	0	4.32	13	0	0	0	0	16.2	24	8	8	2	0	2	7	1.56	0	4
Preston Guillory	0	0	0.68	7	0	0	0	3	13.1	7	1	1	1	1	1	15	0.60	0	5
Chris Sadberry	2	0	0.82	8	2	0	0	0	11.0	5	1	1	0	1	1	10	0.55	0	0
Ryan McKay	0	1	3.72	4	1	0	0	0	9.2	15	8	4	1	0	2	7	1.76	0	2
Ryan Newell	0	0	0.00	6	4	0	0	0	9.0	5	3	0	0	0	4	11	1.00	0	0
Andre Rienzo	1	0	0.00	5	3	0	0	0	6.0	3	0	0	0	0	0	9	0.50	0	0
Joel Effertz	0	1	1.50	5	2	0	0	0	6.0	4	1	1	0	1	2	5	1.00	1	0
Dylan Lee	0	0	3.00	4	0	0	0	0	6.0	3	2	2	0	0	2	6	0.83	0	0
Matt Ramsey	0	0	3.00	5	4	0	0	0	6.0	3	2	2	0	0	1	9	0.67	0	0
Colby Suggs	0	0	6.35	6	2	0	0	0	5.2	4	4	4	0	1	6	3	1.76	1	0
Chris Mazza	1	1	0.00	4	3	0	0	0	5.0	2	1	0	0	0	0	3	0.40	0	0
Bryan Morris	0	1	5.40	3	3	0	0	0	5.0	7	3	3	1	0	0	3	1.40	0	0
Michael King	1	1	10.80	4	0	0	0	0	5.0	11	6	6	0	0	2	3	2.60	0	1
Kyle Fischer	0	0	0.00	4	0	0	0	1	5.0	1	1	0	0	2	0	4	0.20	1	1
Victor Delgado	1	1	5.79	5	1	0	0	0	4.2	8	5	3	1	0	1	3	1.93	2	0
Remey Reed	1	0	5.79	3	0	0	0	0	4.2	7	3	3	1	0	1	2	1.71	0	0
Jarlin Garcia	0	0	0.00	3	3	0	0	0	4.0	1	0	0	0	0	0	6	0.25	0	0
Michael Mertz	0	0	0.00	3	0	0	0	0	4.0	1	0	0	0	0	0	4	0.25	1	1
Javier Garcia	1	0	0.00	1	0	0	0	0	4.0	4	0	0	0	1	1	0	1.25	0	0
Hunter Wells	0	0	0.00	4	0	0	0	0	4.0	2	0	0	0	0	0	2	0.50	0	2
Alejando Mateo	0	1	5.40	3	0	0	0	0	3.1	4	2	2	0	0	1	5	1.50	0	2
Brent Wheatley	0	0	0.00	2	0	0	0	0	3.0	1	0	0	0	0	1	5	0.67	0	0
Jarred Cosart	0	1	6.00	1	1	0	0	0	3.0	5	2	2	0	0	0	1	1.67	0	0
Ivan Pineyro	0	0	0.00	3	3	0	0	0	3.0	3	0	0	0	0	0	5	1.00	0	0
Chad Smith	0	0	7.71	3	0	0	0	0	2.1	3	4	2	0	2	0	3	1.29	0	2
Nick Williams	0	0	36.00	2	0	0	0	0	1.0	5	4	4	0	0	2	0	7.00	1	0
Dustin Beggs	0	0	9.00	1	0	0	0	0	1.0	2	1	1	0	0	0	0	2.00	0	0

Miami Minor League System - R

DSL Marlins — **2016 Final Individual Hitting Statistics** — **W-L Record: 10-56**

BATTERS	POS	G	AB	R	H	2B	3B	HR	RBI	TB	BB	SO	SB	CS	OBP	SLG	AVG	OPS	E
Rosandel Reyna	CF	26	96	15	31	2	5	0	11	43	12	19	6	7	.402	.448	.323	.850	8
Diego Brito	3B	21	70	11	18	3	0	0	5	21	10	18	2	1	.381	.300	.257	.681	8
Felix Arosemena	2B	54	191	14	49	4	0	1	23	56	23	18	4	5	.339	.293	.257	.633	11
Gerardo Nunez	SS	7	24	1	6	0	0	0	2	6	2	7	1	2	.308	.250	.250	.558	4
Welbin Bautista	C	33	111	6	26	2	0	0	5	28	8	23	1	1	.298	.252	.234	.550	11
Jhon Garcia	1B	44	136	19	31	7	1	0	13	40	25	35	2	4	.356	.294	.228	.650	1
Albert Guaimaro	C	42	160	12	36	12	1	1	22	53	12	24	6	4	.282	.331	.225	.613	3
Jose Vilera	LF	28	99	11	22	3	0	0	11	25	5	29	5	0	.274	.253	.222	.526	2
Yeral Encarnacion	RF	14	55	6	12	2	1	1	7	19	1	11	0	0	.232	.345	.218	.578	2
Andres Villalobos	3B	23	68	3	14	1	0	0	3	15	8	8	1	1	.299	.221	.206	.519	1
Anderson Castro	RF	48	179	13	35	4	0	0	12	39	2	44	4	3	.234	.218	.196	.452	4
Ezequiel Alfonzo	3B	42	140	10	27	3	0	0	10	30	10	21	2	1	.261	.214	.193	.476	20
Ronal Reynoso	SS	55	175	26	33	5	1	0	8	40	31	67	5	5	.314	.229	.189	.543	32
Wiklerman Rasquin	CF	44	142	13	26	7	2	0	6	37	17	36	4	3	.273	.261	.183	.534	1
David Sacaria	DH	25	86	7	15	4	1	1	10	24	10	36	1	1	.287	.279	.174	.566	8
Enmanuel Rodriguez	LF	37	103	6	17	3	0	0	9	20	11	38	0	0	.252	.194	.165	.446	7
Luis Arcaya	C	33	102	5	16	4	0	0	8	20	12	25	1	0	.243	.196	.157	.440	10
Mario Prenza	RF	32	110	12	15	4	0	1	5	22	11	48	1	0	.211	.200	.136	.411	4
Christian Capellan	1B	25	78	12	9	3	0	0	5	12	9	28	1	1	.247	.154	.115	.401	1
Bryan Biegel	DH	17	45	6	5	1	0	0	1	6	8	21	1	0	.259	.133	.111	.393	0

DSL Marlins — **2016 Final Individual Pitching Statistics** — **W-L Record: 10-56**

Player	W	L	ERA	G	GS	CG	SHO	SV	IP	H	R	ER	HR	HB	BB	SO	WHIP	HLD	GF
George Soriano	1	6	3.56	17	9	0	0	2	55.2	49	33	22	3	9	28	56	1.38	1	4
Gabriel Baez	2	6	3.79	12	12	0	0	0	54.2	49	30	23	3	6	26	43	1.37	0	0
Edin Liriano	0	6	3.75	11	9	0	0	0	50.1	52	28	21	0	0	14	32	1.31	1	0
Julio Frias	0	5	5.92	13	8	0	0	0	48.2	57	51	32	0	3	37	42	1.93	0	3
Edison Suriel	1	8	3.50	14	8	0	0	0	46.1	39	27	18	1	3	36	47	1.62	0	5
Anderson Vera	1	4	4.70	11	5	0	0	0	44.0	47	29	23	3	0	13	33	1.36	0	2
Willi Garcia	2	4	1.82	13	1	1	1	2	39.2	39	20	8	1	7	10	26	1.24	0	9
Jonaiker Villalobos	1	2	4.76	16	1	0	0	0	39.2	46	26	21	1	1	13	32	1.49	0	7
Miguel De Los Santos	0	3	2.75	12	5	0	0	1	39.1	42	24	12	0	1	8	27	1.27	0	3
Yeremin Lara	0	5	2.73	11	0	0	0	1	29.2	36	23	9	1	3	10	20	1.55	0	6
Juan Cuevas	6	5	2.67	18	0	0	0	2	27.0	34	9	8	2	0	4	18	1.41	0	13
Elkin Alcala	1	1	4.74	4	4	0	0	0	19.0	16	10	10	2	3	2	15	0.95	0	0
Edgar Martinez	0	1	4.50	5	3	0	0	0	16.0	20	11	8	0	1	9	12	1.81	0	2
Anderson De Leon	1	1	11.74	10	0	0	0	0	15.1	18	28	20	2	7	19	14	2.41	1	4
Juan Mejias	0	0	10.54	8	0	0	0	0	13.2	22	22	16	1	3	15	9	2.71	0	2
Wandy Moya	0	1	12.00	5	0	0	0	0	12.0	19	24	16	1	5	7	8	2.17	0	1
Juan Borges	0	1	2.25	6	0	0	0	0	8.0	5	3	2	0	0	9	7	1.75	0	6
Rayner Rodriguez	0	1	2.84	4	0	0	0	0	6.1	4	2	2	0	3	6	4	1.58	0	3
Raul Brito	0	0	0.00	3	0	0	0	0	6.0	4	2	0	0	1	2	5	1.00	0	1
Jesus Sanchez	0	0	23.40	4	1	0	0	0	5.0	14	14	13	0	0	6	2	4.00	0	3
Dailyn De Oleo	0	0	9.00	3	0	0	0	0	4.0	6	6	4	0	1	3	4	2.25	0	1
Luis Wilmore	0	1	18.00	3	0	0	0	0	2.0	3	4	4	1	0	4	1	3.50	0	1
Felix Arosemena	0	0	0.00	1	0	0	0	0	1.0	1	0	0	0	0	0	1	1.00	0	1

Shrimp History

Jacksonville pro baseball was founded in 1904. It began when the Jacksonville Jays participated in the South Atlantic League. In those days, baseball was played at Dixieland Park in the Southside of town. Back then, most fans would have to ride ferries to attend the games because there were still no bridges connecting one side of the St. Johns River to the other.

But even before then, Jacksonville hosted baseball's first Spring Training. Jacksonville was the site for the first Major League Baseball spring training in 1888 as the Washington Statesmen hosted the Philadelphia Athletics, Brooklyn Dodgers, Cincinnati Reds and Boston Nationals. It has been said that the Brooklyn Dodgers actually owned ships which would dock at the Hogan Street pier.

The first half-century witnessed Jacksonville professional baseball teams go through several league and name changes. From 1904-1950, they played in three different South Atlantic League classifications: Class C (1904-1917), Class B (1936-1942) and Class A (1946-1950). Jacksonville was a member of the Florida State League (Class C) and the Southeastern League (Class B) as well. The team that began its history as the Jays, also were known as the Scouts, Tarpons, Roses, Indians and Tars during this period. Not to be outdone, Jacksonville's boys also managed to bring home three league championships in 1908, 1912 and 1927. Hall of Fame reliever Hoyt Wilhelm pitched in Jacksonville from 1948-49. Red Cap Field, or Durkee Field, hosted both the minor league Tars and Negro League Red Caps teams in the post-war years.

All-time home run leader Hank Aaron was a Jacksonville Brave in 1953 and joined Felix Mantilla and two Savannah players to first integrate the South Atlantic League. Jacksonville fans were privileged to see a 19-year-old Aaron, freshly signed from Mobile, Ala. Managed by the legendary Ben Geraghty, whom Aaron called the kindest and best manager he ever played for, he garnered the Most Valuable Player award that season, batting .362 with 208 hits, 36 doubles, 125 runs batted in and 115 runs. The next season, Aaron was signed to a Major League contract by the Milwaukee Braves and began his run to the Hall of Fame. The '50s stabilized Jacksonville's pro baseball circuit. The Braves made the playoffs six times in the decade, compiling a 770-665 (.537) record and capturing the 1956 South Atlantic League championship. Knuckleball expert Phil Niekro, who won 318 Major League games, also played for the Braves in the 1960 and was later inducted into Cooperstown.

Here come the Suns. The Braves remained in Jacksonville through the 1961, but pulled up stakes as Triple-A baseball settled in. The Cleveland Indians moved their International League team from Havana, Cuba, to Jacksonville in 1962 and the Suns were born. The Suns were affiliated with the Indians for two seasons, including in 1963 when Tommy John pitched. (He later won 288 Major League games.) The St. Louis Cardinals were the Suns' affiliate in 1964-65 and then the New York Mets were for three seasons. The Mets brought Jacksonville two Hall of Fame pitchers - Nolan Ryan and Tom Seaver - and its only Triple-A Championship in 1968. But the Mets were lured away from Wolfson Park by a new ballpark in Norfolk, Va., after the season; and for 1969, Jacksonville was without a professional baseball team for the first time since World War II.

The Southern League welcomed Jacksonville in 1970, where the team has played since. It is the longest consecutive association of any city with a Class AA league. Jacksonville owns the SL record for most playoff appearances, 14, but until 1996, the team had not captured a Southern League Championship.

Membership has its privileges and the Suns were treated to a good pipeline of talent from the Kansas City Royals. The Royals became the Suns' in 1972 and remained through the 1983 season. Suns teams marched their way to five Championship Series with the Royals as their parent club. Two future big league managers used Jacksonville as a stepping stone: Billy Gardner, Sr., (1972-74) and Gene Lamont (1980-83). Both won Manager of the Year awards: Gardner in 1973 and Lamont in 1982. The Jacksonville Expos were born following the 1984 season. First, the team signed a new player development agreement with the Montreal Expos and agreed to be named after the parent club. Secondly, the team was purchased by Peter D. Bragan, Sr., an automobile dealer from Birmingham, Ala. Bragan's ownership of the club marked the longest tenure of any owner in Jacksonville professional sports history.

Expos teams made trips to the playoffs in four of the seven seasons they were in Jacksonville, but again finished just shy of bringing the city its first Southern League championship. The Expos years were probably the richest in Major League talent as a number of players went on to The Show including Randy Johnson, Larry Walker, Andres Galarraga, Marquis

Grissom, DeLino DeShields and John VanderWal, to name a few. In 1991, the Suns signed a four-year agreement with the Seattle Mariners. Although the team finished over .500 only once during this period, the team had a number of individuals who performed well and later went on to the Major Leagues. Alex Rodriguez, Bret Boone, Mike Hampton aare among those who left Jacksonville and played in the Major Leagues.

Seattle left for Wilmington, N.C., after the 1994 season and the Suns began a six-year run as an affiliate of the Detroit Tigers. Things started to look brighter for the Suns future as Tigers farm hands brought the Suns within one out of the playoffs in 1995 and then swept through the Southern League in 1996. The Suns captured both the first and second half championships before beating the Carolina Mudcats for the Eastern Division title and the Chattanooga Lookouts for the first Southern League Championship. The Suns nearly won their second title in 1998 behind Southern League Most Valuable Player Gabe Kapler. After winning the first half and owning the top record in the Minors, the Suns swept Knoxville in the first round of the playoffs before losing to Mobile in the finals.

Following the 2000 season, the Tigers left for Erie, Pa., and the Suns signed a four-year agreement with the Los Angeles Dodgers. Playing as an affiliate to one of the most storied franchises in all of professional sports, the Suns got off to a blazing start as they stormed to the first half crown in 2001. The Suns advanced to the finals, but because of the September 11th tragedy, the Southern League cancelled the games and declared the Suns and the Huntsville Stars co-champions. The Suns reached the finals again in 2002, but were swept by the Birmingham Barons in three games.

The Suns began a new chapter in 2003 with the opening of the $34 million Baseball Grounds of Jacksonville. The facility, built by Jacksonville taxpayers as part of the Better Jacksonville Plan, housed a franchise-record 359,979 fans in its inaugural season and surpassed that mark in year two, drawing 420,495 through the gates. The Suns welcomed the 1,000,000th fan to the Baseball Grounds in just its fourth season and led the Southern League in attendance each of those years.

Since the opening of the Baseball Grounds in 2003, a crowning achievement has been winning the Southern League Championship in 2005. Led by two-time Southern League Manager of the Year John Shoemaker, the Suns stormed through the regular season and the Southern League playoffs while earning Baseball America's coveted Minor League Team of the Year honors. Behind current major leaguers Russell Martin, Chad Billinglsey, Jonathan Broxton and James Loney, along with top prospects Juan Guzman and Andy LaRoche, the Suns put together one of the greatest single teams in Jacksonville Baseball history en route to a memorable championship. Shoemaker returned to the Suns for the 2008 campaign with a distinguished lineup of future major league pitchers including Clayton Kershaw and Scott Elbert.

In 2009 the Florida Marlins became the seventh parent club in Jacksonville's Southern League history. In their first season as a Marlins affiliate the Suns exceeded all expectations by posting an 82-58 overall record and winning the Southern League Championship. The Suns repeated in 2010 as Southern League Champions with an 81-59 record.

In 2014 the Suns made a memorable late season charge, winning their last 10 games to make the playoffs then sweeping the Chattanooga Lookouts in the Southern League Championship Series.This marked the 11th championship in the city's professional baseball history and the sixth title since the Suns became a member of the Southern League in 1970.

Jacksonville saw a big part of its history come to a close at the end of the 2015 season. President/Owner Peter Bragan, Jr., whose family owned the team since 1984, sold the franchise to Ken Babby of Fast Forward Sports Group. In 31 seasons, the Bragans, the longest tenure of any owner in Jacksonville professional sports history, saw each of the franchise's six Southern League titles, moved the team from Wolfson Park to the Baseball Grounds of Jacksonville and helped reestablish the Suns as a real force in the community.

On November 2, 2016, a new chapter opened in Jacksonville baseball history as the franchise was renamed to the Jumbo Shrimp. As Florida's largest city, yet in many ways a richly connected and close-knit community, Jacksonville is truly a Big Small Town. It has unique water geography as the River City on the First Coast. The Jacksonville Jumbo Shrimp represents those themes and expresses the affordable family fun of Minor League Baseball.

Jacksonville Baseball History

Year	Team	League	Class	Manager(s)	W	L	Pct	Finish	Att.	Affil.
1904	Jays	South Atlantic	C	King Kelly	58	57	.504	4th		
				Jack Robinson						
				Robert Black						
1905	Jays	South Atlantic	C	Robert Pender	68	59	.535	3rd		
1906	Jays	South Atlantic	C	Arlie Latham	36	77	.319	6th		
				Joe Hennager						
1907	Jays	South Atlantic	C	Dominick Mullaney	68	51	.571	2nd		
1908	**Jays**	**South Atlantic**	**C**	**Dominick Mullaney**	**77**	**34**	**.694**	**1st**		
1909	Scouts	South Atlantic	C	Dominick Mullaney	47	70	.402	7th		
1910	Jays	South Atlantic	C	Dominick Mullaney	60	58	.508	4th		
				Joe Burke						
				Kohley Miller						
1911	Tarpons	South Atlantic	C	Kohley Miller	56	79	.415	5th		
				C. Spencer						
1912	**Tarpons**	**South Atlantic**	**C**	**Percy Wilder**	**70**	**41**	**.631**	**1st**		
1913	Tarpons	South Atlantic	C	Percy Wilder	60	58	.508	3rd		
1914	Tarpons	South Atlantic	C	Percy Wilder	58	64	.475	5th		
				Ed Crowder						
1915	Tarpons	South Atlantic	C	Dave Gaston	35	51	.407	7th		
				Willard Manes						
1916	Tarpons	South Atlantic	C	Jimmy Manes	57	65	.467	5th		
				Paul Cobb						
1917	Roses	South Atlantic	C	Lee Tannehill	33	35	.485	3rd		
1921	Scouts	Florida State	C	Dominic Mullaney	45	72	.385	6th		
1922	Indians	Florida State	C	George Stovall	50	67	.427	6th		
1926	Tars	Southeastern	B	Bob Fisher	64	60	.516	3rd		
				J.C. Smith						
1927	**Tars**	**Southeastern**	**B**	**Thomas McMillan**	**90**	**63**	**.588**	**1st**		
1928	Tars	Southeastern	B	Art Bourg	71	78	.477	4th		
				Hardin Herndon						
1929	Tars	Southeastern	B	Thomas McMillan	68	68	.500	4th		
				Rube Marquard						
1930	Tars	Southeastern	B	Rube Marquard	69	66	.511	3rd		
1932	Tars	Southeastern	B	Unknown	15	18	.455	T-4th		
1936	Tars	South Atlantic	B	Babe Ganzell	88	57	.607	2nd		
1937	Tars	South Atlantic	B	Bill Steinecke	65	73	.471	4th		
				Alex McColl						
1938	Tars	South Atlantic	B	Bob Smith	70	69	.504	5th		
				Roy Walker						
1939	Tars	South Atlantic	B	Roy Walker	63	75	.457	6th		
1940	Tars	South Atlantic	B	Bill Steinecke	64	88	.421	7th		
				Nelson Leach						
1941	Tars	South Atlantic	B	Nelson Leach	63	75	.457	5th		
				Babe Ganzell						
1942	Tars	South Atlantic	B	Babe Ganzell	75	59	.560	3rd		
1946	Tars	South Atlantic	A	Johnny Hudson	65	75	.464	6th		
1947	Tars	South Atlantic	A	Johnny Hudson	66	87	.431	7th	104,824	
1948	Tars	South Atlantic	A	Johnny Hudson	78	75	.510	5th	141,198	
1949	Tars	South Atlantic	A	Angel "Jack" Aragon	73	81	.474	5th	110,007	
1950	Tars	South Atlantic	A	Harold Gruber	63	90	.412	8th	88,667	
				Dale Alexander						
1951	Tars	South Atlantic	A	Ben Geraghty	79	58	.577	2nd	111,409	
1952	Tars	South Atlantic	A	Ben Geraghty	69	85	.448	7th	60,409	
1953	Braves	South Atlantic	A	Ben Geraghty	93	44	.679	1st	142,721	
1954	Braves	South Atlantic	A	Ben Geraghty	79	61	.564	1st	119,454	
1955	Braves	South Atlantic	A	Ben Geraghty	83	57	.593	2nd	124,211	
1956	**Braves**	**South Atlantic**	**A**	**Ben Geraghty**	**87**	**53**	**.621**	**1st**	**129,047**	
1957	Braves	South Atlantic	A	Mickey Owen	76	78	.494	6th	67,184	
				Joe Just						
1958	Braves	South Atlantic	A	Joe Just	76	64	.543	2nd	78,686	
				Chuck Buheller						
1959	Braves	South Atlantic	A	Sibby Sisti	65	75	.464	7th	80,019	
1960	Braves	South Atlantic	A	John "Red" Murff	70	69	.504	5th	60,451	
1961	Jets	South Atlantic	A	Tom Saffell	51	88	.367	8th	25,156	
				Homer "Dixie" Howell						
1962	Suns	International	AAA	*Ben Geraghty*	94	60	.610	1st	229,679	
1963	Suns	International	AAA	Ben Geraghty	26	39	.400	5th, South	95,265	Indians
				Casey Wise	30	52	.366			
1964	Suns	International	AAA	*Harry Walker*	89	62	.589	1st	169,045	Cardinals

Jacksonville Baseball History

Year	Team	League	Class	Manager(s)	W	L	Pct	Finish	Att.	Affil.
1965	Suns	International	AAA	Grover Resinger	71	76	.483	6th	111,283	Cardinals
1966	Suns	International	AAA	Solly Hemus	68	79	.463	7th	93,374	Mets
1967	Suns	International	AAA	Bill Virdon	66	73	.475	5th	64,705	Mets
1968	**Suns**	**International**	**AAA**	**Clyde McCullough**	**75**	**71**	**.514**	**4th**	**83,950**	**Mets**
1970	Suns	Southern	AA	Gus Niarhos	67	70	.489	4th	64,722	Co-op
1971	Suns	Southern	AA	Ray Hathaway	63	77	.450	4th	58,751	Indians
1972	Suns	Southern	AA	Billy Gardner	64	75	.460	4th, East	47,168	Royals
1973	Suns	Southern	AA	Billy Gardner	76	60	.559	1st, East	77,766	Royals
1974	Suns	Southern	AA	Billy Gardner	78	60	.565	1st, East	98,652	Royals
1975	Suns	Southern	AA	Billy Scripture	59	79	.428	4th, East	52,737	Royals
1976	Suns	Southern	AA	Billy Scripture	66	72	.478	4th, East	69,343	Royals
1977	Suns	Southern	AA	Gordy McKenzie	72	66	.522	3rd, East	86,888	Royals
1978	Suns	Southern	AA	Gordy McKenzie	73	69	.514	2nd, East	86,834	Royals
1979	Suns	Southern	AA	Joe Jones	69	72	.489	3rd, East	114,546	Royals
1980	Suns	Southern	AA	Gene Lamont	63	81	.438	5th, East	133,218	Royals
1981	Suns	Southern	AA	Gene Lamont	65	77	.458	4th, East	126,384	Royals
1982	Suns	Southern	AA	Gene Lamont	83	61	.576	1st, East	125,645	Royals
1983	Suns	Southern	AA	Gene Lamont	77	68	.531	2nd, East	137,480	Royals
1984	Suns	Southern	AA	Rick Renick	76	69	.524	3rd, East	97,158	Expos
1985	Expos	Southern	AA	Tommy Thompson	73	70	.510	3rd, East	82,907	Expos
1986	Expos	Southern	AA	Tommy Thompson	75	68	.524	1st, East	164,772	Expos
1987	Expos	Southern	AA	Tommy Thompson	85	59	.590	1st, East	190,456	Expos
1988	Expos	Southern	AA	Tommy Thompson	69	73	.486	2nd, East	175,396	Expos
1989	Expos	Southern	AA	Alan Bannister	68	76	.472	5th, East	220,803	Expos
1990	Expos	Southern	AA	Jerry Manuel	84	60	.583	2nd, East	244,494	Expos
1991	Suns	Southern	AA	Jim Nettles	74	69	.517	3rd, East	231,139	Mariners
1992	Suns	Southern	AA	Bob Hartsfield	68	75	.476	3rd, East	226,273	Mariners
1993	Suns	Southern	AA	Marc Hill	59	81	.421	5th, East	250,002	Mariners
1994	Suns	Southern	AA	Marc Hill	60	77	.438	4th, East	240,580	Mariners
1995	Suns	Southern	AA	Bill Plummer	75	69	.521	3rd, East	237,433	Tigers
1996	**Suns**	**Southern**	**AA**	**Bill Plummer**	**39**	**30**	**.565**	**1st, East**	**219,947**	**Tigers**
				Larry Parrish	**36**	**33**	**.522**			
1997	Suns	Southern	AA	Dave Anderson	66	73	.475	3rd, East	238,238	Tigers
1998	Suns	Southern	AA	Dave Anderson	86	54	.614	1st, East	254,882	Tigers
1999	Suns	Southern	AA	Dave Anderson	75	66	.532	1st, East	233,630	Tigers
2000	Suns	Southern	AA	Gene Roof	69	71	.493	2nd, East	221,221	Tigers
2001	**Suns**	**Southern**	**AA**	**John Shoemaker**	**83**	**56**	**.597**	**1st, East**	**225,362**	**Dodgers**
2002	Suns	Southern	AA	Dino Ebel	77	62	.554	1st,East	230,156	Dodgers
2003	Suns	Southern	AA	Dino Ebel	66	73	.475	T-4th,East	359,979	Dodgers
2004	Suns	Southern	AA	Dino Ebel	66	71	.482	4th,East	420,495	Dodgers
2005	**Suns**	**Southern**	**AA**	**John Shoemaker**	**79**	**61**	**.564**	**2nd,South**	**359,957**	**Dodgers**
2006	Suns	Southern	AA	John Shoemaker	86	54	.614	1st,South	404,992	Dodgers
2007	Suns	Southern	AA	John Shoemaker	80	60	.571	2nd,South	396,012	Dodgers
2008	Suns	Southern	AA	John Shoemaker	68	72	.486	4th,South	364,365	Dodgers
2009	**Suns**	**Southern**	**AA**	**Brandon Hyde**	**82**	**58**	**.586**	**2nd,South**	**354,553**	**Marlins**
2010	**Suns**	**Southern**	**AA**	**Tim Leiper**	**81**	**59**	**.579**	**1st, South**	**354, 725**	**Marlins**
2011	Suns	Southern	AA	Andy Barkett	70	70	.500	3rd, South	309,310	Marlins
2012	Suns	Southern	AA	Andy Barkett	70	70	.500	2nd, South	293,013	Marlins
2013	Suns	Southern	AA	Andy Barkett	73	63	.537	3rd, South	295,258	Marlins
2014	**Suns**	**Southern**	**AA**	**Andy Barkett**	**81**	**59**	**.579**	**2nd, South**	**300,538**	**Marlins**
2015	Suns	Southern	AA	David Berg	57	81	.413	5th, South	272,422	Marlins
2016	Suns	Southern	AA	David Berg	63	76	.453	5th, South	264,401	Marlins

BOLD Indicates Championship

Jacksonville Negro League History

JACKSONVILLE RED CAPS
NEGRO AMERICAN LEAGUE

1938 - 3-4 record, moved to Cleveland, Ohio as the Cleveland Bears through 1940 season

1941 - Returned to Jacksonville, 8-11 record under Manager Hooks Mitchell

1942 - 2-6 record, left league in July

Shrimp Records

Pitching Records

Earned Run Average
1. Mark Gardner....1.60 (1988)
2. Lynn McKinley....1.62 (1976)
3. Jeff Carter....1.84 (1990)
4. Dave Hartman....2.01 (1970)
5. Randal Hammon....2.15 (1973)
6. George Throop....2.17 (1977)

Games Pitched
1. John Kelly....66 (1995)
2. Chris Marchok....64 (1989)
3. Kris Keller....62 (2000)
4. Eddie Dixon....61 (1988)
5. Kevin Price....60 (1986)
   John Rosengren....60 (1996)

Wins
1. Dave Borkowski....16 (1998)
   Tom Koehler....16 (2010)
3. Spike Lundberg....15 (2006)
   John Trautwein....15 (1987)
5. Five players tied at....14

Losses
1. Kent Bottenfield....17 (1989)
2. Willis Roberts....15 (1997)
3. Three players tied at....14

Innings Pitched
1. Brian Barnes....201.1 (1990)
2. Kent Cvejdlik....199.0 (1978)
3. Mark Gubicza....196.0 (1983)
4. Bill Paschall....194.0 (1977)
5. Walt Vanderbush....193.0 (1982)

Saves
1. Matt Peterson....37 (2009)
2. Rick Greene....30 (1996)
3. John Kelly....29 (1995)
4. Franc. Cordero....27 (1999)
5. Mark Alexander....26 (2006)
   Kris Keller....26 (2000)

Winning Percentage (Min. 13 Decisions)
1. Tom Koehler....16-2, .888 (2010)
2. Spike Lundberg....15-2, .882 (2006)
3. John Trautwein....15-4, .789 (1987)
4. Elih Villanueva....14-4, .777 (2010)
   Justin Nicolino....14-4, .777 (2014)

Runs Allowed
1. Willis Roberts....120 (1997)
2. Brian Holman....111 (1986)
3. Matt Drews....109 (1997)
4. Greg Raymer....108 (1986)
   John Skinner....108 (1980)
6. Richard Dubee....105 (1979)

Strikeouts
1. Brian Barnes....213 (1990)
2. Frank Wills....174 (1981)
3. Al Autry....173 (1972)
4. Randy Johnson....163 (1987)
5. Chad Billingsley....162 (2005)

Bases on Balls
1. Randy Johnson....128 (1987)
2. Brian Holman....122 (1986)
3. Jeff Cornell....114 (1981)
4. Michael Jones....109 (1979)
5. Walter Vanderbush....100 (1982)

JACKSONVILLE NO HITTERS (By Year)

Year	Player	Opponent	Score	Note
1971	Robert Kaiser	Montgomery	1-0	
1973	Gary Lance	Birmingham	3-0	
1974	Tom Bruno	Columbus	5-0	7 Inn.
1976	Mark Ballinger	Columbus	3-0	7 inn.
1981	Jeff Cornell	Nashville	4-0	
1983	Tony Ferreira	Knoxville	6-0	
1986	Troy McKay	Chattanooga	0-0 (T)	6 inn.
1990	Kent Bottenfield	Orlando	1-0	
2000	Kevin Mobley	Tennessee	1-0	
2005	Chad Billingsley & Jonathan Broxton	Birmingham	2-0	Postseason
2010	Elih Villanueva	Carolina	1-0	5 inn.

Hitting Records

Batting Average

1. Don Slaught 335 (1981)
2. Ivan DeJesus Jr. 324 (2008)
3. Juan Encarnacion 323 (1997)
4. Gabe Kapler.....322 (1998)
5. Zack Cox.....321 (2015)

Runs

1. Gabe Kapler.....113 (1998)
2. Frank Catalanotto 105 (1996)
3. Robert Fick.....101 (1998)
4. Carlos Villalobos 96 (1998)
5. John Morris 96 (1998)

RBIs

1. Gabe Kapler.....146 (1998)
2. Robert Fick.....114 (1998)
3. Jeff Reynolds 113 (1986)
4. Ron Johnson.....104 (1980)
   Billy Moore 104 (1985)

Hits

1. Gabe Kapler.....176 (1998)
2. Robert Fick.....164 (1998)
3. John Daugherty.....159 (1986)
   Juan Encarnacion 159 (1997)
   Carlos Villalobos 159 (1998)

Doubles

1. Robert Fick.....47 (1998)
1. Gabe Kapler.....47 (1998)
3. Ron Johnson.....40 (1980)
4. William Briggs 39 (2008)
5. Robert Sasser.....38 (1999)
6. John Daugherty.....37 (1986)

Triples

1. Kevin Mattison 16 (2011)
2. Scott Cousins.....11 (2009)
3. Todd Donovan.....10 (2005)
   Jose Macias.....10 (1998)
5. Francis McCann.....9 (1981)

Home Runs

1. Billy Moore 33 (1985)
2. Ivan Cruz.....31 (1995)
3. Jeff Reynolds 29 (1986)
4. Mike Hocutt.....28 (1985)
   Gabe Kapler.....28 (1998)

At Bats

1. Jeff Reynolds 557 (1986)
2. Rondin Johnson.....555 (1983)
3. David Hoeksma.....552 (1984)
4. Gabe Kapler.....547 (1998)
5. Joe Thurston.....544 (2001)
6. Luis A. Rivera.....538 (1985)

Stolen Bases

1. LaMart Harris 68 (1979)
2. Todd Donovan.....62 (2005)
3. Jeff Huson.....56 (1988)
4. LaMart Harris 53 (1980)
5. Rob Lindsey.....46 (2000)

Walks

1. John Morris 109 (1983)
2. Ruben Garcia.....100 (1979)
3. Ken Phelps.....99 (1978)
4. Armando Moreno 94 (1992)
5. Larry Foster.....92 (1978)

Games

1. David Hoeksma.....145 (1984)
2. Mike Berger.....143 (1987)
   Andres Galarraga.....143 (1984)
   Jeff Reynolds 143 (1986)
5. Esteban Beltre 142 (1987)
   Ron Johnson.....142 (1980)

Strikeouts

1. Reggie Abercrombie 164 (2003)
2. Kyle Jensen 162 (2012)
3. William Briggs 145 (2000)
4. Kyle Skipworth 143 (2011)
   Kyle Skipworth 143 (2012)
   Robert Farris.....143 (1995)

Hit by Pitch

1. Terrel Hansen.....24 (1990)
   Terrel Hansen.....24 (1996)
3. Juan Encarnacion 19 (1997)
   Paul Gran.....19 (2012)
4. Eric Munson 18 (2000)
   Brandon Tripp 18 (2010)
6. Kevin Mattison 17 (2011)

Sacrifices

1. Shane Victorino.....16 (2002)
2. Yuri Sanchez.....15 (1995)
3. Jim Negrych 14 (2011)
   Jim Scranton 14 (1983)



Gabe Kapler set three Jacksonville records (runs, hits, RBI) in 1998. Kapler was elected to the Southern League Hall of Fame in 2017.

S.L. All-Stars

POSTSEASON ALLSTARS (By Year)

Year	Pos	Player
1973	3B	Al Cowens
	Utility	Frank Ortenzio
	Manager	Billy Gardner
1974	Utility	Steve Staggs
1979	Pitcher	Craig Chamberlain
1980	SS	Onix Concepcion
1982	C	Russ Stephens (tie)
	Manager	Gene Lamont
1983	OF	John Morris
1984	1B	Andres Galarraga
	Manager	Rick Renick (tie)
1985	SS	Luis Rivera
	OF	Billy Moore
	Fireman	Larry Groves
1986	3B	Jeff Reynolds
	OF	Alonzo Powell
1987	C	Nelson Santovenia
	OF	Larry Walker
	OF	Mike Berger (tie)
	Pitcher	Brian Holman
	Fireman	Kevin Price
	Manager	Tommy Thompson
1988	Hustler	Jeff Huson
1989	OF	Marquis Grissom
1990	C	Greg Colbrunn
	OF	Terrel Hansen
	Pitcher	Brian Barnes
	Manager	Jerry Manuel (tie)
1991	C	Jim Campanis
	2B	Bret Boone
1992	2B	Brian Turang
1993	2B	Ruben Santana
	OF	Marc Newfield
1994	OF	Tony Barron
	OF	Terrel Hansen
	C	Chris Widger (tie)
1995	DH	Ivan Cruz
1996	2B	Frank Catalanotto
	OF	Bubba Trammell
1998	2B	Jose Macias
	OF	Gabe Kapler
	DH	Robert Fick
1999	C	Javier Cardona
	OF	Eric Gillispie
	Pitcher	David Darwin
	Fireman	Francisco Cordero
2000	C	Brandon Inge
	DH	Alejandro Freire
2001	SS	Jorge Nunez
	OF	Bubba Crosby
	OF	Luke Allen
	Manager	John Shoemaker
2003	Pitcher	Joel Hanrahan
2005	C	Russell Martin
	SS	Joel Guzman
	Hustler	Todd Donovan
2006	SS	Chin-Lung Hu
	DH	Craig Brazell
	Manager	John Shoemaker
2007	SS	Chin-Lung Hu
2008	Utility	Adolfo Gonzalez
2009	Relief P	Matt Peterson
2010	3B	Matt Dominguez
	SS	Ozzie Martinez
	Utility	Vinny Rottino
	Pitcher	Elih Villanueva
2011	Hustler	Kevin Mattison
2013	Relief P	Michael Brady
2014	C	J.T. Realmuto
	LHP	Justin Nicolino
2015	2B	David Adams
	3B	Zack Cox
2016	SS	J.T. Riddle

MIDSEASON ALL-STARS (By Year)

Year	Pos	Player
1997	IF	Jesse Ibarra
	OF	Juan Encarnacion
1998	OF	Gabe Kapler
	C	Robert Fick
	IF	Carlos Villalobos
1999	P	Alan Webb
	P	Francisco Cordero
	C	Javier Cardona
	IF	Ryan Jones
	IF	Derek Mitchell
2000	P	Shane Heams
	OF	Stoney Briggs
	C	Brandon Inge
	P	Shane Loux
	Utility	Pedro Santana
2001	OF	Luke Allen
	OF	Bubby Crosby
	P	Phil Devey
	P	Pedro Feliciano
	C	David Ross
2002	IF	Hunter Bledsoe
	IF	Mike Collins
	P	Lindsay Gulin
	C	Koyie Hill
	IF	Eric Riggs
	OF	Wilkin Ruan
2003	P	Tommy Farmer
	P	Joel Hanrahan
	P	Edwin Jackson
	IF	Victor Diaz
2004	P	Ryan Ketchner
	P	Derek Thompson
	P	T.J. Nall
	IF	Willy Aybar
2005	C	Russell Martin
	IF	Joel Guzman
	IF	Delwyn Young
	P	Luis Gonzalez
	OF	Todd Donovan
2006	C	Brad Cresse
	IF	Tony Abreu
	IF	Craig Brazell
	IF	Chin-Lung Hu
	IF	Andy LaRoche
	OF	Wilkin Ruan
	OF	Justin Ruggiano
	P	Mark Alexander
	P	Casey Hoorelbeke
	P	T.J. Nall
	P	Joel Hanrahan
	P	Spike Lundberg
2007	IF	Chin-Lung Hu
	IF	Juan Gonzalez
	OF	Xavier Paul
	P	Jonathan Meloan
2008	OF	Adam Godwin
	OF	Jamie Hoffmann
	C	Lucas May
	IF	Russell Mitchell
	IF	Juan Gonzalez
	P	James McDonald
	P	Jesus Castillo
2009	C	Brad Davis
	IF	Chris de la Cruz
	P	Kasey Olenberger
	P	Matt Peterson
	OF	Lorenzo Scott
	P	Graham Taylor
2010	3B	Matt Dominguez
	SS	Ozzie Martinez
	Util IF	Tim Torres
	OF	Brandon Tripp
	OF	Mike Stanton
	P	Dan Jennings
	P	Tom Koehler
	P	Elih Villanueva
	P	Matt Peterson
	P	Alex Sanabia
2011	P	Chris Hatcher
	OF	Kevin Mattison
	C	Luke Montz
	OF	Alex Romero
	P	Sandy Rosario
2012	C	Kyle Skipworth
	OF	Jake Smolinksi
	P	A.J. Ramos
	P	Evan Reed
2013	C	J.T. Realmuto
	OF	Jake Marisnick
	P	Michael Brady
	P	Arquimedes Caminero
	P	Collin Cargill
	P	Adam Conley
	P	Jay Jackson
	P	Scott McGough
2014	C	J.T. Realmuto
	OF	Brady Shoemaker
	P	Justin Nicolino
	P	Andrew Heaney
	P	Jose Urena
2015	C	Sharif Othman
	IF	Zack Cox
	IF	David Adams
	OF	Matt Juengel
	P	Sean Donatello
	P	Jake Esch
	P	Kendry Flores
2016	IF	Peter Mooney
	UTIL	Yefri Perez
	OF	Austin Dean
	OF	Moises Sierra
	P	Tyler Bremer
	P	Austin Brice
	P	Jake Esch

S.L. Weekly Winners

SL HITTER OF THE WEEK

Dates	Hitter of Week
7/18-24, 1994	Terrel Hansen
5/5-11, 1995	Rex de la Nuez
7/21-24, 1995	Gary Cooper
7/28-8/3, 1995	Gary Cooper
5/10-16, 1996	Bubba Trammell
6/7-13, 1996	Luis Garcia
8/2-8, 1996	Justin Mashore
8/23-9/2, 1996	Scott Makarewicz
4/18-24, 1997	Jesse Ibarra
7/25-31, 1997	Jesse Ibarra
4/10-16, 1998	Gabe Kapler
5/15-21, 1998	Gabe Kapler
5/29-6/4, 1998	Gabe Kapler
7/24-30, 1998	Carlos Villalobos
7/31-8/6, 1998	Gabe Kapler
4/8-14, 1999	Chris Wakeland
6/18-24, 1999	Kurt Airoso
4/21-27, 2000	Brandon Inge
7/21-27, 2000	Stoney Briggs
6/22-28, 2001	Bubba Crosby
7/6-12, 2001	Darrell Dent
7/27-8/2, 2001	Luke Allen
7/26-8/1, 2002	Eric Riggs
8/2-8, 2002	Koyie Hill
5/23-29, 2003	Tarrik Brock
6/20-26, 2003	Gookie Dawkins
5/9-15, 2005	Tydus Meadows
5/23-29, 2005	Delwyn Young
5/30-6/5, 2005	Russell Martin
6/13-19, 2005	Jon Weber
5/29-6/4, 2006	Tydus Meadows
7/17-23, 2006	Craig Brazell
7/31-8/6, 2006	Craig Brazell
8/21-27, 2006	Tydus Meadows
6/11-17, 2007	A.J. Ellis
7/2-8, 2007	Alberto Concepcion
8/27-9/3, 2007	A.J. Ellis
8/25-31, 2008	Andrew Lambo
6/22-29, 2009	Bryan Petersen
4/26-5/2, 2010	Mike Stanton
8/2-8, 2010	Ozzie Martinez
5/2-8, 2011	Luke Montz
7/25-31, 2011	Jake Smolinksi
6/25-7/1, 2012	Curt Smith
8/20-26, 2012	Kyle Jensen
4/22-28, 2013	Marcell Ozuna
5/6-12, 2013	Christian Yelich
6/3-9, 2013	Kyle Jensen
8/5-11, 2013	Danny Pertusati
4/3-13, 2014	Brady Shoemaker
4/14-20, 2014	J.T. Realmuto
7/14-20, 2014	Austin Barnes
6/1-7, 2015	Matt Juengel
8/15-21, 2016	Brian Anderson

SL PITCHER OF THE WEEK

Dates	Pitcher of Week
5/16-22, 1994	Jim Gutierrez
6/16-23, 1995	Clint Sodowsky
8/11-17, 1995	Justin Thompson
6/7-13, 1996	Kenny Carlyle
6/21-27, 1996	Brian Moehler
7/19-25, 1996	Jim Gutierrez
5/2-8, 1997	Matt Drews
6/6-12, 1997	Matt Drews
8/8-14, 1997	David Melendez
5/29-6/4, 1998	Matt Anderson
7/3-9, 1998	David Darwin
5/7-13, 1999	Alan Webb
6/25-7/1, 1999	Francisco Cordero
5/5-11, 2000	Shane Loux
5/4-10, 2001	Victor Alvarez
6/15-21, 2001	Eric Junge
7/6-12, 2001	Scott Proctor
8/31-9/6, 2001	Lindsay Gulin
5/31-6/6, 2002	Ricardo Rodriguez
7/19-25, 2002	Ben Simon
8/2-8, 2002	Scott Proctor
5/16-22, 2003	Edwin Jackson
6/13-19, 2003	Tommy Farmer
8/15-21, 2003	Jason Frasor
6/11-17, 2004	Glenn Bott
7/23-29, 2004	Chad Billingsley
6/6-12, 2005	Jonathan Broxton
8/8-14, 2005	Edwin Jackson
8/15-21, 2005	Chad Billingsley
5/22-28, 2006	Mark Alexander
6/5-11, 2006	Joel Hanrahan
6/19-25, 2006	T.J. Nall
7/3-9, 2006	T.J. Nall
8/28-9/4, 2006	T.J. Nall
4/30-5/6, 2007	Matt Riley
7/2-8, 2007	Mike Megrew
8/20-26, 2007	Clayton Kershaw
5/5-11, 2008	James McDonald
6/9-15, 2008	Jesus Castillo
8/25-31, 2008	Jacobo Meque
4/27-5/4, 2009	Jarrett Santos
7/20-27, 2009	Matt Peterson
7/26-8/3, 2009	Nic Ungs
8/9-15, 2010	Elih Villanueva
4/18-24, 2011	Brad Hand
5/9-15, 2011	Joey O''Gara
6/18-24, 2012	Jose Alvarez
7/16-22, 2012	Graham Taylor
7/30-8/5, 2012	Graham Taylor
6/24-30, 2013	Henderson Alvarez
8/12-18, 2013	Justin Nicolino
8/26-9/2, 2013	Bryan Evans
4/14-20, 2014	Andrew Heaney
6/16-23, 2014	Justin Nicolino
7/28-8/3, 2014	Justin Nicolino
5/4-10, 2015	Kendry Flores
4/7-17, 2016	Austin Brice

S.L. Award Winners

MANAGERS OF THE YEAR

Year	Manager	League
1973	Billy Gardner	Southern
1982	Gene Lamont	Southern
1984	Rick Renick	Southern
1987	Tommy Thompson	Southern
1990	Jerry Manuel	Southern
2001	John Shoemaker	Southern
2006	John Shoemaker	Southern

MOST VALUABLE PLAYERS

Year	Player	League
1983	John Morris	Southern
1984	Andres Galarraga	Southern
1998	Gabe Kapler	Southern

PITCHERS OF THE YEAR

Year	Player	League
1987	Brian Holman	Southern
1990	Brian Barnes	Southern
1992	Jim Converse	Southern
1999	Francisco Cordero	Southern
2003	Joel Hanrahan	Southern
2006	Spike Lundberg	Southern
2010	Tom Koehler	Southern
2014	Justin Nicolino	Southern

GROUNDSKEEPER OF THE YEAR

Year	Player	League
2003	Ed Attalla	Southern
2004	Ed Attalla	Southern
2005	Ed Attalla	Southern
2006	Ed Attalla	Southern
2009	Ed Attalla	Southern
2010	Ed Attalla	Southern
2011	Ed Attalla	Southern

EXECUTIVE OF THE YEAR

Year	Player	League
2003	Peter Bragan, Jr.	Southern
2014	Chris Peters	Southern

RAWLINGS WOMAN OF EXCELLENCE

Year	Player	League
2007	Karlie Evatt	Southern
2012	January Squyres	Southern
2013	Barbara O'Berry	Southern

BROADCASTER OF THE YEAR

Year	Player	League
1979	Terry Smith	Southern
2008	J.P. Shadrick	Southern

ATHLETIC TRAINER OF THE YEAR

Year	Player	League
2010	Dustin Luepker	Southern

JACKSONVILLE, Fla. - Former Jacksonville Suns outfielder Gabe Kapler, who won the 1998 Southern League MVP with a record-setting campaign and went on to play 12 major league seasons, will be inducted into the Southern League Hall of Fame this year, the Southern League of Professional Baseball Clubs announced in mid-February.

A panel of 20 voters chose the league's fourth induction class, which will also include Baseball Hall of Famers Tom Glavine and Tony La Russa. The inductees will be celebrated at the 2017 Southern League All-Star Game June 20 in Pensacola, Florida. Jacksonville is the only franchise with at least one representative in each of the first four Southern League Hall of Fame classes.

Selected by the Detroit Tigers in the 57th round of the 1995 MLB Draft from Moorpark (California) College, Kapler began the 1998 season with Jacksonville and led the Suns to a runner-up finish in the Southern League Championship Series, before making his major league debut for Detroit on September 20 that year.

In 1998, Kapler posted Southern League single-season records in extra-base hits (81), RBI (146) and total bases (319), and tied teammate Robert Fick with 47 doubles. All four marks remain league records. Kapler also led the league in 1998 in hits (176), home runs (28) and runs (113). He was named the Minor League Player of the Year by USA Today, Baseball Weekly, and The Sporting News. He played in the Double-A and Southern League All-Star Games, and was MVP of the Southern League All-Star Game. Below are Kapler's 1998 Southern League statistics (bold indicates Jacksonville record; * indicates Southern League record):

Jacksonville in the Southern League Hall of Fame

	Position	Years in Jacksonville
2014		
Peter Bragan, Sr.	Owner	1984-2012
2015		
Randy Johnson	LHP	1987
2016		
Peter Bragan, Jr.	Owner	1984-2015
John Shoemaker	Manager	2001, 2005-07
Larry Ward	Broadcaster	1981-1984
2017		
Gabe Kapler	Outfielder	1998

1970 Jacksonville Suns

Team Batting

PLAYER	AVG	G	TPA	AB	R	H	TB	2B	3B	HR	RBI	SH	SF	HP	BB	SO	SB	CS	SLG	OBP
Klinger, Don	.333	3	7	6	1	2	5	1	1	0	0	0	0	0	1	3	0	0	.833	.429
Appellaniz, Dom.	.333	3	3	3	1	1	4	0	0	1	3	0	0	0	0	1	1	0	1.333	.333
Jones, Steve	.300	53	233	213	29	64	90	12	1	4	22	4	1	5	10	46	10	2	.423	.345
Humphrey, Terry	.284	101	375	345	36	98	147	21	2	8	44	1	2	2	25	38	3	1	.426	.334
Koegel, Peter	.283	78	337	293	49	83	143	15	3	13	51	1	4	7	32	51	6	0	.488	.363
Kurtz, Ken	.262	80	331	301	30	79	93	12	1	0	16	0	2	2	26	29	18	6	.309	.323
Vaughns, Clarence	.258	71	287	267	28	69	87	6	3	2	15	1	2	1	16	42	6	4	.326	.301
Covington, Jim	.254	127	504	417	70	106	194	15	5	21	65	4	4	3	76	98	6	2	.465	.370
Frias, Jesus	.254	136	535	492	42	125	142	13	2	0	44	10	5	3	25	73	8	3	.289	.291
Johnson, Don	.253	38	92	75	6	19	27	2	0	2	13	0	1	0	16	25	1	1	.360	.380
Velaquez, Federico	.253	36	110	99	9	25	39	2	0	4	11	2	1	2	6	13	0	2	.394	.306
Kelly, Tom	.241	93	312	266	33	64	100	10	1	8	38	0	2	3	41	37	2	4	.376	.346
Ryan, John	.240	118	460	408	40	98	135	8	4	7	43	3	1	4	44	35	3	6	.331	.319
Robson, Tom	.230	81	253	226	21	52	70	6	0	4	31	0	4	1	22	37	1	2	.310	.296
Dailey, Terry	.227	16	52	44	3	10	15	5	0	0	4	1	0	0	7	12	0	0	.341	.333
Herrera, Jose	.222	8	28	27	6	6	6	0	0	0	2	0	0	0	1	4	0	0	.222	.250
James, Willie	.218	112	452	390	62	85	123	13	5	5	36	3	5	3	51	77	8	4	.315	.310
Holland, Gary	.214	84	317	271	31	58	86	7	0	7	28	2	3	4	37	51	6	2	.317	.314
LaPointe, Dave	.187	29	83	75	8	14	16	2	0	0	3	0	0	0	8	17	1	0	.213	.265
TOTALS	.241	137	5154	4539	529	1092	1563	155	29	86	481	64	39	40	472	808	81	39	.344	.315

Team Pitching

PITCHER	W	L	PCT	ERA	G	GS	CG	SHO	SV	IP	H	R	ER	HR	HB	BB	IBB	SO	WP	BK
Peters, Ray	1	0	1.000	0.45	3	3	1	1	0	20.0	12	6	1	0	2	9	0	14	0	0
Fisher, Tom	1	0	1.000	1.50	4	0	0	0	1	6.0	3	1	1	0	0	1	1	7	0	0
Stephen, Louis	3	2	.600	1.89	8	4	3	2	0	38.0	28	11	8	1	0	12	2	24	3	0
Locke, Ron	3	3	.500	2.00	30	1	0	0	10	45.0	35	15	10	3	3	20	3	33	1	0
Click, Paul	2	0	1.000	2.00	3	2	1	1	0	18.0	14	4	4	1	0	5	1	12	0	0
Hartman, Dave	9	10	.474	2.01	21	21	11	3	0	157.0	130	45	35	6	3	41	4	77	6	0
Huggins, Jesse	4	1	.800	2.05	8	8	1	0	0	57.0	48	18	13	2	2	22	0	43	0	0
Lefevre, Keith	1	2	.333	2.14	34	0	0	0	3	59.0	50	22	14	5	1	30	3	48	1	2
Foshie, Brent	6	3	.667	2.53	32	0	0	0	8	64.0	42	19	18	5	1	20	5	59	2	0
Ammann, Gene	1	5	.167	2.85	11	6	1	1	1	41.0	41	24	13	3	0	15	1	36	3	0
Hebert, Gerald	0	3	.000	3.00	5	0	0	0	1	12.0	14	5	4	0	0	9	1	13	0	0
Glassco, Craig	2	3	.400	3.44	31	1	0	0	6	55.0	49	22	21	3	0	16	2	47	4	0
Timberlake, Gary	4	3	.571	3.58	10	10	2	1	0	73.0	64	32	29	5	1	29	0	49	6	0
Glass, John	8	8	.500	3.65	18	18	4	2	0	116.0	117	56	47	5	7	31	3	53	6	0
Lee, Won Kuk	4	7	.364	3.71	30	14	1	0	0	114.0	111	55	47	9	5	37	3	65	5	0
Carden, Jay	8	7	.533	3.87	18	18	3	1	0	121.0	119	64	52	10	3	28	1	66	9	0
Bates, Dick	7	6	.538	3.87	18	15	5	1	1	100.0	103	50	43	7	1	19	0	45	2	1
Ferrell, Bill	1	1	.500	3.96	4	4	1	0	0	25.0	32	14	11	2	2	6	1	14	5	0
Bertino, Charles	2	5	.286	3.99	23	12	1	0	0	88.0	80	46	39	3	11	42	0	55	6	1
Kline, Dennis	0	1	.000	4.50	1	0	0	0	0	2.0	5	3	1	0	0	1	1	1	2	0
TOTALS	67	70	.489	3.05	137	137	35	13	31	1211.0	1097	512	411	70	42	393	32	761	61	4

Standings

CLUB	AFF.	W	L	PCT	GB	ATT	MANAGER(S)
Columbus Astros	Hou	78	59	.569	—	40,758	Jim Williams
Montgomery Rebels	Det	79	60	.568	—	57,631	Stubby Overmire
Birmingham A's	Oak	73	65	.529	5½	39,787	Phil Cavarretta
Savannah Indians	Cle	71	67	.514	7½	33,854	Ray Hathaway
JACKSONVILLE SUNS	Co-Op	67	70	.489	11	64,722	Gus Niarhos
Charlotte Hornets	Min	66	73	.475	13	57,107	HarryWarner/PeteAppleton
Mobile White Sox	Chi-A	59	78	.431	19	35,775	Tom Saffell / Larry Sherry
Asheville Tourists	Cin	59	80	.424	20	28,720	Jim Snyder

PLAYOFFS: No playoffs were held.

1971 Jacksonville Suns

Team Batting

PLAYER	AVG	G	TPA	AB	R	H	TB	2B	3B	HR	RBI	SH	SF	HP	BB	SO	SB	CS	SLG	OBP
Smith, Fred	.285	87	335	288	33	82	106	19	1	1	16	12	1	7	27	46	14	10	.368	.359
Shaughnessy, Harry	.281	16	68	57	11	16	25	6	0	1	8	1	0	0	10	9	3	0	.439	.388
Smith, Tommy	.263	72	275	251	28	66	90	11	2	3	19	0	3	0	21	35	8	2	.359	.316
Ryan, John	.257	64	197	171	21	44	54	5	1	1	12	2	0	1	23	29	0	2	.316	.349
McGrew, Alvin	.255	85	345	298	38	76	115	4	7	7	33	2	3	2	40	96	5	8	.386	.344
Gonzalez, Pedro	.253	53	199	182	17	46	71	7	0	6	16	4	1	0	12	27	3	3	.390	.297
Burger, Michael	.246	107	379	342	38	84	143	14	3	13	40	3	2	1	31	97	5	3	.418	.309
Marcano, Bob	.245	138	556	503	61	123	193	27	8	9	53	4	2	3	44	131	15	6	.384	.308
Johnson, Larry	.244	101	359	312	42	76	114	17	3	5	27	6	2	1	38	62	9	6	.365	.326
Thomas, Reggie	.243	12	41	37	5	9	15	2	2	0	4	0	0	0	4	11	0	1	.405	.317
Covert, Dan	.226	107	413	367	43	83	140	21	3	10	46	3	5	2	36	78	7	6	.381	.295
Mikulic, Steve	.225	20	77	71	5	16	27	2	3	1	9	1	0	0	5	12	0	0	.380	.276
Bond, Jerry	.225	118	395	364	42	82	106	5	2	5	33	6	3	3	19	85	10	6	.291	.267
McCombs, Tom	.217	21	55	46	2	10	11	1	0	0	4	1	0	1	7	16	0	0	.239	.333
Norris, Jim	.216	13	49	37	2	8	9	1	0	0	4	2	1	0	9	4	1	0	.243	.362
Wedeberg, Fred	.202	38	95	84	7	17	19	2	0	0	8	2	2	1	6	27	0	0	.226	.258
Johnson, Ray	.200	18	48	45	3	9	12	3	0	0	2	0	0	0	3	15	0	0	.267	.250
Ashby, Alan	.200	13	45	35	4	7	9	2	0	0	8	0	2	1	7	7	1	0	.257	.333
Scruggs, John	.188	28	81	69	6	13	20	3	2	0	9	0	0	3	9	19	2	0	.290	.309
Clark, Jerry	.185	96	348	308	34	57	84	7	1	6	33	5	3	4	28	87	5	6	.273	.259
Gagliano, Ralph	.182	29	80	66	0	12	14	2	0	0	4	1	1	0	12	15	2	0	.212	.304
Ellis, Ronald	.179	12	44	39	4	7	11	1	0	1	5	1	0	1	3	11	1	0	.282	.256
Ambrose, Vic	.140	17	49	43	7	6	6	0	0	0	2	1	0	0	5	12	4	0	.140	.229
James, Willie	.118	35	20	17	1	2	2	0	0	0	0	0	0	0	3	8	0	0	.118	.250
Hernandez, William	.059	9	19	17	0	1	1	0	0	0	0	0	0	0	2	5	0	0	.059	.158
TOTALS	.235	140	4572	4049	454	952	1397	162	38	69	395	57	31	31	404	944	95	59	.345	.307

Team Pitching

PITCHER	W	L	PCT	ERA	G	GS	CG	SHO	SV	IP	H	R	ER	HR	HB	BB	IBB	SO	WP	BK
Clark, Jerry	0	0	—	0.00	1	0	0	0	0	0.1	0	0	0	0	0	1	0	0	0	0
Smith, Tommy	0	0	—	0.00	1	0	0	0	0	0.1	0	0	0	0	0	0	0	0	0	0
Queen, Dennis	2	0	1.000	1.32	5	5	1	0	0	34.0	19	8	5	0	2	22	2	25	2	0
Sorrentino, Bob	0	0	—	2.45	5	0	0	0	1	11.0	9	3	3	1	0	10	0	3	0	0
Ballinger, Mark	5	10	.333	2.91	19	19	5	0	0	133.0	95	47	43	6	7	88	7	120	22	2
Zuber, Ron	5	8	.385	2.96	15	13	5	2	0	82.0	64	41	27	2	2	43	2	76	6	0
Kaiser, Robert	4	4	.500	3.09	12	10	2	2	0	64.0	55	24	22	4	2	24	2	28	3	0
Sawyer, Rick	8	3	.727	3.20	19	18	6	1	0	138.0	121	62	49	10	4	47	12	112	5	0
Hatchell, Dan	6	5	.545	3.21	23	16	7	1	1	129.0	126	56	46	9	2	38	5	83	4	1
Burkert, Tom	2	6	.250	3.23	32	5	2	0	3	78.0	91	38	28	7	1	28	10	54	4	0
Leinheiser, Bill	3	2	.600	3.36	11	9	1	0	0	59.0	54	35	22	6	2	23	1	38	5	1
Hinsley, Jerry	1	1	.500	3.67	9	2	1	1	2	27.0	20	11	11	5	0	8	0	19	1	0
Crossan, Larry	4	4	.500	3.71	15	4	1	0	2	51.0	50	25	21	6	1	21	4	39	3	0
Filbeck, Leon	5	6	.455	3.73	23	13	3	0	1	94.0	87	46	39	7	1	38	10	67	5	0
King, George	6	10	.375	4.45	31	6	1	0	2	89.0	90	58	44	7	2	52	6	47	6	0
Sloan, Dave	1	2	.333	4.50	5	5	0	0	0	22.0	25	21	11	5	1	16	4	13	5	1
Salyer, Ron	1	3	.250	4.68	6	2	2	0	0	25.0	29	16	13	3	0	6	1	10	1	0
James, William	6	6	.500	4.85	35	2	0	0	10	78.0	71	48	42	13	5	27	6	72	0	0
Killion, Bruce	2	1	.667	5.00	6	3	0	0	0	18.0	20	11	10	2	0	8	0	9	0	0
Eldridge, Bob	1	3	.250	5.66	10	6	0	0	0	35.0	46	28	22	5	2	18	2	19	6	0
Schwartz, Dick	0	1	.000	6.75	4	0	0	0	0	8.0	6	7	6	1	0	5	2	3	1	0
Mathwig, Mike	0	1	.000	6.92	6	0	0	0	1	13.0	22	13	10	2	0	8	1	9	1	0
Hoban, Dick	1	1	.500	8.00	5	2	0	0	0	9.0	9	11	8	1	0	10	0	9	1	1
TOTALS	63	77	.450	3.62	140	140	37	7	23	1197.2	1109	609	482	102	34	541	77	855	81	6

Standings and Playoffs

CLUB	AFF.	W	L	PCT	GB	ATT	MANAGER(S)
Charlotte Hornets	Min	92	50	.648	—	69,132	Harry Warner
Asheville Tourists	Chi-A	90	51	.638	1½	46,976	Larry Sherry
Montgomery Rebels	Det	73	69	.514	19	45,110	Dick Tracewski
JACKSONVILLE SUNS	Cle	63	77	.450	28	58,751	Ray Hathaway
Savannah Braves	Atl	57	84	.404	34½	60,712	Eddie Haas
Columbus Astros	Hou	51	91	.359	41	19,950	Cliff Davis
Birmingham A's	Oak	48	93	.340	43½	33,275	Phil Cavarretta

PLAYOFFS: Charlotte def. Asheville, 2-1. Charlotte def. Arkansas (Texas League), 3-0, to win Dixie Association.

1972 Jacksonville Suns

Team Batting

PLAYER	AVG	G	TPA	AB	R	H	TB	2B	3B	HR	RBI	SH	SF	HP	BB	SO	SB	CS	SLG	OBP
Ortenzio, Frank	.319	70	299	251	47	80	148	21	1	15	51	0	5	2	41	43	0	0	.590	.411
Wathan, John	.315	16	62	54	6	17	22	3	1	0	3	1	0	1	6	6	1	1	.407	.393
Fleming, John	.286	10	14	14	0	4	5	1	0	0	2	0	0	0	0	4	0	0	.357	.286
Sullivan, John	.255	88	256	220	19	56	76	11	0	3	32	0	4	1	31	11	1	0	.345	.344
White, Frank	.252	91	372	333	34	84	106	12	2	2	23	2	4	2	31	51	13	3	.318	.316
Poquette, Thomas	.251	126	502	451	49	113	162	25	3	6	51	2	5	5	39	38	1	1	.359	.314
Meier, Calvin	.248	80	314	270	31	67	82	8	2	1	24	2	1	3	38	30	1	0	.304	.346
Combs, Thomas	.248	87	241	218	18	54	63	7	1	0	19	1	0	2	20	44	0	1	.289	.317
Huebner, Ken	.247	52	166	154	11	38	47	4	1	1	18	0	3	0	9	11	0	0	.305	.283
Woolsey, Jack	.243	42	121	111	18	27	42	7	4	0	10	2	0	1	7	21	2	1	.378	.294
Northey, Scott	.230	130	499	447	51	103	134	9	2	6	24	2	4	2	44	97	6	5	.300	.300
Crichton, Thomas	.218	70	256	220	25	48	69	5	2	4	17	3	1	3	29	39	2	1	.314	.316
Joyce, Thomas	.215	125	488	437	53	94	171	21	4	16	49	3	1	7	40	100	4	1	.391	.291
Haynes, Dan	.207	43	158	145	15	30	41	1	2	2	13	1	1	2	9	28	0	0	.283	.261
Harmon, Thomas	.201	58	223	209	15	42	62	8	0	4	17	1	0	1	12	20	0	0	.297	.248
Cowens, Al	.200	35	131	120	17	24	40	2	1	4	9	1	0	1	9	27	2	0	.333	.262
O'Donnell, Ken	.194	82	262	222	19	43	47	4	0	0	13	2	1	0	37	31	1	0	.212	.308
Rivera, Jorge	.192	9	26	26	2	5	5	0	0	0	1	0	0	0	0	6	0	0	.192	.192
McMillan, Steve	.192	34	134	120	11	23	28	2	0	1	4	0	1	1	12	21	0	1	.233	.269
Lightfood, Lloyd	.160	36	123	106	10	17	18	1	0	0	9	1	0	1	15	17	0	0	.170	.270
TOTALS	.235	139	4647	4128	451	969	1368	152	26	65	389	24	31	35	429	645	34	15	.331	.310

Team Pitching

PITCHER	W	L	PCT	ERA	G	GS	CG	SHO	SV	IP	H	R	ER	HR	HB	BB	IBB	SO	WP	BK
Sullivan, John	0	0	—	0.00	1	0	0	0	0	2.0	0	0	0	0	0	0	0	0	0	0
Bird, Doug	10	7	.588	2.43	24	18	5	2	1	122.0	117	43	33	7	1	32	5	72	2	0
Chlan, Greg	9	6	.600	2.59	33	12	5	0	0	139.0	116	50	40	9	3	45	8	99	6	0
Reid, Jim	9	8	.529	3.11	29	25	7	3	1	159.0	135	67	55	10	3	52	5	131	6	0
Autry, Al	11	13	.458	3.33	29	29	7	1	0	184.0	152	79	68	18	6	76	6	173	5	1
Gaylord, John	7	10	.412	3.37	31	21	5	2	1	115.0	102	55	43	13	2	57	3	79	6	2
Baird, Harry	3	3	.500	3.38	44	1	0	0	6	56.0	45	24	21	4	0	35	6	51	3	0
Smallwood, Wallace	3	5	.375	3.51	37	3	0	0	7	59.0	61	29	23	6	1	24	8	46	1	1
Hansen, Guy	2	1	.667	3.71	34	0	0	0	2	63.0	62	33	26	3	2	35	10	43	6	0
Balderson, Dick	3	3	.500	3.72	40	4	1	1	4	75.0	61	35	31	10	2	26	9	48	2	0
Vega, Fernando	7	7	.500	3.88	30	16	1	1	1	109.0	112	56	47	9	4	28	1	59	0	0
Kovach, Vaughn	0	4	.000	3.91	41	0	0	0	2	53.0	35	24	23	1	4	35	6	28	1	1
Assaf, Ed	0	5	.000	4.80	6	6	0	0	0	30.0	38	18	16	3	4	11	1	19	2	0
Isom, Curtis	0	3	.000	4.91	5	4	0	0	1	22.0	18	14	12	2	1	15	1	17	2	0
TOTALS	64	75	.460	3.32	139	139	31	13	26	1188.0	1054	527	438	95	33	471	69	865	42	5

Standings and Playoffs

EASTERN DIVISION	AFF.	W	L	PCT	GB	ATT	MANAGER(S)
Asheville Orioles	Bal	81	58	.583	—	49,745	Cal Ripken, Sr.
Savannah Braves	Atl	80	59	.576	1	78,147	Clint Courtney
Charlotte Hornets	Min	70	70	.500	11½	30,769	John Goryl
JACKSONVILLE SUNS	KC	64	75	.460	17	47,168	Billy Gardner

WESTERN DIVISION	AFF.	W	L	PCT	GB	ATT	MANAGER(S)
Montgomery Rebels	Det	78	61	.561	—	56,249	Fred Hatfield
Knoxville White Sox	Chi-A	76	64	.543	2½	67,942	Joe Sparks
Columbus Astros	Hou	59	80	.424	19	73,413	Jackie Brandt
Birmingham A's	Oak	49	90	.353	29	30,841	Phil Cavarretta

PLAYOFFS: Montgomery def. Asheville, 3-0.

1973 Jacksonville Suns

Team Batting

PLAYER	AVG	G	TPA	AB	R	H	TB	2B	3B	HR	RBI	SH	SF	HP	BB	SO	SB	CS	SLG	OBP
Ortenzio, Frank	.307	95	378	329	59	101	178	16	2	19	63	0	2	6	41	63	0	0	.541	.392
Cowens, Al	.289	135	572	491	91	142	229	25	7	16	81	2	4	14	61	56	5	1	.466	.381
Joyce, Thomas	.288	59	245	205	23	59	79	6	1	4	21	0	2	3	35	51	5	6	.385	.396
Craig, Rockne	.282	123	494	436	61	123	166	18	2	7	37	10	2	3	43	60	7	5	.381	.349
Versalles, Zolio	.274	17	70	62	7	17	21	1	0	1	3	0	0	0	8	12	1	0	.339	.357
Meier, Calvin	.257	131	568	475	65	122	161	18	6	3	36	9	5	1	78	61	6	1	.339	.360
Perkins, Craig	.256	99	368	332	29	85	130	18	0	9	54	2	4	0	30	45	1	0	.392	.314
Wathan, John	.249	65	249	233	20	58	87	8	3	5	34	2	1	1	12	35	1	2	.373	.287
Smith, Charles	.242	116	452	372	60	90	143	15	4	10	41	6	3	10	61	72	19	9	.384	.361
Pines, Myron	.238	69	173	151	20	36	45	7	1	0	10	1	1	3	17	16	3	2	.298	.326
Burrows, Robert	.226	28	96	84	8	19	27	2	0	2	11	0	1	0	11	19	0	0	.321	.313
Haynes, Dan	.226	91	360	314	36	71	128	18	3	11	56	0	6	6	34	61	2	0	.408	.308
Murphy, Brian	.225	69	212	173	19	39	44	3	1	0	15	3	3	1	32	25	0	2	.254	.344
Phillips, Dale	.207	73	229	208	16	43	65	10	0	4	22	2	2	0	17	40	0	0	.313	.264
Goodson, Rex	.187	38	156	139	10	26	28	2	0	0	6	3	0	0	14	20	1	2	.201	.261
Combs, Thomas	.187	59	98	91	8	17	21	2	1	0	5	0	1	1	5	21	0	0	.231	.235
Kinzel, Donald	.184	49	99	87	16	16	20	1	0	1	4	1	0	1	10	17	0	1	.230	.276
Spare, Donald	.184	13	52	49	3	9	12	3	0	0	3	1	0	0	2	14	0	0	.245	.216
Peters, Robert	.141	20	79	71	10	10	12	2	0	0	4	1	0	0	7	17	0	0	.169	.218
Landress, David	.077	4	15	13	1	1	1	0	0	0	0	0	0	0	2	4	0	0	.077	.200
TOTALS	.251	137	4965	4315	562	1084	1597	175	31	92	506	43	37	50	520	709	51	31	.370	.336

Team Pitching

PITCHER	W	L	PCT	ERA	G	GS	CG	SHO	SV	IP	H	R	ER	HR	HB	BB	IBB	SO	WP	BK
Bernard, Ed	2	0	1.000	0.90	4	2	2	1	2	20.0	8	2	2	1	0	7	0	16	0	0
Smallwood, Wallace	5	3	.625	1.13	31	0	0	0	8	48.0	26	11	6	0	1	22	13	33	0	1
Baird, Harry	6	2	.750	1.80	37	0	0	0	10	50.0	37	16	10	1	0	24	5	41	1	1
Balderson, Dick	7	1	.875	2.00	33	1	1	0	7	90.0	68	25	20	10	3	18	7	49	2	0
Hammon, Randal	11	10	.524	2.15	27	27	9	3	0	176.0	131	62	42	7	6	76	6	122	3	3
Murray, Charles	10	5	.667	3.11	31	14	4	3	3	113.0	118	55	39	6	6	49	7	68	5	2
Reid, Jim	3	10	.231	3.14	34	15	4	0	4	109.0	105	48	38	7	4	43	5	85	8	0
Pelz, Paul	7	4	.636	3.26	14	14	4	2	0	102.0	88	48	37	4	2	35	8	62	2	0
Assaf, Ed	11	10	.524	3.41	29	28	6	0	0	190.0	180	86	72	13	7	74	12	113	3	0
Lance, Gary	8	8	.500	3.52	21	20	5	1	0	133.0	125	62	52	10	5	56	5	59	6	1
Chlan, Greg	2	1	.667	3.60	3	3	1	0	0	20.0	21	11	8	2	2	4	1	17	0	0
Houston, Gary	3	6	.333	4.61	22	13	1	0	1	84.0	85	49	43	7	6	40	2	37	7	0
Duncan, Pete	1	0	1.000	6.55	7	0	0	0	1	11.0	12	9	8	2	0	2	0	8	1	0
TOTALS	76	60	.559	2.96	137	137	37	10	36	1146.0	1004	484	377	70	42	450	71	710	38	8

Standings and Playoffs

EAST DIVISION	AFF.	W	L	PCT	GB	ATT	MANAGER(S)
JACKSONVILLE SUNS	KC	76	60	.559	—	77,766	Billy Gardner
Savannah Braves	Atl	71	68	.511	6½	74,318	Clint Courtney/TommieAaron
Columbus Astros	Hou	69	70	.496	8½	90,017	Wayne Terwilliger
Orlando Twins	Min	65	70	.481	10½	52,162	Harry Warner

WEST DIVISION	AFF.	W	L	PCT	GB	ATT	MANAGER(S)
Montgomery Rebels	Det	80	58	.580	—	46,675	Fred Hatfield
Asheville Orioles	Bal	71	69	.507	10	48,254	Cal Ripken, Sr.
Knoxville White Sox	Chi-A	70	69	.504	10½	33,604	Jim Napier
Birmingham A's	Oak	50	88	.362	30	21,106	Harry Bright

PLAYOFFS: Montgomery def. Jacksonville, 3-1.

1974 Jacksonville Suns

Team Batting

PLAYER	AVG	G	TPA	AB	R	H	TB	2B	3B	HR	RBI	SH	SF	HP	BB	SO	SB	CS	SLG	OBP
Maier, Martin	.333	8	10	9	2	3	3	0	0	0	0	0	0	0	1	2	0	0	.333	.400
Williams, Mark	.302	17	67	63	9	19	27	5	0	1	4	1	0	0	3	7	3	1	.429	.333
Smith, Charles	.267	38	161	135	23	36	66	5	2	7	23	1	2	4	19	24	6	5	.489	.369
Davis, Kenzie	.260	119	526	443	66	115	153	12	4	6	47	2	4	5	72	97	38	11	.345	.366
Washington, U.L.	.257	47	193	167	29	43	62	11	1	2	20	1	1	1	23	34	10	1	.371	.349
Staggs, Stephen	.253	127	549	466	70	118	184	19	4	13	83	2	6	2	73	56	6	2	.395	.353
Wathan, John	.245	120	479	428	63	105	144	14	2	7	47	3	1	2	45	68	7	1	.336	.319
Boone, Rodney	.245	117	447	388	46	95	136	20	0	7	44	4	5	4	46	58	0	2	.351	.327
Perkins, Craig	.241	96	358	299	42	72	101	14	0	5	48	2	2	3	52	42	0	0	.338	.357
Cripe, David	.241	107	422	370	55	89	126	12	2	7	38	3	2	5	42	54	2	2	.341	.325
Minoso, Orestes	.239	133	572	497	65	119	180	19	3	12	66	3	3	8	61	92	7	5	.362	.330
Quirk, Jamie	.227	46	172	163	16	37	57	7	2	3	21	4	2	3	0	32	2	0	.350	.238
Servoss, Robert	.224	109	374	317	46	71	92	16	1	1	37	5	1	4	47	46	0	3	.290	.331
Mallory, Sheldon	.210	40	169	124	26	26	41	4	1	3	20	5	3	0	37	26	9	2	.331	.384
Haynes, Dan	.209	70	296	273	32	57	97	10	0	10	31	0	3	3	17	56	0	0	.355	.260
Murphy, Brian	.165	51	144	115	12	19	19	0	0	0	9	3	1	3	22	13	0	0	.165	.312
Meier, Calvin	.163	61	208	160	24	26	36	2	1	2	21	2	4	1	41	26	0	1	.225	.330
TOTALS	.238	138	5147	4417	626	1050	1524	170	23	86	559	41	40	48	602	733	90	36	.345	.333

Team Pitching

PITCHER	W	L	PCT	ERA	G	GS	CG	SHO	SV	IP	H	R	ER	HR	HB	BB	IBB	SO	WP	BK
Bernard, Ed	3	0	1.000	0.53	7	0	0	0	1	17.0	12	1	1	1	0	6	2	12	1	0
Duncan, Pete	4	1	.800	1.66	7	4	2	0	0	38.0	33	9	7	2	0	7	2	27	0	1
Baird, Harry	2	0	1.000	1.80	6	0	0	0	0	20.0	19	4	4	1	0	6	0	7	0	1
Pelz, Paul	6	1	.857	2.40	9	8	3	2	0	60.0	48	18	16	0	1	16	1	22	4	0
Angelini, Norm	9	7	.563	2.49	56	0	0	0	11	105.0	85	41	29	4	0	59	16	94	4	0
Balderson, Dick	2	3	.400	2.60	24	1	0	0	5	45.0	39	20	13	4	3	23	7	18	3	0
Autry, Al	10	5	.667	2.89	19	19	5	1	0	137.0	104	57	44	9	3	66	5	124	9	0
Colton, Stewart	0	1	.000	3.00	1	1	1	0	0	6.0	4	2	2	2	0	1	0	1	0	0
Hammon, Randal	5	3	.625	3.39	9	9	5	1	0	61.0	54	24	23	3	0	29	5	32	2	0
Bruno, Tom	5	7	.417	3.43	17	17	5	1	0	118.0	113	56	45	7	4	33	5	81	4	3
Lance, Gary	11	5	.688	3.44	45	12	4	1	1	157.0	155	80	60	3	12	68	7	95	10	1
Garcia, Ruben	7	9	.438	4.10	23	23	8	0	0	136.0	139	73	62	10	4	54	2	86	4	1
Isom, Curtis	6	8	.429	4.29	23	21	3	1	0	105.0	87	73	50	5	3	82	0	86	16	0
Starkovich, Paul	4	5	.444	4.89	27	6	0	0	0	81.0	85	58	44	8	5	69	3	47	4	1
Montgomery, Monty	4	5	.444	5.01	18	17	2	0	0	88.0	105	65	49	13	1	30	1	23	1	0
Meier, Calvin	0	0	—	12.00	1	0	0	0	0	3.0	6	4	4	1	0	1	0	1	0	1
TOTALS	78	60	.565	3.46	138	138	38	7	18	1175.1	1088	585	453	73	36	550	56	756	62	9

Standings and Playoffs

EAST DIVISION	AFF.	W	L	PCT	GB	ATT	MANAGER(S)
JACKSONVILLE SUNS	KC	78	60	.565	—	98,652	Billy Gardner
Orlando Twins	Min	73	61	.545	3	44,952	Dick Phillips
Savannah Braves	Atl	73	65	.529	5	77,025	Tommie Aaron
Columbus Astros	Hou	65	73	.471	13	106,462	Jimmie Williams

WEST DIVISION	AFF.	W	L	PCT	GB	ATT	MANAGER(S)
Knoxville White Sox	Chi-A	72	63	.533	—	52,432	Jim Napier
Asheville Orioles	Bal	70	67	.511	3	42,840	Cal Ripken, Sr.
Montgomery Rebels	Det	61	76	.445	12	46,320	Jim Leyland
Birmingham A's	Oak	54	81	.400	18	22,897	Harry Bright

PLAYOFFS: Knoxville def. Jacksonville, 3-2.

Team Batting

PLAYER	AVG	G	TPA	AB	R	H	TB	2B	3B	HR	RBI	SH	SF	HP	BB	SO	SB	CS	SLG	OBP
Scott, Rodney	.338	20	94	77	19	26	28	2	0	0	8	1	2	0	14	9	12	2	.364	.430
Rahe, Gary	.313	25	92	80	11	25	35	6	2	0	8	1	1	0	10	13	1	2	.438	.385
Zdeb, Joe	.265	129	510	438	60	116	156	17	4	5	43	1	4	4	63	80	11	12	.356	.360
Cripe, David	.263	98	402	354	40	93	119	14	3	2	33	3	1	1	43	45	4	2	.336	.343
Murphy, Brian	.257	121	416	358	33	92	100	6	1	0	23	1	2	2	53	45	0	3	.279	.354
Poquette, Thomas	.256	105	419	355	50	91	122	16	0	5	40	3	4	10	47	38	8	3	.344	.356
Smith, Charles	.239	98	335	285	24	68	101	16	1	5	36	4	5	1	40	63	2	7	.354	.329
Mallory, Sheldon	.238	123	514	432	68	103	161	18	2	12	56	6	3	4	69	71	42	13	.373	.346
Clark, Douglas	.230	132	504	457	41	105	169	24	2	12	52	2	4	1	40	78	5	2	.370	.291
Washington, Ron	.228	96	299	267	22	61	70	7	1	0	20	7	2	2	21	39	18	9	.262	.288
Arcia, Jose	.228	46	160	149	9	34	47	1	0	4	19	3	3	0	5	26	1	1	.315	.248
Thomasson, Harold	.227	21	51	44	8	10	11	1	0	0	2	1	0	1	5	14	0	0	.250	.320
Fleming, John	.225	107	370	338	26	76	118	16	4	6	36	4	4	4	20	52	1	1	.349	.273
Davis, Kenzie	.220	68	206	177	26	39	53	6	1	2	10	2	0	1	26	55	16	7	.299	.324
Bridges, Keith	.211	35	105	95	8	20	23	3	0	0	4	2	0	1	7	22	3	1	.242	.272
Jones, Bryan	.194	42	144	124	16	24	38	5	0	3	11	1	2	1	16	31	1	3	.306	.287
Paepke, Dennis	.189	63	194	169	7	32	39	4	0	1	12	1	1	1	22	36	0	3	.231	.285
Blomberg, Steve	.063	9	18	16	2	1	1	0	0	0	0	0	0	0	2	4	1	0	.063	.167
Gonzalez, Luis	.026	14	40	38	2	1	1	0	0	0	0	1	0	0	1	10	1	0	.026	.051
TOTALS	.239	138	4873	4253	472	1017	1392	162	21	57	413	44	38	34	504	731	127	71	.327	.322

Team Pitching

PITCHER	W	L	PCT	ERA	G	GS	CG	SHO	SV	IP	H	R	ER	HR	HB	BB	IBB	SO	WP	BK
Bernard, Ed	5	1	.833	1.80	33	0	0	0	7	45.0	38	16	9	0	0	24	5	45	6	0
Larkin, Mike	1	2	.333	1.89	14	0	0	0	1	19.0	19	10	4	1	1	5	1	14	3	0
Bruno, Tom	1	3	.250	2.03	4	4	2	0	0	31.0	24	10	7	1	0	15	2	12	2	0
Quisenberry, Dan	0	1	.000	2.25	6	0	0	0	1	8.0	5	3	2	0	0	4	1	2	0	0
McClure, Bob	3	2	.600	2.36	9	4	2	1	0	42.0	31	18	11	3	2	23	2	39	3	2
Wright, Gary	5	3	.625	2.57	15	7	3	0	0	63.0	59	22	18	3	0	19	2	31	2	0
Garcia, Ruben	6	12	.333	2.69	29	23	7	0	0	167.0	135	70	50	7	4	66	5	106	5	2
Ballinger, Mark	4	3	.571	3.00	18	3	2	0	0	48.0	39	18	16	3	5	24	4	20	4	0
Hasbach, Dave	9	10	.474	3.13	24	24	11	4	0	164.0	139	66	57	7	4	58	1	92	12	0
Hammon, Randal	10	11	.476	3.18	27	27	9	1	0	181.0	182	96	64	13	6	76	7	112	6	1
McKinney, Lynn	4	5	.444	3.56	15	14	2	0	1	86.0	91	42	34	3	1	38	0	57	2	0
Olsen, Lewis	2	10	.167	3.69	16	16	3	0	0	100.0	95	51	41	7	1	27	4	34	6	1
Barr, Bob	0	2	.000	3.71	7	1	0	0	1	17.0	17	7	7	0	0	6	1	8	0	0
Balderson, Dick	0	3	.000	3.72	20	0	0	0	0	29.0	34	19	12	3	0	17	3	8	1	0
Branch, Roy	7	6	.538	3.82	17	14	8	0	0	92.0	91	50	39	4	5	50	2	75	5	1
Leshnock, Don	1	1	.500	4.00	16	0	0	0	2	18.0	23	8	8	2	0	14	6	11	3	0
Pelz, Paul	1	1	.500	4.09	6	0	0	0	0	11.0	11	5	5	1	0	9	2	3	0	0
Hrovat, Dale	0	0	—	6.75	9	0	0	0	1	12.0	14	10	9	0	1	6	2	4	1	0
Falcon, Bob	0	3	.000	7.20	9	1	0	0	0	15.0	19	17	12	2	0	15	2	5	1	0
TOTALS	59	79	.428	3.18	138	138	49	6	14	1148.0	1066	538	405	60	30	496	52	678	62	7

Standings and Playoffs

EAST DIVISION	AFF.	W	L	PCT	GB	ATT	MANAGER(S)
Orlando Twins	Min	81	57	.587	—	44,405	Dick Phillips
Savannah Braves	Atl	70	64	.522	9	67,971	Tommie Aaron
Columbus Astros	Hou	70	64	.522	9	74,797	Jim Beauchamp
JACKSONVILLE SUNS	KC	59	79	.428	22	52,737	Billy Scripture

WEST DIVISION	AFF.	W	L	PCT	GB	ATT	MANAGER(S)
Montgomery Rebels	Det	73	61	.545	—	35,751	Les Moss
Birmingham A's	Oak	65	69	.485	8	30,483	Harry Malmberg
Knoxville White Sox	Chi-A	63	75	.457	12	43,730	Jim Napier
Asheville Orioles	Bal	63	75	.457	12	48,928	Jim Schaffer

PLAYOFFS: Montgomery def. Orlando, 3-0.

1976 Jacksonville Suns

Team Batting

PLAYER	AVG	G	TPA	AB	R	H	TB	2B	3B	HR	RBI	SH	SF	HP	BB	SO	SB	CS	SLG	OBP
Concepcion, Onix	.308	5	14	13	1	4	4	0	0	0	4	0	0	0	1	4	0	0	.308	.357
Gaudet, James	.300	15	56	50	5	15	19	4	0	0	4	1	0	0	5	13	1	1	.380	.364
Koegel, Peter	.287	87	348	310	29	89	131	15	0	9	54	0	2	3	33	33	1	2	.423	.359
Beamon, Charlie	.286	138	567	500	58	143	158	12	0	1	47	6	7	5	49	40	16	6	.316	.351
Gates, Joe	.280	124	459	386	63	108	135	14	5	1	21	2	2	5	64	71	25	9	.350	.387
Perkins, Craig	.270	39	148	126	12	34	57	8	0	5	15	0	1	1	20	19	2	0	.452	.372
Wilson, Willie	.253	107	431	388	54	98	126	13	6	1	35	7	3	7	26	72	37	3	.325	.309
Ramirez, Milton	.252	129	433	401	28	101	121	13	2	1	35	12	4	1	15	25	1	2	.302	.278
Laseter, Tom	.239	92	338	309	38	74	118	11	3	9	36	3	0	6	20	51	0	1	.382	.299
Parker, Darrell	.232	49	181	168	17	39	57	5	2	3	18	2	2	1	8	23	1	2	.339	.268
Denevi, Mike	.228	100	337	307	34	70	88	16	1	0	27	5	1	4	20	41	1	4	.287	.283
Blaylock, Gary	.226	103	369	340	35	77	114	14	1	7	43	1	4	2	22	49	1	1	.335	.274
Melvin, Ken	.218	120	407	353	35	77	99	13	0	3	27	2	3	4	45	78	6	3	.280	.311
Serrano, Martin	.216	18	58	51	5	11	12	1	0	0	3	1	2	0	4	4	1	0	.235	.263
Ingalls, Richard	.209	87	265	230	15	48	54	4	1	0	13	10	0	0	25	14	1	3	.235	.286
Fleming, John	.201	91	310	294	26	59	86	6	3	5	25	2	2	1	11	28	1	3	.293	.231
Thomasson, Harold	.105	16	39	38	2	4	5	1	0	0	2	0	0	0	1	14	0	0	.132	.128
Heil, Chuck	.096	17	55	52	2	5	7	2	0	0	7	0	1	0	2	5	0	0	.135	.127
TOTALS	.245	138	4815	4316	459	1056	1391	152	24	45	416	54	34	40	371	584	95	40	.322	.308

Team Pitching

PITCHER	W	L	PCT	ERA	G	GS	CG	SHO	SV	IP	H	R	ER	HR	HB	BB	IBB	SO	WP	BK
Beamon, Charlie	0	0	—	0.00	1	0	0	0	0	0.2	0	0	0	0	0	0	0	0	0	0
Ballinger, Mark	6	2	.750	1.46	21	2	1	1	1	37.0	28	7	6	1	2	22	5	22	3	0
McKinney, Lynn	10	5	.667	1.62	17	17	8	3	0	128.0	97	37	23	5	6	51	2	65	5	0
Garcia, Ruben	6	2	.750	1.88	26	6	4	2	3	67.0	48	18	14	3	0	28	3	38	4	0
Quisenberry, Dan	0	1	.000	2.25	9	0	0	0	0	12.0	8	6	3	0	0	4	2	6	0	0
Osburn, Pat	7	4	.636	2.32	14	14	7	2	0	93.0	75	30	24	2	4	44	0	52	7	0
Wright, Gary	1	1	.500	2.45	9	1	1	0	0	22.0	17	6	6	0	2	10	2	13	2	0
Bernard, Ed	2	6	.250	2.60	12	8	2	0	0	52.0	48	19	15	3	1	16	2	30	2	0
Paschall, Bill	9	8	.529	2.67	21	18	8	0	0	145.0	126	53	43	7	2	31	5	88	0	2
Viebrock, Alan	0	0	—	2.77	7	0	0	0	0	13.0	8	4	4	1	0	7	2	3	1	0
Williams, Gary	7	9	.438	2.79	23	22	9	3	0	145.0	118	52	45	7	2	65	0	86	3	2
Overstreet, Dave	7	11	.389	2.87	23	20	7	1	0	138.0	120	56	44	3	8	71	2	62	4	1
Hrovat, Dale	1	3	.250	3.09	20	0	0	0	1	35.0	29	16	12	2	1	20	2	13	1	0
Branch, Roy	6	11	.353	3.10	25	23	8	0	0	157.0	116	67	54	6	12	73	3	93	5	1
McGilberry, Randy	3	6	.333	3.25	44	0	0	0	5	61.0	51	28	22	1	0	43	10	62	3	0
Cowan, Ed	1	0	1.000	3.60	7	0	0	0	0	5.0	3	2	2	0	0	5	0	2	2	0
Williams, Mike	0	3	.000	5.00	6	4	1	0	0	27.0	29	21	15	5	0	24	2	9	1	0
Meyring, Brad	0	0	—	7.50	3	3	0	0	0	12.0	23	14	10	2	3	5	0	2	0	0
Melvin, Ken	0	0	—	9.00	2	0	0	0	0	5.0	5	6	5	0	2	0	0	4	1	1
TOTALS	66	72	.478	2.70	138	138	56	12	10	1154.7	949	442	347	48	45	519	42	650	44	7

Standings and Playoffs

EAST DIVISION	AFF.	W	L	PCT	GB	ATT	MANAGER(S)
Orlando Twins	Min	75	64	.540	—	41,951	Dick Phillips
Charlotte O's	Bal	74	66	.529	1½	113,559	Jim Schaffer
Savannah Braves	Atl	69	71	.493	6½	58,361	Tommie Aaron
JACKSONVILLE SUNS	KC	66	72	.478	8½	69,343	Billy Scripture

WEST DIVISION	AFF.	W	L	PCT	GB	ATT	MANAGER(S)
Montgomery Rebels	Det	81	56	.591	—	59,754	Les Moss
Chattanooga Lookouts	Oak	70	68	.507	11½	135,144	Rene Lachemann
Knoxville White Sox	Chi-A	61	77	.442	20½	38,046	Gordon Lund
Columbus Astros	Hou	58	80	.420	23½	50,171	Leo Posada

PLAYOFFS: Orlando def. Charlotte, 1-0; Montgomery def. Chattanooga, 1-0. Montgomery def. Orlando, 3-1.

1977 Jacksonville Suns

Team Batting

PLAYER	AVG	G	TPA	AB	R	H	TB	2B	3B	HR	RBI	SH	SF	HP	BB	SO	SB	CS	SLG	OBP
Gillen, Kevin	.276	127	495	446	54	123	162	19	4	4	54	1	5	4	39	54	8	4	.363	.336
Gates, Joe	.264	120	483	397	62	105	139	12	8	2	26	5	1	1	79	78	32	13	.350	.387
Barranca, German	.259	118	469	409	47	106	123	9	4	0	36	13	1	3	43	57	29	8	.301	.333
Parker, Darrell	.256	137	551	512	64	131	204	27	2	14	76	6	8	3	22	75	9	6	.398	.286
Gaudet, James	.253	93	330	292	30	74	101	14	5	1	28	2	2	1	33	47	3	1	.346	.329
Koegel, Peter	.252	65	258	210	22	53	91	8	0	10	31	1	3	1	43	25	0	1	.433	.377
Ireland, Tim	.245	48	181	155	19	38	45	5	1	0	11	0	1	3	22	30	2	6	.290	.348
Silverio, Luis	.239	108	405	352	59	84	130	17	4	7	43	6	1	3	43	81	42	6	.369	.326
Glass, Robert	.236	54	160	144	5	34	39	2	0	1	7	2	0	0	14	10	1	1	.271	.304
Melvin, Ken	.234	64	254	218	30	51	72	9	0	4	21	2	1	1	32	50	13	8	.330	.333
Denevi, Mike	.232	133	522	449	50	104	124	14	0	2	39	11	1	2	59	58	10	6	.276	.323
Jones, Sammie Lee	.228	45	145	136	10	31	38	5	1	0	8	2	0	0	7	23	4	6	.279	.266
Garcia, Ruben	.211	42	161	142	23	30	31	1	0	0	13	2	1	0	16	20	8	2	.218	.289
Phelps, Ken	.195	81	316	262	30	51	78	6	3	5	40	1	3	7	43	47	1	1	.298	.321
McCann, Francis	.185	45	147	130	11	24	34	4	0	2	12	0	0	0	17	42	2	0	.262	.279
Thomasson, Harold	.100	3	12	10	1	1	1	0	0	0	1	0	0	0	2	0	0	0	.100	.250
Yarbrough, William	.087	7	23	23	2	2	2	0	0	0	0	0	0	0	0	0	1	0	.087	.087
TOTALS	.243	138	4912	4287	519	1042	1414	152	32	52	446	54	28	29	514	697	165	69	.330	.326

Team Pitching

PITCHER	W	L	PCT	ERA	G	GS	CG	SHO	SV	IP	H	R	ER	HR	HB	BB	IBB	SO	WP	BK
Grzybek, Ben	0	0	—	0.00	1	1	0	0	0	7.0	5	1	0	0	0	4	0	6	2	0
Ako, Gerald	2	0	1.000	0.60	4	1	1	0	0	15.0	11	6	1	1	0	3	0	13	1	0
Quisenberry, Dan	3	1	.750	1.34	33	0	0	0	6	74.0	61	18	11	2	1	11	3	33	0	1
Throop, George	8	7	.533	2.17	17	17	11	4	0	133.0	105	41	32	6	2	45	2	82	6	0
McGilberry, Randy	3	3	.500	2.17	29	0	0	0	5	54.0	40	17	13	3	2	24	3	51	3	0
Eaton, Craig	6	5	.545	2.51	13	13	8	2	0	97.0	77	31	27	4	0	27	0	42	3	0
Paschall, Bill	11	11	.500	2.78	26	26	13	3	0	194.0	170	70	60	12	2	45	1	100	2	1
Garcia, Dave	1	0	1.000	3.00	4	0	0	0	0	9.0	10	4	3	1	0	8	0	5	1	0
Olsen, Lewis	3	2	.600	3.23	6	6	0	0	0	39.0	40	16	14	1	1	5	0	10	0	1
Daly, Mark	10	9	.526	3.30	23	22	7	1	0	142.0	128	61	52	6	3	57	0	108	2	1
Burke, Steve	6	5	.545	3.42	28	9	4	0	4	100.0	91	44	38	1	9	49	1	76	4	0
Gale, Rich	6	5	.545	3.60	12	12	6	2	0	80.0	64	32	32	6	2	24	1	68	0	0
Badcock, Tom	2	0	1.000	3.60	6	0	0	0	1	10.0	9	4	4	0	0	5	0	10	4	0
Ballinger, Mark	0	2	.000	3.71	8	1	0	0	3	17.0	16	9	7	1	0	3	0	17	2	1
Branch, Roy	4	6	.400	3.78	12	11	4	3	0	69.0	74	41	29	3	5	34	0	45	8	0
Williams, Gary	5	10	.333	4.45	21	14	5	0	0	87.0	93	57	43	9	2	43	0	56	3	0
Cvejdlik, Kent	2	0	1.000	4.91	7	5	0	0	0	33.0	38	20	18	4	0	13	0	16	3	0
TOTALS	72	66	.522	2.98	138	138	59	17	19	1160.0	1032	472	384	60	29	400	11	738	44	5

Standings and Playoffs

EAST DIVISION	**AFF.**	**W**	**L**	**PCT**	**GB**	**ATT**	**MANAGER(S)**
Orlando Twins	Min	76	61	.555	—	46,113	John Goryl
Savannah Braves*	Atl	77	63	.550	½	80,070	Gene Hassell
JACKSONVILLE SUNS**	KC	72	66	.522	4½	86,888	Gordie MacKenzie
Charlotte O's	Bal	69	71	.493	8½	89,506	Jim Schaffer

WEST DIVISION	**AFF.**	**W**	**L**	**PCT**	**GB**	**ATT**	**MANAGER(S)**
Montgomery Rebels***	Det	86	51	.628	—	61,738	Ed Brinkman
Chattanooga Lookouts	Oak	61	75	.449	24½	92,601	George Farson
Columbus Astros	Hou	60	77	.438	26	48,449	Leo Posada
Knoxville White Sox	Chi-A	50	87	.365	36	34,938	Jim Napier

PLAYOFFS: Jacksonville def. Savannah, 2-1. Montgomery def. Jacksonville, 2-0.
* Won first half **Won second half ***Won both halves

1978 Jacksonville Suns

Team Batting

PLAYER	AVG	G	TPA	AB	R	H	TB	2B	3B	HR	RBI	SH	SF	HP	BB	SO	SB	CS	SLG	OBP
Haley, Mike	.333	5	6	6	0	2	2	0	0	0	0	0	0	0	0	1	0	0	.333	.333
Glass, Robert	.270	114	436	381	48	103	120	14	0	1	37	7	6	4	38	19	3	3	.315	.338
Heath, Kelly	.268	70	261	231	29	62	77	6	0	3	24	3	2	0	25	25	5	6	.333	.337
Gillen, Kevin	.257	111	453	401	41	103	154	18	6	7	47	7	2	0	43	34	2	4	.384	.327
Foster, Larry	.256	106	436	336	65	86	156	15	2	17	48	2	2	4	92	77	5	5	.464	.419
Ireland, Tim	.248	66	289	250	35	62	86	10	4	2	31	4	5	3	27	30	13	5	.344	.323
Phelps, Ken	.247	124	495	381	65	94	162	20	0	16	61	3	5	7	99	57	1	0	.425	.407
Barranca, German	.242	49	203	182	22	44	57	3	2	2	13	2	0	0	19	17	13	4	.313	.313
Ondina, Mike	.236	141	541	470	56	111	162	23	2	8	53	11	5	1	54	100	11	9	.345	.313
Djakonow, Powel	.235	130	521	434	66	102	176	18	4	16	73	3	6	5	73	81	4	0	.406	.347
Cunningham, Mark	.233	64	235	210	24	49	68	7	3	2	15	6	3	0	16	30	2	4	.324	.284
Enright, George	.232	78	269	237	25	55	57	2	0	0	18	3	4	1	24	25	2	1	.241	.301
Eschen, James	.232	101	429	341	48	79	106	10	1	5	32	4	2	2	80	48	9	7	.311	.379
Yarbrough, William	.227	109	379	357	36	81	102	5	2	4	40	4	2	0	16	59	11	3	.286	.259
Thomasson, Harold	.172	48	172	157	16	27	34	4	0	1	14	0	0	0	15	36	4	1	.217	.244
Jones, Sammie Lee	.000	3	5	4	0	0	0	0	0	0	1	0	1	0	0	1	0	0	.000	.000
TOTALS	.242	142	5130	4378	576	1060	1519	155	26	84	507	59	45	27	622	640	85	52	.347	.337

Team Pitching

PITCHER	W	L	PCT	ERA	G	GS	CG	SHO	SV	IP	H	R	ER	HR	HB	BB	IBB	SO	WP	BK
Cornell, Jeff	2	3	.400	1.42	22	0	0	0	6	38.0	20	9	6	1	1	16	6	26	1	1
Christenson, Gary	5	3	.625	1.80	9	8	5	2	0	60.0	50	18	12	5	1	20	0	32	4	0
Reichenbach, Mike	2	1	.667	2.00	7	5	2	0	0	36.0	33	10	8	3	0	15	0	10	0	0
Quisenberry, Dan	4	2	.667	2.39	48	0	0	0	15	64.0	62	22	17	1	1	12	5	29	0	1
Cvejdlik, Kent	10	11	.476	2.44	26	26	11	3	0	199.0	165	66	54	14	5	64	4	122	4	3
Morley, Mike	3	5	.375	2.61	10	10	1	0	0	69.0	69	27	20	2	0	22	1	21	4	0
Grzybek, Ben	8	8	.500	2.64	21	21	8	3	0	140.0	133	54	41	7	0	46	0	84	2	1
Daly, Mark	10	6	.625	2.71	19	19	6	2	0	123.0	129	65	37	4	2	45	0	66	4	0
Sadowski, Jim	1	5	.167	2.95	22	2	1	1	4	55.0	42	21	18	5	1	18	1	36	0	0
Eaton, Craig	6	3	.667	3.04	11	11	4	1	0	83.0	71	31	28	6	2	18	0	37	3	0
Dubee, Richard	12	9	.571	3.44	24	24	9	1	0	162.0	162	73	62	11	3	44	0	60	3	0
Laskey, Bill	3	2	.600	4.33	7	4	0	0	0	27.0	23	14	13	6	0	15	1	13	0	0
Bobinger, Mitch	3	4	.429	4.58	21	3	0	0	0	53.0	64	36	27	8	1	27	5	30	6	1
DeFilippis, Art	0	3	.000	4.91	10	2	0	0	0	11.0	12	10	6	1	0	13	0	8	1	0
Ako, Gerald	4	2	.667	4.96	12	4	2	1	0	49.0	59	31	27	9	2	16	4	29	1	0
Nelson, Doug	0	2	.000	6.60	3	3	0	0	0	15.0	15	13	11	2	0	13	0	8	1	1
TOTALS	73	69	.514	2.94	142	142	49	14	25	1184.0	1109	500	387	85	19	404	27	611	34	8

Standings and Playoffs

EAST DIVISION	AFF.	W	L	PCT	GB	ATT	MANAGER(S)
Orlando Twins*	Min	82	61	.573	—	42,801	John Goryl
JACKSONVILLE SUNS	KC	73	69	.514	8½	86,834	Gordie MacKenzie
Savannah Braves**	Atl	72	72	.500	10½	68,126	Bobby Dews
Columbus Astros	Hou	70	73	.490	12	75,438	Jimmy Johnson
Charlotte O's	Bal	66	78	.458	16½	64,163	Lance Nichols

WEST DIVISION	AFF.	W	L	PCT	GB	ATT	MANAGER(S)
Knoxville White Sox***	Chi-A	88	56	.611	—	87,916	Tony LaRussa/Joe Jones
Memphis Chicks	Mon	71	73	.493	17	153,686	Felipe Alou
Montgomery Rebels	Det	67	77	.465	21	41,618	Ed Brinkman
Nashville Sounds	Cin	64	77	.454	22½	380,159	Chuck Goggin
Chattanooga Lookouts	Cle	63	80	.441	24½	53,917	John Orsino/Jimmy Bragan

* Won first half **Won second half ***Won both halves

PLAYOFFS: Savannah def. Orlando, 2-1. Knoxville def. Savannah, 2-1.

1979 Jacksonville Suns

Team Batting

PLAYER	AVG	G	AB	R	H	TB	2B	3B	HR	RBI	SH	SF	HP	BB	IBB	SO	SB	CS	DP	SLG	OBP
Parker, Darrell	.319	79	282	42	90	140	22	2	8	56	3	4	1	23	2	31	5	2	9	.496	.368
Webb, Dennis	.301	126	438	65	132	141	7	1	0	19	7	2	3	76	1	36	30	7	6	.322	.407
Eschen, James	.290	115	372	58	108	150	14	2	8	71	1	5	1	69	2	27	10	4	7	.403	.398
Garcia, Ruben	.289	136	440	70	127	152	19	3	0	41	9	2	3	100	5	52	36	8	16	.345	.422
McCann, Francis	.278	127	460	50	128	189	25	3	10	84	8	6	3	40	2	80	16	5	11	.411	.336
Heath, Kelly	.273	129	422	67	115	168	26	3	7	61	6	5	1	58	3	52	8	9	8	.398	.358
Westendorf, Philip	.269	141	472	72	127	184	24	3	9	63	6	7	4	68	3	100	3	0	6	.390	.361
Harris, LaMart	.263	124	445	71	117	139	13	0	3	28	12	1	2	52	1	61	68	14	11	.312	.342
Hogg, David	.251	109	334	40	84	125	12	1	9	49	6	4	2	58	2	59	3	0	7	.374	.362
Johnson, Ron	.246	17	61	8	15	27	6	0	2	10	0	1	1	6	1	9	2	1	3	.443	.319
Gustavson, Duane	.234	52	128	7	30	37	4	0	1	11	2	1	1	23	0	23	0	2	3	.289	.353
Yarbrough, William	.233	111	352	47	82	125	13	3	8	42	6	2	1	31	3	43	10	2	8	.355	.295
Ondina, Mike	.218	35	101	9	22	31	3	0	2	14	1	1	0	14	3	27	1	1	3	.307	.310
Hill, Elmore	.181	45	182	19	33	60	3	0	8	20	0	1	1	15	3	39	0	0	5	.330	.246
Westmoreland, Claude	.000	1	3	0	0	0	0	0	0	0	0	0	0	0	0	2	0	0	0	.000	.000
TOTALS	.269	141	4499	626	1210	1668	191	21	75	569	67	42	24	633	31	642	192	55	105	.371	.359

Team Pitching

PITCHER	W	L	PCT	ERA	G	GS	CG	SHO	SV	IP	H	R	ER	HR	HB	BB	IBB	SO	WP	BK
Yarbrough, William	0	0	—	0.00	1	0	0	0	0	1.0	0	0	0	0	0	3	0	0	0	0
Martin, Renie	3	1	.750	1.00	8	0	0	0	3	18.0	10	3	2	0	1	4	0	14	0	0
Ganger, Robert	0	2	.000	2.25	18	0	0	0	4	28.0	20	8	7	3	0	11	0	13	0	0
Chamberlain, Craig	12	9	.571	2.59	22	22	11	3	0	160.0	142	57	46	10	6	45	3	117	7	5
Casbolt, William	1	1	.500	2.70	8	0	0	0	0	10.0	14	6	3	1	1	12	3	6	1	0
Morley, Mike	8	4	.667	2.89	16	16	7	0	0	109.0	96	43	35	11	3	40	3	63	2	0
Schattinger, Jeff	8	2	.800	3.13	22	0	0	0	3	46.0	42	19	16	0	2	26	3	17	2	0
Twitty, Jeffrey	2	0	1.000	3.24	14	0	0	0	3	25.0	23	11	9	2	1	4	2	21	1	0
Cornell, Jeff	6	10	.375	3.45	49	1	1	0	9	86.0	62	41	33	4	1	52	5	76	6	0
Laskey, Bill	4	3	.571	3.53	15	15	3	1	0	97.0	78	44	38	6	5	46	0	53	4	0
Skinner, John	1	2	.333	3.72	4	4	1	1	0	29.0	19	14	12	1	1	11	0	16	2	0
Hendricks, Erik	3	1	.750	4.02	13	5	0	0	0	47.0	36	27	21	3	8	51	0	46	6	0
Jones, Michael	9	13	.409	4.10	26	26	8	2	0	167.0	142	92	76	13	1	109	3	116	16	1
Hansloven, Jeffrey	3	2	.600	4.32	10	9	1	1	0	50.0	42	24	24	6	0	32	0	25	3	0
Dubee, Richard	8	13	.381	4.84	28	28	3	2	0	158.0	187	105	85	10	1	64	8	68	6	0
Hamrick, Stephen	1	2	.333	4.98	20	3	0	0	1	47.0	59	32	26	5	2	26	3	23	3	0
Grzybek, Ben	0	7	.000	6.07	17	14	2	0	0	83.0	91	62	56	7	2	62	2	31	4	2
Reichenbach, Mike	0	0	—	6.14	10	0	0	0	0	22.0	36	21	15	1	0	11	0	6	3	0
TOTALS	69	72	.489	3.83	141	143	37	10	23	1183.0	1099	609	504	83	35	609	35	711	66	8

Standings and Playoffs

EAST DIVISION	AFF.	W	L	PCT	GB	ATT	MANAGER(S)
Columbus Astros**	Hou	84	59	.587	—	108,780	Jimmy Johnson
Charlotte O's*	Bal	73	69	.514	10½	122,336	Jim Williams
JACKSONVILLE SUNS	KC	69	72	.489	14	114,546	Joe Jones
Orlando Twins	Min	60	81	.426	23	41,021	Roy McMillan
Savannah Braves	Atl	60	83	.420	24	85,001	Eddie Haas

WEST DIVISION	AFF.	W	L	PCT	GB	ATT	MANAGER(S)
Nashville Sounds**	Cin	83	61	.576	—	515,482	George Scherger
Memphis Chicks*	Mon	82	62	.569	1	226,832	Billy Gardner
Chattanooga Lookouts	Cle	75	69	.521	8	107,780	Woody Smith
Knoxville White Sox	Chi-A	65	76	.461	16½	62,876	Gordon Lund
Montgomery Rebels	Det	62	81	.434	20½	98,487	Denny Sommers

* Won first half **Won second half ***Won both halves

PLAYOFFS: Columbus def. Charlotte, 2-0; Nashville def. Memphis, 2-1. Nashville def. Columbus, 3-1.

1980 Jacksonville Suns

Team Batting

PLAYER	AVG	G	AB	R	H	TB	2B	3B	HR	RBI	SH	SF	HP	BB	IBB	SO	SB	CS	DP	SLG	OBP
Firuva, Dan	.556	3	9	0	5	7	2	0	0	1	0	0	0	1	0	3	0	0	0	.778	.600
Concepcion, Onix	.322	74	273	48	88	143	13	3	12	44	4	8	5	24	1	24	17	5	8	.524	.377
Motley, Darryl	.319	51	182	30	58	90	15	1	5	31	0	2	5	11	2	13	8	2	5	.495	.370
Heath, Kelly	.307	55	205	25	63	92	10	2	5	27	1	2	1	2	12	25	2	3	8	.449	.314
Sheridan, Pat	.305	97	367	63	112	158	17	7	5	42	4	1	0	31	0	62	14	4	6	.431	.358
Atkinson, James	.290	20	69	9	20	31	5	0	2	9	1	1	0	6	0	9	2	1	2	.449	.342
McCann, Francis	.275	64	229	36	63	107	15	4	7	44	4	5	2	44	0	46	12	3	3	.467	.389
Parker, Darrell	.270	43	159	19	43	61	4	1	4	26	0	1	1	14	0	19	1	1	8	.384	.331
Johnson, Ron	.270	142	514	81	139	248	40	0	23	104	1	6	1	79	7	53	1	1	6	.482	.365
Webb, Dennis	.257	130	501	81	129	150	9	6	0	32	4	3	1	57	1	58	36	18	5	.299	.333
Eschen, James	.257	47	144	17	37	44	1	0	2	18	0	2	0	16	0	12	2	1	6	.306	.327
Westendorf, Philip	.256	102	360	40	92	151	16	2	13	49	0	4	2	36	1	75	0	2	8	.419	.323
Harris, LaMart	.244	132	479	74	117	155	10	8	4	39	12	3	9	48	1	96	53	10	7	.324	.323
Tovar, Raul	.243	22	74	12	18	32	2	3	2	10	1	1	2	10	0	17	2	1	3	.432	.345
Gustavson, Duane	.236	54	165	25	39	52	10	0	1	19	2	2	2	34	0	29	1	1	6	.315	.369
Hogg, David	.221	43	136	16	30	36	6	0	0	18	1	1	1	27	0	27	1	1	5	.265	.352
Haley, Mike	.214	78	266	26	57	85	12	2	4	27	1	1	1	24	0	31	6	5	10	.320	.281
Wieser, Dan	.186	93	264	32	49	72	9	7	0	24	2	0	0	38	0	39	3	5	3	.273	.288
Lewis, Tod	.171	20	82	11	14	19	2	0	1	8	1	0	1	6	0	19	2	0	2	.232	.236
Harper, Daryl	.169	56	136	10	23	26	1	1	0	3	2	1	0	22	2	22	1	1	3	.191	.283
Batter, Ronald	.156	36	109	7	17	19	2	0	0	6	1	0	0	17	0	22	5	1	5	.174	.270
TOTALS	.257	144	4724	663	1213	1778	201	47	90	581	43	44	34	548	27	701	169	66	109	.376	.336

Team Pitching

PITCHER	W	L	ERA	G	GS	CG	SHO	SV	IP	H	R	ER	HR	HB	BB	IBB	SO	WP	BK	OBA
Fischer, Mike	2	4	2.29	6	6	5	0	0	51.0	43	20	13	1	1	18	2	30	1	0	.231
Candiotti, Tom	7	8	2.77	17	17	8	2	0	117.0	98	45	36	6	3	40	4	93	7	1	.233
Dubee, Richard	6	2	3.00	12	11	5	1	0	78.0	77	34	26	6	0	20	0	32	0	0	.257
Hammaker, Atlee	8	9	3.35	20	20	6	1	0	137.0	131	64	51	16	2	37	1	88	2	0	.251
Williams, Larry	1	2	3.72	5	4	1	0	0	29.0	30	18	12	1	0	9	0	15	3	0	.256
Daly, Mark	6	6	3.86	39	7	1	0	2	98.0	96	48	42	6	3	70	6	66	5	0	.265
Jones, Michael	13	6	3.87	24	24	6	2	0	158.0	152	79	68	15	1	83	2	116	3	0	.254
Cornell, Jeff	6	7	4.07	41	9	4	2	10	135.0	137	80	61	16	1	66	1	111	9	0	.260
Skinner, John	7	14	5.06	25	25	7	0	0	160.0	170	108	90	27	1	84	4	92	10	1	.269
Ganger, Robert	1	6	5.52	25	2	0	0	5	44.0	54	29	27	4	2	22	5	25	3	1	.293
Hendricks, Erik	2	6	5.87	41	2	0	0	6	92.0	58	74	60	10	7	82	3	63	14	1	.167
Corr, Larry	1	1	6.14	19	1	0	0	0	44.0	89	44	30	3	5	17	2	19	2	1	.286
Grzybek, Ben	0	4	6.33	5	5	1	0	0	27.0	35	20	19	1	0	16	1	6	0	0	.327
Hansloven, Jeffrey	3	6	6.62	14	11	1	0	0	68.0	85	51	50	4	2	42	2	42	4	0	.310
Eschen, James	0	0	9.00	1	0	0	0	0	1.0	2	1	1	0	0	0	0	0	0	0	.400
TOTALS	63	81	4.26	144	144	45	8	23	1239.0	1257	715	586	116	28	606	33	798	63	5	.257

Standings and Playoffs

EAST DIVISION	AFF.	W	L	PCT	GB	ATT	MANAGER(S)
Savannah Braves**	Atl	77	67	.535	—	88,326	Eddie Haas
Columbus Astros	Hou	76	68	.528	1	123,173	Matt Galante
Charlotte O's*	Bal	72	72	.500	5	198,528	Jim Williams
Orlando Twins	Min	65	78	.455	11½	49,801	Roy McMillan
JACKSONVILLE SUNS	KC	63	81	.438	14	133,218	Gene Lamont

WEST DIVISION	AFF.	W	L	PCT	GB	ATT	MANAGER(S)
Nashville Sounds**	NY-A	97	46	.678	—	575,676	Stump Merrill
Memphis Chicks*	Mon	83	61	.576	14½	322,037	Larry Bearnarth
Montgomery Rebels	Det	68	76	.472	29½	81,168	Roy Majtyka
Chattanooga Lookouts	Cle	61	83	.424	36½	132,338	Woody Smith
Knoxville Blue Jays	Tor	57	87	.396	40½	56,927	Duane Larson

* Won first half **Won second half ***Won both halves

PLAYOFFS: Charlotte def. Savannah, 3-0; Memphis def. Nashville, 3-1. Charlotte def. Memphis, 3-1.

Team Batting

PLAYER	AVG	G	AB	R	H	TB	2B	3B	HR	RBI	SH	SF	HP	BB	IBB	SO	SB	CS	DP	SLG	OBP
Slaught, Don	.335	96	379	45	127	170	21	2	6	44	5	0	3	32	1	44	13	11	7	.449	.391
Leeper, Dave	.269	67	227	19	61	74	7	0	2	29	2	2	3	12	2	35	9	4	5	.326	.311
Ryal, Mark	.267	123	457	50	122	183	15	2	14	69	2	3	1	23	4	78	14	2	11	.400	.302
McCann, Francis	.266	134	463	75	123	201	15	9	15	70	1	7	1	66	4	88	20	6	9	.434	.354
Buckner, James	.264	45	148	29	39	60	9	3	2	22	0	3	0	20	2	11	8	1	2	.405	.345
Wellman, Brad	.263	135	498	72	131	178	25	2	6	47	9	4	4	47	0	68	14	6	11	.357	.329
Silverio, Luis	.245	19	53	5	13	19	3	0	1	6	0	0	1	11	0	14	6	4	0	.358	.385
Turner, Ira	.241	98	336	41	81	128	12	7	7	40	1	1	6	25	0	99	25	9	4	.381	.304
Tovar, Raul	.228	97	289	22	66	77	9	1	0	23	7	1	6	27	0	44	8	3	11	.266	.307
Atkinson, James	.224	99	317	36	71	107	8	2	8	42	2	2	2	45	1	43	3	1	4	.338	.322
Luethy, Dave	.222	8	18	2	4	6	2	0	0	2	0	0	0	2	0	4	0	0	0	.333	.300
Hood, David	.222	95	284	44	63	103	11	1	9	33	2	1	4	61	3	61	2	2	6	.363	.366
Hicks, Joe	.212	43	146	14	31	38	5	1	0	15	0	1	0	9	1	12	8	5	5	.260	.256
Biancalana, Buddy	.210	132	385	47	81	98	7	2	2	27	11	2	3	51	0	18	25	9	6	.255	.306
Wieser, Dan	.199	105	331	59	66	104	12	1	8	37	4	3	0	64	2	64	14	7	6	.314	.327
Westendorf, Philip	.196	28	92	5	18	23	5	0	0	7	0	1	0	2	0	23	0	0	1	.250	.211
Gleissner, James	.194	13	31	2	6	9	3	0	0	4	0	0	0	3	0	11	0	0	0	.290	.265
Stephans, Russell	.167	4	12	1	2	2	0	0	0	1	0	0	0	0	1	0	0	0	0	.167	.167
Patterson, Steven	.125	18	56	5	7	12	1	2	0	4	0	0	0	6	0	14	0	0	4	.214	.210
TOTALS	.246	142	4528	573	1113	1593	170	35	80	522	46	31	34	506	21	735	169	70	92	.352	.324

Team Pitching

PITCHER	W	L	ERA	G	GS	CG	SHO	SV	IP	H	R	ER	HR	HB	BB	IBB	SO	WP	BK	OBA
Fischer, Daniel	2	0	1.17	3	3	2	0	0	23.0	16	4	3	0	0	6	1	9	0	0	.190
Botelho, Derek	2	2	1.95	7	5	2	1	1	37.0	27	9	8	2	0	4	0	15	0	0	.201
Creel, Keith	12	7	2.72	20	20	10	4	0	148.2	106	52	45	13	2	44	4	105	4	3	.199
St. Clair, Danny	1	2	3.21	20	0	0	0	2	28.0	20	10	10	0	1	3	1	27	0	0	.200
Vanderbush, Walter	3	4	3.42	12	8	2	0	1	55.1	48	29	21	3	2	30	1	41	8	0	.242
Cornell, Jeff	8	9	3.59	26	26	8	1	0	165.2	141	76	66	8	7	114	0	106	8	0	.233
Morley, Mike	5	10	3.73	17	17	4	0	0	108.2	95	57	45	8	2	59	3	54	3	0	.238
Wills, Frank	9	14	3.99	27	27	11	1	0	191.2	199	104	85	16	9	91	3	174	15	3	.267
Dubee, Richard	8	6	4.04	33	7	2	0	3	107.0	134	65	48	10	3	24	5	61	1	0	.294
Voyles, Curtis	8	8	4.64	32	10	0	0	4	85.1	88	54	44	11	4	47	2	46	2	1	.269
Potestio, Doug	3	7	5.10	11	11	3	1	0	72.1	89	50	41	6	3	27	1	33	4	0	.312
Hansloven, Jeffrey	2	1	5.15	27	0	0	0	3	43.2	53	30	25	2	0	23	1	29	5	0	.310
DiLorenzo, Chris	0	3	5.45	10	3	0	0	1	33.0	38	24	20	4	2	18	1	22	1	0	.277
Williams, Larry	3	4	5.92	16	6	2	0	0	65.1	65	45	43	14	2	33	0	45	3	0	.264
Pippin, Craig	1	2	8.82	26	0	0	0	3	33.2	47	40	33	10	1	18	1	16	1	1	.341
Hood, David	0	0	16.20	1	0	0	0	0	1.2	5	3	3	0	0	0	0	1	0	0	.500
TOTALS	65	77	4.05	146	143	46	8	18	1200.1	1171	652	540	107	38	541	24	784	55	8	.256

Standings and Playoffs

EAST DIVISION	AFF.	W	L	PCT	GB	ATT	MANAGER(S)
Orlando Twins*	Min	79	63	.556	—	69,391	Tom Kelly
Charlotte O's	Bal	74	69	.517	5½	204,546	Mark Wiley
Savannah Braves**	Atl	70	70	.500	8	104,254	Andy Gilbert
JACKSONVILLE SUNS	KC	65	77	.457	14	126,384	Gene Lamont
Columbus Astros	Hou	63	78	.446	15½	109,135	Matt Galante

WEST DIVISION	AFF.	W	L	PCT	GB	ATT	MANAGER(S)
Nashville Sounds**	NY-A	81	62	.566	—	550,676	Stump Merrill
Memphis Chicks*	Mon	77	66	.538	4	307,007	Larry Bearnarth
Birmingham Barons	Det	71	70	.503	9	220,219	Roy Majtyka
Chattanooga Lookouts	Cle	67	76	.469	13½	149,017	Woody Smith
Knoxville Blue Jays	Tor	63	80	.440	18	70,807	Duane Larson / Larry Hardy

* Won first half **Won second half ***Won both halves

PLAYOFFS: Orlando def. Savannah, 3-1; Nashville def. Memphis, 3-0. Orlando def. Nashville, 3-1.

1982 Jacksonville Suns

Team Batting

PLAYER	AVG	G	AB	R	H	TB	2B	3B	HR	RBI	SH	SF	HP	BB	IBB	SO	SB	CS	DP	SLG	OBP
Dewey, Duane	.301	32	93	15	28	44	1	0	5	21	4	0	1	19	0	28	3	2	1	.473	.425
Leeper, Dave	.293	132	502	59	147	189	23	5	3	50	4	4	2	31	4	60	24	3	8	.376	.334
Atkinson, James	.268	110	381	51	102	165	21	3	12	47	1	1	6	46	4	53	6	6	9	.433	.355
Stephans, Russell	.263	120	384	47	101	145	14	0	10	42	3	3	2	43	4	43	10	6	15	.378	.338
Davis, Wallace	.256	122	450	69	115	171	18	4	10	57	3	3	3	46	1	101	17	9	6	.380	.327
Brewer, Mike	.249	121	438	74	109	192	15	4	20	68	0	1	5	56	0	80	34	5	10	.438	.340
Ferris, Robert	.238	122	399	54	95	168	26	1	15	56	2	2	2	62	4	121	5	2	4	.421	.342
Scranton, Jim	.235	126	413	44	97	112	7	4	0	41	5	3	2	36	0	60	10	11	13	.271	.297
Wilkerson, Martin	.233	121	417	36	97	139	14	2	8	49	6	6	2	34	3	37	0	2	7	.333	.290
Simunic, Doug	.233	12	43	4	10	15	3	1	0	10	0	0	0	4	0	9	0	0	2	.349	.298
Johnson, Rondin	.221	128	494	59	109	126	8	3	1	28	11	3	0	34	0	65	14	3	8	.255	.269
Turner, Ira	.220	102	341	47	75	108	9	3	6	25	3	2	5	29	1	97	22	5	3	.317	.289
Hegman, Bob	.210	87	262	36	55	56	1	0	0	15	5	1	1	28	0	41	11	4	2	.214	.288
Ashmore, Mitch	.182	23	66	2	12	15	3	0	0	4	1	1	0	9	0	19	0	0	0	.227	.276
Pirruccello, Mark	.000	2	3	1	0	0	0	0	0	0	0	0	0	1	0	1	0	0	0	.000	.250
TOTALS	.246	144	4686	598	1152	1645	163	30	90	513	48	30	31	478	21	815	156	58	88	.351	.318

Team Pitching

PITCHER	W	L	ERA	G	GS	CG	SHO	SV	IP	H	R	ER	HR	HB	BB	IBB	SO	WP	BK	OBA
St. Clair, Danny	9	4	1.53	51	0	0	0	14	70.2	43	17	12	4	4	23	1	73	2	-	.177
Parrott, Mike	2	0	1.57	6	3	0	0	0	23.0	12	5	4	1	3	12	1	17	1	-	.162
Huisman, Mark	4	4	2.14	36	0	0	0	9	54.2	52	18	13	5	3	15	4	60	3	-	.243
Alvarez, Mike	9	0	2.34	24	5	2	0	4	92.1	80	31	24	8	5	19	3	53	2	-	.231
Jackson, Barry	7	2	2.39	14	14	3	1	0	98.0	78	30	26	4	1	42	1	74	1	-	.222
Shaw, Theo	7	5	2.80	20	20	5	2	0	128.2	80	53	40	18	7	79	0	114	9	1	.180
Yuhas, Vince	7	5	3.00	14	14	5	1	0	105.0	90	40	35	10	0	30	0	94	1	-	.229
Harsh, Nick	4	2	3.00	8	5	3	2	0	51.0	47	20	17	3	2	14	0	20	2	-	.253
Vanderbush, Walter	13	12	3.45	28	28	6	2	0	193.0	162	88	74	9	9	100	2	161	13	-	.230
Ray, Glenn	10	9	3.49	28	24	7	4	0	170.0	148	76	66	13	1	90	2	84	7	1	.241
Huffman, Philip	3	3	3.99	8	8	1	0	0	49.2	47	24	22	6	2	22	0	41	2	-	.246
Ferreira, Tony	2	4	4.10	6	6	0	0	0	37.1	38	20	17	3	0	14	0	30	0	-	.271
Pickert, Gary	3	3	4.29	36	1	0	0	1	42.0	34	23	20	6	3	20	4	35	4	0	.217
Botelho, Derek	3	4	4.57	9	9	3	1	0	65.0	54	35	33	10	1	25	0	35	1	-	.229
Raine, Steven	0	3	4.76	6	4	0	0	0	22.2	23	14	12	3	1	32	1	16	2	0	.277
Potestio, Doug	0	1	5.23	4	0	0	0	0	10.1	11	13	6	1	1	5	2	2	3	0	.262
Williams, Larry	0	0	5.71	5	0	0	0	1	17.1	17	12	11	6	1	7	0	9	1	-	.246
Wyatt, Reggie	0	0	10.80	4	0	0	0	0	6.2	10	8	8	1	0	10	0	4	1	-	.345
TOTALS	83	61	3.20	144	141	35	13	29	1237.1	1026	527	440	111	44	559	21	922	55	-	.227

Standings and Playoffs

EAST DIVISION	**AFF.**	**W**	**L**	**PCT**	**GB**	**ATT**	**MANAGER(S)**
JACKSONVILLE SUNS***	KC	83	61	.576	—	125,645	Gene Lamont
Columbus Astros	Hou	74	69	.517	8½	159,266	Matt Galante
Orlando Twins	Min	74	70	.514	9	66,505	Tom Kelly
Savannah Braves	Atl	69	75	.479	14	111,910	Andy Gilbert
Charlotte O's	Bal	66	77	.462	16½	148,973	Mark Wiley

WEST DIVISION	**AFF.**	**W**	**L**	**PCT**	**GB**	**ATT**	**MANAGER(S)**
Nashville Sounds**	NY-A	77	67	.535	—	507,907	Johnny Oates
Knoxville Blue Jays*	Tor	73	71	.507	4	84,451	Larry Hardy
Memphis Chicks	Mon	70	74	.486	7	315,628	Rick Renick
Birmingham Barons	Det	69	74	.483	7½	231,294	Ed Brinkman
Chattanooga Lookouts	Cle	63	80	.441	13½	157,948	"Dirty" Al Gallagher

* Won first half **Won second half ***Won both halves

PLAYOFFS:Jacksonville def. Columbus, 3-1;Nashville def. Knoxville, 3-1.Nash. def. Jacksonville, 3-1.

1983 Jacksonville Suns

Team Batting

PLAYER	AVG	G	AB	R	H	TB	2B	3B	HR	RBI	SH	SF	HP	BB	IBB	SO	SB	CS	DP	SLG	OBP
Hansen, Roger	.333	1	3	0	1	1	0	0	0	0	0	0	0	1	0	0	0	0	0	.333	.500
Davis, Wallace	.317	90	331	51	105	176	15	7	14	63	2	6	0	36	2	78	37	7	9	.532	.378
Leeper, Dave	.293	36	147	22	43	63	9	1	3	25	1	4	0	9	0	18	2	1	1	.429	.325
Morris, John	.288	140	490	96	141	253	27	8	23	92	0	2	4	109	1	107	30	9	4	.516	.420
Wilkerson, Martin	.281	110	377	37	106	130	20	2	0	48	3	4	3	45	4	37	3	1	12	.345	.359
Johnson, Rondin	.265	140	555	74	147	169	12	5	0	30	13	5	0	86	0	51	25	11	13	.305	.361
Best, William	.247	117	385	52	95	162	19	6	12	55	4	2	1	63	3	57	14	6	10	.421	.353
Pecota, Bill	.242	72	260	38	63	89	9	1	5	25	1	2	0	33	1	39	9	6	3	.342	.325
Hegman, Bob	.238	74	235	39	56	69	8	1	1	36	3	0	0	29	0	39	5	1	4	.294	.322
Ferris, Robert	.238	132	446	62	106	166	24	0	12	56	0	5	2	23	3	143	5	3	11	.372	.275
Hatcher, Hal	.237	53	194	25	46	76	9	3	5	32	1	0	2	19	2	32	1	1	4	.392	.312
Pirruccello, Mark	.222	3	9	1	2	2	0	0	0	2	0	1	0	2	1	1	0	0	0	.222	.333
Scranton, Jim	.218	141	450	43	98	116	10	1	2	31	14	3	7	42	0	73	8	8	10	.258	.293
Rizzo, Rick	.214	97	350	48	75	114	10	1	9	34	1	1	8	35	2	54	26	7	9	.326	.299
Ashmore, Mitch	.210	80	267	29	56	72	8	1	2	25	6	1	2	38	0	59	3	2	6	.270	.312
Snider, Van	.182	13	33	2	6	9	3	0	0	2	1	0	0	1	0	7	1	0	1	.273	.206
Dewey, Duane	.153	58	176	10	27	39	6	0	2	16	2	1	2	23	0	33	4	3	5	.222	.257
TOTALS	.277	145	4814	722	1332	2039	232	35	135	658	45	25	46	549	17	685	97	79	124	.424	.355

Team Pitching

PITCHER	W	L	ERA	G	GS	CG	SHO	SV	IP	H	R	ER	HR	HB	BB	IBB	SO	WP	BK	OBA
Alvarez, Mike	6	7	2.07	30	6	1	0	11	87.0	76	31	20	5	2	30	2	47	1	-	.236
Wills, Frank	5	2	2.48	8	8	2	0	0	54.1	44	19	15	3	1	23	1	40	4	-	.220
Olson, Mike	5	3	2.59	11	11	3	2	0	83.1	80	29	24	5	0	25	1	38	1	-	.261
Saberhagen, Bret	6	2	2.91	11	11	2	1	0	77.1	66	31	25	7	1	29	2	48	2	-	.231
Gubicza, Mark	14	12	3.08	28	28	5	0	0	196.0	146	81	67	10	4	93	5	146	14	-	.208
Strode, Les	7	5	3.20	25	18	3	1	0	118.0	98	58	42	9	5	50	1	95	0	-	.227
Huisman, Mark	6	3	3.23	37	0	0	0	10	61.1	60	25	22	1	3	25	3	46	6	-	.258
Harsh, Nick	3	3	3.26	18	9	1	0	1	80.0	76	37	29	5	4	37	2	31	5	-	.253
Wong, Dave	5	3	3.38	50	0	0	0	7	77.1	61	32	29	7	2	34	1	43	3	-	.216
Martinez, Arthur	0	0	3.68	6	0	0	0	1	7.1	10	8	3	1	0	5	0	5	3	-	.313
Fischer, Daniel	3	3	3.83	16	0	0	0	0	56.1	61	27	24	5	2	26	2	37	0	-	.276
Ferreira, Tony	7	11	4.22	35	20	3	1	2	136.1	122	77	64	7	4	68	5	65	5	-	.243
Shaw, Theo	5	7	4.43	16	16	3	1	0	105.2	102	60	52	10	1	69	2	68	6	-	.254
Ray, Glenn	5	7	5.54	26	18	2	0	4	115.1	142	87	71	14	3	62	3	44	3	-	.309
Perez, Valerio	0	0	—	1	0	0	0	0	0.0	1	3	3	0	0	2	0	0	0-		1.000
TOTALS	77	68	3.51	145	145	25	6	36	1255.2	1145	605	490	89	32	578	30	753	53	-	.244

Standings and Playoffs

EAST DIVISION	AFF.	W	L	PCT	GB	ATT	MANAGER(S)
Savannah Braves*	Atl	81	64	.559	—	66,057	Bobby Dews
JACKSONVILLE SUNS**	KC	77	68	.571	4	137,480	Gene Lamont
Charlotte O's	Bal	69	77	.473	12½	113,450	Grady Little
Columbus Astros	Hou	64	79	.448	16	118,102	Jack Hiatt
Orlando Twins	Min	62	83	.428	19	70,202	Phil Roof

WEST DIVISION	AFF.	W	L	PCT	GB	ATT	MANAGER(S)
Birmingham Barons*	Det	91	54	.628	—	241,253	Roy Majtyka
Nashville Sounds**	NY-A	88	58	.603	3½	490,002	Doug Holmquist
Chattanooga Lookouts	Sea	68	75	.476	22	150,473	Mickey Bowers/Bill Haywood
Knoxville Blue Jays	Tor	64	82	.438	27½	107,304	John McLaren
Memphis Chicks	Mon	61	85	.418	30½	213,183	Rick Renick

* Won first half **Won second half ***Won both halves

PLAYOFFS: Jacksonville def. Savannah, 3-1; Birmingham def. Nashville, 3-2. B'ham def. Jacksonville, 3-1.

1984 Jacksonville Suns

Team Batting

PLAYER	AVG	G	AB	R	H	TB	2B	3B	HR	RBI	SH	SF	HP	BB	IBB	SO	SB	CS	DP	SLG	OBP
Johnson, Wallace	.299	31	117	18	35	43	5	0	1	12	2	2	0	20	3	8	3	5	0	.368	.396
Galarraga, Andres	.289	143	533	81	154	271	28	4	27	87	1	4	9	59	10	122	2	8	10	.508	.367
Baker, Kenny	.276	134	485	68	134	174	26	4	2	37	3	1	1	81	6	42	11	8	9	.359	.380
Candaele, Casey	.273	132	532	68	145	178	23	2	2	53	5	6	1	30	1	35	26	18	13	.335	.309
Hoeksema, David	.270	145	552	74	149	210	21	2	12	71	2	4	6	37	3	74	6	1	12	.380	.321
Hertzler, Paul	.270	135	471	65	127	196	22	1	15	65	3	3	5	45	1	66	27	14	12	.416	.338
Carl, Jeff	.267	120	397	53	106	171	22	2	13	54	2	6	1	37	0	77	5	6	8	.431	.327
Ramler, Steve	.263	10	19	4	5	8	0	0	1	3	0	1	0	3	0	3	0	0	0	.421	.348
Szajko, Daniel	.259	30	81	10	21	21	0	0	0	5	2	0	1	7	0	8	1	0	1	.259	.326
Delany, Dennis	.258	72	198	13	51	63	6	0	2	27	4	2	0	25	2	30	1	0	9	.318	.338
Moreno, Armando	.230	126	400	51	92	136	12	1	10	55	13	2	2	77	4	40	17	7	8	.340	.356
Thiessen, Tim	.226	78	248	32	56	72	8	1	2	22	9	1	1	38	1	20	6	5	9	.290	.330
McNealy, Robert	.222	107	320	47	71	80	5	2	0	19	8	1	1	41	0	22	16	11	3	.250	.311
Santovenia, Nelson	.216	90	255	27	55	79	9	0	5	29	4	2	0	44	2	30	0	3	12	.310	.329
Moore, Billy	.214	6	14	0	3	3	0	0	0	1	0	1	0	3	0	2	0	1	0	.214	.333
Hocutt, Mike	.083	4	12	1	1	2	1	0	0	2	0	0	0	1	0	1	0	0	0	.167	.154
TOTALS	.258	145	4709	616	1213	1716	189	19	92	547	65	36	28	560	33	609	121	87	107	.364	.338

Team Pitching

PITCHER	W	L	ERA	G	GS	CG	SHO	SV	IP	H	R	ER	HR	HB	BB	IBB	SO	WP	BK	OBA
Barrett, Tim	1	1	2.19	2	2	1	1	0	12.1	11	3	3	0	0	7	1	12	0	0	.239
Cates, Tim	5	3	2.45	11	10	2	1	0	69.2	50	25	19	9	2	32	1	55	2	0	.201
Williams, Mark	5	6	2.49	23	14	2	0	1	119.1	107	46	33	9	1	49	4	67	9	1	.240
Stoll, Rich	10	5	2.76	17	17	5	0	0	114.1	105	47	35	6	4	37	0	59	3	4	.248
St. Claire, Randy	10	7	2.88	48	0	0	0	15	75.0	64	35	24	4	2	29	14	56	2	0	.235
Mustad, Eric	2	1	2.92	6	4	1	1	1	24.2	22	8	8	1	2	12	0	17	2	0	.247
McKay, Troy	3	5	3.50	13	13	0	0	0	54.0	52	29	21	6	2	35	0	24	5	1	.252
Torres, Miguel	6	7	3.58	26	26	5	3	0	150.2	147	72	60	7	1	66	0	78	5	1	.256
Dopson, John	10	8	3.69	26	26	6	1	0	170.2	198	83	70	10	1	41	2	76	5	0	.296
Kinnunen, Mike	6	2	3.72	38	1	0	0	4	75.0	61	33	31	3	2	56	4	42	4	0	.231
Gilbreath, Ron	6	8	3.94	56	0	0	0	3	118.2	113	60	52	6	4	68	12	60	11	0	.259
Huber, Randy	2	2	4.08	21	0	0	0	4	39.2	34	20	18	5	0	16	3	21	3	0	.243
Groves, Larry	0	1	4.50	5	1	0	0	0	14.0	19	10	7	1	1	9	0	9	1	1	.328
Taylor, Jeff	3	4	4.59	31	10	1	0	1	86.1	69	50	44	1	0	79	2	85	6	0	.222
Nicometi, Anthony	1	0	5.00	14	0	0	0	3	18.0	17	10	10	1	0	14	3	9	0	0	.266
Jefferson, James	3	2	5.09	8	8	1	0	0	40.2	43	26	23	3	0	25	1	29	2	0	.272
Brahs, Gary	2	2	6.30	6	6	0	0	0	30.0	37	23	21	7	1	8	0	31	0	0	.298
Johnson, Greg M.	0	0	7.36	2	0	0	0	0	3.2	5	3	3	1	0	2	1	3	0	0	.313
Kinns, Glenn	1	4	8.83	11	7	0	0	0	35.2	50	39	35	5	3	24	0	16	4	0	.336
Baker, Ken	0	0	18.00	1	0	0	0	0	1.0	3	2	2	0	0	2	0	0	0	0	.600
Hess, Jim	0	1	22.50	2	0	0	0	0	2.0	5	5	5	1	0	3	1	2	0	0	.500
TOTALS	76	69	3.76	145	145	24	7	32	1255.1	1212	629	524	86	26	614	49	751	64	8	.257

Standings and Playoffs

EAST DIVISION	AFF.	W	L	PCT	GB	ATT	MANAGER(S)
Greenville Braves*	Atl	80	61	.567	—	217,096	Bobby Dews / Leo Mazzone
Orlando Twins	Min	79	65	.549	2½	72,258	Charlie Manuel
JACKSONVILLE SUNS	Mon	76	69	.524	6	97,158	Rick Renick
Charlotte O's**	Bal	75	72	.510	8	122,792	Grady Little / John Hart
Columbus Astros	Hou	69	71	.493	10½	95,167	Bob Bailey / Jimmy Johnson

WEST DIVISION	AFF.	W	L	PCT	GB	ATT	MANAGER(S)
Nashville Sounds**	NY-A	74	73	.503	—	372,701	Jim Marshall
Memphis Chicks	KC	71	75	.486	2½	208,851	Rick Mathews
Knoxville Blue Jays*	Tor	70	75	.483	3	100,576	John McLaren
Birmingham Barons	Det	66	81	.449	8	175,958	Roy Majtyka
Chattanooga Lookouts	Sea	63	81	.438	9½	130,509	Bill Plummer

* Won first half **Won second half ***Won both halves

PLAYOFFS: Charlotte def. Greenville, 3-1; Knoxville def. Nashville, 3-1. Charlotte def. Knoxville, 3-0.

Team Batting

PLAYER	AVG	G	AB	R	H	TB	2B	3B	HR	RBI	SH	SF	HP	BB	IBB	SO	SB	CS	DP	SLG	OBP
Hertzler, Paul	.319	50	185	31	59	82	11	3	2	15	0	0	1	18	3	18	6	4	3	.443	.382
Paredes, Johnny	.315	21	73	11	23	25	2	0	0	5	2	0	2	6	0	7	3	4	2	.342	.383
Wallace, Tim	.296	55	189	26	56	66	7	0	1	18	0	2	1	16	1	26	4	4	1	.349	.351
Baker, Derrell	.291	102	340	57	99	135	19	4	3	48	3	2	3	50	0	17	3	5	8	.397	.385
Moreno, Armando	.286	105	371	67	106	155	25	0	8	32	8	4	4	60	3	46	4	9	6	.418	.387
Hoeksema, David	.284	22	81	13	23	38	6	0	3	12	1	0	1	7	0	14	0	0	2	.469	.348
Williams, Dallas	.281	39	96	12	27	36	7	1	0	5	0	2	0	9	1	9	4	2	1	.375	.336
Moore, Billy	.259	140	509	83	132	265	30	2	33	104	0	5	11	73	3	97	4	5	17	.521	.361
Hocutt, Mike	.259	139	495	85	128	250	22	8	28	92	4	7	6	79	3	100	9	7	9	.505	.363
Reynolds, Jeff	.259	137	499	53	129	203	30	1	14	69	1	4	2	45	2	118	3	6	10	.407	.320
Johnson, Roy	.252	78	274	39	69	117	13	1	11	37	2	1	5	32	5	31	9	1	11	.427	.340
Szajko, Daniel	.249	73	185	33	46	57	3	1	2	13	1	0	2	35	1	23	11	3	3	.308	.374
Rivera, Luis A.	.240	138	538	74	129	201	20	2	16	72	3	6	7	44	1	69	18	15	7	.374	.303
Thiessen, Tim	.222	40	135	15	30	39	6	0	1	13	1	0	2	11	1	18	1	3	1	.289	.291
Santovenia, Nelson	.217	57	184	15	40	52	6	0	2	15	4	3	1	14	1	18	2	0	10	.283	.272
Carl, Jeff	.204	105	318	32	65	116	14	2	11	38	2	2	1	40	0	55	1	5	9	.365	.294
Silva, Jose	.185	42	108	8	20	23	3	0	0	7	0	0	1	9	0	17	3	1	9	.213	.254
TOTALS	.257	143	4653	662	1196	1879	225	25	136	597	34	38	50	554	25	706	85	74	110	.404	.340

Team Pitching

PITCHER	W	L	ERA	G	GS	CG	SHO	SV	IP	H	R	ER	HR	HB	BB	IBB	SO	WP	BK	OBA
Szajko, Daniel	0	0	0.00	1	0	0	0	0	2.0	4	9	0	0	0	0	0	0	0	0	.444
Moran, Steve	0	0	0.00	1	0	0	0	0	1.0	1	4	0	0	0	0	0	0	0	0	.250
Dopson, John	3	0	1.11	5	5	1	0	0	32.1	27	5	4	2	1	10	0	20	1	0	.233
Groves, Larry	6	4	1.34	36	0	0	0	19	67.1	42	13	10	1	0	20	2	33	4	1	.183
Torres, Miguel	1	0	2.84	11	0	0	0	1	25.1	12	8	8	1	1	22	1	11	1	0	.138
Cutshall, Bill	6	2	3.12	10	10	0	0	0	57.2	55	25	20	5	2	23	0	43	1	0	.255
Youmans, Floyd	7	3	3.36	14	14	1	1	0	85.2	65	35	32	5	2	57	0	86	5	0	.206
Price, Kevin	4	2	3.49	21	8	3	1	0	87.2	83	38	34	11	2	36	2	27	2	0	.252
Graybill, David	4	2	3.65	10	9	1	0	0	56.2	62	25	23	2	3	23	0	26	4	0	.274
Nicometi, Anthony	4	4	3.80	41	0	0	0	4	73.1	84	37	31	3	5	40	6	23	7	0	.297
Alavarez, Jose	2	2	3.83	10	8	1	0	1	56.1	40	28	24	6	3	37	1	42	3	0	.212
Barrett, Tim	13	8	4.03	37	17	1	1	4	145.1	145	70	65	12	4	63	5	111	8	2	.263
Fedor, Francis	2	1	4.22	13	0	0	0	0	21.1	18	10	10	2	3	18	2	15	5	0	.220
Kinns, Glenn	4	7	4.53	37	6	2	0	3	101.1	108	55	51	6	5	56	2	46	8	0	.286
Flores, David	1	2	5.19	11	0	0	0	0	17.1	22	17	10	1	1	12	1	12	4	0	.314
Brahs, Gary	5	7	5.27	33	13	2	1	1	124.2	136	80	73	15	5	56	2	86	4	0	.282
Wayne, Gary	3	12	5.29	20	20	2	0	0	102.0	108	67	60	3	1	70	3	62	11	1	.274
Cates, Tim	4	7	5.42	15	14	2	2	0	74.2	85	52	45	8	5	29	0	36	4	0	.289
McKay, Troy	3	6	5.57	14	14	1	1	0	76.0	86	53	47	2	1	36	1	27	12	0	.295
Cook, Kerry	1	1	10.13	9	3	0	0	0	16.0	27	18	18	2	1	7	1	5	2	0	.386
TOTALS	73	70	4.15	143	141	17	7	33	1224.0	1210	649	565	87	45	615	29	711	86	4	.262

Standings and Playoffs

EAST DIVISION	AFF.	W	L	PCT	GB	ATT	MANAGER(S)
Columbus Astros*	Hou	79	65	.549	—	109,603	Carlos Alfonso
Charlotte O's**	Bal	78	65	.545	½	104,085	John Hart
JACKSONVILLE EXPOS	Mon	73	70	.510	5½	82,907	Tommy Thompson
Orlando Twins	Min	72	71	.503	6½	62,122	Charlie Manuel
Greenville Braves	Atl	70	74	.486	9	214,471	Jim Beauchamp

WEST DIVISION	AFF.	W	L	PCT	GB	ATT	MANAGER(S)
Knoxville Blue Jays**	Tor	79	64	.552	—	108,952	John McLaren
Huntsville Stars*	Oak	78	66	.542	1½	300,810	Brad Fischer
Chattanooga Lookouts	Sea	66	77	.462	13	112,700	Bill Plummer
Memphis Chicks	KC	65	79	.451	14½	200,682	Tommy Jones
Birmingham Barons	Det	57	86	.399	22	140,671	MacKenzie/DeJohn/Franchi/ Grote

* Won first half **Won second half ***Won both halves

PLAYOFFS: Charlotte def. Columbus, 3-1; Huntsville def. Knoxville, 3-1. Huntsville def. Charlotte, 3-2.

1986 Jacksonville Expos

Team Batting

PLAYER	AVG	G	AB	R	H	TB	2B	3B	HR	RBI	SH	SF	HP	BB	IBB	SO	SB	CS	DP	SLG	OBP
Barnes, Skeeter	.500	3	8	1	4	4	0	0	0	1	0	1	0	1	0	1	0	1	0	.500	.500
Leary, Rob	.333	1	3	0	1	1	0	0	0	2	0	0	0	0	0	1	0	0	0	.333	.333
Daugherty, John	.317	138	502	87	159	216	37	4	4	63	7	3	4	79	1	58	15	6	14	.430	.412
Corey, Mark	.313	90	336	50	105	173	15	1	17	56	0	2	4	32	3	64	2	7	5	.515	.377
Moreno, Armando	.311	133	456	79	142	223	24	6	15	61	2	2	1	90	2	53	3	7	9	.489	.424
Santovenia, Nelson	.306	31	72	15	22	41	7	0	4	11	2	0	1	19	0	7	0	1	2	.569	.457
Powell, Alonzo	.301	105	402	67	121	197	21	5	15	80	2	3	4	49	3	78	15	11	10	.490	.380
Norman, Nelson	.289	122	402	53	116	144	19	3	1	45	4	4	1	44	4	15	2	3	13	.358	.357
Paredes, Johnny	.286	122	472	86	135	178	15	5	6	34	4	1	5	51	0	44	22	10	11	.377	.361
Tejada, Wil	.270	107	382	49	103	163	11	5	13	46	2	2	8	25	1	74	10	8	9	.427	.326
Lawrence, Andy	.269	41	134	20	36	68	8	0	8	30	1	0	2	7	0	19	1	1	7	.507	.315
Reynolds, Jeff	.268	143	557	85	149	272	36	0	29	113	1	1	6	44	1	106	2	8	16	.488	.327
Cecchini, Jim	.247	33	89	10	22	29	4	0	1	7	0	0	2	11	0	18	0	1	2	.326	.343
Weinberger, Gary	.238	75	261	31	62	82	7	2	3	27	3	4	1	17	1	23	2	2	6	.314	.283
Sferrazza, Matt	.231	42	156	21	36	40	4	0	0	12	4	1	1	16	0	20	12	2	7	.256	.305
Camelo, Peter	.220	129	455	55	100	181	21	3	18	66	2	1	3	49	1	68	11	8	10	.398	.299
Wallace, Tim	.196	19	56	7	11	15	1	0	1	4	2	0	2	7	0	12	0	1	2	.268	.308
Huson, Jeff	.000	1	4	0	0	0	0	0	0	0	0	0	0	0	0	0	0	0	0	.000	.000
TOTALS	.277	143	4814	722	1332	2039	232	35	135	658	45	25	46	549	17	685	97	79	124	.424	.355

Team Pitching

PITCHER	W	L	ERA	G	GS	CG	SHO	SV	IP	H	R	ER	HR	HB	BB	IBB	SO	WP	BK	OBA
Price, Kevin	8	6	3.07	60	0	0	0	20	93.2	87	36	32	4	2	28	4	63	2	-	.244
Cutshall, Bill	8	2	3.20	18	18	0	0	0	112.1	93	43	40	3	5	61	1	88	7	2	.226
Fischer, Jeff	5	2	3.69	11	11	3	2	0	70.2	70	35	29	9	2	16	1	39	1	-	.254
Gardner, Mark	10	11	3.84	29	28	3	1	0	168.2	144	88	72	8	8	90	1	140	15	-	.233
Groves, Larry	5	3	3.88	31	0	0	0	7	53.1	53	26	23	7	1	37	2	25	3	1	.266
McKay, Troy	7	10	4.16	25	25	4	1	0	151.1	161	87	70	19	3	59	0	80	7	0	.275
Nicometi, Anthony	2	4	4.33	41	1	0	0	2	68.2	80	36	33	6	2	34	2	57	5	-	.292
Barrett, Tim	3	4	4.50	11	9	3	0	0	60.0	51	30	30	6	1	28	2	31	3	1	.230
Reynolds, Jeff	0	0	4.50	4	0	0	0	0	4.0	7	2	2	0	1	2	0	2	0	0	.368
Cook, Kerry	2	2	4.88	43	0	0	0	1	66.1	76	44	36	8	3	43	0	27	8	0	.291
Holman, Brian	11	9	5.14	27	27	3	0	0	157.2	146	111	90	16	0	122	1	118	10	7	.244
Raymer, Greg	9	9	6.10	32	21	3	0	0	138.2	158	108	94	13	2	86	1	67	10	0	.292
Traen, Thomas	3	3	6.85	14	5	1	0	1	44.2	56	38	34	7	2	26	0	35	1	1	.313
Trautwein, John	2	1	7.04	12	0	0	0	1	23.0	24	19	18	2	3	25	2	14	3	-	.300
Graves, Joseph	0	1	9.22	11	0	0	0	2	13.2	16	16	14	2	1	15	1	10	2	1	.302
Williams, Mark	0	1	9.53	3	0	0	0	0	5.2	11	6	6	1	0	4	0	2	0	-	.423
TOTALS	75	68	4.55	143	145	20	4	34	1232.1	1233	725	623	111	36	676	18	798	77		.262

Standings and Playoffs

EAST DIVISION	AFF.	W	L	PCT	GB	ATT	MANAGER(S)
JACKSONVILLE EXPOS*	Mon	75	68	.524	—	164,772	Tommy Thompson
Greenville Braves	Atl	73	71	.507	2½	203,647	Jim Beauchamp
Columbus Astros**	Hou	70	70	.500	3½	134,964	Dave Cripe / Gary Tuck
Charlotte O's	Bal	71	73	.493	4½	106,426	Greg Biagini
Orlando Twins	Min	70	73	.490	5	75,728	George Mitterwald

WEST DIVISION	AFF.	W	L	PCT	GB	ATT	MANAGER(S)
Huntsville Stars*	Oak	78	63	.553	—	263,198	Brad Fischer
Knoxville Blue Jays**	Tor	74	70	.514	5½	109,731	Larry Hardy
Birmingham Barons	Chi-A	70	73	.490	9	175,932	Tom Haller / Bob Bailey
Memphis Chicks	KC	69	75	.479	10½	252,036	Tommy Jones
Chattanooga Lookouts	Sea	64	78	.451	14½	118,684	R.J. Harrison

* Won first half **Won second half ***Won both halves

PLAYOFFS: Columbus def. Jacksonville, 3-1; Huntsville def. Knoxville, 3-1.Columbus def. Huntsville, 3-1.

Team Batting

PLAYER	AVG	G	AB	R	H	TB	2B	3B	HR	RBI	SH	SF	HP	BB	IBB	SO	SB	CS	DP	SLG	OBP
Berger, Mike	.293	143	508	94	149	249	20	7	22	93	1	7	8	71	4	106	13	6	9	.490	.384
Lawrence, Andy	.290	131	479	60	139	202	25	1	12	76	1	2	2	34	3	68	7	5	9	.422	.338
Walker, Larry	.287	128	474	91	136	253	25	7	26	83	0	3	9	67	5	120	24	3	6	.534	.383
Weinberger, Gary	.280	27	100	9	28	37	5	2	0	14	1	0	0	6	0	6	2	0	3	.370	.321
Santovenia, Nelson	.279	117	394	56	110	184	17	0	19	63	1	3	5	36	1	58	3	4	13	.467	.345
Hann, Scott	.278	107	370	51	103	161	24	2	10	40	3	3	6	30	2	37	4	4	2	.435	.340
Wright, George	.262	87	328	50	86	137	15	3	10	58	0	4	2	33	3	32	4	3	10	.418	.330
Houston, Mel	.250	95	392	55	98	114	9	2	1	26	6	0	3	46	1	41	20	11	9	.291	.333
Linares, Rufino	.250	1	4	0	1	1	0	0	0	0	0	0	0	0	0	0	0	0	0	.250	.250
Santiago, Norman	.243	61	140	12	34	43	6	0	1	17	4	1	2	13	1	16	0	1	9	.307	.314
Moreno, Armando	.223	117	417	70	93	146	23	3	8	46	6	2	7	80	0	58	5	7	7	.350	.356
Camelo, Peter	.222	96	324	36	72	125	16	2	11	39	2	3	2	29	3	55	6	5	6	.386	.288
Opis, James	.219	37	128	13	28	38	8	1	0	11	1	2	1	8	0	31	1	0	3	.297	.266
Beltre, Esteban	.212	142	491	55	104	139	15	4	4	34	10	0	3	40	0	98	9	8	7	.283	.275
Arnold, Tim	.194	38	108	4	21	29	2	0	2	8	1	1	2	12	0	15	0	2	3	.269	.285
Caceres, Edgar	.129	18	62	7	8	10	0	1	0	3	0	0	0	3	0	7	2	0	2	.161	.169
TOTALS	.255	144	4797	668	1223	1881	210	35	126	615	43	32	53	513	23	779	100	61	98	.392	.332

Team Pitching

PITCHER	W	L	ERA	G	GS	CG	SHO	SV	IP	H	R	ER	HR	HB	BB	IBB	SO	WP	BK	OBA
Fowlkes, Alan	2	0	1.72	5	1	0	0	0	15.2	6	4	3	0	2	8	0	10	0	0	.111
Hesketh, Joe	1	0	2.29	6	3	0	0	1	19.2	18	6	5	1	0	4	1	22	1	0	.243
Wayne, Gary	5	1	2.35	56	0	0	0	10	80.1	56	23	21	4	0	35	0	78	2	2	.196
Price, Kevin	9	4	2.40	57	0	0	0	19	97.2	71	29	26	12	2	24	4	63	2	1	.204
Holman, Brian	14	5	2.50	22	22	6	1	0	151.1	114	52	42	9	7	56	0	115	8	2	.209
Trautwein, John	15	4	2.87	56	1	0	0	8	106.2	92	43	34	8	2	42	2	85	4	0	.237
Youmans, Floyd	1	0	3.00	1	1	0	0	0	6.0	4	2	2	1	0	3	0	6	0	0	.200
Shade, Michael	2	3	3.28	38	2	0	0	3	82.1	62	33	30	9	2	46	2	58	0	0	.211
Johnson, Randy	11	8	3.73	25	24	0	0	0	140.0	100	63	58	10	9	128	0	163	12	2	.204
Dopson, John	7	5	3.80	21	21	1	1	0	118.1	123	56	50	8	1	30	1	75	0	0	.261
Clemons, Mark	4	3	3.96	12	11	0	0	1	61.1	64	35	27	6	3	13	1	27	1	0	.259
Perez, Yorkis	2	7	4.05	12	10	1	1	1	60.0	61	34	27	4	1	30	0	60	4	0	.269
Gardner, Mark	4	6	4.19	17	17	1	0	0	101.0	101	50	47	13	0	43	0	78	4	0	.263
Graybill, David	5	4	4.21	11	11	1	1	0	66.1	66	34	31	10	2	22	0	29	0	0	.256
Payne, Michael	2	2	4.95	10	7	0	0	0	36.1	37	22	20	4	0	16	0	22	0	0	.264
Traen, Thomas	0	1	5.52	4	0	0	0	3	14.2	11	9	9	3	0	7	1	8	1	0	.212
Cunningham, Billy	0	1	6.08	3	3	0	0	0	13.1	17	9	9	2	0	6	0	7	0	1	.327
Thompson, Richard	0	0	7.11	7	0	0	0	1	12.2	16	11	10	3	2	4	0	12	3	0	.308
Sudu, Robert	1	5	7.14	11	9	0	0	0	51.2	70	43	41	8	1	29	0	33	2	0	.321
Devlin, Robert	0	0	7.96	13	0	0	0	1	26.0	27	24	23	3	4	23	1	24	1	0	.265
Camelo, Peter	0	0	9.00	1	0	0	0	0	1.0	2	1	1	0	0	0	0	1	0	0	.400
TOTALS	85	59	3.68	144	143	10	4	48	1262.1	1118	583	516	118	38	569	13	976	45	8	.237

Standings and Playoffs

EAST DIVISION	AFF.	W	L	PCT	GB	ATT	MANAGER(S)
JACKSONVILLE EXPOS**	Mon	85	59	.590	—	190,456	Tommy Thompson
Charlotte O's*	Bal	85	60	.586	½	129,246	Greg Biagini
Greenville Braves	Atl	70	74	.486	15	206,468	Jim Beauchamp
Columbus Astros	Hou	67	76	.469	17½	128,845	Tom Wiedenbauer
Orlando Twins	Min	61	82	.427	23½	69,656	George Mitterwald

WEST DIVISION	AFF.	W	L	PCT	GB	ATT	MANAGER(S)
Huntsville Stars**	Oak	74	70	.514	—	256,090	Brad Fischer
Memphis Chicks	KC	72	71	.503	1½	215,749	Bob Schaefer
Birmingham Barons*	Chi-A	68	75	.476	5½	147,279	Rico Petrocelli
Chattanooga Lookouts	Sea	68	75	.476	5½	110,893	Sal Rende
Knoxville Blue Jays	Tor	68	76	.472	6	124,231	Glenn Ezell

* Won first half **Won second half ***Won both halves

PLAYOFFS:Birmingham def.Huntsville,3-0;Charlotte def.Jacksonville,3-2.Birmingham def.Charlotte, 3-1.

1988 Jacksonville Expos

Team Batting

PLAYER	AVG	G	AB	R	H	TB	2B	3B	HR	RBI	SH	SF	HP	BB	IBB	SO	SB	CS	DP	SLG	OBP
Braun, Randy	.284	132	461	62	131	208	28	2	15	76	3	5	2	53	8	63	3	3	10	.451	.357
Moreno, Armando	.270	110	352	58	95	144	22	3	7	57	1	9	2	94	2	56	6	7	8	.409	.418
Pevey, Marty	.261	31	111	21	29	52	11	0	4	17	3	0	0	8	0	13	3	0	5	.468	.311
Vanderwal, John	.260	58	208	22	54	77	14	0	3	14	0	1	1	17	1	49	3	4	3	.370	.317
Dean, Kevin	.256	137	496	81	127	180	24	4	7	48	2	4	3	88	2	107	33	18	6	.363	.369
Blowers, Mike	.250	137	460	58	115	192	20	6	15	60	1	0	2	68	3	114	6	4	11	.417	.349
Huson, Jeff	.248	128	471	72	117	137	18	1	0	34	10	3	3	59	3	45	56	13	15	.291	.334
Houston, Mel	.245	80	265	48	65	82	10	2	1	13	2	2	0	26	0	36	21	2	3	.309	.311
Duke, Doug	.245	72	229	21	56	86	12	0	6	27	1	3	2	16	0	39	1	1	5	.376	.296
Sipe, Pat	.244	111	389	45	95	161	22	1	14	65	1	6	2	15	4	65	2	2	16	.414	.272
Lawrence, Andy	.242	45	153	12	37	54	6	1	3	18	1	2	0	10	0	33	1	1	5	.353	.285
Hill, Orsino	.233	66	202	31	47	72	8	1	5	28	1	1	3	39	3	48	6	3	5	.356	.363
Berger, Mike	.232	63	203	29	47	77	6	3	6	27	0	3	0	30	0	52	2	4	2	.379	.326
Caffrey, Robert	.228	81	272	30	62	99	13	3	6	31	1	2	2	14	0	61	1	0	4	.364	.269
Frobel, Doug	.216	16	37	5	8	19	0	1	3	8	0	0	0	1	0	6	0	1	1	.514	.237
Soares, Todd	.214	6	14	1	3	4	1	0	0	2	0	0	0	1	0	6	0	1	0	.286	.267
Baker, Derrell	.179	16	28	3	5	5	0	0	0	1	1	0	0	5	0	3	2	0	1	.179	.303
Santiago, Norman	.167	7	12	1	2	2	0	0	0	1	1	1	0	2	0	1	0	0	2	.167	.267
Beltre, Esteban	.150	35	113	5	17	19	2	0	0	6	0	0	0	3	0	28	1	0	1	.168	.172
Oller, Jeff	.000	2	3	0	0	0	0	0	0	0	0	0	0	0	0	0	0	0	0	.000	.000
TOTALS	.244	142	4571	609	1117	1675	217	28	95	539	36	42	22	558	26	860	147	64	104	.366	.327

Team Pitching

PITCHER	W	L	ERA	G	GS	CG	SHO	SV	IP	H	R	ER	HR	HB	BB	IBB	SO	WP	BK	OBA
Peters, Tim	1	1	1.27	17	0	0	0	8	28.1	20	6	4	1	0	13	2	26	1	1	.194
Martinez, Arthur	0	0	1.50	3	0	0	0	0	6.0	9	7	1	1	0	3	0	3	0	1	.321
Gardner, Mark	6	3	1.60	16	15	4	2	0	112.1	72	24	20	4	5	36	0	130	2	0	.181
Livingston, Dennis	1	0	2.51	12	0	0	0	2	14.1	15	4	4	0	0	6	0	12	1	1	.263
Harris, Gene	9	5	2.63	18	18	7	0	0	126.2	95	43	37	4	2	45	0	103	7	4	.212
Dixon, Eddie	7	6	2.74	61	0	0	0	4	92.0	80	40	28	6	0	42	5	52	4	3	.231
Waddell, Tom	2	1	2.96	25	0	0	0	3	48.2	33	22	16	6	3	23	0	29	3	0	.193
Lewis, Richie	5	3	3.38	12	12	1	0	0	61.1	37	32	23	2	3	56	0	60	7	4	.174
Carriger, Ricky	3	3	3.51	20	0	0	0	1	25.2	22	12	10	0	2	13	2	25	3	2	.229
Jones, Ross	1	0	3.52	7	1	0	0	0	15.1	14	6	6	0	1	8	0	16	0	0	.250
Alexander, Tommy	5	4	3.66	38	8	0	0	1	103.1	81	51	42	7	2	47	0	91	7	6	.213
Clemons, Mark	5	5	3.69	24	17	5	3	0	124.1	125	60	51	8	2	32	1	70	4	3	.263
Graham, Randle	1	3	3.86	12	3	0	0	2	32.2	38	16	14	2	0	4	0	7	0	1	.297
Sauveur, Rich	0	2	4.05	8	0	0	0	1	6.2	7	5	3	0	0	5	0	8	0	0	.259
Hoover, John	10	11	4.11	29	28	3	2	0	159.2	161	90	73	6	3	58	3	121	12	7	.260
Weissman, Craig	1	5	4.56	29	2	0	0	4	53.1	55	29	27	3	4	22	2	38	4	0	.256
Shade, Michael	1	2	4.91	10	0	0	0	1	14.2	19	11	8	0	2	10	0	8	4	0	.345
Perez, Yorkis	8	12	5.82	27	25	2	1	0	130.0	142	96	84	11	4	94	0	105	13	9	.277
Houston, Mel	0	0	6.00	3	0	0	0	0	3.0	2	2	2	0	0	2	0	3	0	0	.182
Welborn, Anthony	2	3	6.12	6	6	0	0	0	25.0	22	21	17	4	2	20	0	15	4	2	.242
Tabaka, Jeff	1	0	6.55	2	2	0	0	0	11.0	14	8	8	1	0	5	0	7	0	0	.333
Jacobson, Nels	0	4	8.47	5	5	0	0	0	17.0	10	19	16	1	0	42	0	12	3	0	.175
TOTALS	69	73	3.67	142	142	22	8	27	1211.1	1073	604	494	67	35	586	15	941	79	44	.237

Standings and Playoffs

EAST DIVISION	AFF.	W	L	PCT	GB	ATT	MANAGER(S)
Greenville Braves***	Atl	87	57	.604	—	209,791	Russ Nixon / Buddy Bailey
JACKSONVILLE EXPOS	Mon	69	73	.486	17	175,396	Tommy Thompson
Columbus Astros	Hou	69	74	.483	17½	110,621	Tom Wiedenbauer
Charlotte Knights	Bal	69	75	.479	18	102,467	Greg Biagini
Orlando Twins	Min	66	75	.468	19½	68,904	Duane Gustavson

WEST DIVISION	AFF.	W	L	PCT	GB	ATT	MANAGER(S)
Chattanooga Lookouts*	Cin	81	62	.566	—	136,921	Tom Runnells
Memphis Chicks**	KC	79	64	.552	2	205,568	Sal Rende
Knoxville Blue Jays	Tor	75	69	.521	6½	87,434	Barry Foote
Birmingham Barons	Chi-A	62	82	.431	19½	269,831	Rico Petrocelli
Huntsville Stars	Oak	59	85	.410	22½	185,811	Tommie Reynolds

* Won first half **Won second half ***Won both halves

PLAYOFFS:Chattanooga def. Memphis, 3-1.Greenville def. Jacksonville, 3-2.Chatt. def. Greenville, 3-0.

Team Batting

PLAYER	AVG	G	AB	R	H	TB	2B	3B	HR	RBI	SH	SF	HP	BB	IBB	SO	SB	CS	DP	SLG	OBP
Grissom, Marquis	.299	78	278	63	83	115	15	4	3	31	1	3	7	24	1	31	24	6	1	.414	.365
Garbey, Barbaro	.289	67	201	19	58	75	11	0	2	24	0	2	4	12	1	22	3	2	5	.373	.338
Colbrunn, Greg	.275	55	178	20	49	71	11	1	3	18	0	1	2	13	0	33	0	0	8	.399	.330
DeShields, DeLino	.270	93	307	55	83	114	10	6	3	35	4	3	1	76	0	80	37	12	3	.371	.413
Mack, Quinn	.256	122	379	46	97	140	19	3	6	40	4	4	1	21	2	55	5	7	9	.369	.294
Vanderwal, John	.253	71	217	30	55	86	9	2	6	24	0	3	1	22	1	51	2	1	5	.396	.321
Houston, Mel	.250	131	424	54	106	148	20	2	6	41	10	4	2	53	3	44	23	17	4	.349	.333
Rodriguez, Boi	.249	130	389	53	97	155	19	6	9	51	1	5	1	33	3	58	6	3	3	.398	.306
Cianfracco, Archi	.245	132	429	46	105	162	22	7	7	50	0	5	1	37	1	126	3	5	8	.378	.303
Teliez, Alonzo	.228	26	101	4	23	27	4	0	0	8	0	0	1	2	0	16	1	1	1	.267	.250
Bundy, Lorenzo	.223	52	166	20	37	58	7	1	4	28	0	1	2	24	4	25	1	2	1	.349	.326
Santana, Miguel	.215	76	251	39	54	60	2	2	0	18	5	0	2	37	0	39	34	15	2	.239	.321
Cordero, Wil	.215	39	121	9	26	42	5	1	3	17	3	1	0	13	0	34	1	2	3	.347	.289
Leary, Rob	.212	48	113	8	24	42	7	1	3	10	3	0	0	7	0	34	0	0	0	.372	.258
Hernandez, Cesar	.211	81	223	25	47	67	9	1	3	13	1	0	0	23	2	59	11	4	2	.300	.285
Wilson, Phil	.210	24	81	11	17	23	3	0	1	6	0	0	1	13	1	12	4	3	2	.284	.326
Natal, Rob	.206	46	141	12	29	39	8	1	0	11	2	3	0	9	0	24	2	1	1	.277	.248
Sipe, Pat	.197	34	117	3	23	28	2	0	1	14	0	0	0	8	1	21	0	0	1	.239	.248
Duke, Doug	.182	22	66	6	12	17	3	1	0	6	0	2	0	8	0	15	0	0	1	.258	.263
Dull, Mike	.178	43	107	9	19	30	4	2	1	11	1	1	1	17	2	16	0	0	1	.280	.294
Williams, Fred	.159	43	88	12	14	25	2	3	1	4	1	0	0	15	0	21	5	0	1	.284	.282
TOTALS	.242	144	4377	544	1058	1524	192	44	62	460	36	38	27	467	22	816	162	81	62	.348	.316

Team Pitching

PITCHER	W	L	ERA	G	GS	CG	SHO	SV	IP	H	R	ER	HR	HB	BB	IBB	SO	WP	BK	OBA
Houston, Mel	0	0	0.00	1	0	0	0	0	1.0	0	0	0	0	0	0	0	1	0	0	.000
Dixon, Eddie	3	1	0.81	14	3	0	0	1	33.1	23	6	3	0	0	3	0	29	1	0	.189
Marchok, Chris	6	6	1.89	64	0	0	0	9	76.0	40	25	16	1	6	39	4	61	9	4	.189
Farmer, Howard	12	9	2.20	26	26	5	2	0	184.0	122	59	45	5	4	50	1	151	6	10	.185
Gakeler, Dan	5	4	2.39	14	14	2	1	0	86.2	70	31	23	1	3	39	1	75	6	1	.220
Rojas, Mel	10	7	2.49	34	12	1	1	5	112.0	62	39	31	1	5	56	0	104	8	1	.166
Carter, Jeff	1	4	2.50	6	6	1	0	0	36.0	28	11	10	2	0	14	1	21	2	0	.219
Bennett, Chris	4	2	2.54	25	8	0	0	3	63.2	42	29	18	3	3	20	0	52	3	1	.183
Lewis, Richie	5	4	2.58	17	17	0	0	0	94.1	80	37	27	2	2	55	0	105	8	2	.251
Chambers, Travis	2	2	2.93	40	4	0	0	2	61.1	49	26	20	1	2	32	0	67	5	0	.216
Rasther, Rick	0	0	3.35	33	1	0	0	6	45.2	42	20	17	5	4	27	0	34	1	0	.247
Perez, Yorkis	4	3	3.60	20	0	0	0	0	35.0	25	16	14	0	0	34	1	50	1	2	.194
Pacillo, Pat	0	1	3.60	2	2	0	0	0	10.0	10	6	4	0	0	3	0	8	0	0	.256
Peters, Tim	3	4	4.44	40	0	0	0	6	52.2	61	34	26	0	2	29	2	35	2	3	.282
Leon, Danilo	7	4	4.63	18	18	1	0	0	95.1	85	62	49	2	9	55	0	64	10	5	.254
Carriger, Ricky	0	0	5.08	14	0	0	0	0	28.1	32	18	16	1	1	14	0	29	2	0	.281
Bottenfield, Kent	3	17	5.26	25	25	1	0	0	138.2	137	101	81	13	9	73	2	91	6	2	.259
Rivera, Hector	1	2	5.33	5	5	0	0	0	27.0	24	17	16	3	0	17	0	22	2	0	.216
Sossamon, Tim	2	6	6.11	19	4	0	0	1	35.1	40	32	24	4	3	20	1	29	1	0	.286
TOTALS	68	76	3.26	144	145	11	4	33	1216.1	972	569	440	44	53	580	13	1028	73	31	.222

Standings and Playoffs

EAST DIVISION	AFF.	W	L	PCT	GB	ATT	MANAGER(S)
Orlando SunRays*	Min	79	65	.549	—	93,034	Ron Gardenhire
Greenville Braves**	Atl	70	69	.504	6½	208,117	Buddy Bailey
Columbus Mudcats	Hou	71	72	.497	7½	95,689	Tom Wiedenbauer
Charlotte Knights	Chi-N	70	73	.490	8½	157,720	Jim Essian
JACKSONVILLE EXPOS	Mon	68	76	.472	11	220,803	Alan Bannister

WEST DIVISION	AFF.	W	L	PCT	GB	ATT	MANAGER(S)
Birmingham Barons*	Chi-A	88	55	.615	—	270,793	Ken Berry
Huntsville Stars**	Oak	82	61	.573	6	217,948	Jeff Newman
Knoxville Blue Jays	Tor	67	76	.469	21	69,776	Barry Foote
Chattanooga Lookouts	Cin	58	81	.417	28	156,677	Jim Tracy
Memphis Chicks	KC	59	84	.413	29	175,334	Jeff Cox

* Won first half **Won second half ***Won both halves

PLAYOFFS: Birmingham def. Huntsville, 3-1;Greenville def.Orlando, 3-1.Birmingham def.Greenville, 3-0.

1990 Jacksonville Expos

Team Batting

PLAYER	AVG	G	AB	R	H	TB	2B	3B	HR	RBI	SH	SF	HP	BB	IBB	SO	SB	CS	DP	SLG	OBP
Vanderwal, John	.303	77	277	45	84	139	25	3	8	40	0	2	3	39	2	46	6	3	7	.502	.393
Colbrunn, Greg	.301	125	458	57	138	208	29	1	13	76	3	6	5	46	4	78	1	2	8	.454	.367
Rodriguez, Boi	.283	105	367	50	104	163	22	5	9	50	7	2	2	45	0	81	2	0	8	.444	.363
Fulton, Greg	.278	11	36	4	10	14	1	0	1	4	1	0	0	6	0	4	0	0	0	.389	.381
Barberie, Bret	.260	133	431	71	112	157	18	3	7	56	3	5	11	67	6	65	20	8	3	.364	.370
Hansen, Terrel	.260	123	420	72	109	211	26	2	24	83	1	3	24	42	2	88	3	4	13	.502	.358
Faulk, Jim	.258	52	190	40	49	60	3	1	2	12	3	0	0	38	0	58	19	12	2	.316	.382
Stairs, Matt	.254	79	280	26	71	97	17	0	3	34	0	5	2	23	1	42	5	3	6	.346	.310
Munoz, Omar	.249	70	197	19	49	57	5	0	1	10	1	1	2	9	0	18	3	0	1	.289	.287
Natal, Rob	.246	62	171	23	42	72	7	1	7	25	1	2	5	16	2	41	0	1	3	.421	.325
Hernandez, Cesar	.242	113	393	56	95	160	21	7	10	50	1	6	7	16	3	75	16	11	4	.407	.280
Cordero, Wil	.234	131	444	63	104	151	18	4	7	40	3	1	5	56	0	122	9	5	3	.340	.326
Kosco, Bryn	.230	32	113	7	26	29	3	0	0	13	2	1	0	11	2	23	0	0	4	.257	.296
Penn, Trevor	.222	104	316	43	70	108	11	3	7	36	2	3	7	39	6	50	7	2	2	.342	.318
Santana, Miguel	.221	92	303	56	67	80	4	3	1	10	4	0	0	27	0	35	21	15	7	.264	.285
Cianfracco, Archi	.219	62	196	18	43	68	10	0	5	29	0	3	2	13	1	47	0	1	4	.347	.271
Marquez, Edwin	.122	17	49	5	6	7	1	0	0	4	0	0	0	3	0	19	0	0	2	.143	.173
TOTALS	.254	144	4641	655	1179	1781	221	33	105	572	32	40	75	496	29	892	112	67	77	.384	.333

Team Pitching

PITCHER	W	L	ERA	G	GS	CG	SHO	SV	IP	H	R	ER	HR	HB	BB	IBB	SO	WP	BK	OBA
Haney, Chris	1	0	0.00	1	1	0	0	0	6.0	6	0	0	0	0	3	0	6	0	0	.273
Lewis, Richie	0	0	1.26	11	0	0	0	3	14.1	7	2	2	0	0	5	0	12	3	0	.163
Carter, Jeff	8	3	1.84	52	7	2	1	15	117.1	90	36	24	4	1	33	1	76	3	1	.215
Winston, Darrin	6	2	2.14	47	0	0	0	7	63.0	38	16	15	3	0	29	2	45	6	0	.180
Piatt, Doug	5	1	2.39	35	0	0	0	6	49.0	38	17	13	1	3	29	2	51	1	0	.222
Barnes, Brian	13	7	2.77	29	28	3	1	0	201.1	194	76	62	12	9	87	2	213	6	1	.266
Marchok, Chris	0	2	2.86	25	0	0	0	3	28.1	26	12	9	1	2	16	3	27	3	1	.239
Nabholz, Chris	7	2	3.03	11	11	0	0	0	74.1	62	28	25	6	0	27	0	72	6	1	.225
Britt, Marco	9	7	3.19	18	18	1	0	0	115.2	130	57	41	6	3	34	1	49	4	0	.293
Bennett, Chris	3	4	3.24	37	0	0	0	9	50.0	35	23	18	2	2	12	0	65	0	3	.183
Malloy, Bob	4	1	3.32	8	5	1	0	0	43.1	34	17	16	4	2	16	0	25	0	0	.221
Bottenfield, Kent	12	10	3.41	29	28	2	1	0	169.0	186	72	64	14	11	57	1	121	8	2	.296
Masters, Dave	0	2	3.46	20	4	0	0	0	41.2	28	22	16	1	1	44	3	49	5	3	.190
Rivera, Hector	6	6	3.60	18	18	2	0	0	105.0	93	46	42	10	1	44	0	60	1	1	.253
Sossamon, Tim	0	0	3.95	7	0	0	0	1	13.2	19	8	6	2	0	5	0	17	0	0	.339
Wainhouse, David	7	7	4.33	17	16	2	0	0	95.2	87	59	46	8	7	47	2	59	2	0	.242
Schmidt, Dave	0	1	4.50	3	2	0	0	0	6.0	4	3	3	1	1	0	0	4	0	0	.174
Davids, Jim	0	0	4.50	3	0	0	0	0	6.0	2	4	3	0	0	3	0	7	0	0	.100
Peters, Tim	0	0	4.50	2	0	0	0	0	2.0	1	1	1	0	0	2	0	1	0	0	.125
Jones, Al	1	3	4.79	5	3	0	0	0	20.2	30	18	11	1	0	5	0	12	2	0	.435
Perez, Yorkis	2	2	6.00	28	2	0	0	1	42.0	36	34	28	5	1	34	2	39	4	0	.222
Galvez, Balvino	0	0	6.75	1	1	0	0	0	4.0	5	4	3	1	0	1	0	3	0	0	.333
TOTALS	84	60	3.18	144	144	13	3	45	1268.1	1151	555	448	82	44	533	19	1013	54	13	.249

Standings and Playoffs

EAST DIVISION	AFF.	W	L	PCT	GB	ATT	MANAGER(S)
Orlando SunRays*	Min	85	59	.590	—	147,070	Ron Gardenhire
JACKSONVILLE EXPOS**	Mon	84	60	.583	1	244,494	Jerry Manuel
Columbus Mudcats	Hou	67	77	.465	18	94,265	Rick Sweet
Charlotte Knights	Chi-N	65	79	.451	20	271,502	Tommy Helms / Jay Loviglio
Greenville Braves	Atl	57	87	.396	28	204,929	Buddy Bailey

WEST DIVISION	AFF.	W	L	PCT	GB	ATT	MANAGER(S)
Huntsville Stars	Oak	79	65	.549	—	228,821	Jeff Newman
Birmingham Barons**	Chi-A	77	67	.534	2	256,227	Ken Berry
Memphis Chicks*	KC	73	71	.507	6	193,758	Jeff Cox
Knoxville Blue Jays	Tor	67	77	.465	12	82,676	John Stearns
Chattanooga Lookouts	Cin	66	78	.458	13	135,825	Jim Tracy

* Won first half **Won second half ***Won both halves

PLAYOFFS: Memphis def. Birmingham, 3-1; Orlando def. Jacksonville, 3-1. Memphis def. Orlando, 3-2.

1991 Jacksonville Suns

Team Batting

PLAYER	AVG	G	AB	R	H	TB	2B	3B	HR	RBI	SH	SF	HP	BB	IBB	SO	SB	CS	DP	SLG	OBP
Pezzoni, Ron	.318	7	22	3	7	7	0	0	0	2	0	0	0	1	0	3	0	0	0	.318	.348
Bowie, Jim	.310	123	448	51	139	194	25	0	10	67	1	6	0	26	2	67	3	3	16	.433	.344
Wetherby, Jeff	.288	76	264	39	76	116	15	2	7	36	0	3	3	35	4	45	6	4	10	.439	.374
Merchant, Mark	.282	51	156	22	44	69	10	0	5	17	0	1	1	21	4	37	3	4	2	.442	.369
Holley, Bobby	.282	32	103	20	29	45	6	2	2	17	1	1	3	17	0	17	0	0	5	.437	.395
Maynard, Tom	.259	58	216	32	56	65	3	3	0	13	1	1	6	20	0	50	30	10	1	.301	.337
Boone, Bret	.255	139	475	64	121	198	18	1	19	75	1	3	5	72	2	123	9	9	21	.417	.357
Bolick, Frank	.254	136	468	69	119	186	19	0	16	73	2	7	5	84	3	115	5	4	7	.397	.369
Manaman, Tony	.254	113	410	67	104	152	23	2	7	45	2	3	6	54	0	81	11	5	8	.371	.347
Campanis, Jim	.248	118	387	36	96	151	10	0	15	49	0	4	7	37	2	64	0	0	13	.390	.322
Pennington, Ken	.244	91	320	32	78	114	14	2	6	29	1	1	2	28	1	59	3	3	7	.356	.308
Gonzalez, Ruben	.237	94	308	27	73	98	13	0	4	40	1	5	6	37	0	53	0	1	17	.318	.326
McDonald, Mike	.232	35	112	16	26	35	9	0	0	11	0	0	3	13	2	19	2	1	0	.313	.328
Newfield, Marc	.231	6	26	4	6	9	3	0	0	2	0	0	1	0	0	8	0	0	0	.346	.259
Williams, Ted	.219	70	269	47	59	87	10	3	4	16	2	1	4	21	0	73	34	13	1	.323	.285
Turang, Brian	.215	41	130	14	28	38	6	2	0	7	2	0	2	13	1	33	5	2	1	.292	.297
Smith, Jack	.212	38	104	17	22	35	2	1	3	11	1	2	0	7	0	22	1	2	5	.337	.257
Santana, Ruben	.200	5	15	2	3	6	0	0	1	3	0	0	0	1	0	3	0	0	0	.400	.250
Arquelles, Fernando	.196	50	138	8	27	28	1	0	0	10	2	1	1	7	0	38	1	0	3	.203	.238
Stargell, Tim	.185	62	200	22	37	54	6	1	3	13	1	1	3	14	0	34	8	1	2	.270	.248
King, Bryan	.080	13	25	2	2	2	0	0	0	0	1	0	1	4	0	6	1	0	1	.080	.233
TOTALS	.251	143	4596	594	1152	1689	193	19	102	536	19	40	59	512	21	950	122	62	120	.367	.331

Team Pitching

PITCHER	W	L	ERA	G	GS	CG	SHO	SV	IP	H	R	ER	HR	HB	BB	IBB	SO	WP	BK	OBA
Bowie, Jim	0	0	0.00	1	0	0	0	0	2.0	3	0	0	0	0	0	0	2	0	0	.333
Nelson, Jeff	4	0	1.27	21	0	0	0	12	28.1	23	5	4	0	0	9	0	34	2	0	.225
Richards, Dave	3	0	1.57	10	0	0	0	0	23.0	13	4	4	2	0	9	0	22	1	1	.171
Eave, Gary	2	1	1.69	5	5	1	0	0	26.2	15	6	5	3	2	10	0	18	0	0	.167
Zarranz, Fernando	2	0	2.09	24	0	0	0	4	43.0	29	10	10	4	3	11	0	42	0	2	.191
Newlin, Jim	6	5	2.25	47	0	0	0	12	64.0	58	24	16	4	5	29	5	48	3	1	.252
Figueroa, Fernando	6	3	2.53	41	2	0	0	5	64.0	57	22	18	3	3	24	2	55	4	0	.244
Fleming, Dave	10	6	2.70	21	20	6	1	0	140.0	129	50	42	7	2	25	2	109	6	0	.242
Blueberg, Jim	3	5	2.72	14	13	2	0	0	89.1	75	36	27	8	6	23	0	67	3	2	.223
Salkeld, Roger	8	8	3.05	23	23	5	0	0	153.2	131	56	52	9	10	55	1	159	12	2	.234
Woodson, Kerry	4	6	3.06	13	13	2	0	0	79.1	73	35	27	3	5	39	0	50	8	1	.249
Balabon, Rick	5	1	3.09	10	10	0	0	0	64.0	50	31	22	5	1	26	0	42	4	0	.207
Barton, Shawn	3	3	3.12	14	4	1	1	0	34.2	36	16	12	0	1	8	0	24	0	1	.275
Pitz, Mike	1	5	3.98	36	6	0	0	1	86.0	87	44	38	4	6	22	0	67	4	2	.260
Wiggs, Johnny	1	0	4.05	6	0	0	0	0	13.1	14	6	6	1	0	2	0	14	1	0	.264
Garcia, Marcos	3	2	4.35	6	6	0	0	0	41.1	40	20	20	3	3	16	0	42	1	0	.263
Zavaras, Clint	2	2	4.60	6	6	0	0	0	31.1	36	18	16	2	2	10	0	21	2	0	.283
Evans, Dave	5	9	5.21	21	20	1	0	0	115.2	118	74	67	15	9	49	0	76	12	0	.269
Czarkowski, Mark	4	9	5.31	20	13	1	0	0	84.2	106	58	50	9	3	26	0	46	6	2	.308
Schooler, Mike	1	1	5.56	11	2	0	0	0	11.1	13	9	7	2	0	3	0	12	0	0	.283
Rojas, Ricky	1	3	5.87	13	0	0	0	1	23.0	29	15	15	6	0	4	0	15	0	0	.319
TOTALS	74	69	3.38	143	143	19	2	35	1218.2	1135	539	458	90	61	400	10	965	69	14	.248

Standings and Playoffs

EAST DIVISION	AFF.	W	L	PCT	GB	ATT	MANAGER(S)
Greenville Braves*	Atl	88	56	.611	—	222,038	Chris Chambliss
Orlando SunRays**	Min	77	67	.535	11	110,131	Scott Ullger
JACKSONVILLE SUNS	Sea	74	69	.517	13½	231,139	Jim Nettles
Charlotte Knights	Chi-N	74	70	.514	14	313,791	Jay Loviglio
Carolina Mudcats	Pit	67	75	.472	20	218,054	Marc Bombard

WEST DIVISION	AFF.	W	L	PCT	GB	ATT	MANAGER(S)
Birmingham Barons*	Chi-A	77	66	.611	—	313,412	Tony Franklin
Chattanooga Lookouts	Cin	72	72	.500	5½	186,285	Jim Tracy
Knoxville Blue Jays**	Tor	67	77	.465	10½	123,361	John Stearns
Memphis Chicks	KC	61	83	.424	16½	185,409	Jeff Cox
Huntsville Stars	Oak	61	83	.424	16½	224,208	Casey Parsons

* Won first half **Won second half ***Won both halves

PLAYOFFS: Orlando def. Greenville, 3-0; Birmingham def. Knoxville, 3-1.Orlando def. Birmingham, 3-1.

1992 Jacksonville Suns

Team Batting

PLAYER	AVG	G	AB	R	H	TB	2B	3B	HR	RBI	SH	SF	HP	BB	IBB	SO	SB	CS	DP	SLG	OBP
Pirkl, Greg	.291	59	227	25	66	109	11	1	10	29	0	4	7	9	1	45	0	0	10	.480	.332
Bowie, Jim	.286	80	276	36	79	125	16	0	10	43	1	2	3	41	2	40	0	1	8	.453	.382
Hefferman, Bertram	.286	58	196	16	56	71	9	0	2	23	2	2	2	29	0	28	4	7	5	.362	.380
Maynard, Ellerton	.283	122	406	33	115	138	12	4	1	29	5	3	13	32	1	85	38	18	9	.340	.352
Holley, Bobby	.276	124	402	51	111	164	19	2	10	45	2	4	8	39	1	66	4	8	4	.408	.349
Bolick, Frank	.268	63	224	32	60	108	9	0	13	42	0	4	1	42	1	38	1	4	3	.482	.380
Campanis, Jim	.262	89	286	30	75	103	11	1	5	29	3	2	13	22	0	38	2	3	6	.360	.341
McDonald, Mike	.258	92	310	49	80	127	17	3	8	33	3	2	4	32	0	58	6	5	9	.410	.333
Tavarez, Jesus	.258	105	392	38	101	123	9	2	3	25	4	4	1	23	0	54	29	14	9	.314	.298
Manaman, Tony	.257	134	506	70	130	190	24	6	8	49	3	3	2	39	1	76	24	11	12	.375	.311
Turang, Brian	.251	129	483	67	121	190	21	3	14	63	2	3	12	44	1	61	19	9	12	.393	.327
Wetherby, Jeff	.250	11	40	5	10	18	5	0	1	7	0	0	1	4	0	6	1	0	1	.450	.333
Newfield, Marc	.247	45	162	45	40	64	12	0	4	19	1	1	3	12	0	34	1	5	3	.395	.309
Merchant, Mark	.244	109	381	42	93	143	9	1	13	47	1	6	2	37	2	91	3	2	11	.375	.310
Pezzoni, Ron	.226	27	93	10	21	24	3	0	0	15	0	3	1	7	0	19	3	0	1	.258	.279
Adams, Tom	.220	17	50	4	11	13	2	0	0	5	0	0	1	2	0	13	1	0	3	.260	.264
Hunter, Greg	.209	14	43	4	9	12	0	0	1	5	0	0	0	6	1	8	1	0	1	.279	.306
Wilson, Craig G.	.203	25	69	5	14	16	2	0	0	2	1	1	1	7	0	13	0	1	3	.232	.282
Todd, Theron	.176	23	85	7	15	23	3	1	1	6	2	1	0	4	0	22	4	3	0	.271	.211
Letterio, Shane	.156	46	90	5	14	16	2	0	0	5	3	0	1	8	0	20	1	2	2	.178	.232
TOTALS	.259	143	4721	574	1221	1777	196	24	104	521	33	45	76	439	11	815	142	93	112	.376	.329

Team Pitching

PITCHER	W	L	ERA	G	GS	CG	SHO	SV	IP	H	R	ER	HR	HB	BB	IBB	SO	WP	BK	OBA
Garcia, Marcos	2	1	1.59	5	3	0	0	1	22.7	13	4	4	1	3	8	1	21	1	0	.167
Grant, Marc	1	2	1.93	5	5	0	0	0	32.7	25	10	7	2	1	4	0	21	0	0	.208
Newlin, Jim	1	1	2.05	12	0	0	0	1	22.0	22	5	5	1	2	10	0	13	3	0	.289
Gunderson, Eric	2	0	2.31	15	0	0	0	2	23.3	18	10	6	2	0	7	0	23	0	0	.212
Holman, Brad	3	3	2.57	31	0	0	0	4	73.7	67	24	21	6	4	21	3	75	3	0	.241
Converse, Jim	12	7	2.66	27	26	2	0	0	159.0	134	61	47	9	5	82	1	157	7	1	.230
Czarkowski, Mark	7	4	2.74	16	16	2	0	0	98.7	105	35	30	5	2	29	0	33	2	0	.283
Figueroa, Fernando	4	5	2.96	53	1	0	0	7	94.3	72	33	31	7	5	33	2	65	9	1	.207
Kent, Troy	2	6	3.03	59	0	0	0	21	68.3	70	30	23	4	3	30	0	63	0	0	.266
Pitcher, Scott	5	2	3.41	23	6	0	0	0	63.3	62	27	24	2	1	23	1	52	1	0	.265
Remlinger, Mike	1	1	3.46	5	5	0	0	0	26.0	25	15	10	1	0	11	0	21	2	1	.250
Woodson, Kerry	5	4	3.57	11	11	0	0	0	68.0	74	31	27	4	5	36	0	59	11	2	.288
Helton, Keith	1	1	3.86	7	0	0	0	0	11.7	8	5	5	2	1	7	1	6	0	0	.190
Knackert, Brent	7	8	4.08	21	19	2	1	0	117.0	123	62	53	14	3	41	0	74	0	0	.277
Hampton, Mike	0	1	4.35	2	2	1	0	0	10.3	13	5	5	0	0	1	0	6	0	0	.317
Walker, Mike	3	3	4.79	11	11	0	0	0	62.0	63	38	33	6	3	18	0	40	3	1	.266
Bond, Daven	3	2	4.80	18	4	0	0	0	50.7	59	27	27	3	3	19	0	28	5	0	.299
Borski, Jeff	1	4	4.98	11	5	0	0	0	34.3	39	23	19	2	5	19	2	25	5	0	.287
Gutierrez, Jim	1	5	5.00	15	11	0	0	0	54.0	58	34	30	8	3	17	0	44	0	0	.275
Zavaras, Clint	3	11	5.28	20	20	0	0	0	109.0	108	68	64	12	9	67	3	86	7	1	.257
Perkins, Paul	2	3	5.57	21	0	0	0	0	32.3	30	20	20	5	1	15	2	17	0	0	.254
Erb, Mike	0	0	10.38	3	0	0	0	0	4.3	12	5	5	0	0	1	0	2	1	0	.522
Wiggs, Johnny	2	1	11.32	8	0	0	0	0	10.3	17	14	13	4	0	6	1	13	0	1	.395
TOTALS	68	75	3.67	143	145	7	1	36	1248.0	1217	586	509	100	59	505	17	944	60	8	.259

Standings and Playoffs

EAST DIVISION	AFF.	W	L	PCT	GB	ATT	MANAGER(S)
Greenville Braves***	Atl	100	43	.699	—	247,798	Grady Little
Charlotte Knights	Chi-N	70	73	.490	30	338,047	Marv Foley
JACKSONVILLE SUNS	Sea	68	75	.476	32	226,273	Bob Hartsfield
Orlando SunRays	Min	60	82	.423	39½	154,965	Phil Roof
Carolina Mudcats	Pit	52	92	.361	48½	263,141	Don Werner

WEST DIVISION	AFF.	W	L	PCT	GB	ATT	MANAGER(S)
Chattanooga Lookouts***	Cin	90	53	.629	—	269,688	Dave Miley / Ron Oester
Huntsville Stars	Oak	81	63	.563	9½	252,010	Casey Parsons
Memphis Chicks	KC	71	73	.493	19½	212,768	Brian Poldberg
Birmingham Barons	Chi-A	68	74	.479	21½	263,323	Tony Franklin
Knoxville Blue Jays	Tor	56	88	.389	34½	90,387	Garth Iorg

* Won first half **Won second half ***Won both halves

PLAYOFFS: Greenville def. Charlotte, 3-0; Chattanooga def. Huntsville, 3-1. Greenville def. Chattanooga, 3-2.

Team Batting

PLAYER	AVG	G	AB	R	H	TB	2B	3B	HR	RBI	SH	SF	HP	BB	IBB	SO	SB	CS	DP	SLG	OBP
Martinez, Edgar	.357	4	14	2	5	8	0	0	1	3	0	0	0	2	0	0	0	0	1	.571	.438
Marquez, Jesus	.313	11	32	7	10	16	0	0	2	5	1	1	2	9	1	9	3	2	0	.500	.477
Newfield, Marc	.307	91	336	48	103	178	18	0	19	51	0	3	5	33	1	35	1	1	12	.530	.374
Santana, Ruben	.301	128	499	79	150	238	21	2	21	84	3	5	9	38	7	101	13	8	2	.477	.358
Clayton, Craig	.298	59	215	23	64	79	8	2	1	23	5	1	2	17	0	29	10	5	3	.367	.353
Cornelius, Brian	.286	48	168	26	48	68	11	0	3	17	4	2	0	8	1	28	5	5	1	.405	.315
Morales, Jorge	.282	55	170	15	48	66	9	0	3	25	3	1	1	9	0	39	9	5	6	.388	.320
Kounas, Anthony	.278	49	158	22	44	70	14	0	4	22	1	1	2	14	0	24	2	1	3	.443	.343
Adams, Tom	.276	61	232	19	64	92	12	2	4	20	2	3	0	14	2	34	4	0	5	.397	.313
Bragg, Darren	.264	131	451	74	119	184	26	3	11	46	4	3	7	81	3	82	19	11	12	.408	.382
Nava, Lipso	.254	114	397	52	101	142	20	0	7	41	12	3	13	31	1	43	5	6	11	.358	.327
Diaz, Eddy	.251	77	259	36	65	99	16	0	6	26	7	4	2	17	1	31	6	3	5	.382	.298
Campanis, Jim	.250	70	212	16	53	69	7	0	3	22	4	0	7	23	0	43	0	2	4	.325	.343
Holley, Bobby	.247	108	388	59	96	159	22	1	13	66	2	2	6	43	5	50	7	5	9	.410	.330
Waggoner, Aubrey	.245	34	102	29	25	46	8	2	3	7	0	1	0	40	0	34	7	3	0	.451	.455
Relaford, Desi	.244	133	472	49	115	163	16	4	8	47	6	4	7	50	1	103	16	12	4	.345	.323
Scruggs, Tony	.241	61	224	26	54	88	11	1	7	38	2	1	2	13	0	53	5	4	6	.393	.288
Smith, Charles	.219	37	137	12	30	56	8	0	6	21	0	1	2	7	0	52	0	2	1	.409	.265
Maynard, Ellerton	.215	60	195	21	42	55	5	1	2	8	0	1	1	15	0	50	17	7	3	.282	.274
Beeler, Robert	.207	18	58	6	12	18	3	0	1	6	1	0	1	6	0	5	1	0	2	.310	.292
Jackson, Kenny	.000	4	10	1	0	0	0	0	0	1	0	0	0	1	0	4	0	0	0	.000	.091
TOTALS	.264	140	4735	622	1249	1895	235	18	125	579	58	37	69	471	23	850	130	82	90	.400	.337

Team Pitching

PITCHER	W	L	ERA	G	GS	CG	SHO	SV	IP	H	R	ER	HR	HB	BB	IBB	SO	WP	BK	OBA
Clayton, Craig	0	0	0.00	3	0	0	0	0	4.0	3	0	0	0	1	1	0	1	0	0	.200
Weber, Wes	2	1	1.69	17	0	0	0	1	26.2	25	6	5	1	1	7	1	12	2	0	.250
Phillips, Anthony	1	3	1.72	27	0	0	0	5	31.1	34	6	6	1	0	5	1	26	1	1	.279
Plantenberg, Erik	2	1	2.01	34	0	0	0	1	44.2	38	11	10	0	0	14	1	49	1	0	.228
Schanz, Scott	7	4	2.56	49	3	0	0	1	102.0	77	38	29	11	2	51	5	61	5	0	.216
Knackert, Brent	0	1	2.57	4	2	0	0	1	14.0	6	4	4	1	3	4	0	10	0	1	.125
Darwin, Jeff	3	5	2.97	27	0	0	0	7	36.1	29	17	12	1	3	17	3	39	0	0	.210
King, Kevin	2	0	3.14	16	0	0	0	1	28.2	25	10	10	3	1	7	2	13	3	0	.240
Cummings, John	2	2	3.15	7	7	1	0	0	45.2	50	24	16	1	1	9	0	35	1	2	.275
Salkeld, Roger	4	3	3.27	14	14	0	0	0	77.0	71	39	28	8	5	29	1	56	2	1	.244
Hampton, Mike	6	4	3.71	15	14	1	0	0	87.1	71	43	36	3	4	33	1	84	2	4	.225
Foster, Kevin	4	4	3.97	12	12	1	1	0	65.2	53	32	29	2	4	29	0	72	5	1	.218
Bicknell, Greg	6	6	4.12	24	12	3	1	1	94.0	96	59	43	14	5	28	0	45	5	0	.264
Czarkowski, Mark	0	3	4.19	25	4	0	0	1	58.0	68	36	27	5	0	16	2	26	0	3	.293
Villone, Ron	3	4	4.38	11	11	0	0	0	63.2	49	34	31	6	1	41	3	66	9	0	.219
Fleming, Dave	0	2	4.41	4	4	0	0	0	16.1	16	9	8	2	1	7	0	10	0	0	.262
Newlin, Jim	1	1	4.67	8	0	0	0	0	17.1	22	12	9	3	1	3	0	11	0	1	.314
Harris, Reggie	1	4	4.78	9	8	0	0	0	37.2	33	24	20	4	3	22	0	30	3	2	.236
Picota, Lenin	0	4	4.87	11	0	0	0	0	20.1	26	20	11	3	1	12	2	7	4	0	.302
Kent, Troy	0	0	5.21	14	0	0	0	1	19.0	26	14	11	3	1	5	1	17	1	0	.302
Perkins, Paul	2	4	5.40	36	1	0	0	1	60.0	69	40	36	10	0	23	2	34	3	2	.283
Coffman, Kevin	1	7	5.40	10	10	0	0	0	50.0	33	33	30	0	2	47	0	45	19	0	.185
Russell, Lee	4	9	5.52	17	17	0	0	0	89.2	115	67	55	14	2	32	1	52	5	0	.318
Parris, Steve	0	1	5.93	7	1	0	0	0	13.2	15	9	9	3	2	6	0	5	0	0	.273
Buckley, Travis	2	3	6.14	10	9	0	0	0	48.1	57	35	33	7	3	18	0	38	1	1	.300
Remlinger, Mike	1	3	6.58	7	7	0	0	0	39.2	40	30	29	7	0	19	0	23	2	0	.261
Glinatsis, George	5	2	6.75	9	3	0	0	0	34.2	39	26	26	4	0	15	0	25	1	1	.287
Bragg, Darren	0	0	9.00	1	0	0	0	0	1.0	3	1	1	0	0	0	0	0	0	0	.500
TOTALS	59	81	4.14	140	139	6	2	21	1226.7	1189	679	564	117	47	500	26	892	75	20	.255

Standings and Playoffs

EAST DIVISION	AFF.	W	L	PCT	GB	ATT	MANAGER(S)
Greenville Braves*	Atl	75	67	.528	—	232,369	Bruce Kimm
Carolina Mudcats	Pit	74	67	.525	½	328,207	Spin Williams/J.B.Wockenfuss
Orlando Cubs	Chi-N	71	70	.504	3½	217,716	Tommy Jones
Knoxville Smokies**	Tor	71	71	.500	4	140,868	Garth Iorg
JACKSONVILLE SUNS	Sea	59	81	.421	15	250,002	Marc Hill

WEST DIVISION	AFF.	W	L	PCT	GB	ATT	MANAGER(S)
Birmingham Barons**	Chi-A	78	64	.549	—	297,096	Terry Francona
Chattanooga Lookouts	Cin	72	69	.511	5½	270,671	Pat Kelly
Nashville Xpress*	Min	72	70	.507	6	178,737	Phil Roof
Huntsville Stars	Oak	71	70	.504	6½	282,731	Casey Parsons
Memphis Chicks	KC	63	77	.450	14	230,181	Tom Poquette

* Won first half **Won second half ***Won both halves

PLAYOFFS: Birmingham def. Nashville, 3-0;Knoxville def. Greenville, 3-2.Birmingham def. Knoxville,3-1.

1994 Jacksonville Suns

Team Batting

PLAYER	AVG	G	AB	R	H	TB	2B	3B	HR	RBI	SH	SF	HP	BB	IBB	SO	SB	CS	DP	SLG	OBP
Hansen, Terrel	.317	110	404	57	128	217	21	1	22	78	0	2	16	18	0	88	2	4	9	.537	.368
Turang, Brian	.308	3	13	1	4	5	1	0	0	1	0	0	0	0	0	3	0	0	0	.385	.308
Barron, Anthony	.296	108	402	60	119	198	19	3	18	55	1	3	4	26	1	85	18	5	19	.493	.343
Santana, Ruben	.295	131	501	62	148	202	25	4	7	68	3	4	11	28	1	62	10	7	9	.403	.344
Pozo, Arquimedez	.289	119	447	70	129	204	31	1	14	54	3	6	7	32	0	43	11	8	8	.456	.341
Rodriguez, Alex	.288	17	59	7	17	26	4	1	1	8	0	0	0	10	0	13	2	1	1	.441	.391
Tejcek, John	.268	38	123	18	33	44	5	0	2	9	1	1	0	8	0	31	7	1	1	.358	.311
Quinones, Luis	.262	52	168	29	44	75	7	0	8	29	0	2	0	23	2	27	4	2	1	.446	.347
Widger, Chris	.260	116	388	58	101	170	15	3	16	59	0	2	5	39	4	69	8	7	7	.438	.334
Kounas, Anthony	.255	68	212	26	54	89	14	0	7	23	1	1	2	15	0	32	0	1	5	.420	.309
Diaz, Eddy	.247	104	340	43	84	128	20	0	8	42	9	3	2	21	1	23	13	5	8	.376	.292
Rodarte, Raul	.242	34	91	13	22	36	3	1	3	13	3	0	1	8	1	15	2	2	2	.396	.310
Adams, Tom	.231	71	251	31	58	96	12	1	8	19	2	1	1	23	1	55	8	8	4	.382	.297
Griffey, Craig	.220	106	327	37	72	96	13	1	3	29	10	5	3	33	0	68	20	10	3	.294	.293
McNair, Fred	.220	57	200	17	44	67	11	0	4	21	0	1	1	12	1	47	3	1	5	.335	.266
Sheets, Andy	.220	70	232	26	51	63	12	0	0	17	6	1	2	20	0	54	3	5	4	.272	.286
Lewis, Daniel	.208	24	72	8	15	27	3	0	3	9	1	0	0	12	0	12	1	2	2	.375	.321
Relaford, Desi	.203	37	143	24	29	51	7	3	3	11	2	2	0	22	0	28	10	1	2	.357	.305
Guevara, Giomar	.200	7	20	2	4	9	2	0	1	3	1	0	0	2	0	9	0	0	0	.450	.273
Nava, Lipso	.191	41	131	13	25	42	6	1	3	10	6	0	2	7	0	20	2	2	1	.321	.243
TOTALS	.261	137	4524	602	1181	1845	231	20	131	558	49	34	57	359	12	784	124	72	91	.408	.321

Team Pitching

PITCHER	W	L	ERA	G	GS	CG	SHO	SV	IP	H	R	ER	HR	HB	BB	IBB	SO	WP	BK	OBA
Diaz, Eddy	0	0	0.00	1	0	0	0	0	0.2	1	0	0	0	0	0	0	0	0	0	.333
Plantenberg, Erik	0	1	1.33	14	0	0	0	4	20.1	19	6	3	0	0	8	2	23	0	0	.253
Phillips, Anthony	0	0	1.59	5	0	0	0	1	5.2	3	2	1	1	0	3	0	3	0	0	.158
Glinatsis, George	5	2	2.32	9	8	3	1	0	54.1	44	17	14	2	3	16	2	44	4	0	.226
Mecir, Jim	6	5	2.69	46	0	0	0	13	80.1	73	28	24	5	4	35	3	53	6	0	.245
Suzuki, Mac	1	0	2.84	8	0	0	0	1	12.2	15	4	4	1	0	6	0	10	0	0	.294
Clayton, Craig	0	0	3.65	10	0	0	0	1	12.1	8	6	5	1	1	6	0	13	3	4	.178
Villone, Ron	6	7	3.86	41	5	0	0	8	79.1	56	37	34	7	5	68	3	94	9	0	.199
Harikkala, Tim	4	1	3.98	9	9	0	0	0	54.1	70	30	24	4	1	19	0	22	4	0	.317
Tsamis, George	3	3	4.15	13	5	0	0	0	43.1	41	24	20	5	2	14	1	18	1	0	.253
Schanz, Scott	1	1	4.15	19	2	0	0	1	34.2	34	21	16	4	0	17	4	24	7	0	.268
Gutierrez, Jim	8	11	4.27	28	21	6	1	0	151.2	175	76	72	16	4	42	4	89	1	0	.291
Nickell, Julian	1	0	4.50	3	2	1	0	0	14.0	16	10	7	2	1	3	0	11	2	0	.281
Russell, Lee	1	9	4.52	36	3	0	0	3	71.2	82	44	36	8	0	25	5	39	5	0	.289
Hill, Milt	4	2	4.58	7	7	1	0	0	39.1	37	27	20	6	1	12	1	26	1	0	.247
Buckley, Travis	2	6	4.79	14	11	0	0	0	71.1	70	41	38	3	3	30	2	31	8	0	.262
Zavaras, Clint	1	1	4.93	6	6	0	0	0	34.2	44	20	19	4	2	10	2	20	2	0	.317
Lowe, Derek	7	10	4.94	26	26	2	0	0	151.1	177	92	83	7	9	50	1	75	11	7	.291
Adam, David	6	10	5.06	24	20	2	0	0	117.1	135	75	66	12	8	33	3	74	7	0	.292
Evans, David	3	5	5.53	31	6	0	0	2	81.1	86	59	50	11	5	31	2	62	4	0	.277
August, Samuel	1	3	6.51	11	6	0	0	0	37.1	59	34	27	4	3	20	2	17	5	1	.358
TOTALS	60	77	4.34	137	137	15	2	34	1168.0	1245	653	563	103	52	448	37	748	80	12	.275

Standings and Playoffs

EAST DIVISION	AFF.	W	L	PCT	GB	ATT	MANAGER(S)
Greenville Braves**	Atl	73	63	.537	—	244,171	Bruce Benedict
Carolina Mudcats*	Pit	74	66	.529	1	319,279	Bobby Meacham
Knoxville Smokies	Tor	64	76	.457	11	145,092	Garth Iorg
JACKSONVILLE SUNS	Sea	60	77	.438	13½	240,580	Marc Hill
Orlando Cubs	Chi-N	59	78	.431	14½	195,270	Dave Trembley

WEST DIVISION	AFF.	W	L	PCT	GB	ATT	MANAGER(S)
Huntsville Stars*	Oak	81	57	.587	—	297,801	Gary Jones
Memphis Chicks	KC	75	62	.547	5½	258,311	Ron Johnson
Nashville Xpress	Min	74	66	.529	8	135,048	Phil Roof
Chattanooga Lookouts**	Cin	67	73	.479	15	292,920	Pat Kelly
Birmingham Barons	Chi-A	65	74	.468	16½	467,868	Terry Francona

* Won first half **Won second half ***Won both halves

PLAYOFFS:Huntsville def. Chattanooga, 3-0;Carolina def. Greenville, 3-2.Hunts.def. Car., 3-1.

1995 Jacksonville Suns

Team Batting

PLAYER	AVG	G	AB	R	H	TB	2B	3B	HR	RBI	SH	SF	HP	BB	IBB	SO	SB	CS	DP	SLG	OBP
Cruz, Ivan	.282	108	397	65	112	224	17	1	31	93	0	3	0	60	15	94	0	0	7	.564	.374
Garcia, Luis R.	.277	17	47	6	13	13	0	0	0	5	0	0	1	1	0	8	2	1	0	.277	.306
Cooper, Gary	.276	99	337	66	93	171	22	1	18	66	0	3	6	59	4	83	8	4	11	.507	.390
Delanuez, Rexford	.263	111	331	47	87	138	22	1	9	41	8	3	8	49	3	74	10	6	5	.417	.368
Colon, Felix	.259	31	81	5	21	34	7	0	2	8	0	0	2	13	0	13	0	0	2	.420	.375
Leiper, Tim	.259	110	375	60	97	142	19	1	8	46	3	6	3	48	6	30	3	3	11	.379	.343
Pevey, Marty	.259	20	58	2	15	20	2	0	1	7	2	2	0	4	0	17	0	2	4	.345	.297
Danapilis, Eric	.258	129	415	47	107	163	24	1	10	63	0	3	9	61	6	100	3	3	13	.393	.363
Pratte, Evan	.250	18	52	2	13	15	2	0	0	1	0	0	2	7	3	9	0	3	2	.288	.361
Mashore, Justin	.243	40	148	26	36	60	8	2	4	15	3	0	3	6	0	41	5	1	2	.405	.287
Barker, Glen	.239	133	507	74	121	185	26	4	10	49	12	1	9	33	0	143	39	16	1	.365	.296
Catalanotto, Frank	.226	134	491	66	111	164	19	5	8	48	6	4	9	49	4	56	13	8	9	.334	.306
Rendina, Michael	.224	31	98	12	22	36	5	0	3	16	0	0	0	7	2	20	0	0	3	.367	.274
Hansen, Terrel	.223	55	179	22	40	75	8	0	9	22	0	2	8	10	1	40	0	1	2	.419	.291
Sanchez, Yuri	.213	121	342	52	73	113	8	7	6	26	15	0	1	38	0	116	15	6	3	.330	.294
Fermin, Carlos	.173	59	127	10	22	29	4	0	1	9	0	0	0	5	0	16	0	2	2	.228	.205
Fernandez, Danny	.165	94	230	18	38	55	5	0	4	16	3	2	4	29	1	60	1	3	3	.239	.268
Lidle, Kevin	.163	36	80	12	13	23	7	0	1	5	1	0	0	1	0	31	1	0	1	.288	.173
Kimsey, Keith	.161	34	118	8	19	28	4	1	1	10	0	1	2	7	0	39	1	1	6	.237	.219
Perona, Joe	.147	13	34	2	5	8	3	0	0	3	0	1	0	2	0	5	0	0	2	.235	.189
Wooten, Shawn	.129	20	70	4	9	16	1	0	2	7	0	1	1	1	0	17	0	0	3	.229	.151
Rice, Lance	.123	65	154	8	19	31	1	1	3	11	2	0	0	11	0	23	0	0	5	.201	.182
Brock, Tarrik	.115	9	26	4	3	3	0	0	0	2	1	0	1	3	0	14	2	0	0	.115	.233
Briley, Greg	.087	8	23	2	2	5	0	0	1	4	0	1	0	2	0	6	0	1	0	.217	.154
TOTALS	.231	144	4720	620	1091	1751	214	25	132	573	56	33	69	506	45	1055	103	61	97	.371	.313

Team Pitching

PITCHER	W	L	ERA	G	GS	CG	SHO	SV	IP	H	R	ER	HR	HB	BB	IBB	SO	WP	BK	OBA
Aldred, Scott	1	0	0.00	2	2	0	0	0	12.0	9	0	0	0	0	1	0	11	0	0	.220
Kelly, John	7	7	2.09	66	0	0	0	29	77.1	76	24	18	4	0	21	5	47	3	1	.259
Berlin, Michael	0	0	2.45	3	0	0	0	0	3.2	3	1	1	0	0	0	0	1	1	0	.231
Norman, Scott	1	3	2.48	4	4	2	0	0	29.0	31	12	8	4	1	6	0	9	1	0	.272
Sodowsky, Clint	5	5	2.55	19	19	5	3	0	123.2	102	46	35	4	5	50	1	77	3	0	.233
Miller, Trever	8	2	2.72	31	16	3	2	0	122.1	122	46	37	5	5	34	0	77	1	0	.261
Gutierrez, James	8	4	2.76	45	1	0	0	4	58.2	60	22	18	2	0	25	4	36	3	0	.282
Guilfoyle, Michael	5	1	2.88	56	0	0	0	3	59.1	55	23	19	2	0	31	3	50	1	0	.249
Cedeno,Blas	3	2	3.46	48	5	0	0	0	80.2	71	34	31	7	1	36	1	53	2	1	.245
Greene, Rick	6	2	3.49	32	0	0	0	0	38.2	45	19	15	3	3	15	2	29	0	0	.285
Drumright, Mike	0	1	3.69	5	5	0	0	0	31.2	30	13	13	4	2	15	1	34	1	5	.250
Thompson, Justin	6	7	3.73	18	18	3	0	0	123.0	110	55	51	7	3	38	2	98	3	0	.242
Whiteside, Sean	2	0	3.78	27	1	0	0	0	33.1	34	17	14	4	0	20	4	17	4	0	.276
Bauer, Matthew	1	1	4.12	27	0	0	0	0	43.2	43	22	20	8	2	22	1	30	1	0	.257
Kelley, Richard	1	0	4.50	7	0	0	0	0	6.0	9	3	3	1	0	0	0	2	0	1	.409
Rosengren, John	2	7	4.52	14	13	0	0	0	67.2	73	39	34	7	5	40	0	59	12	2	.282
Goldsmith, Gary	4	7	4.61	15	15	0	0	0	82.0	78	52	42	14	2	31	1	42	5	0	.253
Moehler, Brian	8	10	4.82	28	27	0	0	0	162.1	176	94	87	14	6	52	1	89	15	0	.279
Gaillard, Eddie	0	1	5.63	8	0	0	0	0	8.0	11	5	5	0	0	5	1	4	0	0	.324
Withem, Shannon	5	8	5.75	19	18	0	0	0	108.0	142	77	69	17	5	24	1	80	4	0	.318
Grimm, John	2	1	8.62	13	0	0	0	0	15.2	23	17	15	5	1	10	0	9	0	0	.324
TOTALS	75	69	3.74	144	144	13	5	36	1286.2	1303	621	535	112	41	476	28	854	60	10	.267

Standings and Playoffs

EAST DIVISION	AFF.	W	L	PCT	GB	ATT	MANAGER(S)
Carolina Mudcats***	Pit	89	55	.618	—	317,802	Trent Jewett
Orlando Cubs	Chi-N	76	67	.531	12½	191,080	Bruce Kimm
JACKSONVILLE SUNS	Det	75	69	.521	14	237,433	Bill Plummer
Port City Roosters	Sea	62	80	.437	26	110,233	Dave Myers
Greenville Braves	Atl	59	83	.415	29	223,225	Bruce Benedict

WEST DIVISION	AFF.	W	L	PCT	GB	ATT	MANAGER(S)
Chattanooga Lookouts**	Cin	83	60	.580	—	290,002	Dave Miley
Birmingham Barons	Chi-A	80	64	.556	3½	303,066	Terry Francona
Huntsville Stars	Oak	70	74	.486	13½	243,179	Dick Scott
Memphis Chicks*	SD	68	74	.479	14½	221,302	Jerry Royster
Knoxville Smokies	Tor	54	90	.375	29½	123,428	Garth Iorg

* Won first half **Won second half ***Won both halves

PLAYOFFS: Carolina def. Orlando, 3-2;Chattanooga def. Memphis, 3-2.Carolina def. Chattanooga, 3-2.

1996 Jacksonville Suns

Team Batting

PLAYER	AVG	G	AB	R	H	TB	2B	3B	HR	RBI	SH	SF	HP	BB	IBB	SO	SB	CS	DP	SLG	OBP
Pough, Clyde	.500	2	4	1	2	2	0	0	0	0	0	0	1	0	0	2	0	0	0	.500	.600
Casanova, Raul	.333	8	30	5	10	24	2	0	4	9	0	0	0	2	0	7	0	0	0	.800	.375
Trammell, Bubba	.328	83	311	63	102	210	23	2	27	75	0	1	8	32	6	61	3	2	11	.675	.403
Makarewicz, Scott	.314	83	258	42	81	141	16	1	14	49	3	3	7	18	2	46	4	3	9	.547	.369
Mitchell, Antonio	.312	51	173	30	54	100	13	0	11	41	1	2	2	21	2	45	1	0	4	.578	.387
Catalanotto, Frank	.298	132	497	105	148	245	34	6	17	67	3	3	11	74	8	69	15	14	8	.493	.398
Nevin, Phil	.294	98	344	77	101	193	18	1	24	69	0	6	3	60	4	83	6	2	9	.561	.397
Mashore, Justin	.285	120	453	67	129	193	27	8	7	50	7	2	4	33	1	97	17	13	10	.426	.337
Freeman, Sean	.267	124	412	72	110	205	18	1	25	74	1	4	6	66	2	117	3	4	8	.498	.373
Dismuke, Jamie	.266	29	79	7	21	39	4	1	4	12	0	0	2	14	2	14	0	0	3	.494	.389
Hansen, Terrel	.264	104	367	49	97	194	18	2	25	66	0	5	24	19	4	107	5	2	8	.529	.337
Lidle, Kevin	.250	4	8	2	2	5	0	0	1	2	0	0	0	1	0	2	1	0	0	.625	.333
Garcia, Luis R.	.245	131	522	68	128	185	22	4	9	46	7	2	2	12	1	90	15	12	9	.354	.264
Bream, Scott	.241	36	108	18	26	40	3	1	3	12	3	0	1	10	0	31	2	1	0	.370	.311
Cotton, John	.240	63	217	34	52	106	7	4	13	39	0	1	2	19	2	66	15	3	2	.488	.305
Thompson, Billy	.232	41	112	9	26	40	5	0	3	10	1	0	3	7	1	31	1	2	0	.357	.295
Roberts, Dave	.222	3	9	0	2	2	0	0	0	0	0	0	0	1	0	0	0	1	0	.222	.300
Schmidt, Tom	.221	115	385	45	85	146	24	2	11	45	2	2	2	31	1	91	4	1	12	.379	.281
Kimsey, Keith	.179	31	106	8	19	27	0	1	2	6	0	0	0	13	0	50	2	4	2	.255	.269
Barker, Glen	.158	43	120	9	19	23	2	1	0	8	2	0	0	8	0	36	6	4	2	.192	.211
Brock, Tarrik	.127	37	102	14	13	15	2	0	0	6	0	0	1	10	0	36	3	3	0	.147	.212
TOTALS	.266	138	4617	725	1227	2135	238	35	200	686	30	31	79	451	36	1081	103	71	97	.462	.339

Team Pitching

PITCHER	W	L	ERA	G	GS	CG	SHO	SV	IP	H	R	ER	HR	HB	BB	IBB	SO	WP	BK	OBA
Dismuke, Jamie	0	0	0.00	1	0	0	0	0	1.0	1	0	0	0	0	1	0	0	0	0	.250
Kimsey, Keith	0	0	0.00	1	0	0	0	0	1.0	0	0	0	0	0	0	0	1	0	0	.000
Reed, Brandon	1	0	2.08	7	3	0	0	1	26.0	18	6	6	1	1	3	0	18	0	0	.202
Gaillard, Eddie	9	6	3.38	56	0	0	0	1	88.0	82	40	33	8	5	50	7	76	10	0	.251
Moehler, Brian	15	6	3.48	28	28	1	0	0	173.1	186	80	67	9	4	50	2	120	11	2	.272
Barnes, Brian	4	6	3.74	13	12	1	1	0	74.2	74	37	31	8	4	25	1	74	3	0	.261
Gutierrez, James	8	6	3.76	51	10	0	0	1	105.1	98	55	44	6	1	54	5	71	6	0	.252
Drumwright, Mike	6	4	3.97	18	18	1	1	0	99.2	80	51	44	11	3	48	0	109	10	6	.220
Carlyle, Kenneth	8	5	4.05	27	26	1	1	0	155.2	167	92	70	8	9	51	2	89	6	0	.280
Salazar, Michael	2	5	4.30	16	4	0	0	0	29.1	34	25	14	3	0	14	1	19	4	0	.281
Drews, Matt	0	4	4.35	6	6	1	0	0	31.0	26	18	15	3	4	19	0	40	2	1	.226
Fermin, Ramon	6	6	4.50	46	6	0	0	3	84.0	82	56	42	5	5	46	2	48	11	0	.255
Skrmetta, Matt	0	0	4.50	4	0	0	0	0	6.0	4	3	3	0	0	5	1	7	1	0	.190
Rosengren, John	5	1	4.55	60	0	0	0	1	55.1	48	36	28	9	3	37	3	47	4	0	.233
Kelly, John	2	2	4.58	9	9	1	1	0	55.0	54	38	28	2	1	35	1	29	5	0	.263
Norman, Scott	6	5	4.82	27	14	0	0	0	97.0	122	58	52	8	4	37	4	30	5	1	.313
Greene, Rick	2	7	4.98	57	0	0	0	30	56.0	67	44	31	8	2	39	4	42	2	0	.294
Cedeno,Blas	0	0	5.40	26	2	0	0	0	46.2	63	34	28	7	3	26	0	30	3	0	.341
Whiteside, Sean	1	0	5.84	8	0	0	0	0	12.1	11	9	8	2	0	9	0	9	3	0	.244
Hansen, Terrel	0	0	9.00	1	0	0	0	0	1.0	2	1	1	0	0	1	0	0	0	0	.500
TOTALS	75	63	4.09	138	138	6	4	37	1198.1	1219	683	545	98	49	550	33	859	86	10	.266

Standings and Playoffs

EAST DIVISION	AFF.	W	L	PCT	GB	ATT	MANAGER(S)
JACKSONVILLE SUNS***	Det	75	63	.543	—	219,947	Bill Plummer, Larry Parrish
Carolina Mudcats	Pit	70	69	.504	5½	278,361	Marc Hill
Orlando Cubs	Chi-N	61	78	.439	14½	175,399	Bruce Kimm
Greenville Braves	Atl	58	82	.414	18	230,124	Jeff Cox
Port City Roosters	Sea	56	84	.400	20	68,463	Orlando Gomez

WEST DIVISION	AFF.	W	L	PCT	GB	ATT	MANAGER(S)
Memphis Chicks*	SD	81	58	.583	—	197,084	Ed Romero
Chattanooga Lookouts**	Cin	81	59	.579	½	227,885	Mark Berry
Knoxville Smokies	Tor	75	65	.536	6½	142,537	Omar Malave
Birmingham Barons	Chi-A	74	65	.532	7	296,131	Mike Heath
Huntsville Stars	Oak	66	74	.471	15½	255,139	Dick Scott

* Won first half **Won second half ***Won both halves

PLAYOFFS: Jacksonville def. Carolina, 3-2; Chattanooga def. Memphis, 3-1. Jax. def. Chatt., 3-1.

SOUTHERN LEAGUE CHAMPIONS

Team Batting

PLAYER	AVG	G	AB	R	H	TB	2B	3B	HR	RBI	SH	SF	HP	BB	IBB	SO	SB	CS	DP	SLG	OBP
Hurst, Jimmy	.471	5	17	5	8	16	2	0	2	6	0	1	0	3	0	6	0	0	0	.941	.524
Miller, Orlando	.364	3	11	2	4	8	1	0	1	3	0	0	1	1	0	1	0	0	0	.727	.462
Encarnacion, Juan	.323	131	493	91	159	276	31	4	26	90	0	6	19	43	6	86	17	3	8	.560	.394
Smith, Ira	.308	53	172	29	53	86	14	2	5	20	0	0	1	35	0	30	1	1	4	.500	.428
Roberts, Dave	.296	105	415	76	123	163	24	2	4	41	9	2	2	45	1	62	23	5	5	.393	.366
Ibarra, Jesse	.283	115	441	73	125	226	24	1	25	91	0	5	3	55	4	85	3	2	9	.512	.363
Barker, Glen	.280	69	257	47	72	106	8	4	6	29	8	3	5	29	0	72	17	8	4	.412	.361
Bream, Scott	.273	19	55	12	15	22	1	0	2	3	1	0	0	14	0	12	1	0	1	.400	.420
Garcia, Luis R.	.268	126	456	55	122	158	19	1	5	48	6	6	3	10	0	59	3	2	15	.346	.284
Marquez, Jesus	.267	114	465	56	124	192	24	4	12	74	3	5	3	22	2	77	9	5	12	.413	.301
Bruno, Julio	.265	120	438	51	116	162	22	3	6	57	0	1	3	38	1	70	6	3	9	.370	.327
Schmidt, Tom	.258	82	291	37	75	121	17	1	9	44	0	1	2	29	0	81	2	0	9	.416	.328
Almanzar, Richard	.243	103	387	55	94	133	20	2	5	35	11	0	3	37	0	43	20	6	11	.344	.314
Marine, Wardel	.238	99	328	45	78	138	22	1	12	43	0	1	7	48	1	92	0	1	11	.421	.346
Johnson, Earl	.226	36	146	24	33	44	3	1	2	13	3	2	1	9	0	19	7	1	3	.301	.272
Conner, Decomba	.208	47	154	22	32	56	6	3	4	17	0	1	2	30	1	45	5	1	4	.364	.342
Rodriguez, Adam	.200	2	5	0	1	1	0	0	0	0	0	0	0	2	0	0	0	0	0	.200	.429
Lidle, Kevin	.151	59	186	18	28	38	7	0	1	16	3	2	2	17	0	77	0	0	4	.204	.227
Lackey, Stephen	.077	5	13	1	1	1	0	0	0	0	1	0	0	0	0	1	1	0	2	.077	.077
TOTALS	.267	139	4730	699	1263	1947	245	29	127	630	45	36	57	467	16	918	115	38	111	.412	.338

Team Pitching

PITCHER	W	L	ERA	G	GS	CG	SHO	SV	IP	H	R	ER	HR	HB	BB	IBB	SO	WP	BK	OBA
Schroeder, Chad	0	0	0.00	2	0	0	0	0	3.2	1	0	0	0	0	1	0	4	0	0	.100
Drumright, Mike	1	1	1.57	5	5	0	0	0	28.2	16	7	5	0	3	13	0	24	2	0	.170
Duran, Roberto	4	2	2.37	50	0	0	0	16	60.2	41	19	16	2	2	39	0	95	11	0	.189
Marrero, Kenny	4	3	2.94	37	0	0	0	0	64.1	45	32	21	4	1	37	1	60	2	0	.191
Santana,Marino	4	1	3.28	39	0	0	0	1	74.0	55	28	27	8	1	43	0	98	13	1	.203
Goldsmith, Gary	4	5	4.07	31	8	1	1	1	97.1	97	48	44	16	5	30	0	45	1	0	.260
Reed, Brandon	11	9	4.55	27	27	2	0	0	176.0	190	100	89	25	8	54	0	90	9	0	.281
Corey, Bryan	3	8	4.76	52	0	0	0	9	68.0	74	42	36	8	1	21	3	37	4	0	.276
Greisinger, Seth	10	6	5.20	28	28	1	0	0	159.1	194	103	92	29	3	53	0	105	12	2	.301
Gentile, Scott	1	5	5.23	43	0	0	0	2	63.2	69	41	37	8	0	21	0	52	2	0	.280
Melendez, David	6	4	5.33	12	11	2	0	0	72.2	77	47	43	10	5	24	0	55	0	0	.272
Drews, Matt	8	11	5.49	24	24	4	1	0	144.1	160	109	88	23	16	50	0	85	3	0	.278
Roberts, Willis	6	15	6.28	26	26	2	0	0	149.0	181	120	104	18	6	64	0	86	6	6	.301
Gallaher, Kevin	4	3	6.47	10	10	2	0	0	57.0	70	45	41	10	6	32	0	33	5	0	.306
TOTALS	66	73	4.75	139	139	14	2	29	1218.2	1270	741	643	161	57	482	4	869	70	9	.269

Standings and Playoffs

EAST DIVISION	AFF.	W	L	PCT	GB	ATT	MANAGER(S)
Knoxville Smokies*	Tor	75	63	.543	—	138,389	Omar Malave
Greenville Braves**	Atl	74	66	.529	2	254,049	Randy Ingle
JACKSONVILLE SUNS	Det	66	73	.475	9½	238,238	Dave Anderson
Orlando Rays	Chi-N	63	75	.457	12	147,241	Dave Trembley
Carolina Mudcats	Pit	55	82	.401	19½	265,219	Marc Hill, Jeff Banister

WEST DIVISION	AFF.	W	L	PCT	GB	ATT	MANAGER(S)
Huntsville Stars**	Oak	77	62	.554	—	285,580	Mike Quade
Birmingham Barons	Chi-A	76	62	.551	½	302,144	Dave Huppert
Mobile BayBears*	SD	69	68	.504	7	332,639	Mike Ramsey
Chattanooga Lookouts	Cin	70	69	.504	7	228,391	Mark Berry
Memphis Chicks	Sea	67	72	.482	10	113,183	Dave Brundage

* Won first half **Won second half ***Won both halves

PLAYOFFS: Greenville def. Knoxville, 3-1; Huntsville def. Mobile, 3-2. Greenville def. Huntsville, 3-2.

1998 Jacksonville Suns

Team Batting

PLAYER	AVG	G	AB	R	H	TB	2B	3B	HR	RBI	SH	SF	HP	BB	IBB	SO	SB	CS	DP	SLG	OBP
Cardona, Javier	.331	46	163	31	54	84	16	1	4	40	0	2	1	15	1	29	0	0	6	.515	.387
Roberts, Dave	.326	69	279	71	91	130	14	5	5	42	3	4	3	53	1	59	21	9	4	.466	.434
Lackey, Stephen	.324	12	34	6	11	12	1	0	0	3	0	0	0	5	0	5	0	0	0	.353	.410
Kapler, Gabe	.322	139	547	113	176	319	47	6	28	146	0	11	5	66	5	93	6	4	6	.583	.393
Villalobos, Carlos	.320	128	497	96	159	251	34	2	18	80	0	6	3	55	2	85	8	0	16	.505	.387
Fick, Robert	.318	130	515	101	164	277	47	6	18	114	0	9	6	71	6	83	8	4	8	.538	.401
Marine, Wardel	.316	44	155	25	49	70	8	2	3	25	0	2	1	20	0	20	0	0	1	.452	.393
Macias, Jose	.305	128	511	82	156	240	28	10	12	71	3	3	4	52	2	46	6	9	4	.470	.372
Bream, Scott	.291	58	206	30	60	91	16	3	3	36	2	3	1	25	0	41	3	1	3	.442	.366
Barker, Glen	.280	110	453	95	127	186	29	6	6	54	7	5	4	57	1	120	31	7	1	.411	.362
Freire, Alejandro	.275	129	494	79	136	214	30	0	16	78	1	9	17	33	1	83	3	1	16	.433	.336
Hernaiz, Juan	.251	99	382	60	96	154	21	2	11	58	1	6	3	16	0	93	8	2	4	.403	.283
Dubose, Brian	.236	46	165	30	39	72	10	1	7	25	0	0	1	13	1	39	4	0	3	.436	.296
Mitchell, Derek	.221	128	421	58	93	124	21	2	2	54	4	8	6	68	1	94	6	3	9	.295	.332
Ibarra, Jesse	.100	10	30	1	3	4	1	0	0	1	0	0	0	5	1	14	0	0	1	.133	.229
Sollman, Scott	.077	10	26	4	2	2	0	0	0	1	2	0	1	7	0	4	1	1	0	.077	.294
TOTALS	.290	140	4878	882	1416	2230	323	46	133	828	23	68	56	562	22	908	105	41	82	.457	.366

Team Pitching

PITCHER	W	L	ERA	G	GS	CG	SHO	SV	IP	H	R	ER	HR	HB	BB	IBB	SO	WP	BK	OBA
Anderson, Matt	1	0	0.60	13	0	0	0	10	15.0	7	1	1	1	0	5	0	11	1	0	.143
Roberts, Willis	3	1	2.19	12	2	0	0	0	24.2	21	10	6	0	3	10	1	15	1	0	.233
Powell, Brian	10	2	3.07	14	14	2	1	0	93.2	84	37	32	5	4	24	0	51	3	2	.242
Smith, Keilan	4	3	3.64	39	1	0	0	0	71.2	69	34	29	6	1	40	1	54	8	0	.257
Hiljus, Erik	2	3	3.70	42	0	0	0	2	65.2	49	31	27	7	0	35	0	85	4	0	.205
Bruner, Clayton	10	6	3.79	28	28	1	0	0	171.0	173	90	72	15	6	66	0	91	8	2	.264
Dace, Derek	5	3	4.16	40	0	0	0	3	67.0	51	32	31	8	2	29	0	48	2	0	.209
Santos, Victor	4	2	4.17	6	6	0	0	0	36.2	40	20	17	2	1	15	1	37	1	0	.288
Borkowski, Dave	16	7	4.63	28	28	3	1	0	178.2	204	99	92	25	10	54	0	97	10	2	.291
Skuse, Nick	4	6	4.76	49	0	0	0	13	62.1	54	34	33	7	1	30	1	74	4	0	.229
Cordero, Francisco	1	1	4.86	17	0	0	0	8	16.2	19	12	9	1	1	9	0	18	0	0	.284
Melendez, David	9	6	5.06	25	25	0	0	0	153.0	166	104	86	16	15	61	0	83	8	0	.278
Darwin, David	12	6	5.35	24	23	2	1	0	139.2	152	94	83	22	6	52	0	76	2	2	.277
Durkovic, Pete	2	1	5.69	37	0	0	0	0	68.0	69	47	43	8	7	35	1	36	1	1	.265
Miller, Matthew	3	7	7.04	13	13	0	0	0	61.1	70	49	48	6	2	50	1	49	3	1	.288
Kimsey, Keith	0	0	22.50	3	0	0	0	0	4.0	10	10	10	1	1	3	0	3	0	0	.500
Hurst, William	0	0	23.14	3	0	0	0	0	2.1	4	6	6	0	2	6	0	3	0	0	.364
Davis, Keith	0	0	—	1	0	0	0	0	0.0	1	0	0	0	0	0	0	0	00	1.000	
TOTALS	86	54	4.57	140	140	8	3	36	1231.1	1243	710	625	130	62	524	6	831	56	10	.263

Standings and Playoffs

EAST DIVISION	AFF.	W	L	PCT	GB	ATT	MANAGER(S)
JACKSONVILLE SUNS*	Det	86	54	.614	—	254,882	Dave Anderson
Knoxville Smokies**	Tor	71	69	.507	15	122,886	Omar Malave
Orlando Rays	Sea	67	71	.486	18	144,126	Dan Rohn
Greenville Braves	Atl	67	72	.482	18½	269,525	Randy Ingle
Carolina Mudcats	Pit	59	80	.424	26½	230,768	Jeff Banister

WEST DIVISION	AFF.	W	L	PCT	GB	ATT	MANAGER(S)
Mobile BayBears***	SD	86	54	.614	—	271,002	Mike Ramsey
Huntsville Stars	Oak	72	68	.514	14	257,915	Jeffrey Leonard
West Tenn Diamond Jaxx	Chi-N	66	74	.471	20	313,775	Dave Trembley
Chattanooga Lookouts	Cin	65	73	.471	20	230,475	Mark Berry
Birmingham Barons	Chi-A	58	82	.414	28	298,054	Dave Huppert

* Won first half **Won second half ***Won both halves

PLAYOFFS: Jacksonville def. Knoxville, 3-0; Mobile def. Huntsville, 3-0. Mobile def. Jacksonville, 3-1.

Team Batting

PLAYER	AVG	G	AB	R	H	TB	2B	3B	HR	RBI	SH	SF	HP	BB	IBB	SO	SB	CS	DP	SLG	OBP
Wakeland, Chris	.321	55	212	42	68	129	16	3	13	36	0	2	4	35	1	53	6	5	2	.608	.423
Cardona, Javier	.309	108	418	84	129	238	31	0	26	92	0	5	8	46	0	69	4	2	16	.569	.384
Gillespie, Eric	.306	118	474	80	145	242	28	6	19	88	0	5	2	53	2	89	12	2	12	.511	.375
Freire, Alejandro	.296	66	243	45	72	122	20	0	10	43	0	4	6	23	0	44	2	0	8	.502	.366
Sasser, Robert	.283	117	424	60	120	181	38	1	7	61	0	3	3	57	1	101	9	5	5	.427	.370
Lemonis, Chris	.283	75	265	35	75	108	16	1	5	38	0	0	6	19	0	45	1	2	6	.408	.345
Santana, Pedro	.279	120	512	89	143	205	35	6	5	49	8	5	3	34	0	98	34	9	8	.400	.325
Airoso, Kurt	.272	134	536	95	146	216	28	6	10	72	0	6	5	89	1	113	10	3	8	.403	.376
Lindstrom, David	.271	66	214	30	58	98	17	1	7	35	1	5	6	24	0	35	1	3	9	.458	.353
Candelaria, Ben	.269	120	464	65	125	216	31	3	18	77	0	5	1	35	3	93	6	7	13	.466	.319
Riley, Marquis	.255	54	161	30	41	45	4	0	0	16	0	1	0	30	0	29	16	3	1	.280	.370
Jones, Ryan	.253	125	487	66	123	207	21	3	19	73	0	3	3	50	0	115	1	1	7	.425	.324
Mitchell, Derek	.242	124	422	56	102	142	17	1	7	49	4	5	2	53	0	117	4	2	3	.336	.326
Lindsey, Rod	.185	7	27	3	5	6	1	0	0	2	1	0	0	1	0	6	0	0	0	.222	.214
Rivera, Michael	.174	7	23	3	4	11	1	0	2	6	0	0	0	2	0	5	0	0	0	.478	.240
Ibarra, Jesse	.157	18	70	9	11	15	1	0	1	6	0	1	0	10	1	20	0	0	1	.214	.259
TOTALS	.276	141	4952	792	1367	2181	305	31	149	743	14	50	49	561	9	1032	106	44	99	.440	.352

Team Pitching

PITCHER	W	L	ERA	G	GS	CG	SHO	SV	IP	H	R	ER	HR	HB	BB	IBB	SO	WP	BK	OBA
Garcia, Apostol	0	0	0.00	3	0	0	0	0	4.1	0	0	0	0	0	1	0	0	0	0	.000
Hiljus, Erik	1	0	1.04	10	0	0	0	0	17.1	5	4	2	1	1	5	0	28	1	1	.093
Cordero, Francisco	4	1	1.38	47	0	0	0	27	52.1	35	9	8	3	3	22	0	58	3	0	.183
Villafuerte, Brandon	0	2	1.88	15	0	0	0	5	24.0	17	6	5	0	1	12	0	20	1	0	.200
Snyder, William	1	0	2.50	14	0	0	0	2	18.0	16	6	5	0	3	5	1	17	0	0	.225
Keagle, Greg	4	2	2.85	9	9	1	0	0	53.2	58	22	17	4	1	22	0	28	1	2	.271
Weaver, Jeff	0	0	3.00	1	1	0	0	0	6.0	5	2	2	0	0	0	0	6	0	0	.227
Alberro, Jose	0	0	3.38	1	0	0	0	0	2.2	4	2	1	0	1	1	0	1	0	0	.364
Santos, Victor	12	6	3.49	28	28	2	1	0	173.0	150	86	67	16	7	58	2	146	3	0	.231
Darwin, David	14	12	3.56	28	28	3	1	0	187.1	194	95	74	19	11	58	1	100	2	0	.264
Blanco, Alberto	3	2	3.75	37	4	0	0	1	72.0	58	37	30	10	3	37	1	62	1	4	.221
Goldsmith, Gary	3	4	3.87	33	5	0	0	2	79.0	84	35	34	8	6	24	0	30	4	0	.280
Miller, Matthew	4	1	4.43	7	7	0	0	0	40.2	43	23	20	3	2	12	0	25	0	0	.272
Pettyjohn, Adam	9	5	4.69	20	20	0	0	0	126.2	134	75	66	13	8	35	0	92	4	0	.270
Maroth, Mike	1	2	4.79	4	4	0	0	0	20.2	27	15	11	2	0	7	0	10	1	0	.310
Webb, Alan	9	9	4.95	26	22	0	0	0	140.0	140	88	77	17	8	64	0	88	4	3	.265
Martinez, Romulo	3	7	4.98	52	0	0	0	1	72.1	85	48	40	5	3	21	2	46	2	0	.290
Miles, Chad	3	2	6.14	45	0	0	0	0	58.2	78	49	40	9	2	30	0	50	7	0	.312
Smith, Keilan	1	2	6.61	19	0	0	0	0	31.1	35	25	23	5	4	23	0	24	2	0	.280
Romo, Greg	2	2	8.27	8	3	0	0	0	20.2	29	20	19	4	0	7	1	15	3	0	.333
Bruner, Clayton	1	3	8.88	7	5	0	0	1	25.1	47	32	25	0	1	10	0	9	2	0	.409
Swartzbaugh, David	0	4	10.25	6	5	0	0	0	26.1	36	31	30	7	1	12	1	22	0	0	.316
TOTALS	75	66	4.28	141	141	6	2	39	1252.1	1280	710	596	126	66	466	9	877	41	10	.263

Standings and Playoffs

EAST DIVISION	AFF.	W	L	PCT	GB	ATT	MANAGER(S)
JACKSONVILLE SUNS	Det	75	66	.532	—	233,630	Dave Anderson
Orlando Rays**	TB	70	68	.507	3½	81,032	Bill Russell
Knoxville Smokies*	Tor	71	69	.507	3½	119,571	Omar Malave
Carolina Mudcats	Col	60	80	.429	14½	238,002	Jay Loviglio
Greenville Braves	Atl	58	80	.420	15½	257,171	Paul Runge

WEST DIVISION	AFF.	W	L	PCT	GB	ATT	MANAGER(S)
West Tenn D-Jaxx***	Chi-N	84	57	.596	—	302,203	Dave Trembley
Chattanooga Lookouts	Cin	78	62	.557	5½	218,946	Phillip Wellman
Birmingham Barons	Chi-A	73	67	.521	10½	314,010	Chris Cron
Mobile BayBears	SD	66	73	.475	17	293,147	Mike Basso
Huntsville Stars	Mil	64	77	.454	20	275,000	Darrell Evans

* Won first half **Won second half ***Won both halves

PLAYOFFS: Orlando def. Knoxville, 3-1; West Tenn def. Chattanooga, 3-1. Orlando def.West Tenn, 3-1.

2000 Jacksonville Suns

Team Batting

PLAYER	AVG	G	AB	R	H	TB	2B	3B	HR	RBI	SH	SF	HP	BB	IBB	SO	SB	CS	DP	SLG	OBP
Lutz, Manny	.333	1	3	1	1	2	1	0	0	3	0	0	0	0	0	0	0	0	0	.667	.333
McClure, Brian	.285	81	246	33	70	90	17	0	1	18	1	1	0	40	0	46	2	1	4	.366	.383
Santana, Pedro	.281	112	448	61	126	172	20	4	6	53	4	4	3	38	1	83	40	8	2	.384	.339
Freire, Alejandro	.274	135	471	73	129	220	16	0	25	77	0	6	16	69	1	111	2	4	13	.467	.381
Rios, Brian	.260	95	315	42	82	126	23	3	5	36	3	4	8	29	0	59	1	1	3	.400	.334
Inge, Brandon	.258	78	298	39	77	122	25	1	6	53	1	5	0	26	1	73	10	3	10	.409	.313
Briggs, William	.254	134	496	65	126	220	39	2	17	65	2	4	6	60	1	145	17	6	14	.444	.339
Munson, Eric	.252	98	365	52	92	166	21	4	15	68	0	6	18	39	5	96	5	2	8	.455	.348
Airoso, Kurt	.239	98	326	43	78	106	14	1	4	41	2	3	5	49	0	69	6	1	7	.325	.343
Lindstrom, David	.234	68	222	26	52	84	11	0	7	36	0	3	4	19	0	17	1	0	6	.378	.302
Lindsey, Rod	.224	114	393	57	88	107	11	4	0	20	10	1	10	38	0	100	46	14	4	.272	.308
Da Luz, Craig	.222	4	9	2	2	7	0	1	1	2	0	0	0	2	0	1	0	0	0	.778	.364
Ust, Brant	.217	111	383	37	83	118	15	4	4	28	7	1	9	33	2	95	2	4	12	.308	.293
Besco, Derek	.200	32	105	10	21	38	5	0	4	10	2	0	1	10	0	14	3	0	2	.362	.276
Mitchell, Derek	.197	116	330	38	65	82	14	0	1	27	7	1	0	54	0	76	3	3	4	.248	.309
Rivera, Michael	.193	39	150	10	29	45	8	1	2	9	0	1	0	7	0	30	0	0	4	.300	.228
Meran, Jorge	.154	4	13	2	2	2	0	0	0	0	0	0	1	0	0	1	0	0	0	.154	.214
Torres, Andres	.148	14	54	3	8	8	0	0	0	0	0	0	0	5	0	14	2	0	1	.148	.220
Cleveland, Russell	.000	1	1	0	0	0	0	0	0	0	0	0	0	0	0	1	0	0	0	.000	.000
TOTALS	.244	140	4628	594	1131	1715	240	25	98	546	39	40	81	518	11	1031	140	47	94	.371	.328

Team Pitching

PITCHER	W	L	ERA	G	GS	CG	SHO	SV	IP	H	R	ER	HR	HB	BB	IBB	SO	WP	BK	OBA
McClure, Brian	0	0	0.00	1	0	0	0	0	0.2	1	0	0	0	0	0	0	0	0	0	.333
Tolar, Kevin	2	0	0.52	9	0	0	0	0	17.1	7	3	1	0	0	8	0	19	1	0	.121
Heams, Shane	6	2	2.59	39	0	0	0	5	55.2	35	17	16	4	2	34	2	67	2	0	.177
Mobley, Kevin	6	0	2.70	43	5	1	1	0	90.0	62	31	27	5	3	42	2	72	7	0	.194
Bernero, Adam	2	5	2.79	10	10	0	0	0	61.1	54	26	19	6	3	24	0	46	5	0	.237
Keller, Kris	2	3	2.91	62	0	0	0	26	68.0	58	24	22	0	0	44	3	60	9	0	.233
Miller, Matthew	8	5	3.18	20	20	1	0	0	121.2	126	50	43	10	5	32	1	99	4	0	.269
Pettyjohn, Adam	2	2	3.40	8	8	0	0	0	50.1	43	20	19	4	4	12	0	45	2	0	.232
Snyder, William	1	2	3.60	29	0	0	0	2	40.0	33	16	16	4	2	23	2	38	1	1	.223
Loux, Shane	12	9	3.82	26	26	2	0	0	157.2	150	78	67	12	14	55	0	130	7	0	.254
Maroth, Mike	9	14	3.94	27	26	2	1	0	164.1	176	79	72	14	3	58	0	85	6	1	.289
Cornejo, Nate	5	7	4.61	16	16	0	0	0	91.2	91	52	47	6	4	43	1	60	1	1	.271
Phelps, Tommy	6	6	4.94	38	11	0	0	0	102.0	111	59	56	17	7	26	2	62	1	0	.277
Ramirez, Jose	2	2	5.76	19	0	0	0	0	25.0	33	18	16	4	1	10	0	11	7	1	.327
Kirsten, Richard	1	1	5.79	4	1	0	0	0	9.1	9	6	6	4	1	3	0	5	0	0	.281
Becker, Thomas	0	4	6.63	37	0	0	0	0	58.1	65	47	43	5	6	24	2	47	6	0	.284
Walls, Doug	3	7	7.69	11	11	0	0	0	52.2	66	54	45	8	1	34	0	38	6	1	.307
Leek, Randy	2	2	7.84	7	6	0	0	0	31.0	43	29	27	6	2	8	0	21	0	0	.321
Lowe, Benjamin	0	0	8.10	17	0	0	0	0	23.1	28	21	21	3	1	17	1	25	5	0	.289
Runyan, Sean	0	0	21.60	3	0	0	0	0	1.2	4	4	4	0	0	2	0	1	0	0	.444
TOTALS	69	71	4.18	140	140	6	2	33	1222.0	1195	634	567	112	59	499	16	931	70	5	.259

Standings and Playoffs

EAST DIVISION	AFF.	W	L	PCT	GB	ATT	MANAGER(S)
Tennessee Smokies	Tor	71	69	.507	—	256,141	"Rocket" Wheeler
JACKSONVILLE SUNS**	Det	69	71	.493	2	221,221	Gene Roof
Greenville Braves	Atl	68	71	.489	2½	217,558	Paul Runge
Orlando Rays*	TB	65	71	.478	4	61,960	Mike Ramsey
Carolina Mudcats	Col	64	75	.460	6½	252,713	Ron Gideon

WEST DIVISION	AFF.	W	L	PCT	GB	ATT	MANAGER(S)
West Tenn D-Jaxx**	Chi-N	80	58	.580	—	303,355	Dave Bialas
Birmingham Barons*	Chi-A	77	63	.550	4	321,307	Nick Capra
Chattanooga Lookouts	Cin	70	68	.507	10	290,165	Mike Rojas
Mobile BayBears	SD	66	73	.475	14½	261,496	Mike Basso
Huntsville Stars	Mil	64	75	.460	16½	238,930	Carlos Lezcano

* Won first half **Won second half ***Won both halves

PLAYOFFS: West Tenn def. Birmingham, 3-2; Jacksonville def. Orlando, 3-2. WTN def. Jax., 3-2.

2001 Jacksonville Suns

Team Batting

PLAYER	AVG	G	AB	R	H	TB	2B	3B	HR	RBI	SH	SF	HP	BB	IBB	SO	SB	CS	DP	SLG	OBP
Chen, Chin-Feng	.313	66	224	47	70	141	16	2	17	50	1	1	2	41	4	65	5	4	7	.629	.422
Crosby, Bubba	.302	107	384	68	116	166	22	5	6	47	7	7	8	37	2	60	22	6	7	.432	.369
Kellner, Ryan	.297	25	91	5	27	34	4	0	1	9	1	0	0	3	0	20	0	0	1	.374	.319
Theodorou, Nick	.294	55	102	15	30	35	5	0	0	11	6	1	2	25	2	15	2	1	2	.343	.438
Allen, Lucas	.290	125	486	74	141	233	32	6	16	73	1	5	1	42	3	111	13	3	7	.479	.345
Post, David	.286	5	14	3	4	7	1	1	0	3	0	0	0	1	0	3	0	0	0	.500	.333
Dent, Darrell	.279	117	376	50	105	136	15	2	4	32	4	2	6	42	0	91	31	12	5	.362	.359
Thurston, Joe	.267	134	544	80	145	205	25	7	7	46	9	3	12	48	0	65	20	18	5	.377	.338
Ross, David	.264	74	246	35	65	113	13	1	11	45	0	3	10	34	0	72	1	1	5	.459	.372
Nunez, Jorge	.260	123	473	63	123	154	15	2	4	28	10	1	2	33	3	88	44	11	6	.326	.310
Riggs, Eric	.256	118	394	52	101	149	28	1	6	36	11	3	5	42	3	49	7	4	2	.378	.333
Bell, Rick	.255	63	188	21	48	66	9	0	3	22	1	2	1	13	0	29	1	1	3	.351	.304
Pachot, John	.243	46	152	12	37	66	15	1	4	22	0	2	0	4	0	20	0	2	4	.434	.259
Davis, Glenn	.243	134	478	62	116	221	29	8	20	89	0	8	3	67	2	142	14	5	11	.462	.335
Paciorek, Pete	.213	65	150	17	32	54	8	1	4	20	2	0	1	15	0	42	3	1	6	.360	.287
Duplissea, Bill	.150	17	40	1	6	8	2	0	0	4	1	0	3	5	1	14	0	0	1	.200	.292
Matthews, Lamont	.145	18	55	4	8	12	4	0	0	7	0	1	0	12	0	25	0	1	2	.218	.294
Collins, Mike	.128	17	39	1	5	5	0	0	0	3	0	2	0	5	0	9	2	1	2	.128	.217
Wright, Nate	.000	1	1	0	0	0	0	0	0	0	0	0	0	0	0	0	0	0	0	.000	.000
TOTALS	.260	139	4638	623	1206	1837	248	37	103	556	84	42	58	479	20	993	165	72	77	.396	.334

Team Pitching

PITCHER	W	L	ERA	G	GS	CG	SHO	SV	IP	H	R	ER	HR	HB	BB	IBB	SO	WP	BK	OBA
Foster, Kris	3	0	1.00	17	0	0	0	7	18.0	6	2	2	1	1	2	0	29	0	0	.098
Stephenson, Brian	1	0	1.13	7	1	0	0	0	8.0	6	4	1	0	0	2	0	3	0	0	.200
Alvarez, Victor	2	0	1.20	8	8	0	0	0	45.0	27	6	6	1	1	7	0	40	2	0	.176
Langone, Steve	0	0	1.50	1	1	0	0	0	6.0	2	1	1	0	0	0	0	8	0	0	.105
Nance, Joseph	7	0	1.59	28	0	0	0	1	45.1	31	11	8	4	0	17	1	44	1	0	.195
Feliciano, Pedro	5	4	1.94	54	0	0	0	17	60.1	41	14	13	3	3	11	1	55	2	0	.194
Bevel, Bobby	2	2	1.96	31	0	0	0	6	46.0	42	14	10	3	2	11	0	33	1	0	.244
Gulin, Lindsay	7	5	2.64	26	21	1	1	0	126.1	128	46	37	10	6	46	0	111	0	2	.267
Burnside, Adrian	4	3	2.66	13	12	0	0	0	67.2	44	21	20	6	5	30	0	67	4	2	.181
Gomes, Anthony	1	1	2.86	17	0	0	0	2	28.1	30	13	9	1	0	15	2	31	1	1	.268
Harrell, Tim	5	4	3.00	47	1	0	0	5	81.0	70	32	27	11	3	29	2	71	4	0	.232
Berry, Jon	0	1	3.00	3	1	0	0	0	9.0	6	3	3	0	0	4	0	5	0	0	.200
Montgomery, Matt	0	1	3.20	14	0	0	0	0	25.1	20	9	9	1	1	8	0	17	4	1	.220
Simon, Benjamin	7	6	3.32	15	15	0	0	0	81.1	64	34	30	12	7	21	0	76	1	0	.218
Junge, Eric	10	11	3.46	27	27	1	1	0	164.0	143	72	63	19	13	56	2	116	6	0	.237
Devey, Phil	8	2	3.77	24	17	0	0	1	112.1	121	56	47	12	8	21	0	76	4	2	.272
Proctor, Scott	4	3	4.17	10	9	0	0	0	49.2	39	26	23	6	2	31	1	48	2	0	.220
Caraccioli, Lance	8	4	4.64	28	18	0	0	1	130.0	139	76	67	7	8	45	0	87	7	0	.281
McBride, Crhis	2	1	4.74	4	4	0	0	0	19.0	24	12	10	2	0	3	0	19	1	0	.308
Fischer, Mike	1	0	5.14	12	4	0	0	0	28.0	30	18	16	7	4	8	1	28	1	0	.273
Parrish, Wade	1	1	5.14	4	0	0	0	0	7.0	7	4	4	0	1	5	1	5	0	0	.259
Husted, Bren	3	3	5.50	23	0	0	0	1	37.2	52	25	23	6	3	13	0	21	1	0	.340
Bauer, Greg	0	1	6.28	6	0	0	0	0	14.1	17	13	10	4	0	10	0	8	0	0	.293
Regalado, Maximo	2	3	6.35	18	0	0	0	1	22.2	20	18	16	3	2	22	0	33	1	0	.233
TOTALS	83	56	3.32	139	139	2	2	42	1232.1	1109	530	455	119	70	417	11	1031	43	8	.242

Standings and Playoffs

EAST DIVISION	AFF.	W	L	PCT	GB	ATT	MANAGER(S)
JACKSONVILLE SUNS***	LA	83	56	.597	—	225,362	John Shoemaker
Chattanooga Lookouts	Cin	72	67	.518	11	288,047	Phillip Wellman
Carolina Mudcats	Col	62	76	.449	20½	257,558	Ron Gideon
Greenville Braves	Atl	60	79	.432	23	243,900	Paul Runge
Orlando Rays	TB	59	81	.421	24½	89,435	Mike Ramsey

WEST DIVISION	AFF.	W	L	PCT	GB	ATT	MANAGER(S)
Tennessee Smokies	Tor	80	60	.571	—	266,037	"Rocket" Wheeler
Birmingham Barons**	Chi-A	80	60	.571	—	311,362	Nick Capra
Huntsville Stars*	Mil	75	63	.543	4	237,950	Ed Romero
Mobile BayBears	SD	65	73	.471	14	240,045	Tracy Woodson
West Tenn Diamond Jaxx	Chi-N	59	80	.424	20½	244,252	Dave Bialas

* Won first half **Won second half ***Won both halves

PLAYOFFS: Jacksonville def. Chattanooga, 3-2; Huntsville def. Birmingham, 3-2. Jax., HVL declared co-champions after September 11 terrorist attacks.

SOUTHERN LEAGUE CO-CHAMPIONS

2002 Jacksonville Suns

Team Batting

PLAYER	AVG	G	AB	R	H	TB	2B	3B	HR	RBI	SH	SF	HP	BB	IBB	SO	SB	CS	DP	SLG	OBP
Collins, Mike	.313	117	384	40	120	136	14	1	0	45	6	2	1	44	1	36	7	1	14	.354	.383
Duplissea, Bill	.286	8	14	2	4	5	1	0	0	2	0	0	0	4	0	7	0	0	0	.357	.444
Bledsoe, Hunter	.279	110	348	39	97	131	18	2	4	38	0	6	7	54	2	42	3	4	12	.376	.381
Hill, Koyie	.271	130	468	67	127	187	25	1	11	64	1	7	0	76	11	88	5	3	14	.400	.368
King, Brennan	.271	127	435	62	118	162	19	2	7	63	1	2	4	58	2	48	1	1	16	.372	.361
Brock, Tarrik	.265	111	325	59	86	133	16	2	9	47	1	3	4	72	2	93	8	8	3	.409	.401
Crosby, Bubba	.260	38	150	14	39	55	6	2	2	20	1	1	2	11	0	23	7	3	2	.367	.317
Victorino, Shane	.258	122	481	61	124	153	15	1	4	34	16	2	4	47	0	49	45	16	6	.318	.328
Ruan, Wilkin	.253	78	324	44	82	119	16	6	3	34	5	1	8	17	0	33	23	3	4	.367	.305
Abercrombie, Reggie	.250	1	4	1	1	1	0	0	0	0	0	0	0	0	0	1	1	0	0	.250	.250
Riggs, Eric	.248	128	455	69	113	174	36	2	7	69	8	8	6	62	1	74	4	4	9	.382	.341
Feliciano, Jesus	.237	100	245	32	58	65	5	1	0	13	4	2	3	13	0	28	10	10	2	.265	.281
Theodorou, Nick	.223	75	193	20	43	52	9	0	0	25	5	5	2	38	1	29	5	0	6	.269	.349
Diaz, Victor	.211	42	152	22	32	51	7	0	4	24	0	1	3	7	0	42	7	5	3	.336	.258
Matthews, Lamont	.192	112	317	41	61	107	17	1	9	33	2	1	2	67	4	98	3	3	5	.338	.336
Kellner, Ryan	.162	16	37	1	6	7	1	0	0	3	1	0	1	3	0	12	0	0	3	.189	.244
Langill, Eric	.150	8	20	1	3	3	0	0	0	1	0	0	0	1	0	9	0	0	0	.150	.190
Lopez, Rafael	.137	20	51	4	7	10	0	0	1	9	4	0	0	7	0	6	0	0	3	.196	.241
Detienne, Dave	.000	2	8	0	0	0	0	0	0	0	0	0	0	0	0	2	0	0	0	.000	.000
TOTALS	.252	139	4556	586	1149	1585	211	21	61	532	82	42	49	585	24	776	129	61	102	.348	.341

Team Pitching

PITCHER	W	L	ERA	G	GS	CG	SHO	SV	IP	H	R	ER	HR	HB	BB	IBB	SO	WP	BK	OBA
Urdaneta, Lino	0	0	0.00	1	0	0	0	0	1.0	3	0	0	0	0	1	0	1	0	0	.600
Falteisek, Steve	0	0	0.00	1	0	0	0	0	1.0	0	0	0	0	0	0	0	1	0	0	.000
Stults, Eric	0	0	0.00	1	0	0	0	0	1.0	0	0	0	0	0	0	0	0	0	0	.000
Simon, Benjamin	3	0	0.83	15	6	1	0	0	43.1	31	7	4	1	2	18	2	31	0	0	.195
Gonzalez, Alfredo	0	1	1.35	13	0	0	0	3	20.0	13	4	3	0	0	2	0	18	1	0	.191
Langone, Steve	2	2	1.38	14	0	0	0	1	32.2	21	7	5	0	5	12	2	17	0	0	.186
Devey, Phil	3	1	1.91	8	7	0	0	0	47.0	44	12	10	1	2	12	0	20	1	1	.259
Rodriguez, Ricardo	5	4	1.99	11	11	2	0	0	68.0	56	21	15	4	2	13	0	44	5	0	.224
Leek, Randy	7	5	2.16	15	14	1	0	0	95.2	94	30	23	5	5	11	1	56	2	0	.263
McCrotty, Will	1	4	2.39	43	0	0	0	6	52.2	37	16	14	3	1	30	7	57	1	1	.202
Gulin, Lindsay	5	2	2.64	19	3	0	0	3	61.1	54	21	18	5	4	17	0	67	2	0	.235
Bauer, Greg	2	4	2.83	38	3	0	0	1	70.0	62	35	22	5	1	30	4	38	1	0	.234
Totten, Heath	3	3	2.94	9	9	0	0	0	49.0	45	16	16	2	1	14	1	30	1	0	.250
Caraccioli, Lance	4	2	3.06	10	10	1	1	0	61.2	53	21	21	2	1	25	0	48	2	2	.236
Roberts, Rick	8	2	3.18	51	0	0	0	2	87.2	66	34	31	5	1	42	5	85	7	0	.209
Farmer, Tommy	3	1	3.19	6	6	0	0	0	36.2	36	13	13	3	2	9	0	26	2	0	.263
Colyer, Steve	5	4	3.45	59	0	0	0	21	62.2	50	29	24	6	2	40	3	68	4	0	.214
Proctor, Scott	7	9	3.51	26	25	0	0	0	133.1	111	63	52	10	7	85	1	131	9	1	.227
Rijo, Fernando	8	8	3.74	27	27	1	1	0	142.0	130	62	59	13	8	72	2	106	12	1	.246
Montero, Agustin	1	3	3.95	31	0	0	0	0	41.0	38	21	18	5	8	29	6	25	5	0	.260
Lugo, Ruddy	3	1	4.05	11	2	0	0	1	33.1	34	15	15	3	3	13	5	23	4	0	.274
House, Craig	0	0	4.50	3	0	0	0	0	4.0	3	2	2	1	2	2	0	1	0	0	.214
Dunning, Justin	0	0	4.82	8	0	0	0	0	9.1	5	7	5	0	0	11	0	8	3	0	.161
Rojas, Jose	3	4	4.83	10	10	0	0	0	54.0	56	29	29	8	3	30	1	40	4	0	.280
Harrell, Tim	3	1	7.07	8	1	0	0	0	14.0	12	11	11	3	0	7	0	9	1	0	.235
Castillo, Marcos	0	0	7.71	2	2	0	0	0	2.1	3	2	2	1	0	1	0	0	0	0	.333
Hanrahan, Joel	1	1	10.64	3	3	0	0	0	11.0	15	14	13	2	0	7	0	10	0	0	.326
TOTALS	77	62	3.10	139	139	6	2	38	1235.2	1072	492	425	88	60	533	40	960	67	6	.236

Standings and Playoffs

EAST DIVISION	AFF.	W	L	PCT	GB	ATT	MANAGER(S)
JACKSONVILLE SUNS**	LA	77	62	.554	—	230,156	Dino Ebel
Tennessee Smokies	Tor	69	71	.493	8½	268,033	"Rocket" Wheeler
Greenville Braves	Atl	65	69	.485	9½	214,220	Brian Snitker
Carolina Mudcats*	Col	65	71	.478	10½	205,812	P.J. Carey
Orlando Rays	TB	58	79	.423	18	139,489	Mako Oliveras

WEST DIVISION	AFF.	W	L	PCT	GB	ATT	MANAGER(S)
Birmingham Barons*	Chi-A	79	61	.564	—	276,016	Wally Backman
Mobile BayBears	SD	76	63	.547	2½	216,597	Craig Colbert
West Tenn D-Jaxx**	Chi-N	73	67	.521	6	224,698	Bobby Dickerson
Huntsville Stars	Mil	70	69	.504	8½	206,068	Frank Kremblas
Chattanooga Lookouts	Cin	60	80	.429	19	280,692	Phillip Wellman

* Won first half **Won second half ***Won both halves

PLAYOFFS: Birmingham def. West Tenn, 3-2; Jacksonvile def. Carolina, 3-2. Bham def. Jax., 3-0.

Team Batting

PLAYER	AVG	G	AB	R	H	TB	2B	3B	HR	RBI	SH	SF	HP	BB	IBB	SO	SB	CS	DP	SLG	OBP
Rogers, Brandon	.400	6	10	2	4	8	1	0	1	1	0	0	0	4	0	3	0	0	0	.800	.571
Gutierrez, Franklin	.313	18	67	12	21	40	3	2	4	12	0	0	1	7	0	20	3	3	1	.597	.387
Theodorou, Nick	.294	36	119	18	35	42	7	0	0	7	3	1	3	22	0	19	1	2	2	.353	.414
Diaz, Victor	.291	85	316	42	92	146	20	2	10	54	1	5	6	27	1	60	8	10	10	.462	.353
Victorino, Shane	.282	66	266	37	75	98	9	4	2	15	2	1	3	21	1	41	16	7	3	.368	.340
Alvarez, Nick	.274	101	292	39	80	115	16	2	5	46	2	4	3	21	4	47	19	10	9	.394	.325
Brock, Tarrik	.272	98	305	52	83	151	23	6	11	57	0	2	2	56	4	96	4	7	1	.495	.386
Michaelis, Derek	.267	120	378	56	101	172	28	2	13	50	1	3	4	51	0	123	9	0	7	.455	.358
Dawkins, Gookie	.265	35	113	12	30	48	6	0	4	20	7	1	2	10	0	12	3	2	2	.425	.333
Abercrombie, Reggie	.261	116	448	59	117	201	25	7	15	54	3	3	9	16	2	164	28	9	3	.449	.298
Rodriguez, Victor	.253	45	154	12	39	56	8	0	3	17	3	1	1	6	0	19	1	1	7	.364	.284
King, Brennan	.242	124	434	47	105	149	15	1	9	43	2	6	5	44	2	92	0	3	13	.343	.315
Repko, Jason	.240	119	416	62	100	154	14	5	10	23	9	3	6	42	0	89	21	8	1	.370	.317
Collins, Mike	.237	83	279	19	66	71	5	0	0	24	4	3	1	16	1	28	1	4	9	.254	.278
Hill, Koyie	.228	25	101	9	23	30	7	0	0	7	0	0	0	6	2	19	2	1	3	.297	.271
Van Buizen, Rodney	.217	20	46	3	10	10	0	0	0	2	2	0	1	5	0	11	1	0	3	.217	.308
Socarras, Tony	.203	66	182	22	37	64	8	2	5	31	5	4	6	18	1	50	1	0	4	.352	.290
Matthews, Lamont	.200	12	30	2	6	10	2	1	0	3	1	0	1	4	0	12	0	0	0	.333	.314
Bellorin, Edwin	.193	17	57	2	11	15	2	1	0	3	1	0	0	2	0	13	0	0	0	.263	.220
Detienne, Dave	.191	32	94	14	18	24	6	0	0	3	6	1	1	8	0	29	3	1	1	.255	.260
Waszgis, B.J.	.181	40	116	7	21	27	3	0	1	9	1	0	0	27	0	35	1	1	4	.233	.336
Feliciano, Jesus	.148	37	81	7	12	15	0	0	1	4	0	1	1	11	1	16	2	3	3	.185	.255
Ward, Daryle	.125	4	16	0	2	2	0	0	0	1	0	0	0	0	0	3	0	0	0	.125	.125
Duplissea, Bill	.071	7	14	0	1	1	0	0	0	2	1	0	0	5	0	5	0	1	0	.071	.316
TOTALS	.246	139	4527	554	1113	1680	213	36	94	497	74	39	56	438	19	1081	124	73	88	.371	.318

Team Pitching

PITCHER	W	L	ERA	G	GS	CG	SHO	SV	IP	H	R	ER	HR	HB	BB	IBB	SO	WP	BK	OBA
Diaz, Jose	1	0	0.00	5	0	0	0	0	7.2	5	1	0	0	0	3	0	7	1	0	.185
Brown, Andrew	0	0	0.00	1	1	0	0	0	1.0	0	0	0	0	0	0	0	1	0	0	.000
Brock, Tarrik	0	0	0.00	1	0	0	0	0	0.1	0	0	0	0	0	0	0	1	0	0	.000
Proctor, Scott	1	2	1.00	17	0	0	0	0	27.0	20	6	3	0	0	7	3	24	1	1	.208
Miller, Greg	1	1	1.01	4	4	0	0	0	26.2	15	5	3	1	0	7	0	40	2	0	.156
Langone, Steve	3	0	1.98	22	0	0	0	1	50.0	38	15	11	0	6	12	2	51	2	0	.208
Hanrahan, Joel	10	4	2.43	23	23	1	0	0	133.1	117	44	36	5	7	53	2	130	4	0	.239
Nina, Elvin	1	0	2.77	8	1	0	0	0	13.0	7	4	4	1	1	10	0	10	1	0	.167
Bauer, Greg	6	6	2.93	46	3	0	0	2	86.0	92	34	28	2	3	41	8	61	2	0	.280
Frasor, Jason	1	0	2.95	35	0	0	0	17	36.2	33	14	12	2	1	14	0	50	1	0	.241
Montero, Agustin	2	1	3.04	16	0	0	0	0	26.2	24	10	9	1	0	13	1	22	2	0	.247
Pilkington, Brian	3	0	3.34	5	5	0	0	0	32.1	31	13	12	3	0	2	0	24	0	1	.250
Totten, Heath	11	12	3.42	28	28	2	1	0	181.1	196	83	69	15	5	17	3	114	1	0	.273
Farmer, Tommy	5	8	3.45	20	19	0	0	0	117.1	116	51	45	9	5	26	0	69	6	0	.260
Jackson, Edwin	7	7	3.70	27	27	0	0	0	148.1	121	68	61	9	8	53	0	157	9	1	.220
Rodriguez, Orlando	1	2	3.75	11	0	0	0	0	12.0	10	5	5	1	0	7	1	14	0	0	.233
Ruhl, Nathan	0	1	4.00	5	0	0	0	0	9.0	9	4	4	0	0	6	2	7	1	1	.281
McCrotty, Will	3	5	4.06	32	11	0	0	1	93.0	88	52	42	6	4	41	2	67	4	2	.249
Pineda, Luis	1	1	4.09	9	0	0	0	0	11.0	13	5	5	0	1	6	2	11	0	0	.317
Urdaneta, Lino	0	8	4.29	44	0	0	0	6	65.0	68	37	31	4	3	24	5	42	0	0	.280
Stults, Eric	3	4	4.97	9	7	0	0	1	38.0	46	23	21	5	0	13	0	14	0	0	.305
Minor, Ryan	1	2	5.19	15	0	0	0	0	17.1	21	12	10	4	0	4	3	9	3	0	.313
Gonzalez, Alfredo	4	4	5.47	10	10	0	0	0	49.1	65	33	30	6	1	17	0	37	2	0	.316
Steffek, Brian	1	5	7.92	24	0	0	0	1	30.2	41	28	27	3	3	23	2	31	1	0	.325
Reina, Dimas	0	0	9.64	4	0	0	0	0	4.2	9	10	5	1	0	6	0	4	1	0	.391
TOTALS	66	73	3.50	139	139	3	1	29	1217.2	1185	557	473	78	48	405	36	997	44	6	.256

Standings and Playoffs

EAST DIVISION	AFF.	W	L	PCT	GB	ATT	MANAGER(S)
Carolina Mudcats***	Fla	80	58	.580	—	204,867	Tracy Woodson
Tennessee Smokies	StL	72	67	.518	8½	256,597	Mark DeJohn
Greenville Braves	Atl	68	70	.493	12	183,564	Brian Snitker
JACKSONVILLE SUNS	LA	66	73	.475	14½	359,979	Dino Ebel
Orlando Rays	TB	65	72	.474	14½	150,051	Charlie Montoyo

WEST DIVISION	AFF.	W	L	PCT	GB	ATT	MANAGER(S)
Huntsville Stars*	Mil	75	63	.543	—	198,416	Frank Kremblas
Birmingham Barons**	Chi-A	73	64	.533	1½	276,717	Wally Backman
Chattanooga Lookouts	Cin	66	74	.471	10	237,235	Phillip Wellman
West Tenn Diamond Jaxx	Chi-N	65	73	.471	10	197,226	Bobby Dickerson
Mobile BayBears	SD	61	77	.442	14	219,007	Craig Colbert

* Won first half **Won second half ***Won both halves

PLAYOFFS: Carolina def. Tennessee, 3-1; Huntsville def. Birmingham, 3-2. Carolina def. Huntsville, 3-2.

2004 Jacksonville Suns

Team Batting

PLAYER	AVG	G	AB	R	H	TB	2B	3B	HR	RBI	SH	SF	HP	BB	IBB	SO	SB	CS	DP	SLG	OBP
Victorino, Shane	.327	75	294	70	96	171	13	7	16	43	5	5	5	20	0	65	9	7	0	.582	.373
Riggs, Eric	.323	18	62	10	20	24	1	0	1	5	0	4	0	11	1	14	0	1	1	.387	.403
Repko, Jason	.291	46	189	26	55	88	11	2	6	19	1	2	2	13	1	43	10	5	1	.466	.340
Bellorin, Edwin	.281	86	285	27	80	100	15	1	1	30	1	2	4	18	1	51	1	0	5	.351	.330
Guzman, Joel	.280	46	182	25	51	95	11	3	9	35	4	0	1	13	0	44	1	2	4	.522	.332
King, Brennan	.277	131	480	61	133	203	29	1	13	47	3	4	11	30	2	109	1	6	11	.423	.331
Aybar, Willy	.276	126	482	56	133	205	27	0	15	77	2	0	3	50	5	77	8	10	11	.425	.348
Dowdy, Brett	.273	36	66	9	18	21	1	1	0	5	1	0	0	8	0	20	0	0	1	.318	.351
Michaelis, Derek	.264	110	330	47	87	145	26	1	10	41	2	0	4	38	0	104	5	5	2	.439	.347
Garcia, Sergio	.254	83	169	24	43	58	3	0	4	18	1	3	3	23	0	40	4	2	0	.343	.348
Alvarez, Nick	.249	80	217	30	54	86	11	0	7	29	0	1	4	17	0	32	5	3	6	.396	.314
Castro, Nelson	.243	118	399	48	97	151	15	3	11	45	0	6	5	29	5	99	17	7	6	.378	.298
Loney, James	.238	104	395	39	94	129	19	2	4	35	2	0	3	42	7	75	6	5	7	.327	.316
Holt, Daylan	.213	75	178	22	38	78	8	1	10	22	1	0	2	15	1	49	2	0	0	.438	.282
McGee, Tom	.212	11	33	2	7	10	0	0	1	3	0	1	0	3	0	8	0	1	0	.303	.270
Ruan, Wilkin	.208	55	178	19	37	45	5	0	1	8	0	4	0	10	1	26	9	3	4	.253	.245
Socarras, Tony	.205	49	151	10	31	46	9	0	2	10	0	2	3	12	2	53	1	1	2	.305	.274
Hoorelbeke, Jesse	.193	29	83	10	16	35	7	0	4	15	0	0	2	14	0	31	0	1	2	.422	.323
Schifano, Tony	.176	6	17	2	3	4	1	0	0	1	0	0	2	2	0	5	2	0	0	.235	.333
Abercrombie, Reggie	.173	41	168	17	29	55	6	4	4	20	3	1	1	4	0	66	3	3	2	.327	.195
Langill, Eric	.133	6	15	1	2	3	1	0	0	0	0	0	0	0	0	4	0	0	0	.200	.133
TOTALS	.250	137	4582	567	1145	1776	222	26	119	517	26	62	56	388	26	1088	84	62	66	.388	.312

Team Pitching

PITCHER	W	L	ERA	G	GS	CG	SHO	SV	IP	H	R	ER	HR	HB	BB	IBB	SO	WP	BK	OBA
Carvajal, Marcos	0	0	0.00	1	0	0	0	0	3.0	2	0	0	0	0	2	0	2	1	0	.182
Schmoll, Steve	0	2	1.83	11	0	0	0	2	19.7	14	7	4	0	3	7	1	18	2	0	.206
Montero, Agustin	2	0	2.40	21	0	0	0	4	30.0	20	10	8	1	2	16	0	36	4	1	.190
Nina, Elvin	5	2	2.50	33	0	0	0	2	57.7	46	21	16	0	3	26	3	64	2	0	.230
Brazoban, Yhency	4	4	2.65	37	0	0	0	13	51.0	38	18	15	4	1	22	1	61	1	0	.210
Eckert, Harold	2	0	2.65	3	3	0	0	0	17.0	14	6	5	4	0	5	0	22	0	0	.226
Billingsley, Chad	4	0	2.98	8	8	0	0	0	42.3	32	16	14	1	1	22	0	47	2	0	.213
Ketchner, Ryan	8	7	3.02	21	21	1	0	0	119.3	118	43	40	10	3	36	1	98	1	0	.264
Osoria, Franquelis	8	5	3.56	51	0	0	0	5	81.0	71	36	32	2	5	18	5	73	3	0	.237
Thompson, Derek	5	7	3.72	22	22	0	0	0	118.7	132	53	49	3	5	51	2	100	5	0	.288
Brown, Andrew	1	3	4.02	8	8	0	0	0	40.3	36	23	18	5	2	14	0	58	3	0	.232
Ruhl, Nathan	1	0	4.11	9	0	0	0	0	15.3	13	7	7	0	1	5	0	14	2	0	.232
Nall, TJ	8	9	4.14	32	20	1	0	1	143.3	146	74	66	19	5	36	4	123	2	0	.264
Hull, Eric	4	3	4.18	21	8	0	0	0	60.3	70	29	28	5	1	26	3	39	3	0	.289
Leek, Randy	2	3	4.32	9	9	0	0	0	50.0	52	26	24	8	2	5	1	22	0	1	.277
Bott, Glenn	4	11	4.37	28	27	1	0	0	146.3	143	81	71	14	1	75	1	120	3	1	.255
Hamilton, Jamaal	0	0	4.50	1	0	0	0	0	2.0	3	1	1	0	0	1	0	1	0	0	.333
Rojas, Jose	1	0	4.65	28	0	0	0	0	50.3	44	28	26	5	3	37	2	46	11	0	.234
Gonzalez, Luis E.	1	3	4.73	45	1	0	0	0	64.7	73	41	34	9	2	47	3	66	4	2	.293
Steffek, Brian	4	7	4.87	36	1	0	0	3	57.3	69	38	31	10	3	27	5	49	2	0	.308
Abreu, Winston	1	1	5.59	3	2	0	0	0	9.7	10	7	6	4	1	7	0	12	0	0	.278
Reina, Dimas	1	4	7.39	9	7	0	0	0	35.3	55	36	29	4	1	14	1	31	2	0	.355
TOTALS	66	71	3.88	137	137	3	0	30	1214.7	1201	601	524	108	45	499	33	1102	53	5	.261

Standings and Playoffs

EAST DIVISION	AFF.	W	L	PCT	GB	ATT	MANAGER(S)
**Chattanooga Lookouts	Cin	87	53	.621	---	244,960	Jayhawk Owens
Carolina Mudcats	Fla	73	66	.525	13½	245,810	Ron Hassey
*Tennessee Smokies	StL	69	71	.493	18	251,282	Mark DeJohn
JACKSONVILLE SUNS	L.A	66	71	.482	19½	420,495	Dino Ebel
Greenville Braves	Atl	63	76	.453	23½	143,443	Brian Snitker

WEST DIVISION	AFF.	W	L	PCT	GB	ATT	MANAGER(S)
**Birmingham Barons	Chi-A	73	66	.525	---	280,873	Razor Shines
*Mobile BayBears	SD	73	67	.521	½	193,885	Gary Jones
West Tenn Diamond Jaxx	Chi-N	70	68	.507	2½	159,308	Bobby Dickerson
Huntsville Stars	Mil	65	75	.464	8½	180,506	Frank Kremblas
Montgomery Biscuits	TB	57	83	.407	16½	322,946	Charlie Montoyo

* Won first half **Won second half ***Won both halves

PLAYOFFS: Tennessee def. Chattanooga, 3-1. Mobile def. Birmingham, 3-1. Championship postponed, Hurricane Ivan.

2005 Jacksonville Suns

Team Batting

PLAYER	AVG	G	AB	R	H	2B	3B	HR	RBI	BB	SO	SB	CS	SLG	OBP	TB	DP	IBB	HBP	SAC	SF
Abreu, Tony	.250	24	96	10	24	3	2	0	9	4	21	0	2	.323	.284	31	2	0	1	0	1
Alvarez, Nick	.295	98	237	27	70	11	0	2	35	26	32	2	0	.367	.364	87	10	0	2	0	4
Billingsley, Chad	.176	18	34	2	6	1	0	0	1	2	12	0	0	.206	.222	7	0	0	0	2	0
Broxton, Jonathan	.188	20	16	1	3	0	0	0	0	1	6	0	0	.188	.235	3	0	0	0	5	0
Donovan, Todd	.275	119	459	89	126	16	10	8	36	43	89	62	13	.405	.355	186	7	0	14	6	0
Garcia, Sergio	.248	80	234	30	58	8	0	4	38	26	44	1	1	.333	.340	78	2	3	7	5	1
Gonzalez, Adolfo	.268	14	41	3	11	3	0	1	3	2	11	0	0	.415	.295	17	0	2	0	1	1
Guzman, Joel	.287	122	442	63	127	31	2	16	75	42	128	7	3	.475	.351	210	10	3	5	0	7
Langill, Eric	.266	35	94	5	25	0	0	0	5	7	23	0	1	.266	.317	25	1	0	0	3	0
LaRoche, Andy	.273	64	227	41	62	12	0	9	43	32	54	2	2	.445	.367	101	9	2	3	0	2
Loney, James	.284	138	504	74	143	31	2	11	65	59	87	1	4	.419	.357	211	13	8	2	1	6
Martin, Russell	.311	129	409	83	127	17	1	9	61	78	69	15	7	.423	.430	173	14	0	10	5	3
Meadows, Tydus	.274	108	325	59	89	27	0	15	65	79	96	3	1	.495	.418	161	8	1	3	0	2
Michaelis, Derek	.237	45	114	13	27	7	0	1	11	14	42	1	2	.325	.320	37	1	0	0	0	0
Nicholson, David	.118	17	34	4	4	1	0	0	1	2	13	0	0	.147	.167	5	0	0	0	0	0
Rohan, Jimmy	.296	22	54	8	16	2	0	0	4	2	8	1	0	.333	.321	18	1	0	0	1	0
Ruggiano, Justin	.342	53	161	23	55	10	1	6	29	17	56	8	3	.528	.422	85	1	0	6	0	1
Sprout, Brian	.254	57	205	30	52	11	1	5	23	17	32	2	0	.390	.319	80	10	1	3	0	1
Weber, Jon	.300	117	450	81	135	27	5	11	68	45	78	10	6	.456	.369	205	5	6	5	2	1
Young, Delwyn	.296	95	371	52	110	25	1	16	62	27	86	1	3	.499	.346	185	9	4	3	1	4
Team Total	.275	140	4691	704	1292	248	25	114	649	534	1063	116	48	.412	.355	1932	103	30	65	51	36

Team Pitching

PITCHERS	W-L	ERA	G	GS	CG	SHO	SV	IP	H	R	ER	HR	HB	BB	SO	WP	AVG	GF	AB
Alvarez, Carlos	4-0	3.99	25	0	0	0	0	38.1	38	18	17	4	0	16	31	3	.264	10	144
Bartlett, Richard	3-3	4.88	35	1	0	0	3	59.0	63	39	32	3	3	43	30	4	.276	12	228
Billingsley, Chad	13-6	3.51	28	26	2	1	0	146.0	116	60	57	12	4	50	162	10	.215	0	540
Bott, Glenn	2-4	5.12	25	1	0	0	1	38.2	34	24	22	6	1	25	42	4	.231	11	14
Broxton, Jonathan	5-3	3.17	33	13	0	0	5	96.2	79	36	34	4	1	31	107	7	.223	15	355
Dannemiller, Beau	1-3	4.81	27	0	0	0	4	43.0	32	24	23	4	3	28	37	1	.208	15	154
Gonzalez, Alfredo	2-1	3.86	5	0	0	0	0	7.0	4	4	3	0	0	4	8	1	.167	1	24
Gonzalez, Luis	7-2	2.21	41	0	0	0	7	61.0	35	17	15	1	3	34	46	4	.165	26	212
Hanrahan, Joel	9-8	4.92	23	21	0	0	0	111.2	118	71	61	17	1	55	102	9	.273	0	432
Hull, Eric	7-7	3.38	27	18	1	1	3	117.0	105	50	44	9	2	44	117	7	.237	4	443
Jackson, Edwin	6-4	3.48	11	11	0	0	0	62.0	52	31	24	7	2	18	44	4	.224	0	232
Juarez, William	6-5	4.59	38	14	0	0	0	104.0	116	60	53	11	5	48	75	2	.289	7	401
Kuo, Hong-Chih	1-1	1.91	17	0	0	0	3	28.1	22	7	6	1	0	11	44	3	.210	9	105
Miller, Greg	0-0	2.77	12	0	0	0	2	13.0	14	6	4	1	2	15	17	1	.275	2	51
Ojeda, Alvis	1-0	2.38	7	1	0	0	0	11.1	10	3	3	0	0	2	9	0	.244	2	41
Olson, Jason	1-3	5.86	36	0	0	0	5	66.0	67	44	43	8	6	39	62	4	.260	13	258
Orenduff, Justin	5-2	4.07	14	13	0	0	0	66.1	59	33	30	6	1	24	65	8	.241	0	245
Perez, Beltran	2-3	2.90	17	1	0	0	3	31.0	22	11	10	1	1	16	32	2	.200	6	110
Rodriguez, Orlando	0-0	5.54	8	0	0	0	0	13.0	14	11	8	1	0	11	13	0	.280	3	50
Stults, Eric	4-3	3.31	12	12	0	0	0	68.0	73	33	25	6	0	14	58	2	.266	0	274
Thompson, Derek	0-2	3.89	8	8	0	0	0	41.2	45	20	18	3	3	19	43	3	.283	0	159
Weber, Jon	0-1	13.50	1	0	0	0	0	0.2	0	1	1	0	0	3	0	1	.000	1	1
Team Total	79-61	3.91	140	140	3	13	36	1223.2	1118	603	532	105	38	550	1144	80	.243	137	4606

Standings and Playoffs

NORTH DIVISION	AFF.	W	L	PCT	GB	ATT	MANAGER(S)
***West Tenn D-Jaxx	Chi-N	83	56	.597	---	105,893	Bobby Dickerson
Carolina Mudcats	FLA	77	57	.575	3.5	252,178	Gary Allenson
Tennessee Smokies	ARI	64	76	.457	19.5	241,163	Tony Perezchica
Huntsville Stars	MIL	60	79	.432	23.0	213,552	Don Money
Chattanooga Lookouts	CIN	53	83	.390	28.5	240,075	Jayhawk Owens

SOUTH DIVISION	AFF.	W	L	PCT	GB	ATT	MANAGER(S)
**Birmingham Barons	Chi-A	82	57	.590	---	270,431	Razor Shines
*Jacksonville Suns	LAD	79	61	.564	3.5	359,957	John Shoemaker
Montgomery Biscuits	TB	67	70	.489	14.0	303,054	Charlie Montoyo
Mississippi Braves	ATL	64	68	.485	14.5	242,423	Brian Snitker
Mobile Baybears	SD	58	80	.420	23.5	187,505	Gary Jones

* Won first half **Won second half ***Won both halves

PLAYOFFS: Jacksonville def. Birmingham 3-0. West Tenn def. Carolina 3-0. Jax. def. West Tenn 3-1.

SOUTHERN LEAGUE CHAMPIONS

2006 Jacksonville Suns

Team Batting

BATTERS	AVG	G	AB	R	H	2B	3B	HR	RBI	BB	IBB	SO	SB	CS	OBP	SLG	OPS
Abreu, Tony	.287	118	457	66	131	24	3	6	55	33	2	69	8	4	.343	.392	.734
Alvarez, Nick	.178	16	45	6	8	1	0	0	4	0	0	8	0	1	.196	.200	.396
Brazell, Craig	.247	117	421	56	104	26	1	21	91	19	1	94	1	0	.283	.463	.747
Bruce, Cole	.167	27	72	4	12	3	0	1	4	7	0	31	0	1	.241	.250	.491
Cresse, Brad	.259	47	162	19	42	8	0	7	28	23	3	47	0	0	.351	.438	.789
DeWitt, Blake	.183	26	104	6	19	1	0	1	6	8	0	21	0	1	.241	.221	.462
Ellis, A.J.	.250	81	252	34	63	9	1	0	21	53	2	53	2	0	.383	.294	.676
Garcia, Sergio	.217	45	138	18	30	10	0	0	15	15	0	20	0	2	.288	.290	.578
Greenberg, Adam	.228	75	219	36	50	9	3	1	17	51	1	70	9	3	.387	.311	.698
Greenberg, Adam	.215	107	303	45	65	11	3	1	18	60	3	97	12	5	.357	.281	.637
Gutierrez, Gabriel	.268	13	41	3	11	0	0	0	6	4	0	9	0	0	.326	.268	.594
Hu, Chin-lung	.254	125	488	71	124	20	2	5	34	49	1	63	11	5	.326	.334	.660
Kemp, Matt	.327	48	199	38	65	15	2	7	34	20	4	38	11	2	.402	.528	.929
Langill, Eric	.200	4	15	2	3	3	0	0	2	0	0	6	0	0	.200	.400	.600
LaRoche, Andy	.309	62	230	42	71	13	0	9	46	41	1	32	6	3	.419	.483	.901
Ledee, Ricky	.100	3	10	0	1	0	0	0	1	2	0	5	0	0	.250	.100	.350
Meadows, Tydus	.299	72	231	41	69	10	1	11	42	64	1	56	1	2	.453	.494	.947
Raglani, Anthony	.244	105	336	49	82	25	0	9	40	44	3	88	6	2	.339	.399	.737
Rohan, Jimmy	.247	66	182	14	45	9	0	0	20	21	1	21	0	3	.324	.297	.620
Ruan, Wilkin	.260	101	300	39	78	15	1	1	18	13	0	29	11	4	.294	.327	.621
Ruggiano, Justin	.260	89	292	51	76	18	3	9	45	46	3	74	10	5	.367	.435	.802
Sprout, Brian	.211	8	19	3	4	1	0	0	1	5	0	4	2	0	.423	.263	.686
Zapp, A.J.	.223	91	269	29	60	16	0	8	33	41	2	99	0	1	.332	.372	.704
Team Total	.252	140	4703	646	1187	241	18	98	584	565	25	1008	78	39	.338	.374	.711

Team Pitching

PITCHERS	W	L	ERA	G	GS	CG	SHO	SV	SVO	IP	H	R	ER	HR	HB	BB	IBB	SO	BK	WP	AVG
Akin, Brian	2	1	2.95	20	0	0	0	6	8	36.2	25	12	12	2	1	22	0	46	0	4	.198
Alexander, Mark	3	2	0.96	40	0	0	0	26	27	47.0	26	8	5	2	2	13	1	72	0	2	.158
Alvarez, Carlos	4	1	2.93	33	0	0	0	1	1	55.1	49	22	18	7	0	14	1	55	1	0	.236
Diaz, Jose	0	1	3.46	8	0	0	0	0	0	13.0	13	5	5	0	0	5	1	4	0	1	.283
Elbert, Scott	6	4	3.61	11	11	0	0	0	0	62.1	40	26	25	11	1	44	0	76	0	1	.187
Ellis, A.J.	1	1	4.15	2	0	0	0	0	0	4.1	7	2	2	0	1	3	2	2	0	1	.412
Hanrahan, Joel	7	2	2.58	12	12	0	0	0	0	66.1	49	19	19	4	3	38	1	67	0	7	.216
Hoorelbeke, Casey	2	2	2.63	52	0	0	0	7	11	72.0	42	24	21	4	5	30	2	60	0	6	.174
Johnson, Steve	0	0	0.00	2	0	0	0	0	0	4.2	2	0	0	0	1	2	0	3	0	0	.133
Kozlowski, Ben	1	2	2.85	23	7	0	0	1	1	60.0	55	25	19	6	3	24	1	59	0	3	.247
Kozlowski, Ben	3	3	2.39	33	7	0	0	1	1	83.0	75	30	22	7	4	35	2	72	0	6	.245
LaMura, B.J.	1	1	1.96	14	0	0	0	1	2	23.0	15	6	5	3	1	16	2	25	0	3	.192
LaMura, B.J.	6	1	1.77	48	0	0	0	4	7	76.1	47	18	15	5	2	47	5	92	1	8	.184
Lundberg, Spike	15	2	2.27	24	24	1	0	0	0	150.2	124	42	38	3	3	42	0	110	0	2	.225
Meloan, John	1	0	1.69	5	0	0	0	0	0	10.2	3	2	2	1	0	5	0	23	0	0	.086
Miller, Greg	1	0	0.79	11	0	0	0	1	2	22.2	12	8	2	0	2	13	0	24	0	2	.154
Muegge, Danny	9	9	3.88	25	25	1	0	0	0	141.2	144	73	61	19	6	37	1	84	0	2	.264
Nall, T.J.	10	7	2.82	29	19	2	1	2	2	140.2	116	51	44	10	4	30	2	155	0	8	.224
Ojeda, Alvis	7	3	2.95	30	7	0	0	1	2	85.1	82	31	28	5	2	36	3	63	0	5	.259
Orenduff, Justin	4	2	3.40	10	10	0	0	0	0	50.1	40	24	19	4	2	19	0	54	0	5	.217
Simmons, Justin	1	3	3.94	17	0	0	0	1	1	32.0	21	16	14	4	0	18	2	20	0	1	.186
Thomas, Adam	2	5	6.23	11	4	0	0	1	3	30.1	36	25	21	0	1	20	0	24	0	10	.310
Totten, Heath	8	5	3.29	21	21	1	1	0	0	126.0	123	52	46	8	3	27	2	81	1	4	.258
Wright, Wesley	1	1	4.64	15	0	0	0	1	1	21.1	14	13	11	2	2	11	0	28	1	3	.189
Team Total	86	54	2.98	140	140	5	16	49	61	1256	1038	486	416	95	43	469	21	1135	3	70	.227

Standings and Playoffs

NORTH DIVISION	AFF.	W	L	PCT	GB	ATT	MANAGER(S)
*Chattanooga Lookouts	Cin	81	59	.579	---	231,421	Jayhawk Owens
West Tenn D-Jaxx	ChC	75	65	.536	6.0	95,486	Pat Listach
Tennessee Smokies	ARI	70	69	.504	10.5	255,906	Bill Plummer
**Huntsville Stars	MIL	67	71	.486	13.0	158,775	Don Money
Carolina Mudcats	FLA	61	79	.436	20.0	246,569	Luis Dorante

SOUTH DIVISION	AFF.	W	L	PCT	GB	ATT	MANAGER(S)
*JACKSONVILLE SUNS	LAD	86	54	.614	---	404,992	John Shoemaker
**Montgomery Biscuits	TB	77	62	.554	8.5	313,795	Charlie Montoyo
Mobile BayBears	SD	62	76	.449	23.0	207,597	Gary Jones
Birmingham Barons	ChW	59	81	.421	27.0	282,304	Chris Cron
Mississippi Braves	ATL	58	80	.420	27.0	248,955	Jeff Blauser

* Won first half **Won second half ***Won both halves

PLAYOFFS:Huntsville def. Chattanooga 3-0,Montgomery def. Jacksonville 3-0.Mont. def. Hunts.3-1.

Team Batting

BATTERS	AVG	G	AB	R	H	2B	3B	HR	RBI	BB	IBB	SO	SB	CS	OBP	SLG	OPS
Allen, Luke	.236	33	106	14	25	4	0	1	9	13	2	17	2	3	.325	.302	.627
Apodaca, Juan	.000	3	8	0	0	0	0	0	0	0	0	2	0	0	.000	.000	.000
Concepcion, Alberto	.239	82	289	46	69	14	2	12	60	22	0	68	0	2	.314	.426	.739
DeWitt, Blake	.281	45	178	20	50	13	1	6	20	7	0	26	0	1	.306	.466	.773
Dunlap, Cory	.226	121	399	46	90	18	0	7	60	68	4	76	0	0	.337	.323	.660
Ellis, A.J.	.269	109	357	59	96	22	2	8	57	60	1	61	1	4	.382	.409	.791
Giles, Tommy	.181	25	72	4	13	4	0	2	7	5	0	22	2	3	.231	.319	.550
Gonzalez, Juan	.287	106	349	60	100	20	2	9	52	38	2	63	8	3	.364	.433	.796
Howard, Kevin	.292	64	243	35	71	11	1	7	28	23	1	26	8	2	.358	.432	.790
Hu, Chin-lung	.329	82	325	56	107	30	5	6	34	26	1	33	12	4	.380	.508	.887
Lindsey, John	.286	56	154	28	44	6	0	11	33	14	4	38	0	0	.368	.539	.907
Martinez, Octavio	.364	4	11	4	4	0	0	2	6	3	0	3	0	0	.467	.909	1.376
Maza, Luis	.237	26	97	14	23	2	1	3	8	14	0	17	1	2	.336	.371	.707
McDougall, Marshall	.263	70	262	39	69	16	1	11	47	16	0	48	3	2	.303	.458	.761
Nicholson, David	.208	80	183	28	38	6	2	2	21	22	0	45	2	3	.303	.295	.598
Paul, Xavier	.291	118	422	64	123	21	2	11	50	48	1	112	17	9	.366	.429	.795
Raglani, Anthony	.248	136	456	76	113	24	5	21	68	85	3	139	9	7	.369	.461	.830
Rohan, Jimmy	.238	67	164	16	39	7	1	0	22	16	0	28	0	0	.306	.293	.599
Ruan, Wilkin	.289	45	135	22	39	7	1	0	14	3	1	20	7	2	.304	.356	.660
Tomlin, James	.256	75	289	41	74	20	0	0	27	18	0	52	14	2	.297	.325	.622
Team Total	.257	140	4681	679	1201	247	26	119	626	508	20	972	86	49	.334	.397	.730

Team Pitching

PITCHERS	W	L	ERA	G	GS	CG	SHO	SV	SVO	IP	H	R	ER	HR	HB	BB	IBB	SO	BK	WP	AVG
Akin, Brian	1	2	4.37	37	0	0	0	2	5	68.0	64	37	33	3	2	42	0	91	0	10	.245
Alexander, Mark	5	1	4.41	36	0	0	0	5	6	67.1	54	34	33	11	2	35	5	81	0	2	.216
Alvarez, Carlos	3	0	3.86	7	0	0	0	0	0	14.0	15	7	6	0	0	11	1	10	0	0	.319
Cyr, Eric	6	3	3.18	16	16	0	0	0	0	90.2	97	39	32	7	1	17	0	57	1	3	.277
Elbert, Scott	0	1	3.86	3	3	0	0	0	0	14.0	6	6	6	0	0	10	0	24	0	0	.128
Ellis, A.J.	0	0	4.91	3	0	0	0	0	0	3.2	5	2	2	1	0	0	0	1	0	0	.313
Gonzalez, Luis	2	2	4.02	25	0	0	0	3	4	31.1	21	15	14	1	1	32	0	35	1	4	.193
Hammes, Zach	5	8	5.23	26	15	0	0	0	0	94.2	110	60	55	11	3	30	1	76	0	8	.299
Juarez, William	4	2	4.79	8	8	1	0	0	0	47.0	54	29	25	6	2	20	0	36	0	1	.289
Kershaw, Clayton	1	2	3.65	5	5	0	0	0	0	24.2	17	13	10	4	0	17	0	29	1	1	.193
LaMura, B.J.	1	3	2.93	24	0	0	0	0	1	43.0	32	15	14	3	3	33	1	47	0	4	.208
McDonald, Jam.	7	2	1.71	10	10	0	0	0	0	52.2	42	14	10	5	2	16	0	64	1	1	.218
Megrew, Michael	6	6	5.30	21	19	0	0	0	0	93.1	97	63	55	7	3	46	0	90	0	5	.269
Meloan, John	5	2	2.18	35	0	0	0	19	22	45.1	24	13	11	3	2	18	0	70	0	3	.155
Miller, Greg	1	2	4.69	20	7	0	0	1	1	48.0	46	31	25	2	2	43	0	65	0	5	.247
Norrito, Joe	8	5	4.13	24	16	0	0	0	0	117.2	133	69	54	16	5	26	4	57	0	5	.285
Ojeda, Alvis	4	7	5.65	26	17	0	0	0	0	106.2	136	72	67	12	4	57	4	68	3	5	.312
Orenduff, Justin	8	5	4.21	27	23	0	0	0	0	109.0	112	58	51	16	4	45	1	113	0	12	.265
Quintana, Ed	0	0	7.71	1	0	0	0	0	0	2.1	2	2	2	0	0	3	0	1	0	2	.286
Riley, Matt	0	1	1.47	9	0	0	0	2	2	18.1	12	6	3	0	1	11	0	29	0	3	.188
Rohan, Jimmy	0	0	19.29	2	0	0	0	0	0	2.1	4	7	5	1	2	3	0	4	0	1	.333
Troncoso, Ramon	7	3	3.12	35	0	0	0	7	8	52.0	52	19	18	3	1	18	1	39	0	1	.263
Wade, Cory	0	1	1.36	14	0	0	0	0	1	33.0	22	5	5	2	0	11	2	33	0	0	.182
Wright, Wesley	6	2	2.49	30	1	0	0	2	2	61.1	45	19	17	4	0	31	0	68	1	6	.204
Team Total	80	60	4.01	140	140	1	10	41	52	1240	1202	635	552	118	40	575	20	1188	8	82	.255

Standings and Playoffs

NORTH DIVISION	AFF.	W	L	PCT	GB	ATT	MANAGER(S)
***Huntsville Stars	MIL	75	62	.547	---	164,079	Don Money
Tennessee Smokies	ChC	73	65	.529	2.5	258,121	Pat Listach
Chattanooga Lookouts	CIN	67	73	.479	9.5	242,104	Jayhawk Owens
West Tenn D-Jaxx	SEA	60	79	.432	16.0	113,351	Eddie Rodriguez
Carolina Mudcats	CIN	60	80	.429	16.5	273,198	Brandon Hyde

SOUTH DIVISION	AFF.	W	L	PCT	GB	ATT	MANAGER(S)
**Montgomery Biscuits	TB	81	59	.579	---	311,872	Billy Gardner, Jr.
JACKSONVILLE SUNS	LAD	80	60	.571	1.0	396,012	John Shoemaker
Mobile BayBears	ARI	71	68	.511	9.5	232,235	Brett Butler
*Mississippi Braves	ATL	67	72	.482	13.5	246,674	Phillip Wellman
Birmingham Barons	CHW	62	78	.443	19.0	280,171	Rafael Santana

* Won first half **Won second half ***Won both halves

PLAYOFFS:Montgomery def.Mississippi 3-1.Huntsville def.Tennessee 3-2.Montgomery def.Huntsville 3-2.

2008 Jacksonville Suns

Team Batting

BATTERS	AVG	G	AB	R	H	2B	3B	HR	RBI	BB	IBB	SO	SB	CS	OBP	SLG	OPS
Bellhorn, Mark	.242	59	207	34	50	14	1	7	29	36	0	46	1	0	.357	.420	.777
Berezay, Matt	.128	33	78	6	10	2	0	0	4	10	0	22	0	0	.236	.154	.390
De Jesus, Ivan	.324	128	463	91	150	21	2	7	58	76	3	81	16	2	.419	.423	.843
Godwin, Adam	.264	132	417	58	110	17	3	2	37	51	0	67	31	5	.347	.333	.680
Gonzalez, Adolfo	.298	93	245	24	73	14	1	1	20	11	0	53	4	1	.326	.376	.701
Gonzalez, Juan	.261	116	360	46	94	21	0	14	59	57	4	84	2	1	.375	.436	.811
Gulledge, Kelly	.286	27	70	9	20	7	0	4	15	8	0	25	0	0	.383	.557	.940
Gutierrez, Gabriel	.244	35	86	10	21	1	0	1	7	20	0	14	0	0	.414	.291	.705
Hoffmann, Jamie	.278	133	478	64	133	20	3	10	71	54	3	73	28	9	.350	.395	.745
Jacobs, Greg	.276	47	185	24	51	12	1	4	29	17	0	27	1	1	.340	.416	.756
Justis, Shane	.266	117	338	47	90	17	2	2	37	40	2	48	9	8	.357	.346	.703
Lambo, Andrew	.389	8	36	7	14	2	1	3	12	2	1	9	0	0	.421	.750	1.171
LaRoche, Andy	.318	6	22	5	7	1	0	0	1	3	0	6	1	0	.400	.364	.764
Malek, Bobby	.211	28	57	12	12	2	0	0	6	6	0	17	0	0	.281	.246	.527
May, Lucas	.230	107	392	54	90	27	1	13	54	32	1	112	6	1	.294	.403	.697
Mitchell, Russell	.264	133	485	65	128	22	4	16	75	42	4	95	8	4	.323	.425	.748
Rivera, Rene	.231	38	134	13	31	5	0	5	18	11	0	32	0	0	.293	.381	.673
Rogowski, Ryan	.198	46	111	12	22	3	0	2	11	21	1	27	7	1	.333	.279	.613
Tomlin, James	.313	108	383	59	120	31	2	2	35	36	2	47	14	6	.379	.420	.799
Team Total	.265	140	4720	646	1249	239	22	94	587	541	21	951	128	39	.345	.384	.729

Team Pitching

PITCHERS	W	L	ERA	G	GS	CG	SHO	SV	SVO	IP	H	R	ER	HR	HB	BB	IBB	SO	BK	WP	AVG
Adkins, James	1	3	4.74	8	8	0	0	0	0	38.0	42	24	20	5	3	28	1	25	0	6	.269
Akin, Brian	2	7	5.83	25	0	0	0	1	3	41.2	49	33	27	4	1	38	1	37	0	7	.292
Allison, Clayton	1	0	4.50	5	0	0	0	1	1	6.0	9	4	3	1	1	4	1	4	0	2	.375
Alvarez, Mario	1	5	7.08	10	10	0	0	0	0	40.2	51	35	32	5	7	23	0	20	0	4	.321
Arias, Marlon	7	3	4.90	15	14	0	0	0	0	68.0	81	44	37	8	1	29	1	49	0	8	.292
Asadoorian, Rick	4	4	6.75	17	2	0	0	1	1	42.2	51	34	32	3	2	19	0	22	0	4	.291
Brazoban, Yhency	0	1	2.53	11	0	0	0	2	2	10.2	7	3	3	1	0	2	0	13	0	0	.175
Castillo, Jesus	7	4	3.24	23	23	0	0	0	0	114.0	123	51	41	7	7	33	1	76	0	6	.280
Cyr, Eric	1	0	1.50	2	2	0	0	0	0	12.0	8	2	2	0	0	6	1	11	0	0	.190
DuBose, Eric	1	1	2.95	4	3	1	0	0	0	18.1	16	7	6	1	2	14	0	23	0	5	.222
Elbert, Scott	4	1	2.40	25	1	0	0	0	2	41.1	22	14	11	2	1	20	1	46	0	1	.157
Ferreras, Luis	0	0	0.00	2	0	0	0	0	0	3.0	0	0	0	0	1	1	0	1	0	0	.000
Gonzalez, Adolfo	0	2	12.00	7	0	0	0	0	0	6.0	13	12	8	4	2	1	0	1	0	0	.406
Gonzalez, Juan	0	0	0.00	1	0	0	0	1	1	1.0	0	0	0	0	0	1	0	1	0	0	.000
Gulledge, Kelly	0	0	0.00	1	0	0	0	0	0	1.0	0	0	0	0	0	0	0	2	0	0	.000
Hammes, Zach	2	5	5.31	37	1	0	0	4	6	59.1	61	37	35	3	2	35	2	45	0	9	.265
Kershaw, Clayton	2	3	1.91	13	11	0	0	0	0	61.1	39	19	13	0	0	19	0	59	2	7	.179
LaMura, B.J.	2	2	3.86	7	6	0	0	0	0	35.0	35	18	15	5	2	10	0	33	0	0	.271
Leach, Brent	2	2	2.88	40	0	0	0	12	16	59.1	44	23	19	2	2	34	2	49	0	7	.215
Lindblom, Josh	0	0	3.60	1	1	0	0	0	0	5.0	5	2	2	0	0	1	0	4	0	1	.263
Mattison, Kieran	0	1	9.42	9	0	0	0	1	2	14.1	21	15	15	3	2	9	0	19	0	1	.344
McDonald, James	5	3	3.19	22	22	0	0	0	0	118.2	98	47	42	12	6	46	2	113	2	4	.227
Meque, Jacobo	2	1	3.55	25	0	0	0	5	7	33.0	26	14	13	1	2	13	1	39	1	8	.215
Muegge, Danny	0	5	4.82	23	7	0	0	1	1	65.1	77	40	35	4	1	19	1	35	0	3	.297
Rodriguez, Jesus	5	5	4.97	13	12	0	0	0	1	67.0	71	41	37	14	2	31	1	43	0	0	.282
Schlichting, Travis	6	4	3.77	33	0	0	0	0	6	59.2	58	31	25	4	6	18	3	49	0	1	.260
Sierra, Eduardo	5	2	4.82	36	0	0	0	8	9	46.2	33	28	25	4	1	32	0	44	1	11	.199
Sturtze, Tanyon	1	1	4.70	18	1	0	0	0	2	23.0	31	16	12	2	0	6	0	16	0	3	.310
Tomey, Anthony	2	1	4.91	16	0	0	0	0	1	29.1	25	18	16	6	0	15	0	33	1	2	.227
Wade, Cory	0	0	4.30	6	0	0	0	1	1	14.2	14	7	7	3	2	1	0	13	0	1	.255
White, Cody	4	6	6.12	16	16	0	0	0	0	85.1	103	61	58	10	2	40	1	49	0	7	.299
Wilson, Kyle	1	0	4.26	9	0	0	0	0	0	12.2	14	8	6	2	0	6	0	7	0	0	.280
Team Total	68	72	4.35	140	140	1	6	38	62	1234.0	688	116	554	981	7	108	260	1227	596	58	208

Standings and Playoffs

NORTH DIVISION	AFF.	W	L	PCT	GB	ATT	MANAGER(S)
**Carolina Mudcats	FLA	80	60	.571	---	281,012	Matt Raleigh
Huntsville Stars	MIL	73	67	.521	7.0	160,080	Don Money
*West Tenn D-Jaxx	SEA	70	68	.507	9.0	140,445	Scott Steinmann
Chattanooga Lookouts	CIN	67	72	.482	12.5	236,639	Mike Goff
Tennessee Smokies	CHC	62	77	.446	17.5	250,209	Buddy Bailey

SOUTH DIVISION	AFF.	W	L	PCT	GB	ATT	MANAGER(S)
*Birmingham Barons	CHW	74	63	.540	---	302,979	Carlos Subero
**Mississippi Braves	ATL	73	66	.525	2.0	212,107	Phillip Wellman
Montgomery Biscuits	TB	69	70	.496	6.0	292,181	Billy Gardner, Jr.
Jacksonville Suns	LAD	68	72	.486	7.5	364,365	John Shoemaker
Mobile BayBears	ARI	58	79	.423	16.0	220,821	Hector de la Cruz

* Won first half **Won second half ***Won both halves

PLAYOFFS: Mississippi def. Birmingham 3-0.Carolina def. West Tenn 3-0. Mississippi def. Carolina 3-2.

2009 Jacksonville Suns

Team Batting

BATTERS	AVG	G	AB	R	H	2B	3B	HR	RBI	TB	BB	IBB	SO	SB	CS	OBP	SLG	OPS	SF	SAC	HBP	DP
Cousins, Scott	.263	130	482	60	127	31	11	12	74	216	42	1	107	27	9	.323	.448	.771	5	1	3	6
Craig, Matt	.300	20	80	9	24	4	1	4	11	42	5	0	18	0	0	.341	.525	.866	2	0	1	2
Davis, Brad	.236	88	280	36	66	23	0	10	45	119	28	0	62	0	0	.311	.425	.736	1	2	3	10
De La Cruz, Chris	.273	112	308	46	84	15	3	2	23	111	37	2	50	4	1	.352	.360	.713	2	3	2	6
Dominguez, Matt	.186	31	97	10	18	7	0	2	9	31	14	0	24	0	0	.292	.320	.612	1	1	1	3
Hatcher, Chris	.218	51	156	29	34	9	3	8	27	73	14	2	43	1	0	.294	.468	.762	3	2	4	0
Jenkins, Andy	.266	79	256	29	68	21	0	1	18	92	14	0	44	4	0	.305	.359	.665	3	0	2	17
Klosterman, Ryan	.251	100	334	53	84	20	2	7	35	129	38	1	81	12	3	.332	.386	.718	4	7	4	7
McDougall, Spike	.158	13	19	7	3	1	0	0	3	4	10	1	5	2	1	.438	.211	.648	2	0	1	1
Mitchell, Lee	.227	110	362	43	82	20	1	11	54	137	62	1	129	1	0	.339	.378	.718	8	0	4	6
Morrison, Logan	.277	79	278	48	77	18	2	8	47	123	63	5	46	9	4	.411	.442	.854	1	0	1	3
Perez, Smelin	.192	15	26	3	5	1	0	0	1	6	2	0	5	0	0	.250	.231	.481	0	2	0	0
Petersen, Bryan	.297	121	431	64	128	15	7	7	49	178	50	3	66	13	12	.368	.413	.781	9	0	4	4
Randel, Kevin	.253	123	352	55	89	21	2	12	49	150	62	2	92	4	1	.371	.426	.797	3	3	6	3
Scott, Lorenzo	.265	123	400	65	106	13	4	9	46	154	61	1	124	20	13	.358	.385	.743	6	1	0	5
Stanton, Michael	.231	79	299	49	69	15	2	16	53	136	31	1	99	1	1	.311	.455	.766	5	0	6	4
Torres, Tim	.228	84	224	25	51	8	2	1	27	66	24	1	58	8	1	.302	.295	.596	3	1	1	2
Wilson, Neil	.249	140	4571	643	1138	246	41	110	583	1796	57021		112910646			.334	.393	.727	59	43	47	83

Team Pitching

PITCHERS	W	L	ERA	G	GS	CG	SHO	SV	SVO	IP	H	R	ER	HR	HB	BB	IBB	SO	BK	WP	GO/AO	DP	WHIP	AVG
Allison, Jeff	1	0	3.60	1	1	0	0	0	0	5.0	6	2	2	0	0	1	0	3	0	1	4.50	2	1.40	.333
Battisto, A.J.	1	0	2.70	11	0	0	0	0	0	13.1	9	4	4	0	0	5	0	10	0	1	1.08	2	1.05	.205
Buente, Jay	0	1	2.45	16	0	0	0	1	2	22.0	17	6	6	1	0	11	0	23	0	2	2.82	2	1.27	.215
Doolittle, Todd	0	0	10.80	3	0	0	0	0	0	3.1	5	4	4	1	0	2	0	2	0	0	0.14	0	2.10	.333
Glen, William	2	7	3.69	15	14	0	0	0	0	78.0	79	42	32	7	0	30	4	59	0	1	0.98	4	1.40	.261
Gogal, Jeff	0	0	8.10	4	0	0	0	0	0	3.1	4	3	3	0	1	3	0	2	0	0	1.00	0	2.10	.286
Harker, Brett	1	0	9.00	5	1	0	0	0	0	10.0	13	12	10	0	0	7	0	7	0	0	0.83	0	2.00	.302
Hatcher, Chris	0	0	0.00	1	0	0	0	0	0	0.1	0	0	0	0	0	0	0	0	0	0	1.00	0	0.00	.000
Hill, Ronald	0	0	4.11	11	0	0	0	0	0	15.1	16	7	7	1	0	6	0	10	0	1	1.77	2	1.43	.276
Jennings, Daniel	0	0	0.00	3	0	0	0	0	0	1.2	2	0	0	0	0	1	0	2	0	0	2.00	0	1.80	.286
Leroux, Chris	5	3	2.70	46	0	0	0	2	2	60.0	59	19	18	0	1	17	1	55	0	2	1.25	3	1.27	.258
Lindstrom, Matt	0	1	9.00	2	2	0	0	0	0	2.0	2	2	2	1	0	0	0	3	0	0	0.50	0	1.00	.250
Martinez, Cristhian	9	3	2.94	17	16	0	0	0	0	104	96	39	34	7	4	22	0	62	0	1	1.45	13	1.13	.249
McCall, Derell	0	1	5.06	1	1	0	0	0	0	5.1	7	3	3	1	0	3	0	6	0	1	7.00	0	1.88	.333
Mendez, Adalberto	2	4	3.50	27	0	0	0	0	0	36.0	29	15	14	2	0	16	0	32	0	5	0.61	1	1.25	.220
Mobley, Chris	0	0	4.50	2	0	0	0	0	0	2.0	3	1	1	0	0	1	0	3	0	0	2.00	1	2.00	.375
Olenberger, Kasey	7	1	1.10	52	1	0	0	3	7	65.2	48	9	8	1	0	19	2	64	0	4	0.93	3	1.02	.203
Owens, Henry	0	0	0.00	8	0	0	0	0	0	9.2	4	0	0	0	0	10	1	8	0	0	0.38	0	1.45	.133
Parcell, Garrett	0	0	0.25	23	0	0	0	1	1	26.2	16	5	1	0	2	15	0	42	0	2	2.05	1	0.85	.128
Peterson, Matt	4	4	3.86	56	0	0	0	37	43	58.1	50	26	25	3	4	27	2	53	0	1	0.69	1	1.32	.228
Sanchez, Anibal	1	0	2.61	2	2	0	0	0	0	10.1	5	3	3	1	0	3	0	8	0	0	1.09	0	0.77	.139
Santos, Jarrett	5	3	3.11	17	9	0	0	0	0	55.0	55	29	19	2	0	11	1	31	0	1	1.47	7	1.20	.261
Speigner, Levale	3	1	1.86	23	0	0	0	0	2	29.0	22	8	6	2	0	5	1	21	0	1	3.00	7	0.93	.222
Stone, Brad	6	3	2.23	27	11	0	0	0	0	80.2	65	25	20	3	2	16	0	44	1	2	0.81	3	1.00	.215
Taylor, Graham	8	7	3.69	23	23	0	0	0	0	126.2	115	62	52	9	9	54	2	71	0	7	1.25	13	1.33	.246
Thompson, Aaron	5	9	4.11	20	20	0	0	0	0	114	121	63	52	7	2	43	0	75	2	5	1.24	11	1.44	.268
Ungs, Nic	10	3	2.37	18	18	0	0	0	0	106	84	33	28	7	2	30	1	79	1	0	0.63	5	1.07	.218
Vasquez, Carlos	1	1	4.50	18	0	0	0	0	1	20.0	17	12	10	2	0	14	0	22	0	4	3.22	1	1.55	.221
Villanueva, Elih	0	1	4.50	2	2	0	0	0	0	10.0	12	5	5	0	0	3	0	5	0	0	1.27	1	1.50	.293
Voss, Jay	3	0	2.97	30	0	0	0	1	1	36.1	26	14	12	2	0	15	1	36	0	2	1.84	3	1.13	.200
West, Sean	7	3	4.78	12	11	0	0	0	0	64.0	68	37	34	12	2	28	2	65	0	1	0.77	2	1.50	.267
Winters, Kyle	1	2	5.40	7	7	0	0	0	0	35.0	44	21	21	1	1	13	0	25	0	3	1.96	3	1.63	.312
Team Total	82	58	3.20	140	140	0	15	45	59	1225.1		512	73	30	43	318	933	4	48	1.13	91	1.25	.240	

Standings and Playoffs

NORTH DIVISION	AFF.	W	L	PCT	GB	ATT	MANAGER(S)
**Tennessee Smokies	CHC	71	69	.507	---	260,153	Ryne Sandberg
Carolina Mudcats	CIN	65	74	.468	5.5	263,175	David Bell
Chattanooga Lookouts	LAD	65	74	.468	5.5	224,157	John Valentin
*Huntsville Stars	MIL	63	75	.457	7.0	93,845	Bob Miscik
West Tenn D-Jaxx	SEA	62	78	.443	9.0	129,778	Phil Plantier

SOUTH DIVISION	AFF.	W	L	PCT	GB	ATT	MANAGER(S)
*Birmingham Barons	CHW	92	47	.662	---	287,185	Ever Maggallanes
**Jacksonville Suns	FLA	82	58	.586	10.5	354,553	Brandon Hyde
Mississippi Braves	ATL	63	73	.471	26.5	194,795	Phillip Wellman
Mobile BayBears	ARI	66	74	.471	26.5	209,742	Hector de la Cruz
Montgomery Biscuits	TB	65	74	.468	27.0	266,818	Billy Gardner

* Won first half **Won second half ***Won both halves

PLAYOFFS: Jacksonvilledef.Birmingham 3-0.Tennesseedef.Huntsville 3-1.Jacksonvilledef.Tennessee 3-1.

SOUTHERN LEAGUE CHAMPIONS

2010 Jacksonville Suns

Team Batting

BATTERS	AVG	G	AB	R	H	2B	3B	HR	RBI	TB	BB	IBB	SO	SB	CS	OBP	SLG	OPS	SF	SAC	HBP	DP
Burns, Greg	.156	77	186	27	29	6	3	1	9	44	39	1	82	6	4	.302	.237	.539	0	2	0	1
Corsaletti, Jeff	.250	16	52	9	13	0	0	0	6	13	12	0	9	1	0	.391	.250	.641	0	1	0	0
Curry, Ryan	.251	118	387	45	97	21	1	6	37	138	17	1	36	5	4	.288	.357	.645	4	12	5	9
Delaney, Jason	.197	78	193	24	38	11	0	3	22	58	30	0	54	1	0	.310	.301	.610	1	1	2	5
Dominguez, Matt	.252	138	504	61	127	34	2	14	81	207	56	3	96	0	2	.333	.411	.744	7	1	9	13
Fortenberry, Seth	.000	2	2	0	0	0	0	0	0	0	0	0	0	0	0	.000	.000	.000	0	0	0	0
Gran, Paul	.250	9	20	1	5	1	0	0	0	6	1	0	7	0	0	.286	.300	.586	0	0	0	0
Guzman, Javier	.208	31	48	2	10	4	0	0	5	14	3	0	10	1	1	.259	.292	.551	2	0	1	3
Hatcher, Chris	.202	84	267	23	54	9	1	3	26	74	20	0	92	1	2	.261	.277	.538	2	2	2	5
Martinez, Osvaldo	.302	130	516	90	156	28	4	5	54	207	49	0	64	13	9	.372	.401	.773	2	11	9	10
Mattison, Kevin	.222	16	45	10	10	4	1	0	1	16	4	0	10	4	0	.286	.356	.641	0	2	0	0
Mense, Hunter	.385	10	13	2	5	2	0	0	0	7	2	0	0	0	0	.467	.538	1.005	0	0	0	1
Mitchell, Lee	.310	67	242	29	75	16	6	8	53	127	23	1	68	5	1	.374	.525	.899	2	1	3	8
Otness, John	.233	37	116	11	27	6	0	1	17	36	11	2	12	0	1	.324	.310	.634	3	2	6	6
Rottino, Vinny	.307	116	433	67	133	27	1	8	69	186	53	3	51	22	2	.384	.430	.814	3	1	3	9
Saccomanno, Mark	.244	70	275	30	67	13	2	6	38	102	13	0	63	0	3	.280	.371	.651	3	0	2	9
Scott, Lorenzo	.265	73	272	62	72	12	5	6	33	112	42	1	103	7	3	.369	.412	.781	2	4	4	1
Skipworth, Kyle	.000	2	7	1	0	0	0	0	0	0	1	0	3	0	0	.125	.000	.125	0	0	0	0
Stanton, Mike	.313	53	192	42	60	13	2	21	52	140	44	10	53	1	0	.442	.729	1.171	2	0	2	7
Torres, Tim	.275	109	335	55	92	16	5	14	46	160	57	5	88	12	2	.381	.478	.858	1	5	1	9
Tripp, Brandon	.289	118	394	52	114	35	2	8	46	177	34	6	111	5	3	.369	.449	.818	4	0	18	5
Wilson, Neil	.333	2	3	0	1	0	0	0	0	1	0	0	0	0	0	.333	.333	.667	0	0	0	1
Team Total	.258	140	4672	653	1204	262	35	104	601	1848	525	33	1090	84	37	.339	.396	.735	38	63	69	105

Team Pitching

PITCHERS	W	L	ERA	G	GS	CG	SHO	SV	SVO	IP	H	R	ER	HR	HB	BB	IBB	SO	BK	WP	GO/AO	DP	WHIP	AVG
Allison, Jeff	6	11	5.04	29	20	0	0	0	0	110.2	132	73	62	16	7	33	1	56	0	4	0.85	10	1.49	.308
Andrelczyk, Peter	0	0	7.20	3	0	0	0	0	0	5.0	7	4	4	2	1	0	0	3	0	1	0.71	0	1.40	.304
Battisto, A.J.	0	0	12.15	5	0	0	0	0	0	6.2	10	9	9	2	0	8	2	3	0	0	0.70	0	2.70	.345
Bono, Robert	0	0	3.60	1	1	0	0	0	0	5.0	6	2	2	1	0	1	0	0	0	0	5.50	0	1.40	.333
Buente, Jay	1	0	4.05	10	1	0	0	1	1	13.1	13	6	6	1	0	5	0	12	0	0	1.55	3	1.35	.260
Ceda, Jose	4	1	1.39	27	0	0	0	6	8	32.1	18	5	5	2	3	20	2	45	0	0	0.71	1	1.18	.168
Cishek, Steve	3	1	4.31	22	0	0	0	2	3	31.1	30	16	15	0	5	10	2	34	0	6	0.97	2	1.28	.250
Doolittle, Todd	4	4	2.91	44	0	0	0	2	6	68.0	59	25	22	6	4	22	0	73	0	2	1.05	3	1.19	.236
Evans, Bryan	0	0	0.00	1	0	0	0	0	0	1.0	2	0	0	0	0	0	0	0	0	0	0.00	0	2.00	.500
Fulton, Jonathan	0	1	10.80	2	0	0	0	0	0	1.2	3	2	2	0	0	2	0	0	0	1	3.00	0	3.00	.500
Gogal, Jeff	1	1	4.26	12	0	0	0	0	0	12.2	9	6	6	1	1	2	0	10	0	0	2.11	2	0.87	.205
Gunderson, Kyle	1	0	3.28	14	0	0	0	0	0	24.2	23	9	9	3	0	7	2	17	0	0	0.96	1	1.22	.247
Hand, Brad	1	0	3.00	1	1	0	0	0	0	6.0	3	2	2	0	0	3	0	4	0	0	0.40	0	1.00	.143
Harvey, Kris	1	0	5.40	22	1	0	0	3	3	31.2	30	19	19	4	0	16	1	25	0	4	0.73	2	1.45	.248
Hatcher, Chris	1	0	0.00	1	0	0	0	0	0	1.0	0	0	0	0	0	0	0	1	0	0	0.00	0	0.00	.000
Houser, James	0	2	14.09	4	2	0	0	0	0	7.2	16	12	12	1	2	4	0	7	0	1	0.36	0	2.61	.432
Jennings, Daniel	4	2	2.56	37	0	0	0	0	3	52.2	49	18	15	0	0	26	1	44	0	9	2.30	9	1.42	.257
Koehler, Tom	16	2	2.61	28	28	0	0	0	0	158.2	140	57	46	11	8	46	1	145	0	4	0.88	10	1.17	.241
Korpi, Wade	0	3	5.12	37	1	0	0	0	0	38.2	44	24	22	3	2	24	1	35	0	3	1.08	6	1.76	.303
Loomis, Andy	0	0	4.50	5	0	0	0	0	0	4.0	4	3	2	0	0	1	1	3	0	0	8.00	0	1.25	.250
Marinez, Jhan	1	0	2.16	15	0	0	0	6	8	16.2	9	5	4	1	0	7	0	20	0	2	0.81	2	0.96	.164
Mendez, Adalberto	0	1	3.14	12	0	0	0	0	1	14.1	15	8	5	1	0	12	0	15	0	5	0.93	0	1.88	.259
Meyer, Dan	0	0	0.00	1	0	0	0	0	0	2.0	1	0	0	0	0	2	0	1	0	0	0.67	0	1.50	.143
Miller, Andrew	1	8	6.01	18	18	0	0	0	0	85.1	98	63	57	6	5	61	1	66	0	10	1.38	7	1.86	.294
Parcell, Garrett	5	7	3.36	53	0	0	0	0	5	75.0	71	39	28	4	1	32	8	61	0	6	1.57	8	1.37	.257
Peterson, Matt	3	3	1.47	37	0	0	0	18	21	36.2	28	13	6	0	3	15	0	26	0	2	0.62	1	1.17	.215
Reed, Evan	0	0	0.00	1	0	0	0	0	0	1.2	1	0	0	0	0	1	0	1	0	0	1.00	1	1.20	.200
Rosario, Jose	5	4	3.24	17	17	0	0	0	0	83.1	79	36	30	7	1	38	0	68	0	2	0.82	5	1.40	.249
Rosario, Sandy	1	0	0.00	1	0	0	0	0	0	2.0	0	0	0	0	0	0	0	3	0	0	3.00	0	0.00	.000
Sanabia, Alex	5	1	2.03	14	14	0	0	0	0	84.1	59	22	19	2	3	16	0	65	0	2	1.09	5	0.89	.194
Stone, Brad	3	3	3.95	11	8	0	0	0	0	41.0	37	23	18	5	3	15	0	26	0	2	0.67	1	1.27	.239
Villanueva, Elih	14	4	2.26	28	28	4	3	0	0	179.0	137	56	45	15	8	34	0	115	1	7	0.68	5	0.96	.212
Team Total	81	59	3.43	140	140	4	14	38	591	1234.0		557		94	57	463	23	984	1	73	0.95	84	1.29	.247

Standings and Playoffs

NORTH DIVISION	AFF.	W	L	PCT	GB	ATT	MANAGER(S)
***Tennessee Smokies	CHC	86	53	.619	-	262,415	Bill Dancy
West Tenn Diamond Jaxx	SEA	73	66	.525	13.0	118,503	Tim Laker
Huntsville Stars	MIL	67	73	.479	19.5	91,237	Mike Guerrero
Chattanooga Lookouts	LAD	65	74	.468	21.0	217,469	Carlos Subero
Carolina Mudcats	CIN	58	79	.423	27.0	255,360	David Bell

SOUTH DIVISION	AFF.	W	L	PCT	GB	ATT	MANAGER(S)
***Jacksonville Suns	FLA	81	59	.579	-	354,725	Tim Leiper
Mobile BayBears	ARI	75	62	.547	4.5	186,256	Rico Brogna
Montgomery Biscuits	TB	72	66	.522	8.0	269,840	Billy Gardner, Jr.
Mississippi Braves	ATL	63	74	.460	16.5	178,138	Phillip Wellman
Birmingham Barons	CHW	53	87	.379	28.0	275,887	Ever Magallanes

* Won first half **Won second half ***Won both halves

PLAYOFFS: Jacksonville def. Mobile 3-1. Tennessee def.West Tenn 3-1. Jacksonville def.Tennessee 3-1.

SOUTHERN LEAGUE CHAMPIONS

2011 Jacksonville Suns

Team Batting

Player	POS	G	AB	R	H	2B	3B	HR	RBI	TB	BB	SO	SB	CS	OBP	SLG	AVG	OPS	E
Jeff Dominguez	SS	6	18	3	7	0	0	1	2	10	0	4	1	1	.368	.556	.389	.924	1
Jeremy Synan	LF	35	68	17	23	6	3	1	9	38	13	14	2	1	.444	.559	.338	1.003	1
Jim Negrych	2B	121	398	60	121	22	1	5	46	160	45	52	11	7	.370	.402	.304	.772	15
Alex Romero	OF	104	353	53	107	21	3	7	50	155	33	38	8	3	.377	.439	.303	.816	3
Ben Lasater	1B	102	348	43	103	25	2	12	60	168	31	89	0	5	.363	.483	.296	.846	6
Luke Montz	C	118	395	66	108	27	0	22	78	201	74	95	8	0	.391	.509	.273	.900	12
Jorge Padilla	OF	53	184	25	50	6	0	4	17	68	23	27	5	2	.351	.370	.272	.721	4
Paul Gran	3B	95	292	43	76	23	4	6	42	125	33	76	9	1	.360	.428	.260	.788	15
Kevin Mattison	CF	130	503	87	131	17	16	8	49	204	58	127	38	16	.353	.406	.260	.759	10
Kyle Jensen	LF	21	80	14	20	1	1	5	10	38	7	23	1	0	.310	.475	.250	.785	1
Jake Smolinski	LF	116	396	42	97	26	0	7	36	144	59	57	6	5	.342	.364	.245	.706	2
Ryan Curry	2B	112	369	53	90	21	3	8	47	141	28	58	4	7	.308	.382	.244	.690	16
Tim Torres	2B	26	88	6	21	1	0	0	6	22	9	23	3	1	.316	.250	.239	.566	0
Chris Gutierrez	SS	122	392	49	89	17	5	0	47	116	76	87	4	1	.356	.296	.227	.652	28
Chris Coghlan	CF	5	19	3	4	1	0	0	0	5	4	1	0	0	.348	.263	.211	.611	0
Kyle Skipworth	C	106	396	35	82	12	2	11	49	131	34	143	0	4	.273	.331	.207	.603	10
Erik Lis	1B	26	61	7	11	3	0	1	7	17	4	18	0	0	.265	.279	.180	.543	1
Neil Sellers	1B	59	170	16	30	10	0	4	16	52	22	35	0	1	.277	.306	.176	.583	8
Matt Dominguez	3B	4	15	1	2	0	0	0	1	2	3	2	0	0	.316	.133	.133	.449	0
John Baker	C	3	9	0	1	1	0	0	0	2	1	5	0	0	.200	.222	.111	.422	0
Aaron Dudley	C	5	4	0	0	0	0	0	0	0	0	2	0	0	.000	.000	.000	.000	0

Team Pitching

Player	W	L	ERA	G	GS	CG	SHO	SV	IP	H	R	ER	HR	HB	BB	SO	WHIP	HLD	GF
Jose Rosario	1	0	1.29	4	0	0	0	0	7.0	7	1	1	1	0	3	9	1.43	0	0
Chris Hatcher	2	1	1.90	42	0	0	0	6	47.1	32	11	10	2	0	19	57	1.08	10	12
Clay Hensley	0	0	2.08	1	1	0	0	0	4.1	5	1	1	0	0	1	7	1.38	0	0
Wade Korpi	0	2	2.25	12	0	0	0	3	16.0	16	4	4	1	1	5	11	1.31	0	6
Garrett Parcell	0	0	2.25	3	0	0	0	0	4.0	7	1	1	0	0	1	4	2.00	2	0
Corey Madden	2	1	2.72	25	0	0	0	0	43.0	32	15	13	2	1	18	42	1.16	4	10
Peter Andrelczyk	5	2	3.06	20	1	0	0	0	35.1	30	12	12	4	2	15	30	1.27	3	8
Daniel Jennings	4	1	3.16	21	0	0	0	2	25.2	26	11	9	1	0	11	29	1.44	3	7
Bryan Evans	3	1	3.38	8	6	0	0	0	37.1	38	16	14	1	0	19	27	1.53	0	1
Brad Hand	11	4	3.40	19	18	0	0	0	108.2	90	42	41	11	1	50	71	1.29	0	1
Jhan Marinez	3	8	3.57	56	0	0	0	3	58.0	47	26	23	7	1	42	74	1.53	16	20
Kyle Kaminska	2	1	3.71	7	0	0	0	0	17.0	16	8	7	1	1	4	12	1.18	0	2
Graham Taylor	3	5	4.09	21	17	0	0	0	99.0	125	54	45	15	3	24	62	1.51	2	0
Sandy Rosario	3	2	4.15	46	0	0	0	23	47.2	52	31	22	4	0	17	46	1.45	0	39
Omar Poveda	8	6	4.32	27	27	1	0	0	156.1	153	83	75	16	3	54	116	1.32	0	0
Michael Brady	0	0	4.50	1	0	0	0	0	2.0	3	1	1	0	0	1	0	2.00	0	0
Joseph O'Gara	7	9	4.55	27	27	0	0	0	158.1	181	93	80	11	14	45	72	1.43	0	0
Ramon Benjamin	2	2	4.64	16	0	0	0	0	21.1	30	21	11	2	2	12	16	1.97	1	4
Dallas Trahern	5	4	4.68	24	14	0	0	1	102.0	112	61	53	7	6	39	46	1.48	2	1
Darin Downs	2	5	4.83	22	13	0	0	0	76.1	87	44	41	7	3	23	48	1.44	3	3
Jose Alvarez	2	6	5.35	12	12	0	0	0	65.2	80	47	39	9	1	22	45	1.55	0	0
Chris Squires	0	0	6.14	5	0	0	0	0	7.1	9	5	5	0	0	3	1	1.64	0	0
Jeff Allison	3	4	6.26	30	4	0	0	0	64.2	82	46	45	8	0	26	29	1.67	0	13
Kris Harvey	2	3	6.68	24	0	0	0	0	32.1	37	30	24	6	3	15	23	1.61	3	7
Ryan Curry	0	0	6.75	2	0	0	0	0	1.1	1	1	1	1	0	1	1	1.50	0	2
Zach Simons	0	2	7.30	8	0	0	0	0	12.1	14	11	10	2	0	6	9	1.62	2	2
Jared Rogers	0	1	9.00	1	0	0	0	0	3.0	4	3	3	1	0	0	0	1.33	0	1

Standings and Playoffs

NORTH DIVISION	AFF.	W	L	PCT	GB	ATT	MANAGER(S)
*Tennessee Smokies	CHC	83	57	.593	-	265,341	Brian Harper
**Chattanooga Lookouts	LAD	77	62	.554	5.5	224,974	Carlos Subero
Jackson Generals	SEA	68	72	.486	15.0	106,689	Jim Pankovits
Huntsville Stars	MIL	64	73	.467	17.5	93,340	Mike Guerrero
Carolina Mudcats	CIN	53	79	.381	29.5	255,216	David Bell

SOUTH DIVISION	AFF.	W	L	PCT	GB	ATT	MANAGER(S)
**Mobile BayBears	ARI	84	54	.609	-	210,956	Turner Ward
*Birmingham Barons	CHW	71	69	.507	14.0	261,623	Bobby Magallanes
JACKSONVILLE SUNS	FLA	70	70	.500	15.0	309,310	Andy Barkett
Montgomery Biscuits	TB	65	74	.468	19.5	256,403	Billy Gardner, Jr.
Mississippi Braves	ATL	61	79	.436	24.0	191,653	Rocket Wheeler

* Won first half **Won second half ***Won both halves

PLAYOFFS: Mobile def. Birmingham 3-2. Tennessee def.Chattanooga 3-1. Mobile def.Tennessee 3-1.

2012 Jacksonville Suns

Team Batting

Player	POS	G	AB	R	H	2B	3B	HR	RBI	TB	BB	SO	SB	CS	OBP	SLG	AVG	OPS	E
Daniel Pertusati	OF	38	120	20	36	6	2	4	18	58	13	22	1	0	.387	.483	.300	.870	0
Ben Lasater	1B	49	168	15	50	13	0	3	21	72	18	43	0	0	.367	.429	.298	.796	4
Danny Black	SS	8	34	5	9	3	0	0	2	12	3	11	2	1	.316	.353	.265	.669	0
Curt Smith	1B	96	268	41	70	17	2	9	48	118	20	59	3	3	.315	.440	.261	.756	5
Jake Smolinski	LF	112	408	71	105	24	3	7	42	156	78	74	9	4	.388	.382	.257	.770	4
Zack Cox	3B	24	95	14	24	6	1	1	13	35	10	27	0	0	.321	.368	.253	.689	7
Jeff Dominguez	SS	68	222	26	56	14	2	4	22	86	20	48	8	5	.317	.387	.252	.704	4
Chris Gutierrez	SS	118	420	50	104	26	0	3	45	139	48	85	6	4	.339	.331	.248	.670	24
Ryan Patterson	OF	52	168	23	41	12	0	3	16	62	10	25	3	2	.285	.369	.244	.654	2
Donnie Webb	OF	103	285	49	69	11	8	7	42	117	43	81	7	9	.345	.411	.242	.756	3
Dallas Poulk	2B	17	54	4	13	2	0	0	7	15	6	13	0	0	.306	.278	.241	.584	4
Paul Gran	3B	114	368	49	88	16	4	5	29	127	45	106	10	7	.347	.345	.239	.692	11
Kyle Jensen	LF	132	445	70	104	21	2	24	84	201	69	162	1	1	.338	.452	.234	.789	4
Jose Duarte	CF	63	145	21	34	6	0	2	11	46	25	23	3	3	.345	.317	.234	.662	1
Jake Jefferies	C	42	133	18	31	6	0	2	13	43	12	21	0	1	.297	.323	.233	.620	6
Aaron Dudley	C	16	39	4	9	1	0	1	7	13	2	10	0	0	.286	.333	.231	.619	1
Alfredo Lopez	2B	25	65	9	15	0	0	0	10	15	9	10	3	4	.333	.231	.231	.564	0
Shawn Bowman	3B	96	343	33	78	18	0	8	45	120	31	105	1	1	.297	.350	.227	.646	14
Kyle Skipworth	C	116	420	59	91	16	2	21	63	174	36	143	1	1	.285	.414	.217	.699	7
German Duran	2B	11	33	6	7	1	0	3	8	17	3	8	0	2	.270	.515	.212	.785	2
Taylor Krick	C	7	16	1	3	0	0	0	1	3	3	3	0	0	.350	.188	.188	.538	0
Jaime Ortiz	1B	14	32	2	6	0	0	1	4	9	7	3	0	0	.325	.281	.188	.606	0
Russell Mitchell	3B	24	80	4	13	3	0	0	10	16	14	20	0	0	.287	.200	.163	.487	3
Jose Ceballos	C	1	1	0	0	0	0	0	0	0	0	1	0	0	.000	.000	.000	.000	0

Team Pitching

Player	W	L	ERA	G	GS	CG	SHO	SV	IP	H	R	ER	HR	HB	BB	SO	WHIP	HLD	GF
Peter Andrelczyk	0	0	0.00	1	0	0	0	0	1.0	0	0	0	0	0	1	2	1.00	1	0
Edgar Olmos	0	1	0.54	9	1	0	0	0	16.2	8	1	1	0	0	16	13	1.44	2	3
Joseph O'Gara	1	1	0.77	2	2	0	0	0	11.2	9	4	1	0	3	2	9	0.94	0	0
A.J. Ramos	3	3	1.44	55	0	0	0	21	68.2	36	14	11	3	0	21	89	0.83	2	46
Evan Reed	3	1	2.34	27	0	0	0	12	34.2	24	10	9	1	0	11	43	1.01	1	23
Collin Cargill	2	0	2.45	9	0	0	0	0	11.0	5	3	3	0	1	3	9	0.73	3	1
Corey Madden	2	1	2.61	15	0	0	0	0	20.2	19	7	6	1	1	6	17	1.21	3	3
Rett Varner	0	0	2.61	6	0	0	0	0	10.1	13	3	3	1	0	3	7	1.55	3	0
Arquimedes Caminero	0	0	3.06	12	0	0	0	2	17.2	16	6	6	0	0	10	17	1.47	1	5
Bobby Bramhall	1	2	3.23	28	1	0	0	0	61.1	50	23	22	4	4	18	61	1.11	2	4
Jordan Conley	2	3	3.24	16	0	0	0	0	25.0	27	11	9	3	2	4	25	1.24	0	7
James Leverton	3	0	3.36	23	6	0	0	1	56.1	49	23	21	4	2	20	53	1.22	4	3
Zach Neal	4	6	3.80	21	10	0	0	0	68.2	77	36	29	4	3	12	45	1.30	0	4
Brian Flynn	3	0	3.80	8	8	0	0	0	45.0	48	22	19	3	4	13	32	1.36	0	0
Josh Schmidt	5	3	3.83	37	0	0	0	1	42.1	33	19	18	1	6	27	41	1.42	9	13
Graham Taylor	9	11	3.97	26	26	2	1	0	147.1	169	71	65	18	4	34	86	1.38	0	0
Michael Ojala	0	1	4.08	12	0	0	0	0	17.2	18	11	8	2	0	6	13	1.36	2	5
Grant Dayton	2	1	4.15	7	0	0	0	0	13.0	12	6	6	2	0	4	19	1.23	1	0
Jose Alvarez	6	9	4.22	25	24	3	1	0	136.1	141	66	64	8	6	26	70	1.22	1	0
Sandy Rosario	0	0	4.50	2	0	0	0	1	2.0	3	1	1	1	0	1	4	2.00	0	1
Bryan Evans	7	8	4.66	29	27	0	0	0	135.1	131	78	70	13	13	62	97	1.43	0	0
Omar Poveda	6	3	4.71	14	14	0	0	0	70.2	84	42	37	5	1	23	53	1.51	0	0
Matthew Montgomery	0	1	4.76	1	1	0	0	0	5.2	8	3	3	0	0	2	2	1.76	0	0
Matthew Neil	2	7	4.78	19	19	0	0	0	92.1	106	57	49	11	2	17	66	1.33	0	0
Kyle Kaminska	6	3	5.11	31	0	0	0	1	49.1	70	31	28	9	2	9	42	1.60	5	5
Wade Korpi	1	1	5.32	17	0	0	0	0	22.0	28	18	13	1	0	8	24	1.64	4	4
Jon Link	1	0	6.00	3	0	0	0	1	3.0	5	4	2	0	0	1	2	2.00	0	2
Alan Oaks	1	2	6.55	4	1	0	0	0	11.0	12	8	8	2	1	6	10	1.64	0	0
Chris Squires	0	1	7.11	10	0	0	0	1	12.2	19	12	10	2	1	7	13	2.05	1	5
Garrett Parcell	0	1	7.62	10	0	0	0	0	13.0	16	11	11	2	1	8	11	1.85	2	1

Standings and Playoffs

NORTH DIVISION	AFF.	W	L	PCT	GB	ATT	MANAGER(S)
*Jackson Generals	SEA	79	61	.564	-	113,352	Jim Pankovits
** Chattanooga Lookouts	LAD	73	65	.529	5.0	243,051	Carlos Subero
Tennessee Smokies	CHC	72	68	.514	7.0	251,112	Buddy Bailey
Huntsville Stars	MIL	65	74	.468	13.5	130,231	Darnell Coles
Birmingham Barons	CHW	63	76	.453	15.5	204,269	Bobby Magallanes

SOUTH DIVISION	AFF.	W	L	PCT	GB	ATT	MANAGER(S)
**Montgomery Biscuits	TB	74	63	.540	-	244,976	Billy Gardner, Jr.
JACKSONVILLE SUNS	MIA	70	70	.500	5.5	293,013	Andy Barkett
*Mobile BayBears	ARI	69	71	.493	6.5	133,062	Turner Ward
Pensacola Blue Wahoos	CIN	68	70	.493	6.5	328,147	Jim Riggleman
Mississippi Braves	ATL	62	77	.446	13.0	191,639	Aaron Holbert

* Won first half **Won second half ***Won both halves

PLAYOFFS: Mobile def. Montgomery 3-1. Jackson def. Chattanooga 3-1. Mobile def. Jackson 3-1.

2013 Jacksonville Suns

Team Batting

Player	POS	G	AB	R	H	2B	3B	HR	RBI	TB	BB	SO	SB	CS	OBP	SLG	AVG	OPS	E
Austin Barnes	C	19	62	10	21	2	2	1	7	30	12	10	0	0	.446	.484	.339	.930	0
Marcell Ozuna	RF	10	42	6	14	3	1	5	15	34	3	9	1	0	.383	.810	.333	1.193	0
Jake Marisnick	CF	67	265	43	78	13	3	12	46	133	17	68	11	6	.358	.502	.294	.860	5
Brent Keys	CF	8	32	3	9	0	0	0	0	9	5	3	1	0	.378	.281	.281	.660	2
Christian Yelich	OF	49	193	33	54	13	6	7	29	100	26	52	5	5	.365	.518	.280	.883	1
Jeff Mathis	C	3	11	1	3	1	0	1	6	7	1	6	0	0	.333	.636	.273	.970	0
Mark Canha	1B	128	425	63	116	32	2	13	58	191	54	102	6	1	.371	.449	.273	.820	9
Derek Dietrich	2B	63	218	35	59	13	3	11	38	111	29	60	3	0	.381	.509	.271	.890	6
Zack Cox	3B	86	283	32	76	15	2	3	29	104	38	68	2	0	.357	.367	.269	.724	10
Taylor Krick	C	43	102	14	27	6	0	1	16	36	14	27	1	0	.375	.353	.265	.728	3
Sharif Othman	C	2	4	1	1	0	0	0	1	1	1	2	0	0	.400	.250	.250	.650	0
J.T. Realmuto	C	106	368	41	88	21	3	5	39	130	36	68	9	1	.310	.353	.239	.663	8
Kyle Jensen	LF	70	245	43	58	16	0	16	42	122	33	73	5	3	.354	.498	.237	.852	3
Noah Perio	2B	57	177	20	41	7	0	1	14	51	16	27	2	0	.297	.288	.232	.586	8
Audy Ciriaco	SS	84	247	33	57	7	2	5	26	83	21	43	7	2	.296	.336	.231	.632	6
Michael Main	OF	67	206	17	46	5	1	0	11	53	16	38	3	5	.288	.257	.223	.545	3
Ryan Fisher	3B	50	145	22	32	9	0	5	24	56	16	45	2	1	.319	.386	.221	.705	7
Chris Gutierrez	3B	85	236	19	50	9	2	3	18	72	28	41	2	2	.302	.305	.212	.607	15
Daniel Pertusati	CF	92	252	27	53	10	3	6	38	87	17	45	2	3	.265	.345	.210	.611	2
Danny Black	SS	98	315	45	63	5	4	2	21	82	35	74	8	3	.284	.260	.200	.544	19
Jake Smolinski	LF	24	56	8	11	1	0	0	4	12	13	10	1	0	.357	.214	.196	.571	0
Logan Morrison	1B	10	33	5	6	0	0	2	7	12	2	4	0	0	.229	.364	.182	.592	0
Isaac Galloway	LF	37	139	10	24	5	1	2	14	37	7	48	5	3	.212	.266	.173	.479	0
Aaron Dudley	C	30	54	5	8	1	0	2	6	15	10	8	1	0	.281	.278	.148	.559	0
Alex Burg	OF	11	38	3	5	1	0	0	2	6	1	9	0	0	.154	.158	.132	.312	0
Alex McClure	SS	7	11	0	0	0	0	0	0	0	1	6	0	0	.083	.000	.000	.083	1

Team Pitching

Player	W	L	ERA	G	GS	CG	SHO	SV	IP	H	R	ER	HR	HB	BB	SO	WHIP	HLD	GF
Adam Conley	11	7	3.25	26	25	3	1	0	138.2	125	61	50	7	7	37	129	1.17	0	0
Robert Morey	4	8	5.31	20	20	2	0	0	103.1	119	65	61	10	1	41	69	1.55	0	0
Jay Jackson	3	6	3.16	14	14	0	0	0	79.2	59	32	28	6	3	22	73	1.02	0	0
Bryan Evans	7	5	3.32	21	11	1	1	1	78.2	75	33	29	9	1	7	81	1.04	2	4
Sam Dyson	3	7	2.63	16	15	0	0	0	75.1	72	36	22	0	10	23	41	1.26	0	0
Anthony DeSclafani	5	4	3.36	13	13	0	0	0	75.0	74	31	28	7	4	14	62	1.17	0	0
Scott McGough	4	3	2.63	36	0	0	0	1	61.2	48	21	18	4	0	18	56	1.07	3	11
Matt Neil	2	2	3.05	15	10	0	0	0	59.0	57	24	20	3	4	15	49	1.22	1	2
Collin Cargill	4	1	1.61	38	0	0	0	0	56.0	29	13	10	2	0	15	27	0.79	9	13
Michael Brady	2	2	1.53	49	0	0	0	23	53.0	42	12	9	2	3	9	55	0.96	0	44
Arquimedes Caminero	5	2	3.61	42	0	0	0	5	52.1	34	23	21	4	3	21	68	1.05	15	11
Edgar Olmos	4	2	2.50	38	0	0	0	1	50.1	47	20	14	1	1	27	41	1.47	3	8
Justin Nicolino	3	2	4.96	9	9	1	0	0	45.1	63	29	25	2	2	12	31	1.65	0	0
Grant Dayton	4	4	2.37	30	0	0	0	1	38.0	33	10	10	4	1	12	56	1.18	3	11
Andrew Heaney	4	1	2.94	6	6	1	0	0	33.2	31	11	11	2	0	9	23	1.19	0	0
Mike Ojala	1	1	6.12	16	1	0	0	0	25.0	36	17	17	3	1	12	15	1.92	1	7
Brian Flynn	1	1	1.57	4	4	0	0	0	23.0	18	4	4	2	1	3	25	0.91	0	0
Pete Andrelczyk	0	1	3.10	16	0	0	0	2	20.1	19	8	7	1	1	6	15	1.23	3	7
James Leverton	1	1	5.85	11	1	0	0	0	20.0	22	14	13	2	3	2	19	1.20	1	0
Jordan Conley	1	1	5.51	12	0	0	0	0	16.1	16	13	10	5	0	8	15	1.47	1	3
Henderson Alvarez	1	0	0.00	2	2	0	0	0	14.1	5	0	0	0	0	0	13	0.35	0	0
Rett Varner	1	1	5.25	10	0	0	0	0	12.0	17	8	7	3	2	3	10	1.67	2	1
Nathan Eovaldi	1	0	5.40	3	3	0	0	0	11.2	13	7	7	0	0	4	9	1.46	0	0
Rob Waite	0	1	4.63	6	2	0	0	0	11.2	14	6	6	0	1	6	7	1.71	1	0
Raudel Lazo	1	0	0.00	5	0	0	0	1	7.0	3	0	0	0	0	1	9	0.57	1	4
Nick Wittgren	0	0	0.00	4	0	0	0	1	4.0	0	0	0	0	0	0	4	0.00	2	1
Robert Ravago	0	0	9.00	1	0	0	0	0	1.0	2	1	1	0	0	2	1	4.00	0	1

Standings and Playoffs

NORTH DIVISION	AFF.	W	L	PCT	GB	ATT	MANAGER(S)
**Tennessee Smokies	CHC	76	62	.551	-	244,984	Buddy Bailey
*Birmingham Barons	CHW	77	63	.550	-	396,820	Julio Vinas
Jackson Generals	SEA	62	73	.459	12.5	119,202	Jim Pankovits
Huntsville Stars	MIL	59	79	.428	17.0	123,904	Darnell Coles
Chattanooga Lookouts	LAD	59	80	.424	17.5	220,854	Jody Reed

SOUTH DIVISION	AFF.	W	L	PCT	GB	ATT	MANAGER(S)
***Mobile BayBears	ARI	79	60	.568	-	244,976	Andy Green
#Mississippi Braves	ATL	76	63	.547	3.0	293,013	Aaron Holbertt
JACKSONVILLE SUNS	MIA	73	63	.537	4.5	133,062	Andy Barkett
Montgomery Biscuits	TB	71	69	.507	8.5	328,147	Billy Gardner, Jr.
Pensacola Blue Wahoos	CIN	59	79	.428	19.5	191,639	Delino DeShields

* Won first half **Won second half ***Won both halves #Won Wild Card

PLAYOFFS: Birmingham def. Tennessee 3-2. Mobile def. Mississippi 3-1. Birmingham def. Mobile 3-2.

2014 Jacksonville Suns

Team Batting

Player	POS	G	AB	R	H	2B	3B	HR	RBI	TB	BB	SO	SB	CS	OBP	SLG	AVG	OPS	E
Miguel Tejada	3B	4	14	2	5	1	0	0	0	6	0	2	0	0	.357	.429	.357	.786	2
J.T. Realmuto	C	97	375	66	112	25	6	8	62	173	41	59	18	5	.369	.461	.299	.830	7
Rafael Furcal	2B	10	37	5	11	2	0	0	0	13	3	2	4	0	.350	.351	.297	.701	1
Austin Barnes	C	78	284	56	84	20	2	12	43	144	50	36	8	0	.406	.507	.296	.913	13
Viosergy Rosa	1B	20	72	15	21	4	1	2	17	33	14	13	0	0	.416	.458	.292	.874	1
Brady Shoemaker	LF	123	413	65	113	26	2	12	71	179	67	90	2	1	.374	.433	.274	.808	4
Joe Benson	RF	124	417	71	110	23	4	10	62	171	57	96	15	4	.364	.410	.264	.774	4
Alex Burg	3B	76	227	34	60	9	1	7	29	92	33	66	2	2	.364	.405	.264	.769	9
Rich Poythress	1B	76	250	31	65	9	0	6	31	92	24	36	2	1	.329	.368	.260	.697	5
Austin Nola	SS	134	499	68	129	21	5	1	53	163	77	94	8	5	.368	.327	.259	.694	2
Ryan Rieger	1B	43	100	8	25	9	1	1	9	39	6	21	0	0	.290	.390	.250	.680	1
Wilfredo Gimenez	C	44	148	9	36	8	0	1	21	47	3	18	2	0	.257	.318	.243	.574	3
Brent Keys	RF	89	293	45	71	9	1	0	18	82	54	34	7	4	.362	.280	.242	.641	7
Terrence Dayleg	3B	59	199	25	48	15	0	2	33	69	9	48	1	1	.290	.347	.241	.636	6
Danny Black	LF	69	210	25	47	7	4	2	22	68	36	57	4	1	.339	.324	.224	.663	6
Isaac Galloway	CF	110	314	38	68	11	6	4	39	103	15	109	8	2	.254	.328	.217	.582	2
Alfredo Lopez	2B	84	213	20	46	10	0	0	14	56	22	41	11	4	.298	.263	.216	.561	8
Alfredo Silverio	LF	74	274	17	58	7	1	3	36	76	9	69	2	3	.241	.277	.212	.518	4
Ryan Fisher	3B	36	111	13	23	2	0	5	15	40	10	33	0	1	.305	.360	.207	.665	9
Yosmany Guerra	SS	14	35	1	5	1	0	1	1	9	5	9	0	1	.250	.257	.143	.507	3
Angel Morales	OF	13	32	3	4	2	0	0	0	6	0	10	4	0	.125	.188	.125	.313	0
Ross Wilson	2B	3	5	0	0	0	0	0	0	0	0	2	0	0	.000	.000	.000	.000	0

Team Pitching

Player	W	L	ERA	G	GS	CG	SHO	SV	IP	H	R	ER	HR	HB	BB	SO	WHIP	HLD	GF
Justin Nicolino	14	4	2.85	28	28	2	2	0	170.1	162	68	54	10	5	20	81	1.07	0	0
Jose Urena	13	8	3.33	26	25	0	0	0	162.0	155	65	60	14	2	29	121	1.14	0	0
Jay Rogers	7	5	4.40	19	17	1	1	0	94.0	108	52	46	8	3	19	53	1.35	0	0
Angel Sanchez	1	11	6.96	17	17	0	0	0	76.1	102	66	59	6	3	25	45	1.66	0	0
Nick Wittgren	5	5	3.55	52	0	0	0	20	66.0	73	31	26	6	2	14	56	1.32	1	42
Chipper Smith	3	4	4.27	14	14	0	0	0	65.1	52	36	31	11	4	31	57	1.27	0	0
James Nygren	4	2	3.46	34	5	0	0	2	65.0	70	30	25	8	1	10	37	1.23	1	13
Matt Ramsey	3	2	1.47	44	0	0	0	14	61.1	35	16	10	2	0	30	80	1.06	3	26
Andrew Heaney	4	2	2.35	9	8	0	0	0	53.2	45	16	14	2	0	13	52	1.08	0	0
Jheyson Manzueta	4	2	4.44	29	0	0	0	2	46.2	48	24	23	2	6	22	28	1.50	2	9
Greg Nappo	2	0	1.74	34	0	0	0	1	46.2	28	9	9	4	2	7	40	0.75	9	11
Anthony DeSclafani	3	4	4.19	8	8	0	0	0	43.0	45	20	20	4	0	10	38	1.28	0	0
Robert Morey	3	2	5.09	11	6	0	0	0	40.2	53	25	23	3	1	20	19	1.80	0	0
Collin Cargill	5	1	3.22	32	0	0	0	0	36.1	34	21	13	1	0	10	19	1.21	6	11
Frankie Reed	2	0	3.86	20	0	0	0	0	30.1	29	14	13	3	0	10	29	1.29	0	4
Tyler Higgins	2	0	4.97	15	0	0	0	0	29.0	40	18	16	4	2	8	17	1.66	2	7
Matt Montgomery	1	1	4.45	11	3	0	0	0	28.1	37	17	14	2	1	7	17	1.55	1	0
Dustin Moseley	1	1	2.89	5	5	0	0	0	28.0	20	12	9	1	1	4	14	0.86	0	0
Edgar Olmos	1	0	4.44	18	0	0	0	2	26.1	22	16	13	5	1	13	16	1.33	4	10
Grant Dayton	0	1	1.10	11	0	0	0	3	16.1	17	2	2	0	0	4	18	1.29	2	4
Trevor Williams	0	1	6.00	3	3	0	0	0	15.0	22	12	10	0	0	6	14	1.87	0	0
Reid Redman	1	0	1.38	9	0	0	0	1	13.0	8	3	2	0	0	3	10	0.85	3	1
Jon Link	1	0	2.25	2	2	0	0	0	12.0	10	3	3	0	0	1	16	0.92	0	0
Blake Logan	0	0	0.00	5	0	0	0	0	11.0	6	0	0	0	1	1	11	0.64	3	2
Steve Ames	2	2	1.64	9	0	0	0	0	11.0	8	3	2	0	0	4	9	1.09	2	2
Casey McCarthy	1	1	1.93	5	0	0	0	0	9.1	8	2	2	2	0	2	6	1.07	2	2
Joseph O'Gara	1	0	3.12	8	0	0	0	1	8.2	9	3	3	0	0	2	8	1.27	1	5
James Leverton	0	1	4.15	7	0	0	0	0	8.2	8	5	4	1	0	3	7	1.27	2	1
Micah Owings	1	1	5.40	2	2	0	0	0	8.1	12	5	5	2	1	3	10	1.80	0	0
Scott Lyman	0	1	10.80	1	1	0	0	0	5.0	8	7	6	0	2	2	3	2.00	0	0

Standings and Playoffs

NORTH DIVISION	AFF.	W	L	PCT	GB	ATT	MANAGER(S)
*Huntsville Stars	MIL	77	63	.550	-	94,929	Carlos Subero
Tennessee Smokies	CHC	66	73	.475	10.5	283,038	Buddy Bailey
Jackson Generals	SEA	63	76	.453	13.5	135,248	Jim Horner
**Chattanooga Lookouts	LAD	61	77	.442	15.0	242,627	Razor Shines
Birmingham Barons	CHW	60	80	.429	17.0	437,612	Julio Vinas

SOUTH DIVISION	AFF.	W	L	PCT	GB	ATT	MANAGER(S)
Mississippi Braves	ATL	83	56	.597	-	211,200	Aaron Holbert
**JACKSONVILLE SUNS	MIA	81	59	.579	2.5	300,538	Andy Barkett
*Mobile BayBears	ARI	79	58	.577	3.0	106,297	Andy Green
Montgomery Biscuits	TB	66	74	.471	17.5	244,534	Brady Williams
Pensacola Blue Wahoos	CIN	60	80	.429	23.5	311,687	Delino DeShields

* Won first half **Won second half ***Won both halves #Won Wild Card

PLAYOFFS: Chattanooga def. Huntsville 3-2. Jacksonville def. Mobile 3-1. Jacksonville def. Chattanooga 3-0.

SOUTHERN LEAGUE CHAMPIONS

2015 Jacksonville Suns

Team Batting

Player	POS	G	AB	R	H	2B	3B	HR	RBI	TB	BB	SO	SB	CS	OBP	SLG	AVG	OPS	E
Zack Cox	3B	103	327	47	105	19	1	4	27	138	38	80	0	1	.393	.422	.321	.815	12
Eudy Pina	RF	36	110	15	34	4	3	1	14	47	11	20	5	3	.368	.427	.309	.795	1
Jeff Mathis	C	5	17	2	5	1	0	0	2	6	2	6	0	0	.350	.353	.294	.703	0
Michael Morse	1B	5	17	2	5	1	0	1	3	9	3	7	0	0	.400	.529	.294	.929	0
David Adams	2B	116	371	45	109	12	3	6	50	145	63	53	3	2	.399	.391	.294	.790	7
J.T. Riddle	3B	44	173	26	50	6	1	5	20	73	8	24	0	0	.323	.422	.289	.745	10
Kenny Wilson	CF	130	497	77	134	24	7	8	48	196	58	108	37	9	.348	.394	.270	.742	6
Carlos Lopez	RF	123	460	50	119	22	4	6	38	167	34	66	2	2	.308	.363	.259	.671	8
Elliot Soto	SS	120	414	59	106	11	2	0	26	121	69	82	7	5	.366	.292	.256	.658	4
Danny Black	SS	28	77	13	19	4	1	0	13	25	11	19	1	0	.341	.325	.247	.666	3
Matt Juengel	LF	123	437	54	107	21	4	17	67	187	30	66	3	1	.293	.428	.245	.721	6
Sharif Othman	C	83	282	23	67	9	1	3	28	87	20	68	0	0	.296	.309	.238	.605	4
Ryan Rieger	1B	102	273	29	64	16	8	1	30	99	28	60	2	2	.303	.363	.234	.666	3
Terrence Dayleg	3B	87	275	27	62	12	1	4	28	88	16	59	2	2	.279	.320	.225	.599	13
Viosergy Rosa	1B	122	387	53	84	17	0	10	59	131	77	93	0	0	.349	.339	.217	.687	12
Austin Nola	SS	69	256	26	54	13	1	1	26	72	27	50	0	0	.286	.281	.211	.567	8
Brent Keys	RF	10	29	2	6	1	0	0	0	7	1	5	1	0	.233	.241	.207	.475	0
Chadd Krist	C	47	153	16	29	3	2	3	14	45	14	43	0	0	.257	.294	.190	.552	2
Isaac Galloway	CF	8	27	2	5	1	1	0	0	8	0	6	1	0	.185	.296	.185	.481	0
Chris Hoo	C	6	23	3	4	0	1	0	0	6	1	3	0	0	.208	.261	.174	.469	0
Justin Bohn	SS	28	87	5	14	0	1	1	6	19	6	30	0	0	.223	.218	.161	.442	4
Brandon Bantz	C	5	14	0	1	0	0	0	0	1	4	5	0	0	.278	.071	.071	.349	0

Team Pitching

Player	W	L	ERA	G	GS	CG	SH	SV	IP	H	R	ER	HR	HB	BB	SO	WHIP	HLD	GF
Austin Brice	6	9	4.67	25	25	0	0	0	125.1	114	74	65	11	12	69	127	1.46	0	0
Trevor Williams	7	8	4.00	22	21	0	0	0	117.0	126	53	52	9	1	36	88	1.38	0	0
Matt Tomshaw	6	10	4.33	29	18	0	0	2	116.1	129	58	56	9	1	27	85	1.34	1	3
Ivan Pineyro	7	6	3.87	20	20	1	0	0	109.1	107	49	47	6	3	33	92	1.28	0	0
Chipper Smith	3	4	4.33	21	16	0	0	0	89.1	94	53	43	6	9	34	76	1.43	0	1
Jake Esch	6	5	3.48	15	15	0	0	0	85.1	69	34	33	5	2	33	68	1.20	0	0
Scott Lyman	1	9	6.15	15	15	0	0	0	79.0	99	61	54	5	4	40	52	1.76	0	0
Kendry Flores	3	3	2.06	9	9	0	0	0	56.2	33	14	13	3	2	15	42	0.85	0	0
Brian Ellington	4	1	2.51	25	0	0	0	0	43.0	28	13	12	0	1	13	47	0.95	4	6
Craig Stem	2	4	2.93	32	1	0	0	0	43.0	39	20	14	4	2	17	35	1.30	9	7
Blake Logan	3	2	3.29	24	1	0	0	0	41.0	40	18	15	6	2	15	49	1.34	3	9
Juancito Martinez	2	2	5.35	32	0	0	0	7	38.2	34	26	23	3	3	30	18	1.66	2	19
Jarlin Garcia	1	3	4.91	7	7	0	0	0	36.2	38	24	20	4	0	17	35	1.50	0	0
Sean Donatello	0	4	4.05	28	0	0	0	14	33.1	32	18	15	2	0	11	26	1.29	0	24
Raudel Lazo	3	2	2.15	18	0	0	0	0	29.1	29	11	7	2	1	7	32	1.23	2	4
Lay Batista	0	2	4.18	19	0	0	0	1	28.0	17	14	13	1	8	17	22	1.21	2	10
Josh Hodges	1	2	5.81	9	3	0	0	0	26.1	24	18	17	2	2	15	17	1.48	0	2
Fabian Williamson	2	0	5.04	22	0	0	0	0	25.0	20	15	14	1	2	24	35	1.76	4	10
Casey McCarthy	0	3	7.40	16	0	0	0	0	24.1	33	20	20	4	1	13	15	1.89	1	7
Tyler Higgins	0	2	4.18	18	0	0	0	5	23.2	22	11	11	2	0	8	20	1.27	0	13
Frankie Reed	1	0	4.43	14	0	0	0	0	20.1	21	11	10	1	0	10	12	1.52	4	3
Greg Nappo	3	0	2.04	10	1	0	0	0	17.2	12	5	4	1	0	6	25	1.02	1	2
Alex Burgos	1	1	2.12	10	1	0	0	0	17.0	10	4	4	1	0	8	15	1.06	2	1
Scott McGough	0	0	2.70	10	0	0	0	0	13.1	14	5	4	1	0	6	4	1.50	0	4
Tyler Bremer	1	0	0.00	4	0	0	0	0	11.1	7	0	0	0	0	3	9	0.88	0	2
Cody Ege	0	0	1.08	5	0	0	0	0	8.1	4	2	1	1	0	2	11	0.72	1	0
CJ Robinson	0	0	2.16	3	0	0	0	0	8.1	4	2	2	0	0	5	4	1.08	0	1
Esmerling De La Rosa	1	0	7.11	3	0	0	0	0	6.1	8	5	5	0	2	4	4	1.89	0	0
Steve Cishek	0	0	0.00	5	0	0	0	2	6.0	5	0	0	0	0	0	4	0.83	2	3
Jose Jose	0	0	1.80	2	1	0	0	0	5.0	4	1	1	0	0	0	9	0.80	0	0
Jarred Cosart	0	0	1.80	1	1	0	0	0	5.0	3	1	1	0	0	6	6	1.80	0	0
Jose Fernandez	0	1	7.20	1	1	0	0	0	5.0	6	4	4	1	0	2	8	1.60	0	0
Jorgan Cavanerio	0	1	9.00	1	1	0	0	0	5.0	11	6	5	2	0	2	2	2.60	0	0
Kyle Barraclough	0	0	0.00	4	0	0	0	2	4.0	1	0	0	0	0	1	9	0.50	1	3
Kyle Fischer	0	1	12.27	3	0	0	0	1	3.2	4	5	5	2	0	1	4	1.36	1	1

Standings and Playoffs

NORTH DIVISION	AFF.	W	L	PCT	GB	ATT	MANAGER(S)
**Montgomery Biscuits	TBR	77	61	.558	-	232,466	Brady Williams
*Chattanooga Lookouts	MIN	76	61	.555	0.5	218,512	Doug Mientkiewicz
Tennessee Smokies	CHC	76	63	.547	1.5	277,606	Buddy Bailey
Birmingham Barons	CHW	69	70	.496	8.5	444,639	Julio Vinas
Jackson Generals	SEA	53	84	.387	23.5	136,918	Jim Horner/Roy Howell

SOUTH DIVISION	AFF.	W	L	PCT	GB	ATT	MANAGER(S)
*Biloxi Shuckers	MIL	78	59	.569	-	164,076	Carlos Subero
Mobile BayBears	ARI	70	67	.511	8.0	96,260	Robby Hammock
Mississippi Braves	ATL	69	67	.507	8.5	216,917	Aaron Holbert
**Pensacola Blue Wahoos	CIN	63	75	.457	15.5	305,063	Pat Kelly
JACKSONVILLE SUNS	MIA	57	81	.413	21.5	272,422	David Berg

* Won first half **Won second half ***Won both halves #Won Wild Card

PLAYOFFS: Chattanooga def. Montgomery 3-1. Biloxi def. Pensacola 3-0. Chattanooga def. Biloxi 3-2.

2016 Jacksonville Suns

Team Batting

Player	POS	G	AB	R	H	2B	3B	HR	RBI	TB	BB	SO	SB	CS	OBP	SLG	AVG	OPS	E
Kenny Wilson	CF	32	118	23	41	6	3	2	12	59	15	26	4	4	.421	.500	.347	.921	1
Moises Sierra	RF	82	268	44	90	16	3	9	37	139	30	45	6	3	.414	.519	.336	.932	6
Cam Maron	C	61	162	17	49	8	0	1	23	60	24	23	1	0	.392	.370	.302	.763	2
Ronnie Mitchell	RF	52	151	24	45	12	0	5	16	72	17	30	1	4	.373	.477	.298	.850	2
Matt Juengel	LF	21	74	10	21	2	1	1	11	28	3	6	1	2	.304	.378	.284	.682	3
J.T. Riddle	3B	101	389	49	108	18	4	3	51	143	33	72	5	1	.332	.368	.278	.699	7
Alex Glenn	CF	62	214	28	59	10	1	8	37	95	16	47	0	1	.328	.444	.276	.772	3
Yefri Perez	CF	84	328	49	85	7	3	1	28	101	39	66	39	11	.334	.308	.259	.642	10
Peter Mooney	SS	119	399	45	103	16	1	4	29	133	41	44	3	3	.331	.333	.258	.664	8
Chris Curley	1B	85	282	27	69	12	1	7	41	104	28	81	1	1	.326	.369	.245	.695	7
Brian Anderson	3B	86	301	38	73	9	1	8	40	108	36	59	0	0	.330	.359	.243	.689	22
Austin Dean	LF	130	480	60	114	23	5	11	67	180	48	110	1	2	.307	.375	.238	.682	5
Francisco Arcia	C	75	250	15	58	11	1	1	18	74	25	60	0	1	.318	.296	.232	.614	5
Danny Muno	3B	8	18	2	4	0	0	0	0	4	4	4	0	0	.364	.222	.222	.586	3
Brady Shoemaker	LF	72	258	32	56	11	0	6	29	85	35	64	0	0	.320	.329	.217	.649	4
James Roberts	2B	72	181	19	38	5	0	0	11	43	22	36	1	2	.315	.238	.210	.552	4
Garrett Weber	2B	56	154	12	32	4	1	2	16	44	16	36	0	0	.285	.286	.208	.571	4
Avery Romero	2B	36	100	13	19	3	2	1	10	29	15	17	2	0	.299	.290	.190	.589	7
Jeremias Pineda	RF	61	203	24	37	4	1	0	9	43	22	77	17	8	.271	.212	.182	.483	0
Sharif Othman	C	35	102	9	18	4	2	0	4	26	8	32	0	0	.236	.255	.176	.491	4
Derek Dietrich	2B	5	18	2	3	0	0	0	0	3	2	7	0	0	.318	.167	.167	.485	1

Team Pitching

Player	W	L	ERA	G	GS	CG	SHO	SV	IP	H	R	ER	HR	HB	BB	SO	WHIP	HLD	GF
Patrick Johnson	8	7	3.37	31	21	0	0	0	128.1	120	55	48	15	5	33	113	1.19	0	0
Jake Esch	10	9	4.03	22	22	0	0	0	118.1	117	53	53	8	5	37	82	1.30	0	0
Austin Brice	4	7	2.89	27	13	0	0	2	93.1	79	39	30	5	7	29	79	1.16	2	4
Chris Mazza	6	5	4.16	19	14	0	0	0	80.0	78	41	37	8	3	28	51	1.33	0	0
Tyler Higgins	3	5	3.45	44	0	0	0	0	73.0	65	31	28	6	5	19	45	1.15	6	18
Matt Tomshaw	4	4	3.63	15	14	1	0	0	72.0	65	34	29	5	1	16	85	1.13	0	0
Hunter Adkins	2	5	5.04	22	11	0	0	1	69.2	70	42	39	12	2	22	60	1.32	1	4
Tyler Bremer	5	4	3.08	36	0	0	0	3	61.1	48	25	21	5	4	24	49	1.17	5	12
Matt Tracy	2	5	4.61	12	11	0	0	0	54.2	63	37	28	7	2	17	38	1.46	0	0
Sean Donatello	3	1	3.40	46	0	0	0	7	50.1	48	19	19	1	4	12	26	1.19	4	26
Tyler Kinley	2	2	3.96	36	0	0	0	5	50.0	44	23	22	3	3	20	51	1.28	8	19
Ryan Chaffee	2	3	3.19	29	0	0	0	2	42.1	41	19	15	0	4	19	40	1.42	5	9
Jarlin Garcia	1	3	4.54	9	9	0	0	0	39.2	38	22	20	4	2	11	27	1.24	0	0
Drew Steckenrider	1	0	1.48	24	0	0	0	6	30.1	12	5	5	0	1	10	39	0.73	2	14
Dillon Peters	3	0	1.99	4	4	0	0	0	22.2	17	5	5	2	0	4	16	0.93	0	0
Tim Berry	0	3	9.28	9	4	0	0	0	21.1	40	25	22	0	5	10	19	2.34	0	0
Scott Lyman	0	2	5.09	11	1	0	0	0	17.2	18	11	10	0	1	10	11	1.58	1	1
Jose Jose	1	3	9.37	13	0	0	0	0	16.1	20	17	17	5	1	5	22	1.53	0	4
Victor Araujo	1	1	3.38	9	0	0	0	1	16.0	18	7	6	1	1	11	12	1.81	0	4
Travis Ballew	1	1	5.28	11	0	0	0	0	15.1	10	10	9	1	3	9	8	1.24	1	3
Chris Reed	1	0	3.07	4	2	0	0	0	14.2	12	5	5	0	2	5	11	1.16	0	0
Tayron Guerrero	1	1	1.93	12	0	0	0	4	14.0	11	3	3	0	2	3	15	1.00	0	10
Luis Castillo	0	2	3.86	3	3	0	0	0	14.0	12	9	6	1	1	7	12	1.36	0	0
Raudel Lazo	0	1	3.09	10	0	0	0	2	11.2	10	4	4	0	1	1	8	0.94	2	4
Asher Wojciechowski	1	0	2.53	2	2	0	0	0	10.2	9	3	3	0	2	1	9	0.94	0	0
Ivan Pineyro	0	2	11.57	3	3	0	0	0	9.1	18	12	12	2	0	4	1	2.36	0	0
Matt Ramsey	0	0	2.00	6	0	0	0	0	9.0	8	2	2	0	0	5	12	1.44	0	3
Ryan Newell	0	0	9.39	2	2	0	0	0	7.2	12	8	8	3	0	3	3	1.96	0	0
Blake Logan	0	0	9.00	3	1	0	0	0	6.0	7	6	6	1	1	3	3	1.67	0	1
Chipper Smith	0	0	15.00	3	0	0	0	0	6.0	11	10	10	2	2	2	3	2.17	0	0
Kendry Flores	0	0	1.59	1	1	0	0	0	5.2	7	1	1	0	0	0	4	1.24	0	0
Cory Luebke	0	0	0.00	2	0	0	0	0	4.0	5	0	0	0	1	0	3	1.25	1	0
Eric Jokisch	0	0	0.00	1	1	0	0	0	4.0	2	0	0	0	1	0	5	0.50	0	0
Hunter Cervenka	0	0	2.25	3	0	0	0	0	4.0	1	1	1	0	1	2	4	0.75	0	0
James Roberts	1	0	0.00	1	0	0	0	0	2.0	0	0	0	0	0	0	1	0.00	0	1
Esmerling De La Rosa	0	0	0.00	1	0	0	0	0	1.0	0	0	0	0	0	0	1	0.00	0	0
Andre Rienzo	0	0	27.00	1	0	0	0	0	1.0	3	3	3	1	0	0	2	3.00	0	0
James Buckelew	0	0	0.00	1	0	0	0	0	1.0	2	0	0	0	0	1	0	3.00	0	1

Standings and Playoffs

NORTH DIVISION	AFF.	W	L	PCT	GB	ATT	MANAGER
*Jackson Generals	SEA	84	55	.604	-	126,116	Daren Brown
**Montgomery Biscuits	TBR	76	64	.543	8.5	230,742	Brady Williams
Chattanooga Lookouts	MIN	75	65	.536	9.5	223,517	Doug Mientkiewicz
Tennessee Smokies	CHC	58	81	.417	26.0	293,694	Mark Johnson
Birmingham Barons	CHW	49	91	.350	35.5	418,361	Ryan Newman

SOUTH DIVISION	AFF.	W	L	PCT	GB	ATT	MANAGER
***Pensacola Blue Wahoos	CIN	81	59	.579	-	302,340	Pat Kelly
#Mississippi Braves	ATL	73	65	.529	7.0	190,130	Luis Salazar
Biloxi Shuckers	MIL	72	67	.518	8.5	180,384	Mike Guerrerot
Mobile BayBears	ARI	65	73	.471	15.0	96,185	Robby Hammock
JACKSONVILLE SUNS	MIA	63	76	.453	17.5	264,401	David Berg

* Won first half **Won second half ***Won both halves #Won Wild Card

PLAYOFFS: Jackson def. Montgomery 3-1. Mississippi def. Pensacola 3-1. Jackson def. Mississippi 3-0.

Shrimp in MLB 2016

Arizona Diamondbacks
Kyle Jensen 2011-13

Atlanta Braves
Matt Kemp 2006

Chicago Cubs
Chris Coghlan 2011
David Ross 2001

Chicago White Sox
Dan Jennings 2009-11

Cincinnati Reds
Ivan De Jesus, Jr. 2008
Anthony DeSclafani 2013-14
Jumbo Diaz 2006

Cleveland Indians
Andrew Miller 2009-10

Detroit Tigers
Anibal Sanchez 2009

Houston Astros
Jake Marisnick 2013

Kansas City Royals
Brian Flynn 2012-13

Los Angeles Angels
Jose Alvarez 2011-12
Cody Ege 2015
Andrew Heaney 2013-14

Los Angeles Dodgers
Austin Barnes 2013-14
Grant Dayton 2012-14
A.J. Ellis 2006-07
Chris Hatcher 2009-11
Clayton Kershaw 2007-08

Miami Marlins
Kyle Barraclough 2015
Adam Conley 2013
Jarred Cosart 2015
Cody Ege 2015
Brian Ellington 2015
Jose Fernandez 2015
Tom Koehler 2010
Jeff Mathis 2013, 2015
Bryan Morris 2015
Justin Nicolino 2013-14
Marcell Ozuna 2013
A.J. Ramos 2012, 2014
J.T. Realmuto 2013-14
Giancarlo Stanton 2009-10
Jose Urena 2014
Nick Wittgren 2013-15
Christian Yelich 2013

Milwaukee Brewers
Jhan Marinez 2010-11

New York Mets
James Loney 2004-05
Rene Rivera 2008
Justin Ruggiano 2005-06

New York Yankees
Nathan Eovaldi 2013
Andrew Miller 2009-10
Alex Rodriguez 1994

Philadelphia Phillies
A.J. Ellis 2006-07

Pittsburgh Pirates
Arquimedes Caminero 2012-13
Michael Morse 2015
Trevor Williams 2014-15

Oakland Athletics
Mark Canha 2013
Chris Coghlan 2011
Andrew Lambo 2008
Zach Neal 2012
Jake Smolinski 2011-13

San Diego Padres
Jarred Cosart 2015
Brad Hand 2010-11
Edwin Jackson 2003, 2005

Seattle Mariners
Franklin Gutierrez 2003
Steve Cishek 2010, 2015
Steve Johnson 2006

St. Louis Cardinals
Jonathan Broxton 2005

Tampa Bay Rays
Logan Morrison 2009, 2013

Texas Rangers
Sam Dyson 2013
Justin Ruggiano 2005-06

Toronto Blue Jays
Matt Dominguez 2009-11
Russell Martin 2005

Year listed represents time spent in Jacksonville.

Media Guidelines

Media members can access digital copies of the credential application, media guide, and game notes online at anytime at jaxshrimp.com/shrimpmedia

Credentials:

Credentials are issued only to working media for the purpose of covering the Jacksonville Jumbo Shrimp and are available to any media outlet on a seasonal or game-by-game, basis. Making a request for media credentials is easy. Please call or email the Jacksonville Jumbo Shrimp, care of Roger Hoover or Marco LaNave and include your name, media affiliation, a telephone number where we can reach you and your reason for requesting the credential. Once at the Baseball Grounds, please wear your credential at all times.

Credential Requests:
Request by Phone.....(904) 224-8534
Request by Email .....rogerh@jaxshrimp.com or marco@jaxshrimp.com

Press Box Guidelines:

The press box at the Baseball Grounds is restricted to working media only. It is important to remember that the press box is a working environment, thus the press box is not a place for family or friends. Press box rules are strictly enforced. Also as a working press box, cheering for the Jumbo Shrimp or opponent is strictly prohibited. Press box personnel should also maintain a professional apperance at all times.

Access to players:

Players are typically available before batting practice for on-field interviews and after each game on the field or outside the clubhouse. The clubhouse is a restricted area. No family or friends are allowed in the clubhouse and autographs are absolutely NOT ALLOWED. Anyone seeking autographs in the clubouse postgame, or at any time/place, will be removed from the facility and future media access will be limited. After each game there will be a brief cooling-off period before access to clubhouse by members of the media is allowed. The Jumbo Shrimp media staff will determine when the media can enter the clubhouse.

Pregame/Postgame:

Lineups, stats, rosters and game notes will be available before all 70 games at the Baseball Grounds for credentialed members of the media, broadcasters and scouts ONLY. The pregame printouts are available in folders next to the door to the right when entering the press box. Game recaps will be emailed after each game, all 140 contests, to members of the media that are on our press distribution list. To have your email address added to our list, please email the Shrimp at the address listed above.

On-Field Photography:

Only media members with professional photography equipment, including attached lenses and cameras such as Nikons or Canons are permitted on the field from batting practice through the end of the game. Smartphones alone do not count as professional photography equipment. Violations of this rule can result in immediate suspension of media credentials.

Media Meal:

Catering for media will be served in the main press box approximately one hour and 30 mintues prior to first pitch. Only working members of the media will be served. Bottled drinks will be available throughout the game in the main press box. Please make advance arrangements if you need special consideration. Only media, Shrimp and Marlins staff members are allowed to eat the media meal. .

2017 BASEBALL GROUNDS OF JACKSONVILLE PRE-GAME TIMES

GAME TIMES	SHRIMP INFIELD	SHRIMP BP	VISITORS BP	VISITORS INFIELD	FIELD PREP
7:05	4:00 – 4:15	4:15 – 5:00	5:10 – 5:55	5:55 – 6:10	6:10 – 7:00
6:35	3:30-3:45	3:45-4:30	4:40-5:25	5:25-5:40	5:40-6:30
6:05	3:00 – 3:15	3:15 – 4:00	4:10 –4:55	4:55 – 5:10	5:10 – 6:00
3:05	12:00 – 12:15	12:15 – 1:00	1:10 – 1:55	1:55 – 2:10	2:10 – 3:00
2:05	11:00 – 11:15	11:15 – 12:00	12:10 – 12:55	12:55 – 1:10	1:10 – 2:00
12:05	11:00 – 11:15			11:15 – 11:30	11:30 – 12:00
11:05	10:00 – 10:15			10:15 – 10:30	10:30 – 11:00

SPECIAL NOTE FOR FIELD MANAGERS, COACHES, TRAINERS AND ROVING INSTRUCTORS

Due to certain commitments for special pre-game on-field activities on selected dates, the batting practice and infield schedules may be altered or cancelled altogether. In most cases, the Shrimp indoor batting tunnels will be made available for batting practice during your designated time. The Shrimp will make every effort to inform you ahead of time. However, please contact the General Manager upon your arrival in Jacksonville to confirm field availability.

Shrimp Media Contact Information

Television	Contact	Phone	Email
WJXT-TV Channel 4	Sam Kouvaris	(904) 393-9844	skouvari@wjxt.com
	Brian Jackson	(904) 393-9844	bjackson@wjxt.com
WJXX-TV/WTLV-TV; 12/25	Chris Porter	(904) 633-8806	chporter@firstcoastnews.com
	Alyssa Lang	(904) 633-8806	alang@firstcoastnews.com
	Brian Chojnacki	(904) 633-8806	bchojnacki@firstcoastnews.com
WTEV-TV/WAWS-TV; 47/30	Brent Martineau	(904) 564-1599	bmartineau@actionnewsjax.com
	Dan Hicken	(904) 564-1599	dhicken@actionnewsjax.com
	Stuart Webber	(904) 564-1599	swebber@actionnewsjax.com
	Drew Copley	(904) 564-1599	dcopley@actionnewsjax.com

Radio	Contact	Phone	Email
WFXJ-AM - 930	Seth Harp	(904) 998-3061	sethharp@iheartmedia.com
WJXL-FM/AM - 92.5/1010 XL	Mike Dempsey	(904) 641-1011	miked@1010xl.com
	Frank Frangie	(904) 641-1011	frankf@1010xl.com
	Chad Scott	(904) 641-1011	chadds@1010xl.com
WOKV-AM/FM 690/104.5	Rich Jones	(904) 245-8866	rich.jones@coxinc.com

Newspaper	Contact	Phone	Email
Florida Times-Union	Jeff Elliott	(904) 307-0960	jeff.elliott@jacksonville.com
	Chet Fussman (ed.)	(904) 359-4574	chet.fussman@jacksonville.com
	Gene Frenette (col)	(904) 359-4940	gene.frenette@jacksonville.com
Florida Star	Mike Bonts	(904) 424-6641	mbonts@jacksonvillesportsday.com
Beaches Leader	David Rosenblum	(904) 249-9033	sports@beachesleader.com
Financial News & Daily Record	Marilyn Young	(904) 356-2466	myoung@jaxdailyrecord.com

Meal Partners

The Jacksonville Jumbo Shrimp are proud to work with local restaurants to provide meals for the press box and front office staff throughout the 2017 season. Below are partnerships in place as of March 20, 2017 for this upcoming season, with additional partnerships announced closer to Opening Day.

CARRABBA'S ITALIAN GRILL

MAGGIANO'S LITTLE ITALY

BEACH ROAD Chicken Dinners

MOJO BAR-B-QUE "A Southern Blues Kitchen"

Shrimp Show

For each home game, the Shrimp Baseball Network will produce “Shrimp Show” a program with the latest Jacksonville Jumbo Shrimp news. Hosted by Roger Hoover and Marco LaNave, this show will feature highlights, interviews with players and coaches, as well as a detailed look around the Southern League. Shrimp Show will be shown on the videoboard at the Baseball Grounds for home games, and as always online on the Shrimp YouTube page, as well on Facebook and Twitter.

Shrimp Live

“Shrimp Live” is a daily show on Facebook Live and Periscope that takes fans inside the stadium an hour before first pitch. Roger Hoover and Marco LaNave break down Shrimp headlines for the day, talk with opposing broadcasters and media members, plus take a trip to the concourse to check out that day’s ballpark flavor. “Shrimp Live” will also be available for road games this season.

On Radio and Internet

Every game of the inaugural season of Jacksonville Jumbo Shrimp baseball will be live on radio and online, as the Jumbo Shrimp Network is again partnering with Delmarva Educational Association Corporation, to carry all 140 regular season games – beginning April 6 – and potential playoff dates on the flagship station, FM 100.3 and AM 1600 The Biz.

2017 Jacksonville Jumbo Shrimp Broadcast Team

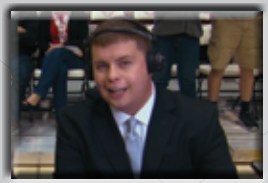

Roger Hoover

Marco LaNave

The Jumbo Shrimp Network gives fans free, live online broadcasts of all games at jaxshrimp.com and the TuneIn app. Every home game will stream live and on-demand on MiLB.TV. Subscription to MiLB.TV includes access to game video streams across Minor League Baseball. All Jumbo Shrimp home games on MiLB.TV will carry the broadcast heard on 100.3 The Biz."100.3 The Biz is proud to partner with The Jacksonville Jumbo Shrimp," said 100.3 The Biz Station Manager Gary Walsh. "We are always looking for great family fun and nobody does it better than the Jumbo Shrimp!"

In addition to comprehensive pregame (15 minutes before scheduled first pitch) and postgame shows, the Jumbo Shrimp Network will again offer fans The Jumbo Shrimp Podcast, along with video and written features at medium.com/jaxshrimp.

Jumbo Shrimp Director of Broadcasting Roger Hoover returns for his sixth season as the play-by-play voice of Jacksonville baseball and will announce each game this season. Hoover is entering his tenth season broadcasting professional baseball. The past two years he has contributed play-by-play for Miami Marlins spring training baseball on the Marlins Radio Network's MLB.com audio stream for select big league games.

"I'm very excited about our partnership with The Biz for what is the most enthusiastically anticipated season in Jacksonville baseball history," Hoover said. "They will be a great radio home for us as we deliver the most fan-friendly radio broadcast in baseball. Fans will have a lot of fun with us as we use innovative ways to get them more involved with our broadcast and the Jumbo Shrimp."

Joining Hoover on the radio will be Jumbo Shrimp Media and Public Relations Manager Marco LaNave, who is in his second season in Jacksonville after spending the previous four years as head of media relations and lead play-by-play broadcaster with the Quad Cities River Bandits in Davenport, Iowa. Cody DeLettre and Jacob Lovelace will produce games from the Jumbo Shrimp Studios.

Roger Hoover
Director of Broadcasting
rogerh@jaxshrimp.com
@Roger_Hoover

Roger Hoover is in his sixth season as the Director of Broadcasting and radio play-by-play announcer for the Jacksonville Jumbo Shrimp and tenth season broadcasting professional baseball. He serves as the radio play-by-play broadcaster for all 140 games and is the liaison between Shrimp players and staff with the Jacksonville media and fans.

Hoover began broadcasting professional baseball for his hometown Kingsport (Tenn.) Mets of the Appalachian League in 2008. He was a broadcast assistant with the Tennessee Smokies for three seasons - beginning in 2009 before joining the Suns. In his first eight seasons in the Southern League, he provided play-by-play in four Southern League Championship Series and was part of radio coverage for three All-Star Games and two editions of the Rickwood Classic in Birmingham, Ala. He has also provided play-by-play for Miami Marlins spring training baseball for the past two years on Marlins.com through the Marlins Radio Network.

Hoover graduated from the University of Tennessee in 2010 and has served his alma mater as a broadcaster and reporter for numerous Volunteer sports since his broadcasting career began with the Vol Network in 2006. He previously provided play-by-play for Carson-Newman University basketball and Maryville College football and basketball. Currently in the baseball offseasons, Hoover is the radio play-by-play broadcaster for University of Alabama women's basketball on the Crimson Tide Sports Network, and provides play-by-play for SEC Network+ basketball, baseball, softball, soccer, and volleyball.

Marco LaNave
Media & Public Relations Manager
marco@jaxshrimp.com
@LaNaveM

Marco works to serve the media locally, regionally and nationally and facilitates their coverage of the Jumbo Shrimp organization. He coordinates the Jumbo Shrimp presence on a variety of media platforms and is also on the Jumbo Shrimp radio broadcast team for home games.

One of two brothers and a native of St. Cloud, Minn., Marco earned a bachelor's degree in chemistry and graduated magna cum laude from the University of Minnesota and also completed a science-writing internship at the Princeton (N.J.) Plasma Physics Laboratory. He was a radio production assistant with the Minnesota Twins in 2011, and he moved to Davenport, Iowa, in 2012 to work for the Quad Cities River Bandits (Class-A Midwest League). In the Quad Cities, he was the head of media relations and lead play-by-play broadcaster for four years with the River Bandits. He also broadcasted local high school football and basketball.

New to the Sunshine State - and south of all his family - when he moved to Jacksonville in December 2015, Marco is an active member of the Catholic Church and a fourth-degree member of the Knights of Columbus. He has also been a regular volunteer for Junior Achievement and a blood and platelet donor.

Cody DeLettre
Media Specialist/Network Producer
andrewg@1010xl.com
@CodyDeLettre

Cody DeLettre is entering his seventh season working for the Jacksonville Jumbo Shrimp, and his first as the Media Specialist/Network Producer. DeLettre, a native of Jacksonville previously worked for the club as a batboy for three seasons and the last three years as a stats stringer for MiLB.com Gameday.

In DeLettre's time away from the ballpark, he's finishing work toward a degree in Graphic Design and Digital Media from Florida State College of Jacksonville.

Jacob Lovelace
Production Assistant
@lovelace_jake

Jacob Lovelace is in his first year as a production assistant for the Jacksonville Jumbo Shrimp. In this role he assists the Jumbo Shrimp Network by helping produce radio broadcasts from the Jumbo Shrimp Network studios, and occasionally will be seen at the Baseball Grounds in the radio booth.

Lovelace is a native of Jacksonville, Florida. He is a student at the University of North Florida, seeking a bachelor's degree in Multimedia Journalism. At UNF, Lovelace assists in the production of ESPN3 broadcasts as well as anchoring for the campus television and radio stations.

Shrimp Online

Jaxshrimp.com

The Jacksonville Jumbo Shrimp can be found on the Internet at jaxshrimp.com. The website offers fans the most comprehensive baseball information about the Jacksonville Jumbo Shrimp available on-line. Some of the features on the Shrimp official website include the most up-to-date statistics, game summaries, and exclusive features about Jacksonville Jumbo Shrimp events and programs, including on-line ticket sales, baseball merchandise, live radio broadcasts of every game, pitch-by-pitch enactment of games, and video highlights. For more information, visit www.jaxshrimp.com

Watch the Jumbo Shrimp on MiLB.TV

Throughout the 2017 season, the Jacksonville Jumbo Shrimp will stream each game on the Internet. The Jumbo Shrimp Network will team up with Major League Baseball Advanced Media (MLBAM) to bring fans the most reliable online coverage of the Jumbo Shrimp. The Shrimp will also stream all home games during the 2017 season on MiLB.TV. The web stream will include the Jumbo Shrimp Network's radio broadcast. MLBAM may require fans to sign up for the service; however, listening to the Shrimp broadcasts on the World Wide Web will remain free.

Jumbo Shrimp on Medium

Quick and breaking news from the Jumbo Shrimp can be found on Medium, one of the fastest growing blog social networks on the web. Just go to medium.com/jacksonville-jumbo-shrimp to find news such as roster moves and important team information.

The Jumbo Shrimp Podcast

Back for a third season is The Jumbo ShrimpPodcast. Featuring in-depth interviews and discussions about the Shrimp from Jumbo Shrimp Network staff members plus players, coaches, and members of the media. The podcast will be available on SoundCloud as well as on iTunes.

Interact with the Shrimp with Social Media

The Jacksonville Jumbo Shrimp are on the cutting edge of the social media front with friends, followers and subscribers growing everyday. Keep up-to-date on all things Shrimp, by visiting our Facebook, Instagram, Twitter and YouTube pages. Write on our wall and stay up-to-date with us via our status updates by visiting our Facebook page. Get the most up-to-date Jumbo Shrimp information from weather at the ballpark, to player transactions, to special ticket discounts or promotions by following @JaxShrimp on Twitter. Stay up-to-date via our blogs, bulletins and photo albums from the 2017 season at our Facebook page. The Shrimp YouTube page will feature comprehensive coverage of the team, as well as special promotions at the ballpark.

MiLB First Pitch App

The Jumbo Shrimp can now be accessed directly from you handheld devices. Fans can download the MiLB First Pitch app for iPhone, iPad, and iPod touch, as well as Android devices. Get stats, scores, news, and videos for the Jumbo Shrimp along with all 160 minor league teams. Get push notifications for the Shrimp as well as other Marlins minor leauge affiliates and you can customize your experience to focus on the Shrimp and the Southern League. Also download the MiLB Inside the Park app to enhance your experience at the Baseball Grounds.

Internet: www.jaxshrimp.com **Facebook:** Jacksonville Jumbo Shrimp **Twitter:** @JaxShrimp
Intstagram: @jaxshrimp **Blog**: medium.com/jaxshrimp **Snapchat**: jaxshrimp