


RAILRIDERS™



SCRANTON/WILKES-BARRE RAILRIDERS

2021 SCHEDULE



MAY

S	M	T	W	T	F	S
						1
2	3	4	5	6	7	8
		@SYR 6:35P	@SYR 6:35P	@SYR 6:35P	@SYR 6:35P	@SYR 6:35P
9	10	11	12	13	14	15
@SYR 1:05P		LHV 6:35P	LHV 6:35P	LHV 6:35P	LHV 6:35P	LHV 4:05P
16	17	18	19	20	21	22
LHV 1:05P		@ROC 7:05P	@ROC 1:05P	@ROC 7:05P	@ROC 7:05P	@ROC 5:05P
23	24	25	26	27	28	29
@ROC 1:05P		BUF 6:35P	BUF 6:35P	BUF 6:35P	BUF 6:35P	BUF 4:05P
30	31					
BUF 1:05P						

JULY

S	M	T	W	T	F	S
				1	2	3
				@WOR 6:35P	@WOR 6:35P	@WOR 4:05P
4	5	6	7	8	9	10
@WOR 6:35P		SYR 7:05P	SYR 7:05P	SYR 7:05P	SYR 7:05P	SYR 6:05P
11	12	13	14	15	16	17
SYR 1:05P		@WOR 6:35P	@WOR 6:35P	@WOR 6:35P	@WOR 6:35P	@WOR 4:05P
18	19	20	21	22	23	24
@WOR 1:05P		ROC 7:05P	ROC 7:05P	ROC 7:05P	ROC 7:05P	ROC 6:05P
25	26	27	28	29	30	31
ROC 1:05P		@SYR 6:35P	@SYR 6:35P	@SYR 6:35P	@SYR 6:35P	@SYR 6:35P

SEPTEMBER

S	M	T	W	T	F	S
			1	2	3	4
			BUF 7:05P	BUF 7:05P	BUF 7:05P	BUF 6:05P
5	6	7	8	9	10	11
BUF 1:05P		ROC 7:05P	ROC 7:05P	ROC 7:05P	ROC 7:05P	ROC 6:05P
12	13	14	15	16	17	18
ROC 1:05P		@LHV 7:05P	@LHV 7:05P	@LHV 7:05P	@LHV 7:05P	@LHV 6:35P
19	20	21	22	23	24	25
@LHV 1:35P						
26	27	28	29	30		

JUNE

S	M	T	W	T	F	S
		1	2	3	4	5
		LHV 6:35P	LHV 6:35P	LHV 6:35P	LHV 6:35P	LHV 4:05P
6	7	8	9	10	11	12
LHV 1:05P		@TRN 7:00P	@TRN 7:00P	@TRN 7:00P	@TRN 7:00P	@TRN 6:30P
13	14	15	16	17	18	19
@TRN 1:00P		SYR 7:05P	SYR 7:05P	SYR 7:05P	SYR 7:05P	SYR 6:05P
20	21	22	23	24	25	26
SYR 1:05P		@LHV 7:05P	@LHV 7:05P	@LHV 7:05P	@LHV 7:05P	@LHV 6:35P
27	28	29	30			
@LHV 1:35P		@WOR 6:35P	@WOR 6:35P			

AUGUST

S	M	T	W	T	F	S
1	2	3	4	5	6	7
@SYR 1:05P		WOR 7:05P	WOR 7:05P	WOR 7:05P	WOR 7:05P	WOR 6:05P
8	9	10	11	12	13	14
WOR 1:05P		LHV 7:05P	LHV 7:05P	LHV 7:05P	LHV 7:05P	LHV 6:05P
15	16	17	18	19	20	21
LHV 1:05P		@WOR 6:35P	@WOR 6:35P	@WOR 6:35P	@WOR 6:35P	@WOR 4:05P
22	23	24	25	26	27	28
@WOR 1:05P		@LHV 7:05P	@LHV 7:05P	@LHV 7:05P	@LHV 7:05P	@LHV 6:35P
29	30	31				
@LHV 1:35P		BUF 7:05P				

2021 Triple-A Northeast Opponents

BUF
TRN

Buffalo Bisons
Trenton Thunder (Toronto Blue Jays)

LHV

Lehigh Valley IronPigs (Philadelphia Phillies)

ROC

Rochester Red Wings (Washington Nationals)

SYR

Syracuse Mets (New York Mets)

WOR

Worcester Red Sox (Boston Red Sox)

DON'T MISS IT!

TABLE OF CONTENTS

GENERAL INFORMATION

Front Office Directory	3
PNC Field Information.....	4
PNC Field Ground Rules.....	5
Media Policies.....	6
Team and Affiliate Information	7
RailRiders Media Outlets.....	8
RailRiders Radio Broadcasts.....	9
Triple-A East Media Contacts.....	10

2021 RAILRIDERS MANAGER, COACHES & STAFF

Manager, Doug Davis.....	12
SWB RailRiders Managerial History	13
Field Staff	14-15

2021 RAILRIDERS PLAYERS

Player Bios	17-44
-------------------	-------

2021 TRIPLE-A EAST

Triple-A Information	46
Triple-A Northeast	47-51
Triple-A Midwest.....	52-55
Triple-A Southeast.....	54-59

2019 YEAR-IN-REVIEW

Individual Statistics.....	61
Game-by-Game Results.....	62-63
Transactions Log.....	64-65
International League Year-in-Review.....	66-67
2020 Draft & Yankees Prospects.....	68

ALL-TIME ROSTER, HITTING STATISTICS & PITCHING STATISTICS

All-Time SWB Roster.....	70-73
All-Time SWB Hitting Statistics.....	74-80
All-Time SWB Pitching Statistics.....	81-87

TEAM, INDIVIDUAL & POSTSEASON RECORDS

Head-to-Head Records	89
All-Time Record Breakdown	90-91
Single-Game Team Records	92
Individual Hitting Records.....	93-95
Team Hitting Records.....	96-97
Individual Pitching Records.....	98-99
Team Pitching Records	100-101
Miscellaneous Records.....	102
Playoff Records	103-105
Yearly Hitting Leaders.....	106-107
Yearly Pitching Leaders.....	108-109
Hitting Career Top-10.....	110
Pitching Career Top-10.....	111

MISCELLANEOUS INFORMATION

Grand Slam History	113
MLB Rehabbers	114
SWB Weekly Award Winners	115
International League All-Stars & MVPs	116-117
Home & Season Openers	118
Franchise Firsts.....	119
Attendance History	120
Organizational Awards	121
Miscellaneous Accomplishments	122-24

GENERAL INFORMATION



RAILRIDERS FRONT OFFICE

PNC Field
235 Montage Mountain Road
Moosic, PA 18507

PHONE: (570) 969-2255
FAX: (570) 963-6564
WEBSITE: www.swbrailriders.com
E-MAIL: info@swbrailriders.com



EXECUTIVE STAFF:

John Adams President
Katie Beekman General Manager

BROADCASTING, MEDIA RELATIONS & MARKETING:

Adam Marco Director of Communications/Broadcaster
Joe Vasile Media Relations Manager/Broadcaster

COMMUNITY RELATIONS:

Jordan Madoye Director of Community Relations

CORPORATE SERVICES:

Kristina Knight Senior Director, Corporate Services & Design

FINANCE & ACCOUNTING:

Patrick Cawley Staff Accountant

GAME ENTERTAINMENT

Justin Guthrie Director of Fun & Games
Brendan Bauer Video Production Coordinator
Ian Manglaviti Production Manager

STADIUM OPERATIONS:

Ryan Long Director of Ballpark Operations
Nick Bolka Stadium Operations Manager
Steve Horne Director of Field Operations
Dustin Spiegel Assistant Groundskeeper

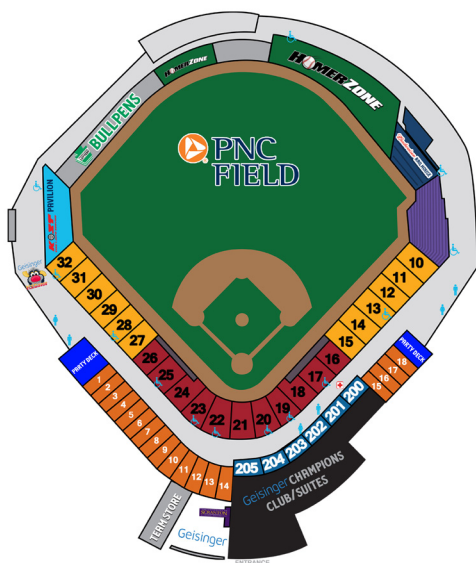
TICKET SALES:

Felicia Adamus Senior Director of Ticket Operations
Kelly Cusick Director of Season Ticket Sales & Service
Tyler Movessian Account Executive, Client Retention
Michael Harvey Director of Group Sales
Michael Didato Account Executive, Group Sales
Robby Judge Director of Youth Baseball & Sports Sales
Tim Duggan Premium Sales Manager
Sean Allison Account Executive, Premium Sales
Mike Phipps Account Executive, Premium Sales

The 2021 Scranton/Wilkes-Barre RailRiders Media Guide was compiled and edited by Adam Marco, Joe Vasile and Adam Giardino. All information and statistics are current through March 1, 2021. Certain statistics are courtesy MLBAM. Photo credits to Todd Hiller, Tim Dougherty, Cheryl Pursell and Michael Majewski.



PNC FIELD INFORMATION



DIMENSIONS:

Left Field	326'
Left-Center Field	371'
Center Field	408'
Right-Center Field	371'
Right Field	330'

PNC FIELD CAPACITY:

Seated	6,700
Total	~10,000

FORMERLY:

Lackawanna County Stadium
(1989-2006)

Grand Opening:	April 26, 1989 vs. Norfolk (9-2 loss)
Architect:	GSGSB Inc.; EwingCole (Renovation, 2012)
General Contractor:	Melon Stuart Construction; Alvin H. Butz, Inc.(Renovation)
Field Renovation:	Carolina Green Corporation (2017)
Playing Surface:	Grass
Infield:	65% Clay 17.5% Silt 17.5% Sand
Grass:	100% Kentucky Bluegrass
Warning Track:	SAF Track
Suites:	14 Suites, plus Club Level
Video Boards:	Daktronics



PNC Field was originally known as Lackawanna County Stadium when it opened on April 26, 1989. The artificial turf stadium was used as a multipurpose facility. Under the Phillies umbrella, the SWB Red Barons called Lackawanna County Stadium home from 1989-2006.

A new affiliation with the New York Yankees took hold and the SWB Yankees opened a new era at the stadium in 2007.

The club began a new era as the RailRiders by opening a freshly renovated PNC Field in 2013. The inaugural season of the RailRiders saw over 430,000 spectators pass through the gates, the highest turnout since 2008.

PNC FIELD GROUND RULES

1. Any batted or thrown ball that enters the dugout or strikes any equipment inside the dugout area is considered to be a dead ball and one base will be awarded.
2. Any thrown ball that strikes the protective screen in front of the dugouts will be considered a live ball. Should it enter the dugout area and return to the field of play or become lodged it will be considered a dead ball and one base will be awarded.
3. Any batted or thrown ball that becomes lodged under a bullpen area bench is considered to be a dead ball and one additional base will be awarded.
4. Any batted or thrown ball that becomes lodged in the tarp or enters the tarp cylinder shall be considered a dead ball and one additional base will be awarded.
5. No defensive player shall be permitted to place any footing on the tarp or tarp cylinder. A player may lean on the tarp.
6. A fairly batted or thrown ball lodged in the protective padding on the outfield wall shall result in two bases awarded.
7. A batted ball that hits the padding and bounces over the wall shall result in two bases awarded.
8. Any batted ball that becomes lodged in or beneath the outfield gate will be considered a dead ball and two bases shall be awarded.
9. A fly ball that hits the yellow line on the outfield wall and then goes over the wall is a home run. A fly ball that hits the yellow line on the outfield wall and then goes back on the field is in play. Any ball that strikes a sign above the yellow line and returns to the field of play is deemed a home run.



MEDIA POLICIES AND INFORMATION

PRESS CREDENTIALS

If eschewing the online credential request form, requests on official company letterhead should be:

-E-Mailed to amarco@swbrailriders.com and/or jvasile@swbrailriders.com

-Faxed to (570) 963-6564

-Mailed to: Scranton/Wilkes-Barre RailRiders Media Relations, PNC Field
235 Montage Mountain Road, Moosic, PA 18507

HEALTH AND SAFETY

By receiving a media credential, a media member agrees to observe all MLB, MiLB and Club rules; any applicable government orders in a local market; and other precautionary steps that are in place to preserve health and safety. Media members must wear face coverings at all times, covering their nose and mouth, and practice physical distancing while present at a Club facility (whether indoors or outdoors). Media members should bring their own face coverings to the ballpark, but Clubs are permitted to provide face coverings to media upon request. Clubs are permitted to require a media member to use a Club-provided face covering if the Club determines that the media member's personal face covering is inappropriate for any reason. Failure to comply with any health and safety initiatives will result in a loss of access to the ballpark.

ACCESS

Approved media members will not be permitted in Restricted Areas or in close proximity to players, coaches and field staff. The Restricted Areas include clubhouses, locker rooms, playing fields, dugouts, training rooms, weight rooms, interview rooms and any route inside the ballpark/facility utilized by players, coaches and field staff.

CLUBHOUSE AND DUGOUTS

The clubhouse and dugouts will be closed to all media. This is subject to change pending guidance from MLB.

VIRTUAL INTERVIEWS

All pregame and postgame interviews must take place by video conference or telephone call and shall be coordinated by Club Media Relations/Communications personnel.

A) No media will have direct access to players, the manager or other baseball operations personnel.

B) Pre-game interviews should be arranged prior to and following RailRiders batting practice on game and practice days. Post-game interviews will be done via Zoom 10 minutes after every game. A member of the field staff as well as key players from that night's game will be made available.

C) This policy is subject to ongoing review by Major League Baseball and its Clubs, based on the advice of medical experts and the applicable local guidance in the host city to determine when and if it would be feasible to introduce in-person, physically distanced interviews or press conferences.

PHOTOGRAPHERS

Photographers and camera crews may access the camera wells on the first and third base side, but field access is restricted to these areas unless otherwise permitted by the SWB RailRiders, New York Yankees or MLB. Field access is restricted to use only to enter camera wells. Any secondary use of any picture, audio description, film/tape or drawing of an event at PNC Field (including, but not limited to: the use in delayed editorial or non-editorial, advertising, sales promotion or merchandising) by a holder of a media pass is prohibited without prior specific written approval of the Scranton/Wilkes-Barre RailRiders.

PRESS BOX

The press box is located behind home plate with seating for media as soon as you walk in. You are required to have an official credential on your person at all times. Seating is limited and may be assigned. Additional seating is available upon request.

MEDIA NOTES

Game information and statistics are available in the press box approximately two hours before game time. Additionally, game information will be available online via Dropbox.

MEDIA GUIDES

The 2021 Scranton/Wilkes-Barre RailRiders Media Guide will be provided by a media relations representative upon request in addition to being posted on the official SWB RailRiders website (www.swbrailriders.com) and the team's Dropbox link.

TERM AND AFFILIATE INFORMATION

STANDARD START TIMES:

Monday thru Friday (May 11 - May 29).....	6:35 PM
Monday thru Friday (June 9 - September 4).....	7:05 PM
Saturday (April 13 - May 30)	4:05 PM
Saturday (June 13 - August 22).....	6:35 PM
Sunday.....	1:05 PM

BATTING PRACTICE TIMES:

	1:05 PM GAME	4:05 PM GAME
Home Infield:	10:20 AM - 10:30 AM	1:20 PM - 1:30 PM
Home Batting Practice:	10:30 AM - 11:15 AM	1:30 PM - 2:15 PM
Visiting Batting Practice:	11:15 AM - 12:00 PM	2:15 PM - 3:00 PM
Visitor Infield:	12:00 PM - 12:10 PM	3:00 PM - 3:10 PM
Field Preparation:	12:10 PM - First Pitch	3:10 PM - First Pitch

	6:35 PM GAME	7:05 PM GAME
Home Infield:	3:50 PM - 4:00 PM	4:20 PM - 4:30 PM
Home Batting Practice:	4:00 PM - 4:45 PM	4:30 PM - 5:15 PM
Visiting Batting Practice:	4:45 PM - 5:30 PM	5:15 PM - 6:00 PM
Visitor Infield:	5:30 PM - 5:40 PM	6:00 PM - 6:10 PM
Field Preparation:	5:40 PM - First Pitch	6:10 PM - First Pitch



NEW YORK YANKEES ORGANIZATION:

LEVEL	TEAM	LEAGUE	PHONE
MLB	New York Yankees	American League	212-YAN-KEES
AAA:	SWB RailRiders	Triple-A East	570-969-2255
AA:	Somerset Patriots	Double-A East	908-252-0700
High-A:	Hudson Valley Renegades	High-A East	845-838-0094
Low-A:	Tampa Tarpons	Low-A Southeast	813-673-3055
Rookie:	Yankees East	Gulf Coast League	
Rookie:	Yankees West	Gulf Coast League	
Rookie:	DSL Yankees	Dominican Summer League	

RAILRIDERS MEDIA OUTLETS

NEWSPAPERS

SCRANTON TIMES-TRIBUNE

149 Penn Avenue
Scranton, PA 18503
(570) 348-9100

THE TIMES- LEADER

15 North Main Street
Wilkes-Barre, PA 18701
(570) 829-7100

THE STANDARD SPEAKER

21 North Wyoming Street
Hazleton, PA 18201
(570) 455-3636

THE CITIZENS VOICE

75 North Washington Avenue
Wilkes-Barre, PA 18711
(570) 821-2000

THE PRESS ENTERPRISE

3185 Lackawanna Avenue
Bloomsburg, PA 17185
(570) 387-1234

THE POCONO RECORD

511 Lenox Street
Stroudsburg, PA 18360
(570) 421-3000

TELEVISION

FOX 56/ WQMY

1181 Highway 315
Wilkes-Barre, PA 18702
(570) 970-5600

WBRE (NBC 28)

63 South Franklin Street
Wilkes-Barre, PA 18701
(570) 823-2828

WYOU (CBS 22)

222 Wyoming Avenue
Scranton, PA 18503
(570) 823-2828

WNEP (ABC 16)

16 Montage Mountain Road
Moosic, PA 18507
(570) 346-7474

BLUE RIDGE 13

936 Elm St
Lehighton, PA 18235
610-826-4060

RADIO

Bold Gold Media - "The Mothership"

WICK 1400 AM

1049 North Sekol Road
Scranton, PA 18504
(570) 344-1221

98.5 FM WKRZ

305 Highway 315
Pittston, PA 18640
(570) 883-9800

WILK 910 AM/980 AM

305 Highway 315
Pittston, PA 18640
(570) 437-0098

106.9 FM WEZX

149 Penn Avenue
Scranton, PA 18503
(570) 346-6555

WARM 590 AM

600 Baltimore Avenue
Wilkes-Barre, PA 18702
(570) 824-9000

RAILRIDERS RADIO BROADCASTS

The flagship of the RailRiders Radio Network is The Mothership; Bold Gold's oldies station that hit the airwaves in 2020 and added a frequency to expand the coverage. Scranton/Wilkes-Barre games can be heard locally on 1400 AM, 1440 AM, 93.5 FM, 106.7 FM and 107.9 FM. This array of frequencies for The Mothership gives the RailRiders coverage across both Lackawanna and Luzerne Counties, as well as into Wayne and Pike Counties in the Pocono Lake Region.



Scranton/Wilkes-Barre RailRiders broadcasts are also available online at swbrailriders.com and with the video feed on MiLB.tv when the team plays at PNC Field.

Bold Gold Media Group's family of stations has been the home of RailRiders radio broadcasts since 2007.

In addition to the over-the-air broadcast, MiLB.tv and the webstream, broadcasts will be streamed through Bold Gold's state-of-the-art RadioBOLD Mobile App, available for free in the Apple and GooglePlay Marketplace and at RadioBOLD.com.

Adam Marco and Joe Vasile will serve as the broadcast voices of the Scranton/Wilkes-Barre RailRiders during the 2021 season.

Scranton/Wilkes-Barre RailRiders Broadcasters



ADAM MARCO: Marco took over as "Voice of the RailRiders" prior to the 2018 season.

A product of Western Pennsylvania, he graduated from Mercyhurst College in 2001. After seven years on the radio professionally, Adam began his career in Minor League Baseball as a promotions intern and broadcaster for the Williamsport Crosscutters in 2007. In 2008 and 2009, he was the Assistant Media Relations Director and number two broadcaster for the Oklahoma City RedHawks.

In 2010, Adam joined the West Virginia Power, handling the team's radio broadcasts, media relations and serving as an account executive. In 2014, he was honored as the South Atlantic League's Media Relations Director of the Year. Over the final four years with the Power, he also handled all the team's marketing in addition to promotions, corporate sponsorship sales and his other responsibilities.



JOE VASILE: Entering his third season with the RailRiders, Vasile graduated from The College of New Jersey in 2013. He began his career as the Broadcasting and Media Relations intern for the Fayetteville SwampDogs in 2014, where he was named the Coastal Plain League Broadcaster of the Year. He was promoted to Assistant General Manager and Broadcaster the next season.

In 2016, Vasile was the Media Relations and Broadcasting Assistant for the Salem Red Sox, and filled in the same role with the Long Island Ducks in 2017. During the baseball offseason, he serves as the television voice of Bucknell University football and men's and women's basketball on the ESPN family of networks.

General Information

2021 Field Staff

2021 RailRiders

2021 Triple-A East

2019 Review

All-Time Roster & Stats

SWB Records

Additional Information

ADDITIONAL MEDIA INFORMATION

TRIPLE-A EAST LEAGUE MEDIA CONTACTS

Buffalo Bisons/ Trenton Thunder:
Pat Malacaro / Gregg Caserta
Media Relations Manager / Director, Broadcast & Media Relations
pmalacaro@bisons.com / gcaserta@trentonthunder.com

Charlotte Knights:
Tommy Viola
Vice President of Communications
tommyv@charlotteknights.com

Columbus Clippers:
Joe Santry
Director of Communications
jsantry@clippersbaseball.com

Durham Bulls:
Patrick Kinas
Radio Broadcaster
info@durhambulls.com

Gwinnett Stripers:
Dave Lezotte
Media Relations Manager
dave.lezotte@braves.com

Indianapolis Indians:
Anna Kayser
Baseball Communications Coordinator
akayser@indyindians.com

Iowa Cubs:
Shelby Cravens
Director of Media Relations
shelbyc@ioawcubs.com

Jacksonville Jumbo Shrimp:
Scott Kornberg
Media & Public Relations Manager
scott@jaxshrimp.com

Lehigh Valley IronPigs:
Mike Ventola
Media Relations Manager
mventola@ironpigsbaseball.com

Louisville Bats:
Chris Robinson
Director of Communications
crobinson@batsbaseball.com

Memphis Redbirds:
Evan Stockton
Media Relations/ Broadcaster
estockton@memphisredbirds.com

Nashville Sounds:
Chad Seely
Director of Media Relations
chads@nashvillesounds.com

Norfolk Tides:
Dan Laverde
Director of Communications
dlaverde@norfolktides.com

Omaha Storm Chasers
Justin Rolfe
Director of Marketing and Communications
jrolfe@omahastormchasers.com

Rochester Red Wings:
Nate Rowan
Director of Communications
nrowan@redwingsbaseball.com

Scranton/Wilkes-Barre RailRiders:
Joe Vasile
Media Relations Manager
jvasile@swbrailriders.com

St. Paul Saints
Sean Aronson
Vice President/ Director of Broadcasting & Media Relations
saronson@saintsbaseball.com

Syracuse Mets:
Michael Tricarico
Director of Media Relations
mtricarico@syracusemets.com

Toledo Mud Hens:
Andi Roman
Communications & Media Director
aromantye@mudhens.com

Worcester Red Sox:
Bill Wanless
Senior Vice President, Communications
bwanless@woosox.com



MANAGER, COACHES & STAFF



RAILRIDERS FIELD STAFF



MANAGER

DOUG DAVIS

BATS: RIGHT

THROWS: RIGHT

HEIGHT: 6'2"

WEIGHT: 200 LBS

BORN: SEPTEMBER 24, 1962

RESIDES: BLOOMSBURG, PA

YEARS WITH NYY: 4

DID YOU KNOW? DAVIS' FIRST MANAGER IN THE MINOR LEAGUES WAS HAZLETON, PA NATIVE JOE MADDON, WHO EVENTUALLY LED THE CHICAGO CUBS TO THE 2016 WORLD SERIES.

It was announced January 27, 2020, that Bloomsburg, Pennsylvania native and Central Columbia High School graduate Doug Davis will manage the RailRiders for the 2021 season. He is the 13th manager in SWB franchise history, and just the fifth in Yankees-era history (2007-Present). He joins Dave Miley (2007-15), Al Pedrique (16-17), Bobby Mitchell (2018) and Jay Bell (2019) as SWB skipper to serve under the Yankees affiliation.

Davis enjoyed an 11-year professional career, which included spending parts of two years in Major League Baseball. He spent three seasons coaching with the RailRiders under three different managers, serving as the Defensive Coach in 2017 under Pedrique, the Bullpen Coach in 2018 under Mitchell and the Bench Coach in 2019 under Bell.

Davis, 58, has been in coaching since 1995, serving as a minor league manager for eight seasons. As a manager, he owns a career 515-484 record including championships with Pittsfield in the NY-Penn League in 1997 and Capital City (Columbia, SC) in the South Atlantic League in 1998. From 2007-2016 he was on staff in the Toronto Blue Jays system and before that he spent two seasons in the big leagues as the Florida Marlins bench coach from 2003-04, winning the World Series against the Yankees in 2003 with former SWB Pitching Coach Tommy Phelps on the roster.

In between coaching stints, Davis served as the Minor League Field Coordinator for the Montreal Expos (2001), Florida Marlins (2002, 2005), and Toronto Blue Jays (2009-2016).

Selected in the ninth round of the 1984 MLB Draft out of NC State, the former catcher played professionally for 11 seasons between 1984 and 1994 in the minor league systems of California, Kansas City and Texas. He made it to the big leagues on two separate occasions, scoring one run in six games with the Angels in 1988 and he collected a hit in his only MLB at-bat with the Rangers in 1992.



DOUG DAVIS - MINOR LEAGUE MANAGERIAL RECORD

YEAR	TEAM	LEAGUE	RECORD	FINISH	ORGANIZATION	PLAYOFFS
1996	Pittsfield Mets	New York-Penn League	46-29	2nd McNamara Div.	New York (NL)	Lost in 1st round
1997	Pittsfield Mets	New York-Penn League	42-32	1st McNamara Div.	New York (NL)	League Champions
1998	Capital City Bombers	South Atlantic League	90-51	1st Central Div.	New York (NL)	League Champions
1999	Binghamton Mets	Eastern League	54-88	6th Northern Div.	New York (NL)	
2000	Binghamton Mets	Eastern League	82-58	1st Northern Div.	New York (NL)	Lost in 1st round
2006	New Hampshire Fisher Cats	Eastern League	68-73	4th Northern Div.	Toronto	
2007	Syracuse Chiefs	International League	64-80	5th IL North	Toronto	
2008	Syracuse Chiefs	International League	69-73	4th IL North	Toronto	
MLB CAREER (8 Years)			515-484 (.515)			

SWB MANAGERIAL HISTORY

YEAR	MANAGER	RECORD
1989	Bill Dancy	64-79 (.448)
1990	Bill Dancy	68-78 (.466)
1991	Bill Dancy	65-78 (.455)
	Dancy Totals	197-235 (.456)
1992	Lee Elia	84-58 (.592)
	Playoffs	5-4 (.556)
	Elia Totals	84-58 (.592)
1993	George Culver	62-80 (.437)
	Culver Totals	62-80 (.437)
1994	Mike Quade	62-80 (.437)
1995	Mike Quade	70-72 (.493)
	Quade Totals	132-152 (.465)
1996	Butch Hobson	13-14 (.481)
	Hobson Totals	13-14 (.481)
	Ramon Aviles	57-58 (.496)
	Aviles Totals	57-58 (.496)
1997	Marc Bombard	66-76 (.465)
1998	Marc Bombard	67-75 (.472)
1999	Marc Bombard	78-66 (.542)
	Playoffs	2-3 (.400)
2000	Marc Bombard	85-60 (.586)
	Playoffs	5-4 (.556)
2001	Marc Bombard*	45-33 (.577)
	Bill Dancy	1-2 (.333)
	Don Long	9-11 (.450)
	Mick Billmeyer	1-0 (1.000)
	Milt Thompson	1-0 (1.000)
	Ruben Amaro Sr.	1-0 (1.000)
	Jerry Martin	20-18 (.526)
	Playoffs	3-3 (.500)
2002	Marc Bombard	91-53 (.632)
	Playoffs	0-3 (.000)
2003	Marc Bombard	73-70 (.510)
2004	Marc Bombard	69-73 (.486)
	Bombard Totals	574-502 (.533)
	Playoffs	10-13 (.435)

YEAR	MANAGER	RECORD
2005	Gene Lamont	69-75 (.479)
	Lamont Totals	69-75 (.479)
2006	John Russell	84-58 (.592)
	Playoffs	1-3 (.250)
	Russell Totals	84-58 (.592)
2007	Dave Miley	84-59 (.587)
	Playoffs	1-3 (.250)
2008	Dave Miley	88-56 (.611)
	Playoffs	6-2 (.750)
2009	Dave Miley	81-60 (.574)
	Playoffs	3-4 (.429)
2010	Dave Miley	87-56 (.608)
	Playoffs	1-3 (.250)
2011	Dave Miley	73-69 (.514)
2012	Dave Miley	84-60 (.583)
	Playoffs	1-3 (.250)
2013	Dave Miley	68-76 (.472)
2014	Dave Miley	68-76 (.472)
2015	Dave Miley	81-63 (.563)
	Playoffs	0-3 (.000)
	Miley Totals	714-572 (.555)
	Playoffs	12-18 (.400)
2016	Al Pedrique	91-52 (.636)
	Playoffs	7-1 (.875)
2017	Al Pedrique	86-55 (.610)
	Playoffs	4-4 (.500)
	Pedrique Totals	177-107 (.623)
	Playoffs	11-5 (.688)
2018	Bobby Mitchell	73-65 (.529)
	Playoffs	5-4 (.556)
	Mitchell Totals	73-65 (.529)
2019	Jay Bell	76-65 (.539)
	Playoffs	0-3 (.000)
	Bell Totals	76-65 (.539)

* Was w/ the Philadelphia Phillies from 5/6-7/13/01



SWB RAILRIDERS FIELD STAFF



PITCHING COACH

DUSTIN GLANT

BATS: RIGHT

BORN: JULY 20, 1981

RESIDES: TAMPA, FL

THROWS: RIGHT

HEIGHT: 6'2"

WEIGHT: 200 LBS

DID YOU KNOW?

DUSTIN BEGAN HIS COACHING CAREER IN 2013 AS A VOLUNTEER ASSISTANT AT BALL STATE.

Glant enters his second year within the Yankees system, having been tabbed as the Pitching Coach for Staten Island last year prior to the season's cancellation. He was the pitching coach for Ball State University (2017-19), where his Cardinals staff led NCAA Division I with an 11.1 K/9.0IP ratio in 2019 and set a school strikeout record for the third straight season with 628.

Glant was originally selected by Arizona in the seventh round of the 2003 First-Year Player Draft and pitched in 264 games over six seasons in the Diamondbacks organization, reaching Triple-A in his final two campaigns. He finished his career with stints in the Mexican League (2009-10), Northern League (2009-10) and American Association (2011).



HITTING COACH

CASEY DYKES

BATS: RIGHT

BORN: JANUARY 27, 1990

RESIDES: WESLEY CHAPEL, FL

THROWS: RIGHT

HEIGHT: 5'11"

WEIGHT: 200 LBS

DID YOU KNOW?

CASEY HAS A B.A. IN SPORT MANAGEMENT AND A MASTER'S IN ATHLETIC ADMINISTRATION.

Dykes joined the Yankees organization last year after spending 2019 with Indiana University as their hitting coach. The Hoosiers won the 2019 Big Ten regular season championship and led all of Division I in home runs during the regular slate. Prior to his time with Indiana, Dykes was the hitting coach and recruiting coordinator at Virginia Military Institute (2015-18) and spent two seasons as an assistant at his alma mater, Western Kentucky University (2013-14).



COACH

RAÚL DOMÍGUEZ

BATS: LEFT

BORN: JULY 25, 1980

RESIDES: PANAMA CITY, PANAMA

THROWS: LEFT

HEIGHT: 6'1"

WEIGHT: 180 LBS

DID YOU KNOW?

RAUL PLAYED FOUR MILB SEASONS AS AN OUTFIELDER WITH THE DSL AND GCL YANKEES.

Dominguez begins his first season with Scranton/Wilkes-Barre and his 14th in the Yankees organization in 2020. He spent the last two seasons as the defensive coach for Double-A Trenton, and served in the same role for A-Advanced Tampa in 2017. Dominguez also has extensive managerial experience in the organization, serving as the skipper for the GCL Yankees East (2016), DSL Yankees 1 (2011-15) and DSL Yankees 2 (2009-10). He guided the Yankees to the DSL semifinals in 2015, and finished at least 10 games over .500 in four consecutive seasons from 2012-15. Dominguez was signed by the Yankees as a non-drafted free agent in 2001.

SWB RAILRIDERS FIELD STAFF



COACH

CAONABO COSME

BATS: RIGHT

BORN: MARCH 18, 1979

RESIDES: LA VEGA, DOMINICAN REPUBLIC

THROWS: RIGHT

HEIGHT: 6'2"

WEIGHT: 180 LBS

DID YOU KNOW?

CAONABO WAS THE HITTING COACH FOR THE GCL YANKEES 1 FOR TWO SEASONS, HELPING THEM LEAD THE GCL IN ALL THREE TRIPLE SLASH CATEGORIES IN 2015 (.267/.351/.372).

Cosme enters his 10th season in the Yankees organization and his first with the RailRiders. He was scheduled to serve as a defensive coach for the Yankees' former Double-A Trenton affiliate before the 2020 season was cancelled due to the COVID-19 pandemic.

Cosme was the manager of the DSL Yankees from 2018-19 and spent six seasons with the Yankees from 2010-15 with a stint in Atlanta's organization in the middle. He was signed by the Athletics as a minor league free agent in 1995 and played in parts of 13 minor league seasons (1996-2008) in the A's, Cardinals, Yankees, Reds and Tigers organizations, batting a combined .257 with 231 doubles, 57HR and 447RBI in 1,127 career games.



ATHLETIC TRAINER

DARREN LONDON

BORN: DECEMBER 26, 1966

RESIDES: GROVE CITY, OHIO

DID YOU KNOW? LONDON GRADUATED

FROM THE UNIVERSITY OF MAINE

- ORONO WITH A B.S. IN PHYSICAL

EDUCATION AND A MINOR IN

COACHING.

London returns for his 28th consecutive season as the athletic trainer of the Yankees' Triple-A affiliate. He was the International League's Trainer of the Year in both 2006 and 2012. London's baseball career began in 1989 with the Class-A Prince William Cannons in the Carolina League. He graduated from the University of Maine-Orono, earning a B.S. in physical education with a coaching minor.



STRENGTH & CONDITIONING

LARRY ADEGOKE

BORN: APRIL 3, 1993

RESIDES: GAINESVILLE, FL

DID YOU KNOW?

LARRY PLAYED JUNIOR HOCKEY

IN ATLANTA, PHILADELPHIA AND

WASHINGTON, D.C.

Adegoke joined the Yankees organization on a full-time basis in 2018, spending two years in Pulaski and was tabbed for Charleston last year. He served as the Yankees performance science assistant in the spring of 2017. Adegoke graduated with a B.S. in exercise science from Kennesaw State University (Ga.), where he also spent time as a strength and conditioning intern for the football team. He earned his M.S. in exercise and nutrition science from the University of Tampa.

General Information

2021 Field Staff

2021 RailRiders

2021 Triple-A East

2019 Review

All-Time Roster & Stats

SWB Records

Additional Information

2021 RAILRIDERS PLAYERS



2021 SWB RAILRIDERS

ALBERT ABREU | RHP



R/R | 6'2" | 190 LBS | Opening Day Age: 25 |

Guayubin, Dominican Republic |

Trade (Houston), 11/17/2016 | MLB Service: 0.025 |

2020 PITCHING STATISTICS

TERM	W-L	ERA	G/GS	SV	IP	H	K	BB	BAB	WHIP
New York Yankees	0-1	20.25	2/0	0	1.1	4	2	2	.500	4.50
MLB CAREER (1 Year)	0-1	20.25	2/0	0	1.1	4	2	2	.500	4.50
MLB CAREER (6 Years)	19-30	3.77	105/87	5	439.0	373	446	221	.228	1.33

2021 Preseason Prospect Rankings: Baseball America - NYY No. 17; MLB Pipeline - NYY No. 18; FanGraphs - NYY No. 33

2020: Went 0-1 with a 20.25 ERA (1.1IP, 4R/3ER) in two relief appearances over three stints with the Yankees ("29th Man" on both 8/8 and 8/26, 8/30-9/4)... Made his Major League debut in Game 2 on 8/8 at Tampa Bay, allowing 2ER in 1.1IP (3H, 2BB, 2K, 1HP)... Collected his first career strikeout in the fifth inning (Willy Adames, foul tip)... Was the Yankees' "29th Man" for the day's doubleheader... prior to his debut, had never pitched professionally above the Double-A level... Took the loss on 9/3 at the Mets after allowing a "walk-off" two-run HR to Pete Alonso to lead off the 10th inning (0.0IP, 1H, 2R/1ER, 1HR)... Following the season, pitched for Tigres del Lincey of the Dominican Winter League, going 0-3 with a 2.79 ERA (19.1IP, 6ER) in five starts.

2019: Spent the entire season with Double-A Trenton, setting a new career high in wins (5) and games started (20)... Threw his most innings in a season (96.2 IP) since joining the Yankees organization, and his most since throwing 101.2 in 2016 while with Single-A Quad Cities and A-Advanced Lancaster in the Houston organization... Turned in five quality starts (6.0 IP, 3 ER or fewer) on the season, including 7.0 shutout innings while allowing only two hits on May 31 vs. Harrisburg... Missed approximately three weeks on the MLB Injured List from July 24-August 13.

PERSONAL: Full name is Albert Emmanuel Abreu Dias... Acquired by the Yankees with RHP Jorge Guzman from the Houston Astros in exchange for C Brian McCann on November 17, 2016... Added to the Yankees' 40-man roster 11/20/17... Following the 2017 season, was tabbed by Baseball America as the Yankees' No. 6 prospect and No. 77 prospect in baseball.

GREG ALLEN | OF



S/R | 6'0" | 185 LBS | Opening Day Age: 28 |

San Diego, CA | San Diego State University |

Trade (San Diego), 1/06/2021 | MLB Service: 2.010 |

2020 BATTING STATISTICS

TERM	G	AVG	H	R	2B	3B	HR	RBI	SB	CS
Cleveland	15	.160	4	3	1	0	1	4	1	0
San Diego	1	.000	0	1	0	0	0	0	1	0
2020 Totals	16	.154	4	4	1	0	1	4	2	0
MLB CAREER (4 Years)	221	.239	133	77	22	6	8	57	32	6
MLB CAREER (6 Years)	483	.276	510	358	97	15	23	165	167	47

2020: Combined with Cleveland and San Diego to bat .154 (4-for-26) with 4R, 1 double, 1HR and 4RBI in 16 games... began the season with Cleveland and played 15 of his 16 games with the Indians, batting .160 (4-for-25) with 3R, 1 double, 1HR and 4RBI... was acquired by San Diego from Cleveland along with RHP Mike Clevinger and a player to be named later in exchange for INF Gabriel Arias, LHP Joey Cantillo, C Austin Hedges, INF Owen Miller, OF Josh Naylor and RHP Cal Quantrill on 8/31... Was designated for assignment by the Padres on 12/31... was designated for assignment on 2/23/21 and outrighted to Triple-A on 3/1/21...

2019: Made his first career Opening Day roster and batted .229 (53-for-231) with 30R, 9 doubles, 3 triples, 4HR, 27RBI and 8SB in 89 games over four stints with Cleveland (3/28-4/28, 5/25-6/3, 7/6-30, 8/6-9/29)... hit .345 (19-for-55) when leading off an inning... in 48 games with Triple-A Columbus, hit .268 (53-for-198) with 37R, 9 doubles, 3 triples, 5HR, 17RBI and 10SB...

PERSONAL: Full name is Greg Lomack Allen... Acquired by the Yankees from San Diego in exchange for LHP James Reeves on 1/6/21... His cousin, DeWayne Patmon, played collegiate football at Michigan and for the New York Giants... Graduated from Hilltop High School in Chula Vista, Calif., in 2011, where he won four varsity letters as a baseball player... Majored in business at San Diego State University... Played three baseball seasons there for Hall of Famer Tony Gwynn, his childhood idol... As a junior, hit .305 with 52R and 8 doubles in 61 games and led the Mountain West Conference with 25SB en route to being named the school's 2013-14 Male Student-Athlete of the Year.

2021 SWB RAILRIDERS

ARMANDO ALVAREZ | INF



R/R | 6'1" | 205 LBS | Opening Day Age: 26 |

Miami, FL | Eastern Kentucky University |

17th Round, 2016 MLB Draft | MLB Service: 0.000 |

2020 BATTING STATISTICS

TERM	G	AVG	H	R	2B	3B	HR	RBI	SB	CS
Did Not Play										
MILB CAREER (4 Years)	374	.264	362	166	85	5	29	193	9	8

2020: Did not play due to the COVID-19 pandemic...

2019: Finished second in the Yankees organization in RBI (76), tied for third in 2B (31), fifth in H (121) and XBH (43), and sixth in TB (187) between Double-A Trenton and Triple-A Scranton/Wilkes-Barre... Went 3-for-5, R, 2B, HR, 5 RBI on 8/18 vs Gwinnett... Had a season-long nine-game hitting streak with Scranton/Wilkes-Barre from 5/1-10, batting .462 AVG/.475 OBP/.667 SLG (18-for-39) with 9 R, 8 2B, 6 RBI, 4 K, 0 BB, 1 HBP... Named an MiLB.com Organization All-Star for the second straight season.

2018: Selected as an Eastern League Mid-Season All-Star with Double-A Trenton hitting .262/.314/.440 (94-for-359) with 54 R, 25 2B, 3 3B, 11 HR, 54 RBI and 12 SB in 99 G with the Thunder... Appeared in 9 G with the Tampa Tarpons (High-A) from 5/29 - 6/6 and batted .185 (5-for-27) with 2 HR and 2 RBI... Also named an MiLB.com Organization All-Star.

PERSONAL: Full name is Armando Francisco Alvarez... Played two seasons at Eastern Kentucky (2015-16) after one season at both Florida International University (2013) and Miami Dade Community College (2014)... Hit .367/.415/.608 (163-for-444) with 28 2B, 25 HR and 105 RBI over 105G at Eastern Kentucky... In 2016, was named Ohio Valley Conference (OVC) Co-Player of the Year and earned a spot on the ABCA/Rawlings NCAA Division I All-Region Second Team after leading the NCAA in hits during the regular season (97)... Graduated in 2012 from Miami Killian H.S. (FL)... Went by the nickname "Mandy" through the end of the 2019 season.

TREY AMBURGEY | OF



R/R | 6'2" | 210 LBS | Opening Day Age: 26 |

Lake Worth, FL | St. Petersburg College |

13th Round, 2015 MLB Draft | MLB Service: 0.000 |

2020 BATTING STATISTICS

TERM	G	AVG	H	R	2B	3B	HR	RBI	SB	CS
Did Not Play										
MILB CAREER (5 Years)	496	.269	510	287	103	17	59	255	63	14

2020: Did not play due to the COVID-19 pandemic...

2019: Spent the entire season with Triple-A Scranton/Wilkes-Barre, batting .274 AVG/.329 OBP/.494 SLG (129-for-470) with 73 R, 31 2B, 3 3B, 22 HR, 62 RBI and 6 SB in 124 games... set career highs in runs, hits, doubles and HRs... ranked second in R, third in H, tied for third in 2B, fourth in HR and fifth in RBI among Yankees minor leaguers... tied for fifth in 2B, tied for sixth in XBH (56) and was ninth in H in the International League... was placed on the minor league injured list on 9/3 and missed the Governors' Cup playoffs... Named an MiLB.com Organization All-Star for the second consecutive season and the third time in his career (2015, 2018).

2018: Named both an Eastern League Mid-Season and Postseason All-Star at Double-A Trenton, hitting .258/.300/.418 (124-for-481) with 65 R, 25 2B, 2 3B, 16 HR, 74 RBI and 12 SB... His 74 RBI were tied for the most in the Yankees MiLB with OF Dom Thompson-Williams who played most of the season with High-A Tampa... Also named an MiLB.com Organization All-Star.

PERSONAL: Full name is Tommy Wayne Amburgey... Hit .368/.409/.522 with 32 SB his final year at St. Petersburg College (FL) before being selected by the New York Yankees in the 2015 Draft... Graduated from Park Vista Community H.S. (FL).

2021 SWB RAILRIDERS

MIGUEL ANDÚJAR | INF/OF



R/R | 6'0" | 211 LBS | Opening Day Age: 26 |

San Cristóbal, Dominican Republic |

Non-Drafted Free Agent, 7/02/2011 | MLB Service: 2.117 |

2020 BATTING STATISTICS

TERM	G	AVG	H	R	2B	3B	HR	RBI	SB	CS
New York Yankees	21	.242	15	5	2	1	1	5	0	0
MLB CAREER (4 Years)	187	.283	195	89	51	3	28	102	3	1
MLB CAREER (7 Years)	599	.274	625	297	131	15	52	340	30	13

2020: Hit .242 (15-for-62) with 5R, 2 doubles, 1 triple, 1HR and 5RBI in 21 games over four stints with the Yankees (7/23-8/5, 8/16-19, 8/25-29, 9/4-15)... Made his season debut in 7/26 win at Washington, going 0-for-3... Started in LF, marking his first professional appearance (Majors or minors) at a defensive position other than 3B... Was 2-for-3 with 1R in Game 2 on 8/26 at Atlanta, his first multi-hit game since 9/29/18 at Boston... Hit .355/.394/.581 (11-for-31) with 3R, 2 doubles, 1 triple, 1HR, 5RBI and 2BB over nine games from 9/4 (G1) through 9/13 after hitting .129 (4-for-31) with 2R, 1BB and 0XBH in his first 12 games of the season (7/26-8/28 G2)... Had the game-winning hit to score Jonathan Holder in the ninth inning of Game 1 on 9/4 at Baltimore...

2019: Hit .128 (6-for-47) with 1R and 1RBI in 12 games with the Yankees... Made his first career Opening Day roster... Had a career-best nine-game hitting streak from 9/27/18-5/5/19... Was placed on the 10-day injured list from 4/1-5/4 with a right shoulder strain, missing 28 team games... In three rehab games with Single-A Tampa, hit .300 (3-for-10) with 1R, 1HR and 4RBI... Hit .088 (3-for-34) with 1BB in nine games following his first I.L. stint... Was placed back on the 10-day I.L. on 5/13 with a right labrum tear... underwent right shoulder labral repair on 5/20 performed by Dr. Christopher Ahmad at NewYork Presbyterian Hospital... Transferred to the 60-day I.L. on 5/21, missing the remainder of the season.

PERSONAL: Was tabbed by Sporting News as the 2018 AL "Rookie of the Year" as voted on by his peers after hitting .297 (170-for-573) with 83R, 47 doubles, 27HR and 92RBI in 149 games (132GS at 3B, 13 at DH) with the Yankees... Led all Major League rookies in hits, doubles, RBI, extra-base hits (76) and multi-hit games (53), tied for first in HR and ranked second in runs and batting average.

KYLE BARRACLOUGH | RHP



R/R | 6'3" | 229 LBS | Opening Day Age: 30 |

Santa Clara, CA | Eastern Kentucky University |

MiLB Free Agent, 2/05/2021 | MLB Service: 4.020 |

2020 PITCHING STATISTICS

TERM	W-L	ERA	G/GS	SV	IP	H	K	BB	BAB	WHIP
	Did Not Play									
MLB CAREER (5 Years)	16-14	3.53	270/0	11	252.1	188	319	155	.205	1.36
MLB CAREER (7 Years)	6-8	2.96	126/5	28	167.1	128	217	92	.210	1.31

2020: Did not play due to the COVID-19 pandemic...

2019: Combined with the Washington Nationals and San Francisco Giants to go 1-2 with a 5.61 ERA (33.2IP, 21ER) in 43 games... Played the majority of the season with the Nationals, going 1-2 with a 6.66 ERA (25.2IP, 19ER) and 30K in 33 games over two stints (3/28-6/15, 7/26-27)... Was placed on the 10-day injured list on 6/16 with right radial nerve irritation... Made three rehab appearances (one start) with the Rookie-level GCL Nationals and Single-A Potomac, allowing 2ER over 3.0IP (4H, 0BB, 6K, 2HR) without recording a decision... Was activated from the I.L. and optioned to Double-A Harrisburg on 7/9... Appeared in seven over two spans with Harrisburg, posting an 0-1 record with a 1.86 ERA (9.2IP, 2ER) and 14K... Was designated for assignment by the Nationals on 8/6 and was claimed off waivers by the Giants on 8/9... Was immediately optioned to Triple-A Sacramento, where he went 0-1 with an 11.12 ERA (5.2IP, 7ER) and 9K in seven games... had his contract selected by the Giants on 9/2 and would spend the rest of the season with club... recorded a 2.25 ERA (8.0IP, 2ER) and 10K over 10 games with San Francisco...

PERSONAL: Full name is Kyle David BarracloUGH (bear-claw)... Graduated from Wilcox (Calif.) H.S. in 2008... Played four seasons (2009-12) collegiately at Saint Mary's College of California... Went 18-25 with two complete games, a 4.36 ERA (332.2IP, 161ER) and 290K in 63 games (52 starts) with the Gaels... Was named to the All-West Coast Conference First Team as a junior in 2011 and the WCC All-Freshman Team in 2009... Was originally selected by the Minnesota Twins in the 40th round of the 2011 First-Year Player Draft, but did not sign.

2021 SWB RAILRIDERS

DANIEL BIES | RHP



R/R | 6'8" | 245 LBS | Opening Day Age: 25 |

Woodinville, WA | Gonzaga University |

7th Round, 2018 MLB Draft | MLB Service: 0.000 |

2020 PITCHING STATISTICS

TERM	W-L	ERA	G/GS	SV	IP	H	K	BB	BAB	WHIP
Did Not Play										
MILB CAREER (7 Years)	5-5	3.32	36/11	5	122.0	109	148	40	.236	1.22

2020: Did not play due to the COVID-19 pandemic...

2019: Following the season, played for Surprise in the Arizona Fall League, going 0-1 with a 3.97 ERA (11.1IP, 14H, 6R/5ER, 2BB, 14K) in 10 appearances... Threw best game of the season with Single-A Charleston on 5/2 at Kannapolis: W, 7.0 IP, 1 H, 0 R, 0 BB, 9 K... Made Triple-A debut with Scranton/Wilkes-Barre on 8/2 vs Lehigh Valley, piggybacking on Janson Junk's start, who was also promoted from A-Advanced Tampa that same day... Produced the fourth-best K/9.0 IP (10.27) and K% (27.0%) of all Yankees minor leaguers (min. 90.0 IP).

2018: Split his first professional season with GCL Yankees East, Rookie-level Pulaski and Short Season-A Staten Island, combining to go 2-2 with a 3.30 ERA in 12 G/3 GS, 30.0 IP, 27 H, 13 R/11 ER, 7 BB, 43 K, .233 BAA, 1.13 WHIP... In professional debut with GCL Yankees East, threw 2.0 IP, 0 H, 0 R, 1 BB, 3 K vs GCL Tigers East on 6/22... Did not allow a run in six of his appearances.

PERSONAL: Pitched three seasons (2016-18) at Gonzaga University (Wash.), going 12-7 with 3CG, 1 save and a 3.34 ERA (164.1IP, 153H, 67R/61ER, 59BB, 165K) in 35 games (25 starts)... Is a 2014 graduate of Redmond (Wash.) H.S., where he also played basketball and golf... Grandfather, Don Bies, was a professional golfer with eight wins on the PGA and Senior PGA tours... Underwent Tommy John surgery in the summer after his junior year of high school.

ROB BRANTLY | C



L/R | 6'0" | 191 LBS | Opening Day Age: 31 |

San Diego, CA | University of California-Riverside |

MiLB Free Agent, 12/12/2020 | MLB Service: 2.031 |

2020 BATTING STATISTICS

TERM	G	AVG	H	R	2B	3B	HR	RBI	SB	CS
San Francisco	1	.000	0	0	0	0	0	0	0	0
MILB CAREER (4 Years)	127	.228	89	32	19	0	7	37	1	1
MILB CAREER (10 Years)	758	.271	723	314	131	10	61	340	7	12

2020: Made the Opening Day roster for the Giants and was 0-for-3 in one game before being designated for assignment on 7/28... was outrighted to San Francisco's Alternate Site on 8/1... Was acquired by the Yankees in exchange for cash considerations on 8/25 and assigned to the Alternate Site as part of the club's 60-man player pool...

2019: Spent the majority of the season with Triple-A Lehigh Valley, hitting .314 (74-for-236) with 32R, 13 doubles, 2 triples, 6HR and 28RBI in 82 games... Had his contract purchased on 7/12 and appeared in one game for the Phillies as a PH (0-for-1)... Was designated for assignment on 7/13 and outrighted to Lehigh Valley on 7/15...

2018: Began the season with Triple-A Gwinnett and hit .218 (41-for-188) with 16R, 11 doubles, 1 HR and 19 RBI in 58 games... Was placed on the injured list with a hip contusion from 5/19-25... Was released by Atlanta on 7/14... Signed by Cleveland on 7/21 and assigned to Triple-A Columbus... In 16 games for the Clippers and hit .171 (7-for-41) with 4R, 1HR and 2RBI...

PERSONAL: Full name is Robert Jacob Brantly... Hit .316 (48-for-152) in 42 games as a freshman at the University of California-Riverside in 2009, with 4HR and 23RBI... Earned All-Big West Conference honors as a sophomore at UC-Riverside, batting .373 (78-for-209) with 50 runs, 18 doubles, 1 triple, 7HR and 39RBI in 54 games... Graduated from Chaparral (CA) High School.

2021 SWB RAILRIDERS

BRADEN BRISTO | RHP



R/R | 6'0" | 180 LBS | Opening Day Age: 26 |

Monroe, LA | Louisiana Tech University |

23rd Round, 2016 MLB Draft | MLB Service: 0.000 |

2020 PITCHING STATISTICS

TERM	W-L	ERA	G/GS	SV	IP	H	K	BB	BAA	WHIP
Did Not Play										
MILB CAREER (4 Years)	8-10	2.77	99/0	13	166.0	141	200	61	.233	1.22

2020: Did not play due to the COVID-19 pandemic...

2019: Was named a Florida State League Mid-Season All-Star with A-Advanced Tampa, going 3-1 with one save and a 1.94 ERA (41.2 IP, 28 H, 11 R/9 ER, 11 BB, 57 K, 3 HR) in 24 relief appearances prior to his promotion to Double-A Trenton... Had six consecutive scoreless appearances from 8/19-29 with Trenton and Tampa: 0-0, 0.00 ERA (0 ER/6.0 IP), 2 SV, 1 H, 1 BB, 10 K, 1 HB, .056 BAA, 0.33 WHIP... Posted the fifth-best K/9.0 IP (11.51) and fourth-best K% (31.9%) of all Yankees minor leaguers (min. 60.0 IP).

2018: Split the season between Single-A Charleston and A-Advanced Tampa, going 0-4 with a 2.14 ERA, 7 SV, 52.4 IP, 46 H, 18 R/13 ER, 63 K, 25 BB, .230 BAA, 1.32 WHIP... Did not allow an earned run until May 12, a span of his first seven appearances of the season (11.1 IP, 8 K, 4 BB, 9 K).

PERSONAL: Full name is Braden James Bristo... Graduated from Louisiana Tech after pitching three seasons for the Bulldogs (2014-16)... Graduated in 2013 from Ouachita Christian School (La.), where he won five state championships in three sports (two in baseball, two in football, one in track) and was the 2012 Louisiana Class 1A Offensive MVP in football... Earned 15 varsity letters in high school in four sports (Football, 4; Track & Field, 6; Baseball, 4; Basketball, 1).

SOCRATES BRITO | OF



L/L | 6'2" | 210 LBS | Opening Day Age: 28 |

Azua, Dominican Republic |

MiLB Free Agent, 12/31/2020 | MLB Service: 1.123 |

2020 BATTING STATISTICS

TERM	G	AVG	H	R	2B	3B	HR	RBI	SB	CS
Did Not Play										
MILB CAREER (4 Years)	99	.179	37	23	6	3	5	18	3	1
MILB CAREER (10 Years)	898	.291	1,036	541	180	70	71	467	157	66

2020: Did not play due to the COVID-19 pandemic... Spent the entire season at the Pittsburgh Pirates' Alternate Site... Following the season, played with Estrellas de Oriente of the Dominican Summer League...

2019: Hit .077 (3-for-39) with 5R, 1 triple, 2RBI and 4BB in 17 games with the Toronto Blue Jays... Attended spring training with the Arizona Diamondbacks before being claimed off waivers by the San Diego Padres on 3/27/19... Was a member of the Padres' Opening Day roster but did not appear in a game... Was designated for assignment by San Diego on 3/30/19... Acquired by the Blue Jays from San Diego in exchange for OF Rodrigo Orozco on 4/2/19... Began the season with the Blue Jays before being assigned to Triple-A Buffalo on 5/16... Would spend the remainder of the season with the Bison, batting .282 (111-for-394) with 66R, 28 doubles, 7 triples, 16HR, 67RBI, 29BB and 11SB over 97 games... Ranked among Blue Jays farmhands in extra-base hits (1st), triples (2nd), total bases (2nd), doubles (4th), RBI (4th), hits (5th) and HR (T-5th)... Following the season, played with Estrellas de Oriente of the Dominican Summer League...

PERSONAL: Full name is Sócrates Orel Brito... Was named by his father after the ancient Greek philosopher... His middle name is Orel after former Major League pitcher Orel Hershisser.

2021 SWB RAILRIDERS

ROBINSON CHIRINOS | C



R/R | 6'1" | 220 LBS | Opening Day Age: 36 |

Punto Fijo, Venezuela |

MiLB Free Agent, 12/12/2020 | MLB Service: 8.103 |

2020 BATTING STATISTICS

TERM	G	AVG	H	R	2B	3B	HR	RBI	SB	CS
Houston	14	.119	5	3	1	0	0	2	0	0
New York Mets	12	.219	7	1	2	0	1	5	0	0
2020 Totals	26	.162	12	4	3	0	1	7	0	0
MLB CAREER (14 Years)	1,035	.258	901	512	205	29	93	460	67	39
MiLB CAREER (5 Years)	496	.269	510	287	103	17	59	255	63	14

2020: Combined with the Texas Rangers and New York Mets to hit .162 (12-for-74) with 4R, 3 doubles, 1HR, 7RBI and 6BB in 26 games...began the season with Texas and batted .119 (5-for-42) with 1 double, 2RBI and 5BB in 14 games... Was acquired by the Mets along with cash considerations from Texas on 8/31 in exchange for a player to be named later... In 12 games with the Mets, hit .219 (7-for-32) with 1R, 2 doubles, 1HR, 5RBI and 1BB...

2019: Hit .238 (87-for-366) with 57R, 22 doubles, 1 triple, 17HR, 58RBI and 51BB in 114 games with the Houston Astros... Set career highs in games played, runs, hits, doubles, walks and total bases (162)... Homered in a career high-tying four consecutive games from 6/1-6 (also 6/22-28/17)... Collected a career-high 6 RBI twice during the season (6/14 vs. Toronto, 9/9 vs. Oakland)... Recorded a career-high 4H on 8/21 vs. Detroit (1R, 2 doubles, 1HR, 1RBI)... Batted .146 (6-for-41) with 4R, 1 double, 3HR, 4RBI, 3BB and 1HP in 14 playoff games for the AL pennant-winning Astros...

PERSONAL: Full name is Robinson David Chirinos Gonzalez... Is extremely active in the community, having started the Robinson Chirinos Foundation in 2012... The Foundation is located in his hometown of Punto Fijo, Venezuela and benefits the youth and families in the community by providing food, clothing, equipment, sports facilities and items needed to attend school... Was named the winner of the Ranger's 2016 Jim Sundberg Community Award for the less fortunate... Selected by the Dallas-Fort Worth BBWAA Chapter as the inaugural winner of the Richard Durrett Hardest Working Man in 2014, named in memory of the longtime Rangers beat writer who passed away in June 2014.

NESTOR CORTES | LHP



R/L | 5'11" | 210 LBS | Opening Day Age: 26 |

Surgidero de Batabano, Cuba | Hialeah H.S. (FL) |

MiLB Free Agent, 1/04/2021 | MLB Service: 1.139 |

2020 PITCHING STATISTICS

TERM	W-L	ERA	G/GS	SV	IP	H	K	BB	BAB	WHIP
Seattle	0-1	15.26	5/1	0	7.2	12	8	6	.343	2.35
MLB CAREER (3 Years)	5-2	6.73	42/2	0	79.0	97	87	38	.299	1.71
MiLB CAREER (7 Years)	33-22	2.61	115/64	4	479.0	374	485	125	.213	1.04

2020: Went 0-1 with a 15.26 ERA (7.2IP, 13ER) in five games (one start) with Seattle before missing the remainder of the season on the injured list with a left elbow impingement... Following the season, made five starts for las Estrella Orientales in the Dominican Winter League without recording a decision (4.91 ERA, 18.1IP, 17H, 10ER, 5BB, 27K, 2HR)...

2019: Went 5-1 with a 5.67 ERA (66.2IP, 42ER) in 33 games (one start) with the Yankees... Made his Yankees debut on 5/11 at Tampa Bay (2.0IP, 4H, 3ER, 3K, HR)... Tossed 15.2 consecutive scoreless innings from 5/19 - 6/15... Earned his first Major League win and collected a career-high 7K on 6/15 at Chicago-AL (5.0IP, 6H, 2ER, 7K)... Made his first career start as the Yankees "opener" on 9/10 at Detroit (2.1IP, 6H, 2ER, 1BB, 2K)... Designated for assignment on 11/20, and traded to the Seattle Mariners on 10/25, for international signing bonus pool money...

2018: Saw his first Major League action with Baltimore, making four relief appearances and posting a 7.71 ERA (4.2IP, 10H, 4ER, 4BB, 3K, 2HR)... Made the Orioles Opening Day roster as a Rule 5 selection... Made his Major League debut in 3/31 loss vs. Minnesota (2.0IP, 3H, 1ER, 2BB, 2K) and recorded his first career strikeout (Byron Buxton in the sixth inning)... Had one scoreless outing, in 4/7 loss at the Yankees (1.0IP, 1H, 1BB)... Made one relief appearance with Double-A Trenton on 4/16 at Erie (3.1IP, 1ER), then joined Triple-A Scranton/Wilkes-Barre for the rest of the season on 4/20... Went 6-6 with one complete game and a 3.71 ERA (111.2IP, 95H, 50R/46ER, 37BB, 96K, 13HR) in 23 games (18 starts) with the RailRiders...

PERSONAL: Graduated from Hialeah H.S. (Fla.) in 2013.

2021 SWB RAILRIDERS

KALEB COWART | RHP



S/R | 6'3" | 225 LBS | Opening Day Age: 28 |

Adel, GA | Cook H.S. (GA) |

MiLB Free Agent, 12/20/2019 | MLB Service: 1.095 |

2020 MINOR LEAGUE TWO-WAY STATISTICS

SITUATION	W-L	ERA	G/GS	SV	IP	H	K	BB	BAB	WHIP
Did Not Play										
MiLB CAREER (1 Year as P)	1-2	10.19	17/0	1	17.2	26	16	15	.338	2.32
SITUATION	G	AVG	H	R	2B	3B	HR	RBI	SB	CS
Did Not Play										
MiLB CAREER (10 Years)	931	.268	949	508	203	35	80	536	125	40
MiLB Career (5 Years)	171	.176	65	42	21	2	6	34	7	3

2020: Did not play due to the COVID-19 pandemic...

2019: Was claimed off waivers by Seattle from Los Angeles-AL on 12/10/18... Was claimed off waivers by Detroit from Seattle on 1/24/19... Was claimed off waivers by Los Angeles-AL from Detroit on 2/23/19... In 9 G with the Angels, hit .160 (4-for-25) with 3 2B and 1 RBI also pitched at Triple-A Salt Lake and Double-A Mobile, going 1-2 with one save and a 10.19 ERA (17.2 IP, 26 H, 23 R/20 ER, 15 BB, 16 K) in 17 appearances... Made his first career pitching appearance on 4/26 with Mobile, throwing a scoreless, hitless inning vs the Mississippi Braves... Spent the entire season in the minor leagues as a two-way player...

2018: Began the season with Triple-A Salt Lake, hitting .287 (74-for-258) with 36R, 20 doubles, 3 triples, 6HR and 45RBI in 62 games... Was recalled by the Angels on 6/2 and hit .134 (15-for-112) with 7R, 7 doubles, 1 triple, 1HR and 10RBI in 47 games...

PERSONAL: Full name is Kaleb Bryant Cowart... Was originally drafted as a third baseman by the Los Angeles Angels in the first round (18th overall) of the 2010 First-Year Player Draft... Has primarily played third base in the Majors (108 G/41 GS) but has also seen time at 2B (62G/52GS) and 1B (6G/4GS)... Career .983 fielding percentage (418 TC/7 E)... Converted to a pitcher in 2019... Attended Cook H.S. (Ga.)... Won the Gatorade Georgia High School Baseball Player of the Year Award in 2010 after hitting .654/.721/1.206 with 36 SB as a senior... Named the 2012 Angels Organization Player of the Year.

KELLIN DEGLAN | C



L/R | 6'2" | 205 LBS | Opening Day Age: 28 |

Langley, B.C., Canada | R.E. Mountain Secondary School |

MiLB Free Agent, 12/12/2016 | MLB Service: 0.000 |

2020 BATTING STATISTICS

TEAM	G	AVG	H	R	2B	3B	HR	RBI	SB	CS
Did Not Play										
MiLB CAREER (9 Years)	674	.228	532	289	113	11	80	321	11	7

2020: Did not play due to the COVID-19 pandemic...

2019: Split the season between Double-A Trenton and Triple-A Scranton/Wilkes-Barre, batting .257 (64-for-249) with 33 R, 13 2B, 1 3B, 9 HR and 32 RBI in 71 G... started the season with Scranton/Wilkes-Barre, where he hit .158 (3-for-19) with 1 HR and 2 RBI in six games... was transferred to Trenton on 5/1 and batted .265 (61-for-230) with 30 R, 13 2B, 1 3B, 8 HR and 30 RBI in 65 G... was named Eastern League Postseason MVP after slashing .304/.565/.870 (7-for-23) with 4 R, 1 2B, 1 3B, 1 HR and 4 RBI in five games en route to Trenton's Eastern League title.

PERSONAL: Was originally selected by the Texas Rangers in the first round (22nd overall) of the 2010 First-Year Player Draft... Graduated from R.E. Mountain Secondary School in Langley, B.C.... Played for the Langley Blaze of the amateur British Columbia Premier Baseball League... Was not able to play high school baseball, as R.E. Mountain Secondary School fields soccer, basketball, volleyball, rugby, badminton, ice hockey, cross country, track & field and dragon boating varsity teams... Is one of the highest-drafted Canadian-born players in the history of the First-Year Player Draft... Was rated the No. 4 catcher and the top Canadian position player in the 2010 draft class by Baseball America... had committed to Florida International University before signing with the Rangers... Participated in Team Canada's alumni mentorship program in 2010, where he was paired with Justin Morneau... Has represented Team Canada at the 2015 Pan Am Games in Toronto, the 2013 World Baseball Classic qualifiers, and the 2010 18 U Baseball World Cup in Thunder Bay, Ontario... Missed all of 2017 with an undisclosed injury.

2021 SWB RAILRIDERS

DEREK DIETRICH | INF



L/R | 6'2" | 205 LBS | Opening Day Age: 31 |

Cleveland, OH | Georgia Tech |

MiLB Free Agent, 2/13/2021 | MLB Service: 6.112 |

2020 BATTING STATISTICS

TERM	G	AVG	H	R	2B	3B	HR	RBI	SB	CS
Texas	25	.197	12	9	1	0	5	8	1	1
MLB CAREER (8 Years)	746	.245	536	318	107	21	84	255	7	5
MiLB CAREER (8 Years)	457	.276	469	260	104	22	65	259	15	14

2020: Hit .197 (12-for-61) with 9R, 1 double, 5HR and 8RBI in 25 games with Texas after being signed by the Rangers on 8/11...Began the season with Cincinnati before being released on 7/20... Was signed by Chicago-NL to a minor league contract and assigned to the Cubs' Alternate Site on 7/23...Was released by the Cubs on 8/8...

2019: Hit .187 (47-for-251) with 41R, 8 doubles, 2 triples, 19HR and 43RBI in 113 games with Cincinnati... On 9/27 had arthroscopic surgery to debride his left shoulder, an injury that bothered him over the final four months of the season and led to a stint on the 10-day injured list from 8/5-22 (left shoulder inflammation)... Made 43 starts at 2B, 13 starts at 1B, nine starts in LF and two starts at DH... made one appearance at 3B (4/28 at St. Louis)... Despite making just 67 starts, tied for third on the team in HR (19) and was sixth in RBI (43)... Is the only player in modern Major League history to get hit by a pitch six times in a series of any length... In the second inning of 7-5 loss on 4/7 at Pittsburgh, hit a 436-foot HR off RHP Chris Archer that gave the Reds a 2-1 lead, becoming the 32nd player to homer on the fly or by bounce into the Allegheny River (47th time)... Was signed by the Reds to a minor league contract with an invitation to Major League Spring Training on 2/19...

PERSONAL: Attended St. Ignace High School in Cleveland and Georgia Tech in Atlanta...was a semifinalist for USA Baseball's 2010 Golden Spikes Award... His grandfather, Steve Demeter, made 15 Major League appearances with Cleveland and Detroit over the 1959 and 1960 seasons.

ESTEVAN FLORIAL | OF



L/R | 6'1" | 195 LBS | Opening Day Age: 23 |

Barahona, Dominican Republic |

Non-Drafted Free Agent, 3/19/2015 | MLB Service: 0.011 |

2020 BATTING STATISTICS

TERM	G	AVG	H	R	2B	3B	HR	RBI	SB	CS
New York Yankees	1	.333	1	0	0	0	0	0	1	1
MLB CAREER (1 Year)	1	.333	1	0	0	0	0	0	0	0
MiLB CAREER (5 Years)	392	.273	412	261	73	24	42	213	73	30

2021 Preseason Prospect Rankings: *Baseball America* - NYY No. 10; *MLB Pipeline* - NYY No. 10; *FanGraphs* - NYY No. 31

2020: Played in just one game over two stints with the Yankees, going 1-for-3 ("29th Man" on 8/28, 9/6-8)... Made his Major League debut in Game 1 on 8/28 vs. the Mets after being appointed the Yankees' "29th Man" for the day's doubleheader... Started in CF and went 1-for-3... Collected his first Major League hit with a fifth-inning on single to center... Became the fourth Yankee to start in CF in his Major League debut since 1990, joining Mason Williams (6/12/15 at Baltimore), Melky Cabrera (7/7/05 vs. Cleveland) and Bernie Williams (7/7/91 vs. Baltimore)... Prior to the game, had never played in a regular season game above Single-A in his professional career...

2019: Was the consensus No. 1 prospect in the Yankees organization preseason, and was No. 74 in all of baseball by *MLB Pipeline*... Began the season on A-Advanced Tampa's Opening Day Roster, but was placed on the 7-day Injured List from 4/4-6/3... Spent the entire season with Tampa, batting .237 AVG/.297 OBP/.383 SLG in 74 G, with 65 H, 38 R, 10 2B, 3 3B, 8 HR, 38 RBI, 24 BB, 98 K and 9-for-14 SB.

PERSONAL: Born in Barahona, DR, though he holds dual citizenship in Haiti due to his mother being born there... Participated in the MLB All-Star Futures Game in both 2018 and 2017, suiting up for the World Team.

2021 SWB RAILRIDERS

MIKE FORD | INF



L/R | 6'0" | 225 LBS | Opening Day Age: 28 |

Belle Mead, NJ | Princeton University |

Non-Drafted Free Agent, 7/17/2013 | MLB Service: 1.061 |

2020 BATTING STATISTICS

TEAM	G	AVG	H	R	2B	3B	HR	RBI	SB	CS
New York Yankees	29	.135	10	5	4	0	2	11	0	0
MLB CAREER (3 Years)	79	.217	47	35	11	0	14	36	0	0
MLB CAREER (7 Years)	630	.273	606	343	127	6	89	371	5	2

2020: Hit .135 (10-for-74) with 5R, 4 doubles, 2HR and 11RBI in 29 games in his only stint with the Yankees (7/23-9/15)... Made his first career Opening Day roster... Saw his first postseason action, going 0-for-2 in three games... Made his postseason debut in AL Wild Card Series Game 2 at Cleveland, entering as eighth-inning defensive replacement at 1B (did not bat)... Had his first postseason at-bat as a ninth-inning pinch-hitter in ALDS Game 3 vs. Tampa Bay at Petco Park (0-for-1).

2019: Began the season on the RailRiders Opening Day Roster... Went 3-for-5, 3 R, 3 HR, 4 RBI on 4/7 at Buffalo... Set the Scranton/Wilkes-Barre team record for most HR in a season by a left-handed batter... Made his MLB debut on 4/18 vs Kansas City... Collected his first MLB hit on 4/21 vs Kansas City, a second-inning double against RHP Jorge Lopez... Was recalled from Scranton/Wilkes-Barre on August 3, and spent the rest of the season with the Yankees... Had the first multi-HR game of his career on 8/26 vs Seattle, going deep against LHP Tommy Milone both times... Was tied for second among Yankees minor leaguers in home runs (23).

PERSONAL: Was selected by Seattle in the 2017 Rule 5 Draft, but was returned to the Yankees during Spring Training... Played two ways at Princeton for three seasons (2011-13)... hit .299 (132-for-442) with 78 R, 22 2B, 2 3B, 10 HR, 100 RBI and 72 BB in 123 G as a first baseman... also went 15-8 with a 2.83 ERA (184.2 IP, 176 H, 78 R/58 ER, 47 BB, 96 K) in 29 G (28 GS) on the mound... as a junior in 2013, hit .320 with 6 HR and 38 RBI and went 6-0 with a 0.98 ERA in nine starts to win both the Ivy League Player of the Year and Pitcher of the Year Awards, becoming the first player in Ivy League history to win both awards in the same season... was also an NCBWA Third-Team All-American, a finalist for the John Olerud Two-Way Player of the Year Award and a semifinalist for the Gregg Olson Award in 2013.

DEIVI GARCÍA | RHP



R/R | 5'9" | 163 LBS | Opening Day Age: 21 |

Bonao, Dominican Republic |

Non-Drafted Free Agent, 7/2/2015 | MLB Service: 0.058 |

2020 PITCHING STATISTICS

TEAM	W-L	ERA	G/GS	SV	IP	H	K	BB	BAB	WHIP
New York Yankees	3-2	4.98	6/6	0	34.1	35	33	6	.254	1.19
MLB CAREER (1 Year)	3-2	4.98	6/6	0	34.1	35	33	6	.254	1.19
MLB CAREER (4 Years)	17-20	3.37	65/57	0	293.2	211	416	125	.202	1.14

2021 Preseason Prospect Rankings: *Baseball America* - NYY No. 2, MiLB No. 51; *MLB Pipeline* - NYY No. 3; *FanGraphs* - NYY No. 2, MiLB No. 60

2020: Saw his first Major League action, going 3-2 with a 4.98 ERA (34.1IP, 35H, 20R/19ER, 6BB, 33K, 6HR) in six starts over three stints with the Yankees (was appointed as the team's "29th Man" for doubleheaders on 8/30 and 9/4, and 9/9-27)... Opponents hit .254 (35-for-138, 6HR); LH .226 (14-for-62, 1HR); RH .276 (21-for-76, 5HR)... 4 Recorded at least 6K in five of his first six Major League starts, becoming only the third Yankee in franchise history to accomplish the feat (Masahiro Tanaka and Al Leiter - also five games)... Went 2-0 with a 3.20 ERA (19.2IP, 7ER) in three starts at home... 1-2 with a 7.36 ERA (14.2IP, 12ER) in three road starts... According to Elias, was just the second pitcher in Yankees history with at least 6K and no more than 2BB in each of his first four Major League appearances, joining teammate Masahiro Tanaka in 2014 (also his first four starts)... Made his Major League debut in Game 2 of 8/30 doubleheader vs. the Mets, allowing one unearned run in 6.0IP(4H, 0BB, 6K)...

2019: Split the season between A-Adv. Tampa, Double-A Trenton and Triple-A Scranton/Wilkes-Barre to go 5-9 with a 4.28 ERA (111.1 IP, 96 H, 58 R/53 ER, 54 BB, 165 K, 10 HR)... Set Trenton Thunder franchise record with 15 K on 6/18 vs Richmond (6.0 IP, 1 H, 0 R, 1 BB, 15 K)... Tossed the first 5.0 innings on 6/24 vs Reading, combining with Domingo Acevedo (2.0 IP) and Daniel Alvarez (2.0 IP) to throw a no-hitter... Made his Triple-A Debut on 7/15 vs Columbus (W, 5.0 IP, 6 H, 3 R/3 ER, 1 BB, 6 K)... moved to the bullpen on 8/22 and made his final four appearances as a true reliever... Represented the American League team in the MLB All-Star Futures Game.

PERSONAL: Full name is Deivi Anderson García (pronounced DAY-vee).

2021 SWB RAILRIDERS

LUIS GARCÍA | RHP



R/R | 6'2" | 240 LBS | Opening Day Age: 34 |

Santo Domingo, Dominican Republic |

MiLB Free Agent, 2/13/2021 | MLB Service: 5.092 |

2020 PITCHING STATISTICS

TERM	W-L	ERR	G/GS	SV	IP	H	K	BB	BAB	WHIP
Texas Rangers	0-2	7.56	11/2	0	8.1	10	11	9	.278	2.28
MLB CAREER (8 Years)	14-17	4.26	326/4	0	315.0	315	291	167	.259	1.53
MiLB CAREER (11 Years)	28-15	2.91	240/9	61	374.1	330	338	154	.234	1.29

2020: Went 0-2 with a 7.56 ERA (8.1IP, 7ER) and 11K in 11 appearances (two starts) for the Rangers...

2019: Went 2-1 with one save and a 4.35 ERA (62.0IP, 30ER) in 64 games (two starts) with Los Angeles-AL... Was on the Angels Opening Day roster and ranked among staff leaders in games (third)... Opponents batted .257/.357/.443/.800 overall, posting nearly identical splits vs. LHH (.255) and RHH (.260)... Surrendered career-worst 1.80 HR/9.0IP (12 HR, 60.0IP) in relief, highest rate among qualified Angels relievers and seventh-highest in the American League... Allowed 11-of-26 (42.3%) inherited runners to score... Allowed at least 3ER in five appearances, including season-high 5ER on 7/31 vs. Detroit...

2018: Went 3-1 with one save and a 6.07 ERA (46.0IP, 31ER) in 59 relief appearances with Philadelphia... Made his second career Opening Day roster (also 2015)... Ranked fifth among NL relievers by stranding 80.6% of his inherited runners (29-of-37)... Stranded each of his first 15 inherited runners to begin season... Missed over one month on disabled list with a right wrist strain from 6/13-7/22... Had a rehab assignment with Triple-A Lehigh Valley and Double-A Reading... Matched career high with 4K on 7/24 vs. Los Angeles-NL...struck out 28 batters over his final 20.2IP (26 appearances)...

PERSONAL: Full name is Luis Amado García... Attended Escuela José Bordas Valdez (Santo Domingo, D.R.), where he played baseball, basketball and volleyball.

DOMINGO GERMÁN | RHP



R/R | 6'2" | 181 LBS | Opening Day Age: 28 |

San Pedro de Macoris, Dominican Republic |

Trade (Miami), 12/19/2014 | MLB Service: 2.163 |

2020 PITCHING STATISTICS

TERM	W-L	ERR	G/GS	SV	IP	H	K	BB	BAB	WHIP
Did Not Play										
MLB CAREER (4 Years)	20-11	4.52	55/38	0	243.0	217	273	81	.237	1.25
MiLB CAREER (9 Years)	29-20	2.69	112/77	6	465.0	392	458	140	.228	1.14

2020: Spent the entire season on the restricted list serving the remainder of an 81-game suspension for violating Major League Baseball's Joint Domestic Violence, Sexual Assault and Child Abuse Policy in 2019... Was reinstated from the restricted list by Major League Baseball on 10/6.

2019: Made 27 appearances (24 starts), going 18-4 with a 4.03 ERA (143.0IP, 125H, 69R/64ER, 39BB, 153K, 30HR)... Posted a 2.0 WAR and 4.72 FIP (FanGraphs)... Maade his first career Opening Day roster... 4 His 18 wins were tied for fourth-most in the Majors... Were the second-highest total by a Yankee since 2012, behind only Luis Severino (19-8 in 2018)... Led the Majors with a .818 winning percentage...is tied for the sixth-highest winning percentage in Yankees history (min. 20 decisions), the highest since Roger Clemens (20-3, .870) in 2001... In 24 starts, went 16-4 with a 4.28 ERA (134.2IP, 122H, 69R/64ER, 37BB, 142K, 30HR)... Made three relief appearances, retiring 26-of-32 batters faced in 8.1 scoreless innings (3H, 2BB, 11K, 1HP)... Held right-handed batters to a .210/.265/.387 (50-for-238) line... Was the AL's sixth-lowest BA and was the fifth-lowest OBP (min. 250 RHB faced)... Went 8-1 with a 2.26 ERA (63.2IP, 45H, 17R/16ER, 19BB, 76K, 10HR) in 12 games (10 starts) at Yankee Stadium... Was the AL's second-lowest home ERA (min. 60.0IP), behind Cleveland's Mike Clevinger (1.78)... Opposing batters hit .195 (45-for-231) at Yankee Stadium, the fourth-lowest opponents' BA at home in the AL (min. 200AB)... Was 10-3 with a 5.45 ERA (79.1IP, 48ER) in 15 road games (14 starts)... Tied for second in the Majors in road wins despite having the fifth-highest road ERA (min. 75.0IP)...

PERSONAL: Full name is Domingo Polanco Germán (pronounced "hurr-MAHN")... Was acquired by the Yankees from the Miami Marlins along with RHP Nathan Eovaldi and INF Garrett Jones in exchange for RHP David Phelps and INF Martin Prado on 12/19.

2021 SWB RAILRIDERS

LUIS GIL | RHP



R/R | 6'2" | 185 LBS | Opening Day Age: 22 |

Azua, Dominican Republic |

Trade (Minnesota), 3/16/2018 | MLB Service: 0.000 |

2020 PITCHING STATISTICS

TERM	W-L	ERA	G/GS	SV	IP	H	K	BB	BAB	WHIP
Did Not Play										
MLB CAREER (4 Years)	8-12	2.74	62/46	2	207.0	149	264	124	.200	1.32

2021 Preseason Prospect Rankings: *Baseball America* - NYY No. 4; *MLB Pipeline* - NYY No. 5; *FanGraphs* - NYY No. 13

2020: Did not play due to the COVID-19 pandemic...

2019: Combined with Single-A Charleston and Single-A Tampa to go 5-5 with a 2.72 ERA (96.0IP, 29ER) in 20 starts... Posted the second-lowest ERA among Yankees minor leaguers... Began the season with Charleston, going 4-5 with a 2.39 ERA (83.0IP, 22ER) in 17 starts before being promoted to Tampa on 7/25... In three starts with Tampa, went 1-0 with a 4.85 ERA (13.0IP, 7ER)... Was named a 2019 South Atlantic League Mid-Season All-Star with Charleston... Earned SAL "Pitcher of the Week" honors from 6/10-16... Compiled a 0.75 ERA (12.0IP, 11H, 1ER, 3BB, 18K) in two starts over that span... Was placed on the minor league injured list from 8/12 (retroactive to 8/10)... Was reinstated on 9/13... Following the season, was tabbed by *Baseball America* as the Yankees' No. 4 prospect and No. 14 prospect in the South Atlantic League... Was also named the Yankees' No. 4 prospect by *MLB Pipeline*... Added to the Yankees' 40-man roster on 11/20/19...

PERSONAL: Full name is Luis Ángel Gil (pronounced "HEEL")... Was acquired by the Yankees from the Minnesota Twins in exchange for OF Jake Cave on 3/16/18.

ISIAH GILLIAM | OF



S/R | 6'3" | 220 LBS | Opening Day Age: 24 |

Lilburn, FL | Chipola College |

20th Round, 2015 MLB Draft | MLB Service: 0.000 |

2020 BATTING STATISTICS

TERM	G	AVG	H	R	2B	3B	HR	RBI	SB	CS
Did Not Play										
MLB CAREER (5 Years)	466	.258	433	232	100	8	56	263	31	20

2020: Did not play due to the COVID-19 pandemic...

2019: Was named a Florida State League Mid-Season All-Star with Single-A Tampa... Split the season between A-Advanced Tampa and Double-A Trenton, batting .234 AVG/.312 OBP/.412 SLG with 49 R, 96 H, 20 2B, 1 3B, 17 HR, 41 RBIs, 42 BB, 154 K, 13-for-21 SB... Finished tied for sixth among Yankees minor leaguers in home runs... Promoted from Tampa to Trenton on July 3... Began 0-for-13 in Double-A before a hit in his third game played... Went 2-3, 2 R, 2 HR, 4 RBI, 1 BB in last game of regular season on 9/2 vs Trenton... Set career-highs in HR (17), SB (13) and CS (8).

2018: In 125 games with Single-A Tampa, batted .259 (123-for-474) with 59R, 22 doubles, 2 triples, 13HR and tied for the FSL lead in games played, ranked second in hits, third in RBI and tied for third in total bases was third in the Yankees organization in RBI.

PERSONAL: In his only season with Chipola College (Fla.) in 2015, batted .362 (68-for-188) and led the team with 52RBI in 52 was named a NJCAA Third-Team All-American... Previously drafted in the 23rd round of the 2014 MLB Draft by Chicago-NL... Changed high schools three times and used up his four years of athletic eligibility by age 17.

2021 SWB RAILRIDERS

CHRIS GITTENS | INF



R/R | 6'4" | 250 LBS | Opening Day Age: 27 |

Sherman, TX | Grayson College |

12th Round, 2014 MLB Draft | MLB Service: 0.000 |

2020 BATTING STATISTICS

TERM	G	AVG	H	R	2B	3B	HR	RBI	SB	CS
Did Not Play										
MLB CAREER (6 Years)	409	.264	370	202	73	2	71	252	7	6

2021 Preseason Prospect Rankings: *FanGraphs* - NYY No. 46

2020: Did not play due to the COVID-19 pandemic...

2019: Spent the entire season with Double-A Trenton... Became the second player in Trenton franchise history to win the Eastern League MVP award (Brandon Laird in appeared in 115 G and hit .281 AVG/.393 OBP/.500 SLG (112-for-398) with 58 R, 16 2B, 23 HR, 77 RBI and was named an Eastern League Mid-Season and Postseason All-earned Organization All-Star honors from MiLB.com and was named the "Best Defensive First Baseman" in the Eastern League by *Baseball America*... Led Yankees farmhands in RBI and tied for second-most in home runs, led the Eastern League in home runs, RBI and OPS (.893), while finishing second in walks... Had the most home runs of a Yankees minor leaguer outside of the Triple-A level...

2018: Combined with Double-A Trenton and short-season Single-A Staten Island to hit .193 (38-for-197) with 21 R, 9 2B, 6HR, 27 RBI and 28 BB... Missed nearly three months with two separate stints on the 7-day Disabled List for a left hip injury.

PERSONAL: Full name is Christopher Ryan Gittens... Graduated from Sherman H.S. (Tex.) in played at Grayson College (Tex.)... Named an MiLB.com Organization All-Star in 2016 and 2019... Tabbed a Post-Season All-Star in the GCL (2015, GCL Yankees 1), South Atlantic League (2016, Charleston), and Eastern Leagues (2019, Trenton)... Was limited to only 57 G in 2018 and 73 G in 2017 due to injuries.

YOENDRYS GÓMEZ | RHP



R/R | 6'3" | 175 LBS | Opening Day Age: 21 |

Nirgua, Venezuela |

Non-Drafted Free Agent, 7/02/2016 | MLB Service: 0.000 |

2020 PITCHING STATISTICS

TERM	W-L	ERA	G/GS	SV	IP	H	K	BB	BAB	WHIP
Did Not Play										
MLB CAREER (3 Years)	8-9	3.69	35/32	0	139.0	124	136	59	.243	1.32

2021 Preseason Prospect Rankings: *Baseball America* - NYY No. 8; *MLB Pipeline* - NYY No. 8; *Fangraphs* - NYY No. 9

2020: Did not play due to the COVID-19 pandemic...

2019: Was 4-5 with a 3.99 ERA (56.1IP, 54H, 30R/25ER, 19BB, 53K, 3HR) in 12 starts with Rookie-level Pulaski and Single-A Charleston... Began the season with Pulaski, going 4-2 with a 2.12 ERA (29.2IP, 7ER) with 28K in six starts... Was promoted to Charleston on 7/25 and went 0-3 with a 6.08 ERA (26.2IP, 18ER) and 25K in six starts... Following the season, was named the Yankees' No. 7 prospect by MLB Pipeline...

2018: Combined with the DSL Yankees and the GCL Yankees East to go 4-1 with a 2.08 ERA (47.2IP, 29H, 11ER, 22BB, 50K, 1HR) in 12 games (11 starts)... Made two starts with the DSL Yankees, going 1-0 with a 1.00 ERA (9.0IP, 1ER) and 7K in two starts... Transferred to the GCL Yankees East on 6/11 and spent the remainder of the season there, going 3-1 with a 2.33 ERA (38.2IP, 10ER) and 43K in 10 games (nine starts).

PERSONAL: Full name is Yoendrys Adrian Gómez... Was added to the Yankees' 40-man roster on 11/20/20.

2021 SWB RAILRIDERS

NICK GOODY | RHP



R/R | 5'11" | 200 LBS | Opening Day Age: 29 |

Orlando, FL | Louisiana State University |

MilB Free Agent, 2/15/2021 | MLB Service: 4.105 |

2020 PITCHING STATISTICS

TERM	W-L	ERA	G/GS	SV	IP	H	K	BB	BAA	WHIP
Texas Rangers	0-2	9.00	17/1	1	11.0	14	13	8	.304	2.00
MLB CAREER (6 Years)	4-8	4.19	158/1	1	152.2	134	184	70	.231	1.34
MilB CAREER (7 Years)	7-9	2.89	137/4	20	180.2	137	264	65	.206	1.12

2020: Went 0-2 with one save and a 9.00 ERA (11.0IP, 11ER) in 17 games (one start) for Texas... Was placed on the 10-day injured list with back spasms from 8/12-25... Made his first career start as an "opener" in Game 1 on 9/12 vs. Oakland, tossing 1.0 perfect inning (1K)... Was designated for assignment on 9/24 and elected free agency on 9/28...

2019: Went 3-2 with a 3.54 ERA (40.2IP, 16ER) and 50K in 39 relief appearances with Cleveland after being recalled on 6/5... Allowed just two unearned runs in 20.0IP over 17 appearances from 6/25-8/11, going 3-0 with 23K over the stretch (9H, 5BB)... Did not allow a run in 14.0IP over a 12-game stretch from 6/14-8/11... Posted a 9.00 ERA (12.0IP, 12ER) over his final 15 appearances... Made 21 appearances with Triple-A Columbus, going 0-1 with a 7.77 ERA (24.1IP, 21ER)... Was designated for assignment on 11/20, claimed off waivers by Texas on 11/26 and added to the Rangers' 40-man roster on 12/2...

PERSONAL: Full name is Nicholas Gunnar Goody... After two years at the State College of Florida in Bradenton, transferred to LSU for one season, going 1-2 with 11 saves, a 2.67 ERA (33.2IP, 10ER), 45K and just 4BB in 35 relief appearances as a junior... Was originally selected by the Yankees in the sixth round of the 2012 First-Year Player Draft... Made his Major League debut with the team in 2015 and posted a 4.67 ERA (34.2IP, 18ER) in 34 relief appearances from 2015-16.

KYLE HOLDER | INF



L/R | 6'1" | 204 LBS | Opening Day Age: 25 |

San Diego, CA | University of San Diego |

Comp Round, 2015 MLB Draft | MLB Service: 0.000 |

2020 BATTING STATISTICS

TERM	G	RVG	H	R	2B	3B	HR	RBI	SB	CS
	Did Not Play									
MilB CAREER (5 Years)	408	.264	416	170	67	9	17	136	26	15

2020: Did not play due to the COVID-19 pandemic...

2019: Played 112 G at Double-A Trenton, hitting .265 (109-for-412) with 48 R, 25 2B, 3 3B, 9 HR and 40 RBI... set a career high in G, R, 2B, 3B, HR, SH (14), BB (41), K (65), SB Rate (7-for-8, .875) and extra-base hits (37)... was an MilB Organization All-Star.

2018: Was limited to 48 games between Double-A Trenton, Single-A Tampa and Single-A Charleston, hitting .257 (47-for-183) with 18R, 6 doubles, 1 triple, 3HR, 22RBI and 15BB... began the season on the minor league D.L. and hit .267 (12-for-45) with 7R, 1 double, 2HR and 12RBI in 11 rehab games with Tampa and .286 (6-for-21) with 1R and 1 double in five rehab games with Charleston... at Trenton, batted .248 (29-for-117) with 10R, 4 doubles, 1 triple, 1HR and 10RBI in 32 games... did not commit an error in 132 total chances overall.

PERSONAL: Was ranked by Baseball America as the No. 38 prospect (and No. 8 shortstop) in the 2015 First-Year Player Draft... played one season (2013) at Grossmont College (Calif.) before transferring to the University of San Diego for two seasons (2014-15)... as a junior in 2015, was named West Coast Conference Player of the Year and a Third-Team All-American by D1baseball.com after batting .348 (78-for-224) with 45R, 14 doubles, 2 triples, 4HR, 31RBI and 19BB in 55 games... also appeared on the Golden Spikes Award watch list and was a semifinalist for the Brooks Wallace Award, which honors the best collegiate shortstop... graduated in 2012 from University City H.S. (Calif.), where he lettered in both baseball and basketball.

General Information

2021 Field Staff

2021 Railriders

2021 Triple-A East

2019 Review

All-Time Roster & Stats

SWB Records

Additional Information

2021 SWB RAILRIDERS

JANSON JUNK | RHP



R/R | 6'1" | 177 LBS | Opening Day Age: 25 |

Seattle, WA | Seattle University |

22th Round, 2017 MLB Draft | MLB Service: 0.000 |

2020 PITCHING STATISTICS

TERM	W-L	ERR	G/GS	SV	IP	H	K	BB	BAA	WHIP
Did Not Play										
MILB CAREER (3 Years)	12-14	4.39	50/29	0	188.2	201	162	79	.268	1.48

2020: Did not play due to the COVID-19 pandemic...

2019: Split the season between A-Adv. Tampa, Double-A Trenton and Triple-A Scranton/Wilkes-Barre to go 4-7 with a 5.54 ERA (87.2 IP, 103 H, 61 R/54 ER, 42 BB, 81 K, 10 HR) in 22 G/14 GS... Threw 4.1 IP, 1 H, 0 R, 1 BB, 6 K out of the bullpen on 7/20 vs Bradenton... Made a spot start with Trenton on 7/25 at Erie (L, 4.2 IP, 4 H, 4 R/4 ER, 5 BB, 3 K, 1 HR) before returning to Tampa... Made his next start on 8/2 with Scranton/Wilkes-Barre vs. Lehigh Valley (2.1 IP, 5 H, 4 R, 3 ER, 2 K, 1 HR)... Final three starts of the season came with Tampa before he was placed on the 7-day injured list on 8/22, retroactive to 8/20, ending his season.

2018: Was named the South Atlantic League's "Pitcher of the Week" from 8/13-19 after throwing 5.0 hitless innings and earning the win on 8/16 at Delmarva (1 R/0 ER, 1 BB, 6 K, 2 HP).

PERSONAL: Played three seasons at Seattle University (2015-17)... graduated from Decatur H.S. (Ga.).

BRIAN KELLER | RHP



R/R | 6'3" | 210 LBS | Opening Day Age: 26 |

Germantown, WI | University of Wisconsin-Milwaukee |

39th Round, 2016 MLB Draft | MLB Service: 0.000 |

2020 PITCHING STATISTICS

TERM	W-L	ERR	G/GS	SV	IP	H	K	BB	BAA	WHIP
Did Not Play										
MILB CAREER (4 Years)	26-20	3.22	72/60	2	386.0	353	384	91	.244	1.15

2020: Did not play due to the COVID-19 pandemic...

2019: Began the season on the injured list, making his debut on 6/17 in a rehab start with Short Season-A Staten Island... Was named Eastern League "Pitcher of the Week" for 7/29-8/4 with Double-A Trenton after throwing a no-hitter on 8/1 vs Altoona (W, 7.0 IP, CG, 0 H, 0 R, 1 BB, 6 K)... Allowed 2 R or fewer in 5-of-7 starts with Trenton before being promoted to Triple-A Scranton/Wilkes-Barre on 8/7... Threw a quality start (7.0 IP, 3 H, 2 R/2 ER, 4 BB, 3 K, 1 HR, 1 HB) in his Triple-A debut on 8/8 vs Charlotte... Struck out a season-high eight batters in 6.0 shutout IP on 8/19 vs Pawtucket.

2018: Pitched exclusively at Double-A Trenton, going 10-9 with a 3.74 ERA in 22 G/21 GS (125.0 IP, 120 H (.253 BAA), 114 K (8.2 K/9), 37 BB)... Recorded the third-most wins in the organization after going 10-9 with Double-A Trenton... Allowed first Double-A HR 5/24 after 42.0 IP... Placed on DL on 6/10, activated 6/21 (blister), missing one turn in the rotation... Retired final 15-of-17 players after allowing three-run home run to Cavan Biggio on 7/3 vs. New Hampshire... Made start in place of Dillon Tate on 7/24 (trade) against Hartford, throwing 5.2 shutout IP, followed that with a season-high 9 K over over 6.0 IP against Portland on 7/29 -- Named Eastern League Pitcher of the Week for 7/22-29 (2-0, 0.77 ERA, 11.2 IP, 15 K).

PERSONAL: Played four seasons at Wisconsin-Milwaukee (2013-16), setting school records as a senior with 10 wins, 103K and 107.1IP while winning the 2016 Horizon League Pitcher of the Year Award... graduated in 2012 from Germantown H.S. (Wisc.), where he was named the Wisconsin Baseball Coaches Association State Player of the Year after going 11-0 with a 0.42 ERA as a senior.

2021 SWB RAILRIDERS

MICHAEL KING | RHP



R/R | 6'3" | 210 LBS | Opening Day Age: 25 |

Warwick, RI | Boston College |

Trade (Miami), 11/20/2017 | MLB Service: 1.008 |

2020 PITCHING STATISTICS

TERM	W-L	ERA	G/GS	SV	IP	H	K	BB	BAA	WHIP
New York Yankees	1-2	7.76	9/4	0	26.2	30	26	11	.278	1.54
MLB CAREER (2 Years)	1-2	7.22	10/4	0	28.2	33	27	11	.238	1.33
MLB CAREER (4 Years)	28-19	2.93	77/58	1	387.0	343	233	69	.222	1.00

2021: Preseason Prospect Rankings: *Baseball America* - NYY No. 27

2020: Went 1-2 with a 7.76 ERA (26.2IP, 23ER) in nine games (four starts) in his only stint with the Yankees (7/23-9/21)... In four starts, went 0-2 with an 8.36 ERA (14.0IP, 13ER)... Was 1-0 with a 7.11 ERA (12.2IP, 10ER) in five relief appearances... Tossed at least 3.0 innings in six of his nine appearances overall (three starts)... Made his first career Opening Day roster... Made his season debut on 7/25 at Washington, allowing 4ER in 3.1IP (4H, 2K, 1HR)... Entered the game in the second inning with the bases loaded and no outs, allowing only one inherited runner to score... Served as the Yankees' "opener" in Game 2 on 8/8 at Tampa Bay, allowing 3ER in 3.2IP (1H, 5BB, 4K) to record the loss... Was his first career game started... Earned his first Major League win on 8/17 vs. Boston (3.0IP, 3H, 1ER, 2K, 1HP)... Tossed a career-high 4.0 innings in Game 1 on 9/4 at Baltimore, allowing 3ER without recording a decision in the start (4H, 2BB, 3K, 2HR, 1HP)... Made his postseason debut—and only playoff appearance—in ALDS Game 3 vs. Tampa Bay at Petco Park, tossing 2.0 perfect innings... Struck out Brett Phillips (foul tip) in the eighth for his first career postseason strikeout... Was added to the Yankees' postseason roster for the ALDS (was not on the AL Wild Card Series roster)... Following the season, was tabbed by *Baseball America* as having the "Best Control" among Yankees farmhands...

PERSONAL: Acquired by the Yankees from the Miami Marlins along with 2017 - 2018 international signing bonus pool money in exchange for INF Garrett Cooper and LHP Caleb Smith on 11/20/17... Originally selected by the Miami Marlins in the 12th round of the 2016 First-Year Player Draft... In three seasons with the Boston College Eagles, went 11-11 with four saves and a 3.14 ERA (209.1 IP, 73ER) in 47G/27GS... His 3.14 career ERA ranks 2nd all-time at Boston College.

BRODY KOERNER | RHP



R/R | 6'2" | 200 LBS | Opening Day Age: 27 |

Concord, NC | Clemson University |

7th Round, 2015 MLB Draft | MLB Service: 0.000 |

2020 PITCHING STATISTICS

TERM	W-L	ERA	G/GS	SV	IP	H	K	BB	BAA	WHIP
Did Not Play										
MLB CAREER (5 Years)	21-17	3.93	92/52	8	373.0	391	275	111	.268	1.35

2020: Did not play due to the COVID-19 pandemic...

2019: Placed on the Trenton Thunder Opening Day roster... Made six of his first eight appearances of the season with Double-A Trenton before being assigned to Triple-A Scranton/Wilkes-Barre for good on 5/14... Tied for most IP of any Yankees minor leaguer (Miguel Yajure -- Charleston, Tampa), also finished t-third in GS, sixth in AVG and Winning Percentage, seventh among qualified farmhands in ERA and WHIP and 10th in K... Had a streak of four straight quality outings (min. 6.0 IP/ 3 ER or fewer) from 7/5-24 (1-0, 2.08 ERA, 4 G, 26.0 IP, 22 H, 6 R/6 ER, 5 BB, 24 K, 1 HR, 1 HB), though one game (7/12 at Syracuse) was a piggyback on a Ben Heller rehab open and therefore technically a relief appearance.

2018: Placed on RailRiders Opening Day roster... Earned relief win on 4/15 at Charlotte, pitching 4.0 IP with 4 K... Transferred to Double-A Trenton 5/21 after 7 G/4 GS with SWB RailRiders: 1-2, 5.85 ERA, 32.1 IP, 32 H (.256 BAA), 8 BB (1.24 WHIP), 16 K (4.5 K/9)... Transferred back to Triple-A SWB RailRiders 7/1... Stint with Trenton (5/21 - 7/1): 7 G/2 GS, 1-0, 3.93 ERA, 18.1 IP, 19 H (.268 BAA), 6 BB (1.36 WHIP), 16 K (7.9 K/9)...

PERSONAL: Graduated from Clemson in 2015 with a degree in accounting and was a two-time ACC Academic Honor Roll member... Pitched three seasons for the Tigers (2013-15) and was 5-7 with a 7.00 ERA (97.2 IP, 76 ER) in 31 G/19 GS... Graduated in 2012 from Jay M. Robinson H.S. (N.C.), where he lettered three years in baseball, three in basketball and one in football... A two-time All-State baseball selection.

2021 SWB RAILRIDERS

BROOKS KRISKE | RHP



R/R | 6'3" | 190 LBS | Opening Day Age: 27 |

Scottsdale, AZ | University of Southern California |

6th Round, 2016 MLB Draft | MLB Service: 0.044 |

2020 PITCHING STATISTICS

TERM	W-L	ERA	G/GS	SV	IP	H	K	BB	BAB	WHIP
New York Yankees	0-0	14.73	4/0	0	3.2	4	8	7	.200	2.73
MLB CAREER (1 Year)	0-0	14.73	4/0	0	3.2	4	8	7	.200	2.73
MLB CAREER (3 Years)	5-7	1.97	72/0	19	105.1	71	135	43	.193	0.74

2021 Preseason Prospect Rankings: *Baseball America* - NYY No. 28; *FanGraphs* - NYY No. 34

2020: Posted a 14.73 ERA (3.2IP, 6ER) without recording a decision in four relief appearances over three stints with the Yankees (7/26-8/3, 8/25-30, served as the Yankees' "29th Man" on 9/11)... Made his Major League debut on 7/29 at Baltimore, closing out the game with a scoreless ninth inning (1.0IP, 1BB, 2K)... Struck out Pedro Severino (looking) for his first career strikeout... Prior to his debut, had never pitched professionally above the Double-A level... Allowed 5ER in 1.1IP in Game 1 on 8/30 vs. the Mets (2H, 3BB, 4K, 1HR, 2WP)... entered with the bases loaded in the fourth inning and struck out Brandon Nimmo to strand all three inherited runners... Closed out the game with a scoreless seventh as the Yankees' "29th Man" in Game 2 on 9/11 vs. Baltimore (1.0IP, 1BB, 2K)...

2019: Split the season between A-Adv. Tampa and Double-A Trenton... Finished third among Yankees minor leaguers in appearances, and was second in saves... Named a 2019 Florida State League Mid-Season All-Star despite not pitching for Tampa after April 23 (7 G)... Worked with Scott Aldred and Tim Norton on the Yankees Player Development Staff to develop a splitter in June... Did not allow an earned run in his first 11 appearances of the season split between Tampa and Trenton (4/4-5/11)... Was third in the Yankees organization in K/9.0 IP (11.87) and K% (33.1%), min. 60.0 IP.

PERSONAL: Played four seasons at USC (2013-16)... Graduated in 2022 from Palm Desert H.S. (Calif.) where he was named an Under Armour Pre-Season All-American as a senior.

RYAN LAMARRE | OF



R/L | 6'1" | 215 LBS | Opening Day Age: 32 |

Royal Oak, MI | University of Michigan |

MiLB Free Agent, 12/12/2020 | MLB Service: 1.062 |

2020 BATTING STATISTICS

TERM	G	AVG	H	R	2B	3B	HR	RBI	SB	CS
Did Not Play										
MLB CAREER (5 Years)	119	.236	53	21	11	0	4	21	3	3
MiLB CAREER (9 Years)	834	.272	421	814	139	25	55	294	187	71

2020: Did not play due to the COVID-19 pandemic...

2019: Spent the entire minor league season with Triple-A Gwinnett, hitting .311 (126-for-405) with 55R, 24 doubles, 8 triples, 9HR and 53RBI in 112 games... Was traded to the Twins for cash considerations on 9/7 and selected to the Major League roster the next day... Hit .217 (5-for-23) with 3R, 2HR and 3RBI in 14 games with Minnesota...

2018: Combined with Minnesota and Chicago-AL to hit .279 (46-for-165) with 15R, 11 doubles, 2HR and 18RBI in 76 games...Began the season with Minnesota, hitting .263 (26-for-99) with 7R, 5 doubles and 8RBI in 43 games over four stints with the Twins...made his first career Opening Day roster... Was designated for assignment by Minnesota on 7/2 and claimed off waivers by Chicago-AL on 7/9... In 33 games with the White Sox, batted .303 (20-for-66) with 8R, 6 doubles, 2HR and 10RBI... Hit his first career home run on 8/14 at Detroit (solo HR off Blaine Hardy)... Combined with the Twins (Rochester) and White Sox (Charlotte) Triple-A affiliates to hit .269 (25-for-93) with 12R, 6 doubles, 3 triples and 7RBI in 25 minor league games... Was signed by the Braves following the season...

PERSONAL: Full name is Ryan Michael LaMarre (luh-MAR)...earned first team All-Big Ten honors in 2010... Attended the University of Michigan... Graduated from Lumen Christi (Mich.) High School, where he was a four-year starter in hockey, football and baseball... was the leading tackler on consecutive state-championship football teams.

2021 SWB RAILRIDERS

TREVOR LANE | LHP



L/L | 5'11" | 185 LBS | Opening Day Age: 27 |

North Bend, WA | University of Illinois at Chicago |

10th Round, 2016 MLB Draft | MLB Service: 0.000 |

2020 PITCHING STATISTICS

TERM	W-L	ERA	G/GS	SV	IP	H	K	BB	BAA	WHIP
Did Not Play										
MiLB CAREER (4 Years)	15-10	2.38	134/0	8	223.1	180	238	65	.217	1.10

2020: Did not play due to the COVID-19 pandemic...

2019: Split the season with Double-A Trenton, A-Adv. Tampa and Triple-A Scranton/Wilkes-Barre... Led Yankees minor leaguers in ERA (min. 70.0 IP), and was 27th in ERA among all affiliated minor league pitchers... Went 12 consecutive appearances without allowing an earned run from 5/23-6/28 (3-0, 0.00 ERA, 19.1 IP, 5 H, 0 R, 3 BB, 19 K)... Threw 2.0-or-more innings in 22-of-44 appearances on the season... Had two separate one-game stints with Scranton/Wilkes-Barre, making his debut on 8/11 vs Gwinnett: 1.2 IP, 1 H, 1 R/1 ER, 1 BB, 2 K... Earned Eastern League Mid-Season All-Star honors with Double-A Trenton... During the Eastern League playoffs, went 1-0 with a 0.00 ERA (4.0 IP, 1 H, 1 BB, 5 K, 1 HB) in 3 G, including an appearance in the decisive Game 4 of the Eastern League Championship Series at Bowie.

2018: Split the season between A-Adv. Tampa and Double-A Trenton... Was named a Florida State League Mid-Season All-Star at Tampa... Placed on the 7-day disabled list on 8/29, ending his season.

PERSONAL: Played two seasons at UIC (2015-16) after one season apiece at Campbell (N.C.) University (2013) and Lower Columbia (Wash.) College (2014)... Was named the 2016 Horizon League Relief Pitcher of the Year after going 8-5 with a Horizon League-best 1.41 ERA (70.1IP, 11ER) and 90K... Graduated from Mount St. H.S. (Wash.) and was the 2012 State Gatorade Player of the Year... Was named a 2017 South Atlantic League Mid-Season All-Star with Single-A Charleston.

JONATHAN LOÁISIGA | RHP



R/R | 5'11" | 165 LBS | Opening Day Age: 26 |

Managua, Nicaragua |

MiLB Free Agent, 2/9/2016 | MLB Service: 2.022 |

2020 PITCHING STATISTICS

TERM	W-L	ERA	G/GS	SV	IP	H	K	BB	BAA	WHIP
New York Yankees	3-0	3.52	12/3	0	23.0	21	22	7	.241	1.22
MLB CAREER (3 Years)	7-2	4.42	36/11	0	79.1	78	92	35	.250	1.34
MiLB CAREER (5 Years)	15-5	2.89	45/44	0	177.1	151	164	33	.229	1.04

2020: Went 3-0 with a 3.52 ERA (23.0IP, 9ER) and 22K in 12 games (three starts) with the Yankees, spending the entire season at the Major League level for the first time in his career... Made his first Opening Day roster... Served as the Yankees' "opener" three times, posting a 3.24 ERA (8.1IP, 3ER) without recording a decision... Went 3-0 with a 3.68 ERA (14.2IP, 6ER) in nine relief appearances... Was placed on the 10-day injured list on 9/4 (retroactive to 9/2) with a medical condition that prevented him from playing and necessitated placement on the IL... Was reinstated on 9/15... Missed 13 team games... Allowed a season-high 4R/3ER on 9/21 at Toronto (1.0IP, 5H, 2BB)... Made two postseason relief appearances, posting a 9.00 ERA (2.0IP, 2ER)...

2019: Was called up to the Yankees before MiLB Opening Day, and was optioned to Triple-A Scranton/Wilkes-Barre on 4/10... Made his Triple-A debut on 4/17 vs Lehigh Valley: L, 5.0 IP, 2 H, 2 R/2 ER, 3 BB, 7 K... Was placed on the 10-day injured list by the Yankees on 5/13 (retroactive to 5/10) with a right shoulder strain - was transferred to the 60-day injured list on 5/14... Activated from the injured list on 8/13... Came out of the bullpen (or served as an opener) in 11 of last 12 G.

PERSONAL: Full name is Jonathan Stanley Loaisiga... Signed by the Yankees as a minor league free agent on 2/9/2016 and added to the Yankees' 40-man roster 11/20/2017... Spent the entire 2014 season on the MiLB DL and did not pitch, and still hadn't pitched when he was released by the Giants 5/28/2015.

2021 SWB RAILRIDERS

LUCAS LUETGE | LHP



L/L | 6'4" | 205 LBS | Opening Day Age: 34 |

Brenham, TX | Rice University |

MiLB Free Agent, 12/11/2020 | MLB Service: 2.105 |

2020 PITCHING STATISTICS

TERM	W-L	ERR	G/GS	SV	IP	H	K	BB	BAB	WHIP
Did Not Play										
MLB CAREER (4 Years)	3-5	4.35	111/0	2	89.0	85	74	47	.258	1.46
MiLB CAREER (10 Years)	35-24	3.69	346/19	14	589.2	579	576	228	.259	1.37

2020: Did not play due to the COVID-19 pandemic...

2019: Combined with Double-A Jackson and Triple-A Reno to go 9-3 with a 2.38 ERA (68.0IP, 18ER) in 55 relief appearances... Marked his most appearances in a minor league season in his career... Led Diamondbacks farmhands in games pitched and tied for third in wins... Began the season with Jackson... His appearance on 4/4 at Jacksonville was his first professional outing since 6/13/18 for Norfolk against Indianapolis... Did not allow an earned run over his first 10 games (10.1IP)... Did not allow a run over his final eight appearances with Jackson from 5/13-29 (8.0IP)... Was promoted to Reno on 6/1... Allowed at least 1R in each of his first four games with Reno then had a seven-game scoreless streak from 6/15-27 (8.2IP)...

2018: Did not pitch...

PERSONAL: Full name is Lucas Lester Luetge... Attended Bellville (Tex.) High School, where he was All-State and District MVP in both his junior and senior seasons... Was a classmate of NFL wide receiver Emmanuel Sanders... From 2006-07, played at San Jacinto College in Pasadena, Tex. (11-3, 3.56 ERA)... Followed that with one season at Rice University (1-0, 6.16 ERA).

TYLER LYONS | LHP



L/L | 6'2" | 210 LBS | Opening Day Age: 33 |

Lubbock, TX | Oklahoma State University |

MiLB Free Agent, 12/28/2020 | MLB Service: 4.064 |

2020 PITCHING STATISTICS

TERM	W-L	ERR	G/GS	SV	IP	H	K	BB	BAB	WHIP
Did Not Play										
MLB CAREER (7 Years)	13-12	4.20	161/20	3	281.0	252	289	89	.239	1.21
MiLB CAREER (8 Years)	48-31	3.79	162/95	6	625.0	613	585	145	.256	1.21

2020: Made just one relief appearance with the Yankees in his only stint with the club (9/22-25)... Was signed to a Major League contract and selected to the Yankees' active roster on 9/22... Made his only appearance on 9/23 at Toronto, allowing 4ER in 1.2IP (3H, 1BB, 1HP)... Marked his most runs allowed since 7/21/18 at Chicago-NL (also 4R/ER)... Was outrighted to the Alternate Site on 9/25...

2019: Combined with the Yankees and Pirates to go 1-2 with a 6.39 ERA (12.2 IP, 13 H, 9 ER, 5 BB, 17 K, 4 HR) in 14 G... Began the season with Triple-A Indianapolis, going 4-3 with a 3.35 ERA (45.2 IP, 17 ER) in 35 G... Also made three relief outings with Pittsburgh (1-1, 11.25 ERA, 4.0 IP, 5 ER)... Was released by the Pirates on 8/11... Was signed by the Yankees to a minor league contract on 8/15... In 3 G with Triple-A Scranton/Wilkes-Barre, posted a 1.93 ERA (4.2 IP, 1 ER)... Was signed to a Major League contract and selected to the Yankees' active roster from Triple-A Scranton/Wilkes-Barre on 9/1... Went 0-1 with a 4.15 ERA (8.2IP, 7H, 4ER, 2BB, 12K, 3HR) in 11 G in his only stint with the Yankees (9/1-29)... Made his Yankees debut in the ninth inning on 9/2 vs. Texas, allowing 1ER in 1.0IP (2H, 1K, 1HR)... Allowed a "walk-off" HR to Bo Bichette in the 12th inning on 9/13 at Toronto... Was on both the Yankees' ALDS and ALCS rosters... Struck out both batters faced in ALCS Game 4 vs. Houston.

PERSONAL: Was selected by the Yankees in the 10th round of the 2009 First-Year Player draft but did not sign... he and his wife, Jennifer, have a daughter, Savannah... played four years at Oklahoma State, where he went 22-14 in 65 career games (41 starts)... attended Frenship High School in Wolfforth, Texas... was also an All-State quarterback as a high school senior... Suffered a right knee stress reaction in 2016, and had offseason surgery performed by Dr. George Paletta... Scored 3 R in a start on 6/19/2015 vs. Philadelphia, tying the St. Louis franchise record for runs scored by a pitcher.

2021 SWB RAILRIDERS

REGGIE MCCLAIN | RHP



R/R | 6'2" | 180 LBS | Opening Day Age: 28 |

Duluth, GA | University of Missouri |

Rule 5 Draft (Triple-A Phase) | MLB Service: 1.006 |

2020 PITCHING STATISTICS

TERM	W-L	ERA	G/GS	SV	IP	H	K	BB	BAB	WHIP
Philadelphia	0-0	5.06	1/0	0	5.1	9	2	3	.360	2.25
MLB CAREER (2 Years)	1-1	5.81	19/2	0	26.1	31	13	16	.290	1.78
MILB CAREER (4 Years)	24-27	4.35	93/60	2	407.1	413	362	90	.264	1.23

2020: Made his first career Opening Day roster and had a 5.06 ERA (5.1IP, 3ER) in five relief appearances without recording a decision with the Phillies... Was placed on the 10-day injured list on 8/6 (retroactive to 8/3) with a right shoulder impingement... Reinstated from the I.L. on 8/20... Designated for assignment on 8/31 and outrighted to the Phillies' Alternate Site on 9/3, remaining there for the rest of the season...

2019: Saw his first Major League action with the Mariners, going 1-1 with a 6.00 ERA (21.0IP, 14ER) in 14 games (two starts) from 8/2 through the end of the season... Combined with Single-A Modesto, Triple-A Tacoma and Double-A Arkansas to go 3-4 with a 2.23 ERA (72.2IP, 18ER) and 72K in 29 games (three starts)... Had his contract selected by Seattle on 8/2 and made his Major League debut that night at Houston... Allowed 3ER in 1.0IP (2H, 1BB, 2K, 2HR)... Struck out Martin Maldonado (swinging) for his first career strikeout...

PERSONAL: Full name is Reginald Kristen McClain... Began his collegiate career at the University of Georgia (2012-13), later transferring to the State College of Florida, Manatee-Sarasota for the 2014 season... Prior to the 2015 season, transferred to the University of Missouri... In two seasons at Missouri (2015-16), went 12-11 with a 3.61 ERA (202.0IP, 81ER) with 174K in 29 starts... As a reshirt senior in 2016, allowed just 0.80BB/9.0IP, fourth best in the nation... Graduated from Northview High School (Ga).

MAX MCDOWELL | C



R/R | 6'1" | 208 LBS | Opening Day Age: 27 |

Pittsburgh, PA | University of Connecticut |

MiLB Free Agent, 6/28/2020 | MLB Service: 0.000 |

2020 BATTING STATISTICS

TERM	G	AVG	H	R	2B	3B	HR	RBI	SB	CS
	Did Not Play									
MILB CAREER (5 Years)	371	.232	277	150	61	3	14	113	37	8

2020: Did not play due to the COVID-19 pandemic...

2019: Spent the season with Double-A Biloxi, batting .213 (55-for-258) with 31R, 14 doubles, 4HR, 22RBI and 35BB in 87 games... Started 84 games at catcher and threw out 28-of-82 (34.1%) attempted base stealers... Helped Biloxi reach the Southern League championship for the second consecutive season, eventually losing in the decisive Game 5 vs. Jackson... Played in seven games in the Southern League Playoffs and batted .100 (2-for-20) with 4R, 1HR, 1RBI and 6BB...

2018: Split the season with Single-A Carolina and Double-A Biloxi, hitting .224 (57-for-255) with 29R, 10 doubles, 1 triple, 3HR, 25RBI and 29BB in 84 games... Started the season with Carolina, where he batted .222 (34-for-153) with 6 doubles, 1 triple, 2HR, 12 RBI and 14BB in 47 games... Started 45 games behind the plate for the Mudcats, throwing out 34-of-61 (55.7%) attempted base runners... Was named a Carolina League Mid-Season All-Star... Was promoted to Biloxi on 6/21... In 37 games, batted .225 (23-for-102) with 13R, 4 doubles, 1HR, 13RBI and 15BB for the Shuckers... Made all 36 of his starts at catcher...

PERSONAL: Played three years at the University of Connecticut (2013-15) and batted .274 (155-for-566) with 77R, 18 doubles, 1 triple, 12HR, 98RBI, 65BB and 11SB... Named to the All-AAC First Team in 2014...earned Second Team All-AAC and NEIBA All-New England Second Team honors in 2015 as a junior... Graduated from Norwin H.S. (Pa.)... Was named Western Pennsylvania Interscholastic Athletic League Player of the Year as a junior.

2021 SWB RAILRIDERS

LUIS MEDINA | RHP



R/R | 6'1" | 175 LBS | Opening Day Age: 22 |

Nagua, Dominican Republic |

Non-Drafted Free Agent, 7/8/2015 | MLB Service: 0.000 |

2020 PITCHING STATISTICS

TERM	W-L	ERA	G/GS	SV	IP	H	K	BB	BAB	WHIP
Did Not Play										
MILB CAREER (4 Years)	4-13	5.51	47/46	0	183.0	158	217	144	.232	1.65

2021 Preseason Prospect Rankings: *Baseball America* - NYY No. 9; *MLB Pipeline* - NYY No. 7; *Fangraphs* - NYY No. 6

2020: Did not play due to the COVID-19 pandemic...

2019: Combined with Single-A Charleston and Single-A Tampa to go 1-8 with a 5.47 ERA (103.2IP, 63ER) in 22 starts... Spent the majority of the season with Charleston, going 1-8 with a 6.00 ERA (93.0IP, 62ER) in 20 starts... Made two starts with Tampa, receiving no-decisions in both while allowing 5R/1ER in 10.2IP... Finished fifth among Yankee minor league pitchers with 127 strikeouts... Was named SAL "Pitcher of the Week" for 8/12-18 after tossing 7.0 scoreless innings on 8/13 vs. Columbia (2H, 1B, 10K)... Following the season, was tabbed by *Baseball America* as the Yankees' No. 7 prospect and No. 15 prospect in the South Atlantic League... Was touted as having the "Best Fastball" among organization farmhands... Was added to the Yankees' 40-man roster on 11/20/19...

2018: Went 1-3 with a 6.25 ERA (36.0IP, 32H, 35R/25ER, 46BB, 47K) in 12 starts with Rookie-level Pulaski... Had a career-high 11.75 K/9.0IP ratio... Following the season, was named by *Baseball America* as having the "Best Fastball" and the "Best Curveball" in the Yankees organization.

PERSONAL: Full name is Luis Angel Medina.

THOMAS MILONE | OF



L/L | 6'0" | 205 LBS | Opening Day Age: 26 |

Monroe, CT | Masuk H.S. (CT) |

MiLB Free Agent, 12/13/2019 | MLB Service: 0.000 |

2020 BATTING STATISTICS

TERM	G	AVG	H	R	2B	3B	HR	RBI	SB	CS
Did Not Play										
MILB CAREER (7 Years)	594	.245	509	272	77	40	17	160	89	48

2020: Did not play due to the COVID-19 pandemic...

2019: Combined with Double-A Montgomery and A-Adv. Charlotte, batting .281 (81-for-288) with 48 R, 10 2B, 10 3B, 4 HR, 35 RBI, 32 BB and 18 SB in 83 G... Led all Rays minor leaguers in 3B... Hit .214 (18-for-84) with 10 R, 3 2B, 1 HR, 7 RBI, 12 BB and 6 SB in 28 G at G at Montgomery... Spent the majority of the season with Charlotte and hit .309 (63-for-204) with 38 R, 7 2B, 10 3B, 3 HR, 28 RBI, 20 BB and 12 SB in 55 G... Placed on the 7-day injured list on 8/13 and missed the remainder of the season.

PERSONAL: Full name is Thomas A. Milone... Attended Masuk H.S. (Conn.)... Was originally selected by the Rays in the third round of the 2013 First-Year Player Draft... In seven minor league seasons in the Rays organization, batted .245 (509-for-2,076) with 272 R, 77 2B, 40 3B, 17 HR, 160 RBI and 89 SB in 594 G... Following the 2016 season, played for Brisbane in the Australian Baseball League and hit .246 (28-for-114) with 18 R, 7 2B, 2 3B, 2 HR, 15 RBI and 14 BB in 32 G... Since the 2013 MLB Draft, ranks 1-15th among all MiLB players in 3B, and is 5th since the start of the 2018 season... Led Tampa Bay minor leaguers in 3B in both 2019 and 2018.

2021 SWB RAILRIDERS

MIKE MONTGOMERY | LHP



L/L | 6'5" | 220 LBS | Opening Day Age: 31 |

Mission Hills, CA | Hart H.S. (CA) |

MiLB Free Agent, 4/05/2021 | MLB Service: 5.089 |

2019 PITCHING STATISTICS

TERM	W-L	ERA	G/GS	SV	IP	H	K	BB	BAB	WHIP
Kansas City	0-0	5.06	3/1	0	5.1	6	4	1	286	1.31
MLB CAREER (6 Years)	23-34	3.84	183/70	0	541.0	524	415	204	.256	1.35
MiLB CAREER (9 Years)	47-51	4.25	170/165	0	870.2	826	718	335	.252	1.33

2020: Appeared in three games for the Kansas City Royals, starting one...

2019: Had a 16.88 ERA (5 ER in 2.2 IP) over his first four appearances of the season with the Cubs, before being placed on the 10-day IL from April 6-May 8 with a strained left lat muscle... Had a 2.20 ERA (4 ER in 16.1 IP) over his first 13 appearances following his return, including a win in 5.0 scoreless innings of relief on May 9 vs. Miami... Appeared in just three of the Cubs' 19 games from June 22-July 15, allowing eight runs on 10 hits in 8.0 innings... Acquired by Kansas City on July 15 for catcher Martín Maldonado... Made 13 appearances with the Royals, all as a starter, going 2-7 with a 4.64 ERA (33 ER in 64.0 IP)

2018: Made a career-high 19 starts in addition to 19 relief outings for the Chicago Cubs... Went a combined 5-6 with a 3.99 ERA (55 ER in 124.0 IP) in 38 games... Became the first Cub with at least 19 starts and 19 relief appearances since Glendon Rusch (19 starts, 27 relief outings) in 2005...

PERSONAL: Full name is Michael Paul Montgomery... Resides in Santa Clarita, Calif., with wife, Stephanie and son, Max Michael (born in 2019)... Attended Hart High School in Newhall, Calif... Committed to play at Cal State-Fullerton, before signing with Kansas City... Was high school teammates with Los Angeles Dodgers RHP Trevor Bauer... Mother, Jeannette, played softball and basketball at Cal Poly Pomona and led the Broncos' basketball team to an NCAA Division II National Championship in 1982... Drafted by the Kansas City Royals in the 1st round (36th) of the 2008 MLB June Amateur Draft.

NICK NELSON | RHP



R/R | 6'1" | 205 LBS | Opening Day Age: 25 |

Panama City, FL | Gulf Coast State College (FL) |

4th Round, 2016 MLB Draft | MLB Service: 0.144 |

2020 PITCHING STATISTICS

TERM	W-L	ERA	G/GS	SV	IP	H	K	BB	BAB	WHIP
New York Yankees	1-0	4.79	11/0	0	20.2	20	18	11	.256	1.50
MLB CAREER (1 Year)	1-0	4.79	11/0	0	20.2	20	18	11	.256	1.50
MiLB CAREER (4 Years)	19-24	3.65	76/74	0	333.1	286	387	178	.233	1.39

2021 Preseason Prospect Rankings: *Baseball America* - NYY No. 23

2020: Saw his first Major League action, going 1-0 with a 4.79 ERA (20.2IP, 11ER) and 18K in 11 relief appearances over two stints with the Yankees (7/26-8/5 G2, 8/18-9/27)... Made his Major League debut on 8/1 vs. Boston and earned the win, tossing 3.0 scoreless innings (2BB, 4K)... Struck out his first batter faced (Tzu-Wei Lin, swinging)... Became the first pitcher in Yankees history to toss at least 3.0 hitless innings and earn the win in his Major League debut...

2019: Began season with Double-A Trenton... Walked a career-high six batters on 4/14 vs. Portland and earned his first win of the season (5 IP, 4 H, 6 BB, 7 K, 106 pitches/57 strikes)... Delivered 5.1 no-hit innings to start his outing on 6/20 against Richmond, had the bid broken up by RBI 1B by Jonah Arenado... Struck out a season-high 11 on 7/2 at Portland in game two of a doubleheader, retired 14-of-final-15 batters faced in his first career complete game... Final 7 G/6 GS with Trenton before promotion to Triple-A Scranton/Wilkes-Barre: 5-1, 0.96 ERA, 37.2 IP, 20 H, 4 ER 16 BB, 51 K (.129 BAA, 20-for-155)... Made his Triple-A debut on 8/15 at Charlotte: L, 5.0 IP, 5 H, 4 R/4 ER, 2 BB, 4 K... Ranked eighth among all Yankees farmhands in K (114), and was tied for second in K% (30.2%) and third in K/9.0 IP (11.44), min. 80.0 IP.

PERSONAL: Played two seasons (2015-16) at Gulf Coast State College (Fla.), where he went 13-5 with a 4.16 ERA (114.2 IP, 108 H, 64 R/53 ER, 49 BB, 121 K) in 22 G/21 GS... Had committed to play at the University of Florida before signing with the Yankees... Graduated from Rutherford H.S. (Fla.) in 2014... Was selected by the Giants in the 31st round of the 2014 First-Year Player Draft but did not sign.

2021 SWB RAILRIDERS

GLENN OTTO | RHP



R/R | 6'5" | 240 LBS | Opening Day Age: 25 |

Houston, TX | Rice University |

5th Round, 2017 MLB Draft | MLB Service: 0.000 |

2020 PITCHING STATISTICS

TERM	W-L	ERA	G/GS	SV	IP	H	K	BB	BAB	WHIP
Did Not Play										
MILB CAREER (3 Years)	7-4	2.85	28/20	0	91.2	77	112	48	.230	1.36

2021 Preseason Prospect Rankings: MLB Pipeline - NYY No. 28; FanGraphs - NYY No. 37

2020: Did not play due to the COVID-19 pandemic...

2019: Began the season with A-Adv. Tampa... Was placed on the 7-day injured list on 4/26, missing approximately two weeks -- Before injury: 4 G/4 GS, 1-1, 3.38 ERA, 18.2 IP, 18 H, 8 R/7 ER, 10 BB, 22 K, 2 HB... Made three starts in May before landing on the I.L. again from 5/29-7/27 (retroactive to 5/27)... After activation from I.L. -- 7 G/5 GS, 2-1, 3.60 ERA, 25.0 IP, 22 H, 10 R/10 ER, 15 BB, 31 K, 1 HR... Allowed only HR of the season on 8/23 in second-to-last start of the season to Reece Hampton of the Lakeland Flying Tigers... Following the season, played for Surprise in the Arizona Fall League, going 3-1 with a 1.88 ERA (24.0 IP, 10 H, 5 ER, 13 BB, 26 K, 2 HR) in six starts... Tied for the AFL lead in wins and ranked fourth in ERA (min. 20.0 IP).

PERSONAL: Pitched three seasons at Rice, going 18-6 with 17 SV and a 2.61 ERA (172.1 IP, 123 H, 68 R/50 ER, 87 BB, 222 K) in 82 appearances (four starts)... Left school tied for fourth on the Owls' all-time saves list... Was the 2017 Conference-USA Tournament MVP and a member of the 2016 All-Conference-USA First Team... Pitched for the U.S. Collegiate National Team in 2016... Graduated from Concordia Lutheran H.S. (Tex.) in 2014, where he was named to the 5A TAPPS All-State First Team.

HOY PARK | INF



L/R | 6'1" | 175 LBS | Opening Day Age: 25 |

Seoul, South Korea |

Non-Drafted Free Agent, 7/2/2014 | MLB Service: 0.000 |

2020 BATTING STATISTICS

TERM	G	AVG	H	R	2B	3B	HR	RBI	SB	CS
Did Not Play										
MILB CAREER (5 Years)	498	.249	457	287	67	29	23	178	107	32

2020: Did not play due to the COVID-19 pandemic...

2019: Spent the entire season with Double-A Trenton... Among Eastern League hitters, ranked fifth with a .363 OBP (min. 400 PA), tied for eighth with 57 BB and was ninth with 60 R... Wend 4-for-4 with 2 R, 1 HR, 3 RBI, 1 BB on 7/25 at Erie... Struggled after 8/1: .216 AVG/.309 OBP/.289 SLG (21-for-97, 14 R, 7 2B, 8 RBI, 13 BB, 20 K, 5-for-7 SB) in final 27 games of the season... Scored 2 R in Game 1 of the Eastern League Championship Series vs Bowie, in a 6-2 Trenton victory.

2018: Spent the entire season with A-Adv. Tampa... Led the Florida State League with a .387 on-base percentage... tied for fifth among all Yankees farmhands with 18 SB... Drew 68 walks and only struck out 69 times throughout the season.

PERSONAL: Full name is Hoy Jun Park...was ranked by MLB.com as the No. 13 prospect for the 2014 international signing period... Grew up as a fan of the Los Angeles Dodgers in South Korea because their games were shown on television because of Chan-Ho Park... Learned English in high school in South Korea and has opted not to use a translator in the Yankees organization, instead leaning on his teammates to teach him the nuances of English... Was ranked by Baseball America as the No. 12 prospect in the Appalachian League following the season.

2021 SWB RAILRIDERS

OSWALD PERAZA | INF



R/R | 6'0" | 165 LBS | Opening Day Age: 20 |

Cabudare, Venezuela |

Non-Drafted Free Agent, 7/2/2016 | MLB Service: 0.000 |

2020 BATTING STATISTICS

TERM	G	AVG	H	R	2B	3B	HR	RBI	SB	CS
Did Not Play										
MILB CAREER (3 Years)	159	.267	166	107	22	6	5	65	44	10

2021 Preseason Prospect Rankings: *Baseball America* - NYY No. 6; *MLB Pipeline* - NYY No. 4; *Fangraphs* - NYY No. 3

2020: Did not play due to the COVID-19 pandemic...

2019: Ranked third in the Yankees organization in stolen bases, hitting .263 (69-for-262) with 38R, 6 doubles, 1 triple, 4HR, 20RBI and 23SB in 65 games between short-season Single-A Staten Island and Single-A Charleston... Began the season with short-season Single-A Staten Island, batting .241 (19-for-79) with 7R, 1 double, 1 triple, 2HR and 7RBI in 19 games... Was transferred to Single-A Charleston on 7/9, hitting .273 (50-for-183) with 31R, 5 doubles, 2HR, 13RBI and 18SB in 46 games for the RiverDogs... Following the season, was ranked as the No. 5 prospect and as having the "Best Infield Arm" in the Yankees organization by Baseball America...

2018: Spent the entire season with short-season Rookie-level Pulaski, batting .250 (35-for-140) with 25R, 3 doubles, 2 triples, 1HR, 11RBI and 8SB in 36 games...

2017: Made his professional debut, batting .282 (62-for-220) with 44R, 13 doubles, 3 triples, 34RBI and 13SB in 58 games with the DSL Yankees and the GCL Yankees West... Began the season with the DSL Yankees, hitting .361 (13-for-36) with 10R, 3 doubles, 2 triples and 10RBI in 10 games... Joined the GCL Yankees West on 6/22 and hit .266 (49-for-184) with 34R, 10 doubles, 1 triple, 24RBI in 48 games...

PERSONAL: Was added to the Yankees' 40-man roster on 11/20/20.

ADDISON RUSS | RHP



R/L | 6'2" | 202 LBS | Opening Day Age: 26 |

Amarillo, TX | Houston Baptist University |

Trade (Philadelphia), 8/21/2020 | MLB Service: 0.000 |

2020 PITCHING STATISTICS

TERM	W-L	ERR	G/GS	SV	IP	H	K	BB	BAB	WHIP
Did Not Play										
MILB CAREER (3 Years)	15-10	2.48	126/0	50	152.2	122	200	44	.215	1.09

2020: Did not play due to the COVID-19 pandemic... Spent time at both the Philadelphia Phillies and New York Yankees Alternate Sites...

2019: Spent the season with Double-A Reading, going 5-6 with 22 saves and a 2.54 ERA (56.2IP, 47H, 28R/16ER, 20BB, 81K, 5HR) in 55 relief appearances... Led all Phillies farmhands in saves... Led the Eastern League in appearances and was tied for third in saves... Was named a Eastern League Mid-Season All-Star...

2018: Combined with Single-A Lakewood and Single-A Clearwater to go 9-2 with 27 saves and a 1.68 ERA (64.1IP, 44H, 14R/12ER, 15BB, 79K, 4HR) in 54 relief appearances... Had the fourth-most saves in the minor leagues... Limited LHH to a .187 (23-for-123) opponents' BA...

PERSONAL: Attended Frank Phillips College (Tex.) and Lake Land College (Ill.) before transferring to Houston Baptist University (2016-17)...in two seasons with the Huskies, was 10-11 with a 3.53 ERA (191.1IP, 75ER) and 145K in 30 games (29 starts)...graduated from Randall H.S. (Tex.).

General Information

2021 Field Staff

2021 Railriders

2021 Triple-A East

2019 Review

All-Time Roster & Stats

SWB Records

Additional Information

2021 SWB RAILRIDERS

CLARKE SCHMIDT | RHP



R/R | 6'1" | 200 LBS | Opening Day Age: 24 |

El Toro, CA | University of South Carolina |

1st Round, 2017 MLB Draft | MLB Service: 0.031 |

2020 PITCHING STATISTICS

TERM	W-L	ERA	G/GS	SV	IP	H	K	BB	BAB	WHIP
New York Yankees	0-1	7.11	3/1	0	6.1	7	7	5	.269	1.89
MLB CAREER (1 Year)	0-1	7.11	3/1	0	6.1	7	7	5	.269	1.89
MLB CAREER (2 Years)	6-8	3.39	27/25	0	114.0	95	132	34	.226	1.13

2021 Preseason Prospect Rankings: *Baseball America* - NYY No. 3, MiLB No. 59; *MLB Pipeline* - NYY No. 2, MiLB No. 88; *Fangraphs* - NYY No. 6, MiLB No. 75

2020: Saw his first Major League action, going 0-1 with a 7.11 ERA (6.1IP, 5ER) in three games (one start) over two stints with the Yankees (9/4-13, 9/27)... Was the Yankees' first-round pick (16th overall) in the 2017 First-Year Player Draft... Was the first Yankees' first round pick to make his Major League debut with the club since Aaron Judge on 8/13/16 (2013 draft, 32nd overall) and the first pitcher to do so since Andrew Brackman on 9/22/11 (2007 draft, 30th overall)... Was signed to a Major League contract and selected to the active roster between games of a doubleheader on 9/4 at Baltimore... Made his Major League debut in Game 2 on 9/4 at Baltimore after never having pitched professionally above Double-A in his career... Was the seventh Yankee to make his Major League debut in 2020.

2019: Split the season between A-Adv. Tampa, GCL Yankees East and Double-A Trenton... In his first start of the season on 4/4 at Lakeland (ND, 5.0 IP, 0 H, 0 R, 0 BB, 9 K), opposed Casey Mize (5.0 IP, 1 H, 0 R, 0 BB, 8 K), the No. 1 overall selection in the 2018 MLB Draft... Tied career highs in innings and strikeouts in 8/5 start at Lakeland (7.0 IP, 9 K)... Following the season, was named by Baseball America as the No. 12 prospect in the Florida State League also labeled by Baseball America as having the "Best Curveball" in the system.

PERSONAL: In three seasons at South Carolina (2015-17), produced a 15-9 record and 3.21 ERA (229.2 IP, 218 H, 102 R/82 ER, 65 BB, 254 K, 17 HR) in 45 G (36 GS)... As a junior in 2017, went 4-2 and ranked second in the nation with a 1.34 ERA (60.1 IP, 41 H, 15 R/9 ER, 18 BB, 70 K, 3 HR) in nine starts, posting a 10.44 K/9.0 IP ratio and .194 (41-for-211) opponents' BA... Was named to USA Baseball's Golden Spikes Award Midseason Watch List in both 2016 and 2017.

DAVID SOSEBEE | RHP



R/R | 6'2" | 220 LBS | Opening Day Age: 27 |

Gainesville, GA | University of Georgia |

28th Round, 2015 MLB Draft | MLB Service: 0.000 |

2020 PITCHING STATISTICS

TERM	W-L	ERA	G/GS	SV	IP	H	K	BB	BAB	WHIP
Did Not Play										
MLB CAREER (5 Years)	18-14	2.64	156/0	28	262.2	234	296	90	.240	1.23

2020: Did not play due to the COVID-19 pandemic...

2019: Began the season with Triple-A Scranton/Wilkes-Barre but was transferred to Double-A Trenton 4/7 when RHP Jake Barrett was claimed off waivers from the Pittsburgh Pirates... Returned to SWB 4/10 after one appearance in Trenton (4/8 @ Akron: 2.0 IP, 0 R, 4 K) when LHP Danny Coulombe was placed on 7-day Injured List... Had two stints on the 7-day IL (6/8-19 w/ Trenton, 8/15-9/13 w/ Scranton/WB).

2018: Transferred to SWB RailRiders for second time on the season 8/22 when RHP J.P. Feyereisen was placed on 7-Day DL... Transferred to Triple-A SWB 8/2 @ Rochester and immediately made debut, entering in back of Justus Sheffield B6 and stranding the bases loaded to preserve a 5-1 lead -- transferred back to Trenton Thunder following the game... In Double-A Trenton, appeared in 20 G/0 GS: 2-2, 3.66 ERA, 1-for-2 SV, 32.0 IP, 35 H (.282 BAA), 19 R/13 ER, 13 BB, 39 K (10.97 K/9)... Had been transferred from A-Adv. Tampa 6/1... With the Tampa Tarpons: 18 G/0 GS: 4-2, 0.72 ERA, 5-for-6 SV, 25.0 IP, 11 H (.133 BAA), 6 R/2 ER, 8 BB, 30 K (10.8 K/9) and was named Florida State League Midseason All-Star.

PERSONAL: Played three seasons at University of Georgia (2013-15)... Selected by Boston in the 48th round of the 2011 First-Year Player Draft but did not sign... Graduated from White County H.S. (GA), where he was named Region 8-AAA Pitcher of the Year as a senior.

2021 SWB RAILRIDERS

ANDREW VELAZQUEZ | INF



S/L | 5'8" | 170 LBS | Opening Day Age: 25 |

Bronx, NY | Fordham H.S. (NY) |

MiLB Free Agent, 12/23/2020 | MLB Service: 1.070 |

2020 BATTING STATISTICS

TERM	G	AVG	H	R	2B	3B	HR	RBI	SB	CS
Baltimore Orioles	40	.159	10	11	1	1	0	3	4	2
MLB CAREER (3 Years)	68	.156	15	17	4	1	0	3	6	2
MiLB CAREER (8 Years)	656	.270	665	372	105	43	40	231	147	51

2020: Made his first Opening Day roster... Began the season with the Orioles and appeared in 40 games, batting .159 (10-for-63) with 11R, 1 double, 1 triple, 3RBI, 10BB and 4SB... Made nine appearances as a PR and saw time at SS (30 games/19 starts), LF (seven games), CF (three games/one start) and 2B (two starts)... Did not commit an error in 93 total chances overall... Was optioned to the Orioles' Alternate Site on 9/19...

2019: Hit .087 (2-for-23) with 3R, 2 doubles, 1BB and 1SB in 15 games over four stints with the Rays and Indians... Started the season with Triple-A Durham and batted .271 (35-for-129) with 20R, 9 doubles, 1 triple, 4HR, 16RBI and 10BB in 34 games over two stints with the Bulls... Was recalled by Tampa Bay on 4/21 and appeared in 10 games over three stints... Traded to the Cleveland Indians on 7/3 and assigned to Triple-A Columbus... Spent time with the AZL Indians Blue and AZL Indians Red as part of a rehab assignment, batting .517 (15-for-29) with 9R, 6 doubles, 2HR, 6RBI and 3BB in nine games... Hit .244 (11-for-45) with 5R, 4 doubles, 1 triple and 5RBI in 12 games with the Clippers... Was recalled by the Indians on 9/17 and appeared in five games through the end of the season... After the season, played for the Criollos de Caguas of the Puerto Rican Winter League and hit .143 (4-for-28) in 12 games...

PERSONAL: Attended Fordham (N.Y.) H.S.... Was originally selected by the Arizona Diamondbacks in the seventh round of the 2012 First-Year Player Draft... Had committed to play at Virginia Tech University before signing with the Diamondbacks.

ALEXANDER VIZCIANO | RHP



R/R | 6'2" | 160 LBS | Opening Day Age: 23 |

San Cristobal, Dominican Republic |

Non-Drafted Free Agent, 5/18/2016 | MLB Service: 0.000 |

2020 PITCHING STATISTICS

TERM	W-L	ERA	G/GS	SV	IP	H	K	BB	BAB	WHIP
	Did Not Play									
MiLB CAREER (4 Years)	12-20	4.89	56/50	0	259.1	279	261	97	.276	1.45

2021 Preseason Prospect Rankings: *FanGraphs* - NYY No. 30

2020: Did not play due to the COVID-19 pandemic...

2019: Combined with Single-A Charleston and Single-A Tampa to start 21 games, posting a 6-6 record with one complete game and a 4.38 ERA (115.0IP, 113H, 61R/56ER, 38BB, 128K, 8HR)... Set career highs in innings pitched and strikeouts, while matching his previous combined career win total... Completed 7.0IP four times (had only two prior such games in his career)... Began the season with Charleston, going 5-5 with a 4.41 ERA (87.2IP, 43ER) and 101K in 16 starts... Was named to the South Atlantic League Mid-Season All-Star team... Recorded a career-high 10K in consecutive starts on 5/17 vs. Augusta (7.0IP, 6H, 2ER, 0BB) and 5/23 at Asheville (4.2IP, 4H, 4R/2ER, 4BB, 1HR)... Was transferred to Tampa on 7/25 and went 1-1 with a 4.28 ERA (27.1IP, 13ER) and 27K in five starts... Following the season, was named by Baseball America as the No. 9 prospect in the Yankees organization and No. 13 prospect in the South Atlantic League... was labeled as having the "Best Changeup" among Yankees farmhands...

PERSONAL: Made his professional debut with the DSL Yankees, going 0-5 with a 4.89 ERA (35.0IP, 19ER) and 27K in 11 games (six starts).

2021 SWB RAILRIDERS

TYLER WADE | INF/OF



L/R | 6'1" | 185 LBS | Opening Day Age: 26 |

Murrieta, CA | Murrieta Valley HS (CA) |

4th Round, 2013 MLB Draft | MLB Service: 2.093 |

2020 BATTING STATISTICS

TERM	G	AVG	H	R	2B	3B	HR	RBI	SB	CS
New York Yankees	52	.170	15	19	3	0	3	10	4	1
MLB CAREER (4 Years)	161	.190	58	50	14	1	6	28	13	2
MILB CAREER (7 Years)	694	.274	733	426	124	30	24	218	143	56

2020: Hit .170 (15-for-88) with 19R, 3 doubles, 3HR, 10RBI, 12BB and 4SB in 52 games with the Yankees... Spent the entire season at the Major League level for the first time in his career... Made his first career Opening Day start on 7/23 at Washington, going 1-for-1 with 1R and 1BB... Appeared in four playoff games (three as a defensive replacement, one as PR)... Made his postseason debut as ninth inning defensive replacement at 2B in ALWCs Game 1 on 9/29 at Cleveland (did not bat)...

2019: Was slated to be on the Scranton/Wilkes-Barre Opening Day roster, but was recalled to the Yankees on April 1... Had three stints with the Yankees (4/1-5/8, 7/28-8/2, 8/18-end of the season)... Led the RailRiders in triples, was second on the team in stolen bases, and third on the team in AVG (min. 300 AB).

2018: Hit .167 (11-for-66) with 8 R, 4 2B, HR, 5 RBI and SB in 36G over four stints with the Yankees... Made his first career Opening Day roster at age 23 years, 126 days -- youngest position player to make a Yankees O.D. roster since Melky Cabrera in 2007 (age 22 years, 234 days)... Batted .086 (3-for-35) with 4 RBI in 13 G in his first stint with NYY to begin the season before being transferred to Scranton/Wilkes-Barre on 4/22... In 91G with Triple-A Scranton/WB, hit .255 with 46 R, 18 2B, 4 3B, 4 HR, 27 RBI, 37 BB and 11 SB...

PERSONAL: Full name is Tyler Dean Wade... Graduated in 2013 from Murrieta Valley H.S. (CA), where he hit .524 as a senior... Was named an MiLB Organization All-Star in 2014 & 2017, and a Post-Season All-Star in 2015 (Florida State), 2016 (Eastern) and 2017 (International)... Was a Mid-Season All-Star in 2015 and 2016.

BRANDON WAGNER | INF



L/R | 6'0" | 210 LBS | Opening Day Age: 25 |

Princeton, NJ | Howard College (TX)

6th Round, 2015 MLB Draft | MLB Service: 0.000 |

2020 BATTING STATISTICS

TERM	G	AVG	H	R	2B	3B	HR	RBI	SB	CS
Did Not Play										
MILB CAREER (5 Years)	259	.243	377	212	73	5	48	199	7	6

2020: Did not play due to the COVID-19 pandemic...

2019: Began the season with Double-A Trenton... Went 3-for-6, 2 R, 2 HR, 3 RBI 5/27 at Binghamton... Went 3-for-4, 2 R, HR, 4 RBI 8/18 at Reading... Final 14 G with the Trenton Thunder since 8/15: 16-for-52 (.308 AVG/.345 OBP/.423 SLG), 2 HR, 7 RBI, 19 K (36.5%), 2 BB -- raised season AVG from .157 to .177... Promoted to Scranton/Wilkes-Barre 9/1... Went 2-for-4, R, 2B, K 9/4 at Durham in the Governor's Cup Semifinals in his lone postseason appearance with SWB... Following the season, led the Arizona Fall League in RBI, hitting .214 (15-for-70) with 10 R, 4 2B, 2 HR, 21 RBI and 12 BB in 20 G for Surprise... Was named to the AFL Fall Stars Game.

2018: Began season with Tampa: 87 G .270/.376/.510, 13 2B, 20 HR, 57 RBI, 43 BB, 97 K, 1-2 SB... Lead all NYY MiLB in HR and RBI at time of call-up, 2nd in FSL in HR and RBI at time of call-up with 20 HR and 57 RBI... Was named a FSL All-Star... Hit first AA home run as 2nd of back-to-back with Mandy Alvarez on 8/10, 1st time back-to-back HR for Thunder since 8/5/2012... Walked a career-high four times on 8/25 at Hartford... Named an MiLB.com Organization All-Star and Yankees' Minor League Player of the Year.

PERSONAL: Played two seasons at Howard College (Tex.)... Was named a 2015 NJCAA First-Team All-American and the WJCAC MVP after hitting .435/.571/.891 (84-for-193) with 86 R, 20 2B, 22 HR and 80 RBI in 58 games as a sophomore... Was selected by Philadelphia in the 39th round of the 2013 First-Year Player Draft but did not sign... Played at Immaculata H.S. (N.J.), where he was named to the All-Somerset County First Team... Grew up going to Trenton Thunder games and last attended a Thunder game as a fan in 2015 when Aaron Judge, Greg Bird, Gary Sanchez, Luis Severino all played for team.

2021 SWB RAILRIDERS

ADAM WARREN | RHP



R/R | 6'1" | 215 LBS | Opening Day Age: 33 |

Birmingham, AL | University of North Carolina |

MiLB Free Agent, 12/18/2019 | MLB Service: 7.036 |

2020 PITCHING STATISTICS

TERM	W-L	ERR	G/GS	SV	IP	H	K	BB	BAB	WHIP
Did Not Play										
MLB CAREER (8 Years)	30-24	3.53	323/21	6	492.1	435	428	171	.237	1.23
MiLB CAREER (6 Years)	28-26	3.18	94/94	0	509.1	490	404	148	.251	1.25

2020: Did not pitch due to injury (recovery from "Tommy John" surgery)...

2019: Went 4-1 with a 5.34 ERA (28.2IP, 17ER) in 25 relief appearances with San Diego before being placed on the 10-day I.L. on 6/8 with a strained right forearm... Was transferred to the 60-Day I.L. on 7/21 and missed the remainder of the season... On 9/4, underwent "Tommy John" surgery performed by Dr. Keith Meister...

2018: Combined with the Yankees and Mariners to go 3-2 with a 3.14 ERA (51.2IP, 18ER) in 47 relief appearances... Began the season with the Yankees, going 0-1 with a 2.70 ERA (30.0IP, 9ER) with 37K in 24 relief appearances... Made his sixth career Opening Day roster (2013-15 '16-18)...

PERSONAL: Graduated from North Carolina with a degree in business administration... Went 32-4 with a 3.42 ERA (276.0IP, 105ER) and 240K in 65 games (49 starts) in his collegiate career... Left school with the second-most wins by a Tar Heel and tied with Scott Bankhead for the school's highest winning percentage (.889)... Won his first 19 decisions at UNC, marking the longest UNC winning streak since Bankhead won 20 straight from 1983-84... Helped the North Carolina Tar Heels to the College World Series in three straight years (2006-08), leading them to the championship series in 2006 and '07... Graduated fifth in his class from New Bern High School (N.C.), where he earned all-state honors as a junior in 2004 and was selected as the New Bern Sun Journal "Baseball Player of the Year"... Was a member of the ping pong club... Was originally selected by the Yankees in the fourth round of the 2009 First-Year Player Draft.

GREG WEISSERT | RHP



R/R | 6'2" | 215 LBS | Opening Day Age: 26 |

Bay Shore, NY | Fordham University |

18th Round, 2016 MLB Draft | MLB Service: 0.000 |

2020 PITCHING STATISTICS

TERM	W-L	ERR	G/GS	SV	IP	H	K	BB	BAB	WHIP
Did Not Play										
MiLB CAREER (4 Years)	9-11	3.59	111/0	17	173.0	133	222	83	.210	1.25

2020: Did not play due to the COVID-19 pandemic...

2019: Spent the entire regular season split between A-Adv. Tampa and Double-A Trenton, going 3-4 with a 4.02 ERA (4 SV, 65.0 IP, 46 H, 34 R/29 ER, 35 BB, 77 K, 3 HR) in 39 G... Did not allow a run in 10 of his 14 appearances with Trenton... Went 1-1 with an 0.82 ERA (11.0 IP, 1 H, 1 R/1 ER, 7 BB, 14 K) in eight appearances from 8/4-25... Promoted to Triple-A Scranton/Wilkes-Barre for the 2019 Governor's Cup Playoffs... Made two appearances in the Governor's Cup Semifinals vs Durham, combining to throw 1.0 scoreless inning (1 H, 1 BB, 1 K)... Returned to Trenton after Scranton/Wilkes-Barre was eliminated from the playoffs and made two scoreless appearances in the Eastern League Championship Series, including 1.0 IP of relief in the decisive game four.

2018: Split the season between Single-A Charleston and A-Adv. Tampa, going 4-4 with a 3.12 ERA (4 SV, 60.2 IP, 48 H, 34 R/21 ER, 28 BB, 86 K, 4 HR) in 36 G... After posting a 6.10 ERA (7 ER/10.1 IP) in eight games in July, registered a 2.51 ERA (4 ER/14.1 IP) in last 10 G of the season in August and September.

PERSONAL: Played three seasons (2014-16) at Fordham University... In his final season with the Rams, went 5-4 with a 4.04 ERA (78.0 IP, 64 H, 44 R/35 ER, 42 BB, 82 K) in 14 GS, leading Fordham in W, and ranking second in IP and K... Left Fordham as No. 12 on the school's all-time strikeouts list (186)... Attended Bay Shore H.S. (N.Y.).

2021 SWB RAILRIDERS

ASHER WOJCIECHOWSKI | RHP



R/R | 6'4" | 235 LBS | Opening Day Age: 32 |

Pensacola, FL | The Citadel |

MiLB Free Agent, 1/19/2021 | MLB Service: 2.151 |

2020 PITCHING STATISTICS

TERM	W-L	ERA	G/GS	SV	IP	H	K	BB	BAB	WHIP
Baltimore Orioles	1-3	6.81	10/7	0	37.0	45	31	15	.308	1.62
MLB CAREER (4 Years)	9-15	5.95	57/34	0	198.0	219	191	69	.279	1.45
MiLB CAREER (10 Years)	63-46	4.03	185/164	1	951.0	932	800	298	.255	1.29

2020: Was 1-3 with a 6.81 ERA (37.0IP, 45H, 29R/28ER, 15BB, 31K, 11HR) in 10 games (seven starts) with the Baltimore Orioles... Was designated for assignment by Baltimore on 9/17 and assigned to the Orioles' Alternate Site on 9/20, where he would spend the rest of the season...

2019: In 17 games (16 starts) with the Baltimore Orioles, was 4-8 with a 4.92 ERA (82.1IP, 80H, 46R/45ER, 28BB, 80K, 17HR)... Began the season with the Columbus Clippers in the Cleveland Indians organization... Posted an 8-2 record with a 3.61 ERA (84.2IP, 34ER) in 15 starts with the Clippers... Was named an International League Mid-Season All-Star with Columbus... Was acquired by the Baltimore Orioles from Cleveland on 7/1 in exchange for cash considerations... Recorded a Major League career-high 7.1 scoreless innings and 10K in 7/21 start vs. Boston (W, 1H, 2BB, 1HP)...

2018: Spent the entire season with Triple-A Norfolk and Triple-A Charlotte of the Orioles and Chicago White Sox organizations, respectively... Combined to go 5-9 with a 4.53 ERA (119.1IP, 108H, 63R/60ER, 37BB, 126K, 26HR) in 25 games (18 starts)...

PERSONAL: Full name is Randall Asher Wojciechowski... Attended The Citadel, The Military College of South Carolina for three seasons (2008-10)... As a junior in 2010, was named the Southern Conference "Pitcher of the Year"... Finished second in the nation in strikeouts (155) and fifth in wins (12)... Graduated from Beaufort (SC) H.S. in 2007... As a child, lived in the Dominican Republic, Bulgaria and Romania, as his parents were missionaries... Was originally selected by the Toronto Blue Jays in the first round (41st overall) of the 2010 First-Year Player Draft.

ZACK ZEHNER | OF



R/R | 6'4" | 215 LBS | Opening Day Age: 28 |

San Diego, CA | Cal Poly San Luis Obispo |

18th Round, 2015 MLB Draft | MLB Service: 0.000 |

2020 BATTING STATISTICS

TERM	G	AVG	H	R	2B	3B	HR	RBI	SB	CS
Did Not Play										
MiLB CAREER (5 Years)	524	.256	467	242	94	18	45	248	27	17

2020: Did not play due to the COVID-19 pandemic...

2019: Combined between Trenton and Scranton/Wilkes-Barre to bat .226 AVG/.301 OBP/.386 SLG in 105 G with 14 2B, 4 3B, 12 HR, 51 RBI... Began the season on the RailRiders Opening Day roster for the second consecutive season... posted a .266/.322/.474 slash line in 55 G with Scranton/Wilkes-Barre... went 3-for-3, 3 R, 2 HR, 2 RBI, 1 BB on 7/24 at Columbus... Had an 11 G hitting streak from 7/5(G2)-19, batting .357/.357/.738 (15-for-42) during the streak, with 2 2B, 1 3B, 4 HR, 18 RBI, 12 K, 0 BB...missed approximately two weeks from 7/28-8/14 (retroactive to 7/27) on the 7-day IL.

2018: Combined between Trenton and SWB to bat .270 (7th, NYY MiLB) in 119G with 14 HR and 63 RBI... Placed on RailRiders Opening Day roster... Pinch-hit, walk-off 2R HR 6/20 vs. Lehigh Valley -- Entered for Bruce Caldwell after a two-out walk to Kyle Higashioka... Spent time with the Trenton Thunder from 5/23 - 6/19 and 7/12 - 7/27: 32G, .293 AVG (34-for-116), 6 2B, 3 3B, 4 HR, 21 RBI, 17 BB (.385 OBP).

PERSONAL: Played two seasons at Cal Poly (2014-15), where he was named to the 2015 All-Big West First Team after hitting .304 with 9 HR and 45 RBI... Also played two seasons (2012-13) at Santa Barbara City College (CA)... Originally selected by Toronto in the seventh round of the 2014 First-Year Player Draft but did not sign... Named to the Eastern League Mid-Season All-Star Team in 2017 -- Went 2-for-3, R, 2 RBI (2R 1B gave East Division 3-1 lead in the top of the 6th) to win Eastern League All-Star Game MVP in 7-1 win.

2021 TRIPLE-A EAST INFORMATION



TRIPLE-A INFORMATION

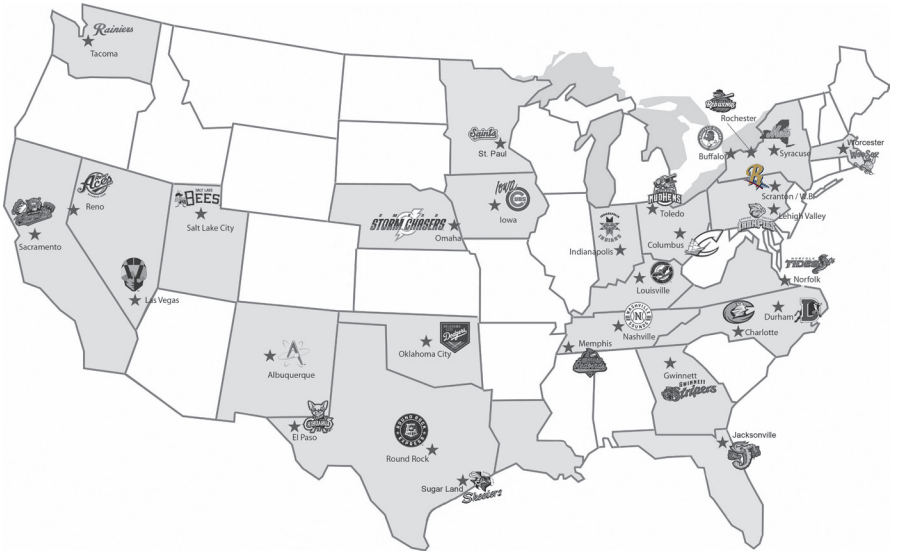
On February 12, 2021, Major League Baseball announced its new plan for affiliated baseball, with 120 Minor League clubs officially agreeing to join the new Professional Development League (PDL).

In total, the new player development system includes 179 teams across 17 leagues in 43 states and four provinces. Including the AZL and GCL, there are 209 teams across 19 leagues in 44 states and four provinces. That includes the 150 teams in the PDL and AZL/GCL along with the four partner leagues: the American Association, Atlantic League, Frontier League and Pioneer League.



The long-time Triple-A structure of the International and Pacific Coast Leagues have been replaced by Triple-A East and Triple-A West. Triple-A East consists on 20 teams; all 14 from the International League, plus teams moving from the Pacific Coast League, the Southern League and the independent Atlantic League. Triple-A West is comprised of nine Pacific Coast League teams and one addition from the Atlantic League.

These changes were made to help reduce travel and allow Major League teams to have their affiliates, in most cases, within 200 miles of the parent club (or play at their Spring Training facilities).



TRIPLE-A CLUBS & AFFILIATES

MIDWEST

E Columbus (Cleveland Indians)
A Indianapolis (Pittsburgh Pirates)
S Iowa (Chicago Cubs)
T Louisville (Cincinnati Reds)
 Omaha (Kansas City Royals)
 St. Paul (Minnesota Twins)
 Toledo (Detroit Tigers)

NORTHEAST

Buffalo (Toronto Blue Jays)
 Lehigh Valley (Philadelphia Phillies)
 Rochester (Washington Nationals)
Scranton/Wilkes-Barre (New York Yankees)
 Syracuse (New York Mets)
 Worcester (Boston Red Sox)

SOUTHEAST

Charlotte (Chicago White Sox)
 Durham (Tampa Bay Rays)
 Gwinnett (Atlanta Braves)
 Jacksonville (Miami Marlins)
 Memphis (St. Louis Cardinals)
 Nashville (Milwaukee Brewers)
 Norfolk (Baltimore Orioles)

EAST

W Albuquerque (Colorado Rockies)
E El Paso (San Diego Padres)
S Oklahoma City (Los Angeles Dodgers)
T Round Rock (Texas Rangers)
 Sugar Land (Houston Astros)

WEST

Las Vegas (Oakland A's)
 Reno (Arizona Diamondbacks)
 Sacramento (San Francisco Giants)
 Salt Lake (Los Angeles Angels of Anaheim)
 Tacoma (Seattle Mariners)

TRIPLE-A EAST NORTHEAST DIVISION



BUFFALO BISONS
One James D. Griffin Plaza
Buffalo, NY 14203

Phone: (716) 846-2000
Press Box: (716) 846-2215
Website: www.bisons.com
E-Mail: info@bisons.com

SAHLEN FIELD
Surface: Natural Grass
Dimensions: LF - 325
CF - 404
RF - 325

Year Opened: 1988
Capacity: 18,025

Affiliation (Since) Toronto Blue Jays (2013)
Distance from Moosic, PA 288 Miles
Manager Casey Candaele (2021)
Pitching Coach Jeff Ware
Hitting Coach Corey Hart
Position Coach Devon White
General Manager Anthony Sprague
Assistant General Manager Brad Bisbing
Radio Announcers Pat Malacaro & Duke McGuire
All-Time Series vs. Scranton/Wilkes-Barre 202-170 (.543)

2019 GAME-BY-GAME:

DATE		WIN	LOSS	SAVE
4/4	@ Buffalo	L 8-3	J. Waguespack (1-0)	Gio Gonzalez (0-1) --
4/5	@ Buffalo	W 6-1	Nestor Cortes (1-0)	S. Morimando (0-1) Joe Harvey (1)
4/6	@ Buffalo	L 10-8	Jordan Romano (1-0)	Raynel Espinal (0-1) Danny Barnes (1)
4/7	@ Buffalo	W 10-2	David Hale (1-0)	Clay Buchholz (0-1) --
4/11	vs. Buffalo	W 9-8 (10)	Cale Coshow (1-0)	Derrick Law (0-1) --
4/12	vs. Buffalo	W 4-1 (5)	David Hale (2-0)	Sean Reid-Foley (0-1) --
4/13	vs. Buffalo	W 10-4	D. Hutchison (1-1)	Jordan Romano (1-1) --
4/14	vs. Buffalo	W 9-5	Gio Gonzalez (2-1)	Danny Paulino (0-1) --
4/19	@ Buffalo	--	Postponed (Rain)	-- --
4/20	@ Buffalo	--	Suspended (Rain)	-- --
	@ Buffalo	--	Postponed (Rain)	-- --
6/3	@ Buffalo	L 4-2 (7)	Zach Logue (1-0)	David Hale (2-1) Kirby Sneed (1)
	@ Buffalo	W 9-2 (7)	Raynel Espinal (2-4)	Andrew Sopko (0-2) --
6/4	@ Buffalo	L 5-4	R. Feierabend (3-1)	D. Camarena (0-2) Jordan Romano (3)
6/5	@ Buffalo	W 3-0 (7)	Chance Adams (4-1)	S. Morimando (2-4) --
	@ Buffalo	W 4-0 (7)	Nestor Cortes (2-2)	Conor Fisk (1-3) --
6/6	@ Buffalo	L 3-2	Kirby Sneed (1-0)	D. Hutchison (4-4) Justin Shafer (5)
6/26	vs. Buffalo	W 10-1	D. Camarena (2-3)	R. Feierabend (4-3) --
6/27	vs. Buffalo	W 6-4 (7)	David Sosebee (3-0)	T.J. Zeuch (1-1) Joe Harvey (6)
	vs. Buffalo	L 1-0 (7)	Ty Tice (2-0)	Raynel Espinal (3-7) Jordan Romano (5)
8/30	vs. Buffalo	L 8-7	Nate Pearson (1-0)	Brody Koerner (4-6) --
8/31	vs. Buffalo	W 9-4	Nick Nelson (1-1)	Nate Pearson (3-1) --
9/1	vs. Buffalo	W 15-12	Michael King (3-1)	Anthony Kay (3-5) --
9/2	vs. Buffalo	L 5-2	R. Feierabend (6-5)	J. Maciejewski (0-1) Bryan Baker (3)

2021 HEAD-TO-HEAD:

DATE	LOCATION	TIME
5/25	vs. Buffalo	6:35 PM
5/26	vs. Buffalo	6:35 PM
5/27	vs. Buffalo	6:35 PM
5/28	vs. Buffalo	6:35 PM
5/29	vs. Buffalo	4:05 PM
5/30	vs. Buffalo	1:05 PM
6/08	@ Trenton	7:00 PM
6/09	@ Trenton	7:00 PM
6/10	@ Trenton	7:00 PM
6/11	@ Trenton	7:00 PM
6/12	@ Trenton	6:30 PM
6/13	@ Trenton	1:00 PM
8/31	vs. Buffalo	7:05 PM
9/01	vs. Buffalo	7:05 PM
9/02	vs. Buffalo	7:05 PM
9/03	vs. Buffalo	7:05 PM
9/04	vs. Buffalo	6:05 PM
9/05	vs. Buffalo	1:05 PM

DID YOU KNOW?

Due to COVID-19, the Toronto Blue Jays will play their home games at their Spring Training home in Dunedin, Florida, and at Buffalo's Sahlen Field. While the Blue Jays are utilizing the ballpark in Buffalo, the Bisons will call Trenton their temporary home. The Bison will play as the Trenton Thunder during home games, but use their own marks when traveling. Gregg Caserta will broadcast the Thunder/Bison game this season while Pat Malacaro remains in Buffalo to assist the Blue Jays.



Trenton was home to the Yankees' Double-A affiliate from 2003 until 2020. In 2019, the club won the Eastern League title. During the reorganization of Minor League Baseball, Trenton joined the MLB Draft League, which is slated to run from May 24 through August 13.

TRENTON THUNDER

1 Thunder Road
Trenton, NJ 08611
Phone: (609) 394-3300

Website: www.trentonthunder.com
E-Mail: fun@trentonthunder.com

TRENTON THUNDER BALLPARK

Surface: Natural Grass
Dimensions: LF - 330
CF - 407
RF - 330

Year Opened: 1994
Capacity: 6,150

TRIPLE-A EAST NORTHEAST DIVISION



LEHIGH VALLEY IRONPIGS

1050 IronPigs Way
Allentown, PA 18109
Phone: (610) 841-7447
Press Box: (610) 841-1317

www.ironpigsbaseball.com
info@ironpigsbaseball.com

COCA-COLA PARK

Surface: Natural Grass
Dimensions: LF - 323
CF - 400
RF - 325

Year Opened: 2008
Capacity: 10,100

Affiliation (Since)	Philadelphia Phillies (2008)
Distance from Moosic, PA	74 Miles
Manager (Since)	Gary Jones (2018)
Pitching Coach	Aaron Fultz
Hitting Coach	Darryl Robinson
General Manager	Kurt Landes
Media Relations Manager	Mike Ventola
Radio Announcers	Patrick McCarthy & Mike Ventola
All-Time Series vs. Scranton/Wilkes-Barre	107-82 (.566)

2019 GAME-BY-GAME:

DATE	WIN	LOSS	SAVE
4/8 @ Lehigh Valley	L 5-4 Victor Arano (1-0)	D. Hutchison (0-1)	James Pazos (1)
4/9 @ Lehigh Valley	W 5-1 Gio Gonzalez (1-1)	Jojo Romero (0-1)	--
4/10 @ Lehigh Valley	L 3-2 Victor Arano (2-0)	Jake Barrett (0-1)	Josh Martin (2)
4/15 vs. Lehigh Valley	W 6-5 (10) Cole Coshow (2-0)	James Pazos (0-1)	--
4/16 vs. Lehigh Valley	-- Postponed (Rain)	--	--
4/17 vs. Lehigh Valley	L 5-3 (7) Cole Irvin (1-0)	J. Loaisiga (0-1)	Edubray Ramos (2)
vs. Lehigh Valley	L 5-3 (7) Tom Windle (1-0)	Chance Adams (0-1)	Edgar Garcia (1)
5/31 vs. Lehigh Valley	W 8-0 Chance Adams (3-1)	E. De Los Santos (2-1)	--
6/1 vs. Lehigh Valley	W 7-4 D. Hutchison (4-3)	Drew Anderson (0-5)	Stephen Tarpley (2)
6/2 vs. Lehigh Valley	L 6-5 Tom Windle (4-0)	Joe Harvey (0-1)	Matt McGarry (1)
6/28 @ Lehigh Valley	L 4-3 Edubray Ramos (1-0)	Jonathan Holder (0-1)	Yackels Rios (7)
6/29 @ Lehigh Valley	L 12-3 Cole Irvin (3-0)	R. Delgado (1-3)	--
6/30 @ Lehigh Valley	L 10-7 Edubray Ramos (2-0)	D. Coulombe (2-2)	--
8/2 vs. Lehigh Valley	W 9-6 David Sosebee (4-1)	Tyler Gilbert (1-2)	J.P. Feyerisen (6)
8/3 vs. Lehigh Valley	L 11-8 Jojo Romero (3-2)	Brody Koerner (4-2)	Edgar Garcia (5)
8/4 vs. Lehigh Valley	W 12-5 Adonis Rosa (4-0)	Ramon Rosso (1-2)	--
8/23 @ Lehigh Valley	W 11-4 Adonis Rosa (6-0)	Ramon Rosso (1-2)	--
8/24 @ Lehigh Valley	L 7-3 Jerad Eickhoff (3-1)	Brian Keller (1-2)	--
8/25 @ Lehigh Valley	L 6-2 Cole Irvin (6-1)	Brody Koerner (4-5)	--

DID YOU KNOW?

The RailRiders and IronPigs compete yearly in the "IronRail Series", complete with a trophy which spends the year in the front office of the victorious team. Despite Scranton/Wilkes-Barre owning a 107-82 lead in the all-time series, the rivalry has been particularly intense lately, with the trophy changing hands in four straight seasons. SWB claimed the trophy in the 2016 and 2018 seasons, while Lehigh Valley took home the Iron Rail in 2017 and 2019.

The IronPigs and RailRiders have also met in the Governor's Cup Semifinals three times -- 2016, 2017 and 2018. The RailRiders claimed all three of those series, sweeping the IronPigs in 2016, and winning the best-of-five series 3-1 in both 2017 and 2018.

2021 HEAD-TO-HEAD:

DATE	LOCATION	TIME
5/11	vs. Lehigh Valley	6:35 PM
5/12	vs. Lehigh Valley	6:35 PM
5/13	vs. Lehigh Valley	6:35 PM
5/14	vs. Lehigh Valley	6:35 PM
5/15	vs. Lehigh Valley	4:05 PM
5/16	vs. Lehigh Valley	1:05 PM
6/01	vs. Lehigh Valley	6:35 PM
6/02	vs. Lehigh Valley	6:35 PM
6/03	vs. Lehigh Valley	6:35 PM
6/04	vs. Lehigh Valley	6:35 PM
6/05	vs. Lehigh Valley	4:05 PM
6/06	vs. Lehigh Valley	1:05 PM
6/22	@ Lehigh Valley	7:05 PM
6/23	@ Lehigh Valley	7:05 PM
6/24	@ Lehigh Valley	7:05 PM
6/25	@ Lehigh Valley	7:05 PM
6/26	@ Lehigh Valley	6:35 PM
6/27	@ Lehigh Valley	1:35 PM
8/10	vs. Lehigh Valley	7:05 PM
8/11	vs. Lehigh Valley	7:05 PM
8/12	vs. Lehigh Valley	7:05 PM
8/13	vs. Lehigh Valley	7:05 PM
8/14	vs. Lehigh Valley	6:05 PM
8/15	vs. Lehigh Valley	1:05 PM
8/24	@ Lehigh Valley	7:05 PM
8/25	@ Lehigh Valley	7:05 PM
8/26	@ Lehigh Valley	7:05 PM
8/27	@ Lehigh Valley	7:05 PM
8/28	@ Lehigh Valley	6:35 PM
8/29	@ Lehigh Valley	1:35 PM
9/14	@ Lehigh Valley	7:05 PM
9/15	@ Lehigh Valley	7:05 PM
9/16	@ Lehigh Valley	7:05 PM
9/17	@ Lehigh Valley	7:05 PM
9/18	@ Lehigh Valley	6:35 PM
9/19	@ Lehigh Valley	1:35 PM

TRIPLE-A EAST NORTHEAST DIVISION



ROCHESTER RED WINGS

One Morrie Silver Way
Rochester, NY 14608
Phone: (585) 454-1001
Press Box: (585) 454-1001 x3095

www.redwingsbaseball.com
info@redwingsbaseball.com

FRONTIER FIELD

Surface: Natural Grass
Dimensions: LF - 325
CF - 402
RF - 335

Year Opened: 1997
Capacity: 10,840

Affiliation (Since)	Washington Nationals (2021)
Distance from Moosic, PA	225 Miles
Manager (Since)	Matthew LeCroy (2020)
Pitching Coach	Michael Tejera
Coach	Brian Daubach
Coach	TBD
General Manager	Dan Mason
Director of Communications	Nate Rowan
Radio Announcer	Josh Whetzel
All-Time Series vs. Scranton/Wilkes-Barre	289-242 (.544)

2019 GAME-BY-GAME:

DATE	WIN	LOSS	SAVE
4/22 @ Rochester	L 8-6 Ryan Eades (1-1)	Raynel Espinal (0-2)	Matt Magill (1)
4/23 @ Rochester	L 8-1 Lewis Thorpe (1-2)	Nestor Cortes (1-1)	--
4/24 @ Rochester	W 5-0 Chance Adams (1-1)	Matt Magill (0-1)	J.P. Feyerherzen (1)
4/25 @ Rochester	L 4-3 (10) D.J. Baxendale (1-1)	Cale Coshow (2-1)	--
4/29 vs. Rochester	L 10-6 Lewis Thorpe (2-2)	Nestor Cortes (1-2)	--
4/30 vs. Rochester	L 11-2 Kohl Stewart (2-2)	J. Loaisiga (0-2)	--
5/1 vs. Rochester	W 8-6 (10) Kaleb Ort (1-0)	Preston Guilmet (0-2)	--
5/2 vs. Rochester	W 7-3 David Hale (3-0)	Chase De Jong (0-3)	Jake Barrett (1)
5/28 vs. Rochester	-- Postponed (Rain)	--	--
5/29 vs. Rochester	W 3-1 (7) Brody Koerner (2-0)	Randy Dobnak (0-1)	Stephen Tarpley (1)
5/30 vs. Rochester	W 6-5 (8) J.P. Feyerherzen (4-0)	Preston Guilmet (0-4)	--
5/30 vs. Rochester	-- Postponed (Rain)	--	--
6/24 @ Rochester	L 8-6 D.J. Baxendale (4-4)	Rex Brothers (0-3)	Ian Krol (2)
6/25 @ Rochester	L 10-9 Nick Stashak (3-0)	D. Coulombe (2-1)	--
7/4 vs. Rochester	L 11-1 Sean Poppen (6-0)	Randy Delgado (1-4)	--
7/5 vs. Rochester	L 4-2 (7) Lewis Thorpe (4-4)	Chance Adams (4-2)	Ryan Eades (2)
7/6 vs. Rochester	W 7-6 (8) J.P. Feyerherzen (7-0)	Ian Krol (1-4)	--
7/6 vs. Rochester	-- Postponed (Rain)	--	--
7/7 vs. Rochester	W 6-3 (7) Raynel Espinal (5-7)	Dr. Hutchison (6-5)	David Sosebee (5)
7/7 vs. Rochester	W 7-4 (7) Will Carter (1-0)	Ryan Eades (3-3)	Joe Harvey (7)
7/31 @ Rochester	L 6-1 Ryan Eades (4-3)	Deivi Garcia (1-2)	--
8/1 @ Rochester	L 5-3 Kohl Stewart (6-5)	D. Camarena (4-7)	Sam Clay (1)

2021 HEAD-TO-HEAD:

DATE	LOCATION	TIME
5/18 @ Rochester		4:05 PM
5/19 @ Rochester		1:05 PM
5/20 @ Rochester		7:05 PM
5/21 @ Rochester		7:05 PM
5/22 @ Rochester		5:05 PM
5/23 @ Rochester		1:05 PM
7/20 vs. Rochester		7:05 PM
7/21 vs. Rochester		12:05 PM
7/22 vs. Rochester		7:05 PM
7/23 vs. Rochester		7:05 PM
7/24 vs. Rochester		6:05 PM
7/25 vs. Rochester		1:05 PM
9/07 vs. Rochester		7:05 PM
9/08 vs. Rochester		7:05 PM
9/09 vs. Rochester		7:05 PM
9/10 vs. Rochester		7:05 PM
9/11 vs. Rochester		6:05 PM
9/12 vs. Rochester		1:05 PM

DID YOU KNOW?

The Rochester Red Wings were the only team in the IL North to sweep the RailRiders in two series during the 2019 season. Despite compiling a stellar 53-39 record against divisional foes, Scranton/Wilkes-Barre had difficulty solving Rochester, posting an 8-11 overall record -- and a dismal 1-7 record at Frontier Field. However, there is an asterisk next to the two sweeps for the Red Wings, as both came in two-game series at Rochester (6/24-25, 7/31-8/1).

LHP Daniel Camarena saw both sides of the series in 2019, making his first appearance of the season on April 24 for Rochester against Scranton/Wilkes-Barre. After allowing three runs on five hits in 4.1 innings, striking out six and issuing no walks in what would be his only appearance with the Red Wings, Camarena was released and signed with the Yankees. He made two starts for SWB against his short-time teammates, going 0-1 with a 6.39 ERA (9 ER/12.2 IP, 15 H, 3 BB, 13 K).

TRIPLE-A EAST NORTHEAST DIVISION



SYRACUSE METS

One Tex Simone Drive
Syracuse, NY 13208
Phone: (315) 474-7833
Press Box: (315) 474-5256

www.syracusechiefs.com
baseball@syracusechiefs.com

NBT BANK STADIUM

Surface: Natural Grass
Dimensions: LF - 330
CF - 400
RF - 330

Year Opened: 1997
Capacity: 11,071

Affiliation (Since) New York Mets (2019)
Distance from Moosic, PA (Miles)..... 139 Miles
Manager (Since)..... Chad Kreuter (2020)
Pitching Coach..... Mike Cather
Hitting Coach..... Joel Chimelis
Bench Coach..... Luis Rivera

General Manager Jason Smorol
Director of Broadcasting and Media Relations/ Radio Announcer Michael Tricarico
All-Time Series vs. Scranton/Wilkes-Barre 308-215 (.589)

2019 GAME-BY-GAME:

DATE	WIN	LOSS	SAVE
4/26 vs. Syracuse	-- Suspended (Rain)	--	--
4/27 vs. Syracuse	W 7-6 (10) J.P. Feyerisen (1-0)	Tim Peterson (0-3)	--
vs. Syracuse	L 3-2 (7) Ryan Hanhold (2-1)	Raynel Espinal (0-3)	Tyler Bashlor (2)
4/28 vs. Syracuse	-- Postponed (Rain)	--	--
5/3 @ Syracuse	W 9-1 D. Hutchison (2-1)	Casey Coleman (0-2)	--
5/4 @ Syracuse	W 4-2 (10) J.P. Feyerisen (2-0)	Paul Sewald (1-1)	David Sosebee (1)
5/5 @ Syracuse	W 14-3 Kaleb Ort (2-0)	Mickey Jannis (0-1)	--
5/24 @ Syracuse	W 6-5 Kaleb Ort (3-0)	P.J. Conlon (0-1)	Joe Harvey (3)
5/25 @ Syracuse	W 17-12 J.P. Feyerisen (3-0)	Casey Coleman (0-5)	Danny Coulombe (1)
5/26 @ Syracuse	W 11-6 Stephen Tarpley (4-0)	A. Caminero (0-2)	David Sosebee (3)
5/27 @ Syracuse	L 9-5 Zach Lee (3-1)	R. Delgado (0-1)	--
6/7 vs. Syracuse	L 3-1 Chris Flexen (4-2)	R. Delgado (0-2)	Paul Sewald (1)
6/8 vs. Syracuse	W 3-1 Brody Koerner (3-0)	Walker Lockett (0-1)	J.P. Feyerisen (3)
6/9 vs. Syracuse	W 7-5 (7) Raynel Espinal (3-4)	Chris Mazza (1-3)	Kaleb Ort (1)
vs. Syracuse	W 14-3 (7) D. Camarena (1-2)	Casey Coleman (1-7)	--
7/11 @ Syracuse	L 4-2 Drew Gagnon (3-2)	D. Camarena (3-4)	Tim Peterson (5)
7/12 @ Syracuse	W 4-3 Randall Delgado (2-4)	Paul Sewald (3-3)	Joe Harvey (8)
7/13 @ Syracuse	L 6-2 Jacob Rhame (3-1)	Stephen Tarpley (4-1)	--
7/14 @ Syracuse	L 5-3 S. Nogosek (3-0)	David Sosebee (3-1)	--
7/29 vs. Syracuse	W 5-4 J.P. Feyerisen (8-1)	Jacob Rhame (3-2)	--
7/30 vs. Syracuse	W 6-3 Stephen Tarpley (5-1)	Tim Peterson (2-6)	Jonathan Holder (2)
9/3 vs. Syracuse	W 14-13 D. Coulombe (3-2)	Eric Hanhold (3-4)	Ben Heller (1)

2021 HEAD-TO-HEAD:

DATE	LOCATION	TIME
5/04	@ Syracuse	6:35 PM
5/05	@ Syracuse	6:35 PM
5/06	@ Syracuse	6:35 PM
5/07	@ Syracuse	6:35 PM
5/08	@ Syracuse	6:35 PM
5/09	@ Syracuse	1:05 PM
6/15	vs. Syracuse	7:05 PM
6/16	vs. Syracuse	7:05 PM
6/17	vs. Syracuse	7:05 PM
6/18	vs. Syracuse	7:05 PM
6/19	vs. Syracuse	6:05 PM
6/20	vs. Syracuse	1:05 PM
7/06	vs. Syracuse	7:05 PM
7/07	vs. Syracuse	7:05 PM
7/08	vs. Syracuse	7:05 PM
7/09	vs. Syracuse	7:05 PM
7/10	vs. Syracuse	6:05 PM
7/11	vs. Syracuse	1:05 PM
7/27	@ Syracuse	6:35 PM
7/28	@ Syracuse	6:35 PM
7/29	@ Syracuse	6:35 PM
7/30	@ Syracuse	6:35 PM
7/31	@ Syracuse	6:35 PM
8/01	@ Syracuse	1:05 PM

DID YOU KNOW?

Though they are now affiliated with the Mets and part of a heated I-81 rivalry with the RailRiders, the Syracuse franchise in the International League has a storied history as a New York Yankees affiliate. From 1967-77, the Syracuse Chiefs were the Triple-A affiliate of the Yankees, and won three International League titles -- 1969, 1970 and 1976. Syracuse has not won a Governor's Cup since 1976, the longest league championship drought of any team in Minor League Baseball.

Notable Yankees to suit up for the Syracuse Chiefs during this era include Thurman Munson (1969), Ron Blomberg (1970-71), and Ron Guidry (1975-76). Future Hall of Fame manager Bobby Cox not only played for Syracuse under its Yankees affiliation in 1970, but went on to manage the club from 1973-76. Cox was then promoted to first base coach on the Yankees MLB staff under Billy Martin in 1977 before being hired for his first managerial stint with the Atlanta Braves in 1978.

TRIPLE-A EAST NORTHEAST DIVISION



WORCESTER RED SOX
122 Madison St.
Worcester, MA 01610
Phone: (401) 724-7303
Press Box: (401) 724-7305

www.woosox.com
pr@woosox.com

POLAR PARK
Surface: Natural Grass
Dimensions: LF - 329
CF - 402
RF - 320
Year Opened: 2021
Capacity: 10,000

Affiliation (Since) Boston Red Sox (1973)
Distance from Moosic, PA 294 Miles
Manager (Since)..... Billy McMillon (2019)
Pitching Coach..... Paul Abbott
Hitting Coach..... Rich Gedman
Coach Bruce Crabbe
General Manager..... Dan Rea III
Vice President, Communications..... Bill Wanless
Radio Announcers Josh Maurer, Mike Antonellis & Jim Cain
All-Time Series vs. Scranton/Wilkes-Barre (vs. Pawtucket)275-254 (.520)

2019 GAME-BY-GAME:

DATE	WIN	LOSS	SAVE
5/21 vs. Pawtucket	L 11-8 Jeremy Bleich (2-1)	D. Hutchison (3-3)	--
5/22 vs. Pawtucket	W 8-6 Stephen Tarpley (3-0)	Matthew Kent (0-2)	Joe Harvey (2)
5/23 vs. Pawtucket	W 10-8 Brody Koerner (1-0)	Josh Smith (1-2)	J.P. Feyerisen (2)
7/1 @ Pawtucket	W 5-1 D. Camarena (3-3)	E. Ramirez (2-5)	--
7/2 @ Pawtucket	W 4-0 Raynel Espinal (4-7)	Kyle Hart (3-3)	--
7/3 @ Pawtucket	W 5-3 Adonis Rosa (2-0)	T. Stankiewicz (4-5)	David Sosebee (4)
8/19 vs. Pawtucket	W 11-1 Brian Keller (1-1)	Erasmio Ramirez (4-8)	--
8/20 vs. Pawtucket	L 7-4 Colton Brewer (1-1)	Brody Koerner (4-4)	Tanner Houck (1)
8/21 vs. Pawtucket	W 4-2 J.P. Feyerisen (9-2)	Kyle Hart (9-6)	--
8/22 vs. Pawtucket	W 4-3 Michael King (1-1)	Ryan Weber (1-4)	Chance Adams (1)
8/26 @ Pawtucket	W 7-4 (10) Ryan Dull (1-0)	Travis Lakins (3-4)	--
8/27 @ Pawtucket	W 4-0 Michael King (2-1)	Ryan Weber (1-5)	--
8/28 @ Pawtucket	-- Postponed (Rain)	--	--
8/29 @ Pawtucket	L 9-5 (8) Colten Brewer (2-2)	Chance Adams (4-4)	--
@ Pawtucket	W 8-4 (10) J.P. Feyerisen (10-2)	Cole Sturgeon (0-1)	--

2021 HEAD-TO-HEAD:

DATE	LOCATION	TIME
6/29	@ Worcester	6:35 PM
6/30	@ Worcester	6:35 PM
7/01	@ Worcester	6:35 PM
7/02	@ Worcester	6:35 PM
7/03	@ Worcester	4:05 PM
7/04	@ Worcester	6:35 PM
7/15	@ Worcester	6:35 PM
7/16	@ Worcester	6:35 PM
7/17	@ Worcester	4:05 PM
7/18	@ Worcester	1:05 PM
8/03	vs. Worcester	7:05 PM
8/04	vs. Worcester	7:05 PM
8/05	vs. Worcester	7:05 PM
8/06	vs. Worcester	7:05 PM
8/07	vs. Worcester	4:05 PM
8/08	vs. Worcester	1:05 PM
8/17	@ Worcester	6:35 PM
8/18	@ Worcester	6:35 PM
8/19	@ Worcester	6:35 PM
8/20	@ Worcester	6:35 PM
8/21	@ Worcester	4:05 PM
8/22	@ Worcester	1:05 PM

DID YOU KNOW?

September 3, 2018 marked a special homecoming for RHP Michael King as he made the start at McCoy Stadium against the Pawtucket Red Sox. King, who hails from Warwick, RI and pitched at powerhouse Bishop Hendricken Catholic H.S., had dozens of tickets to leave for family and friends for the regular season finale. They got to see him allow just 1 R/1 ER on 3H over 6.0 IP that afternoon.

His mother is a lifelong New York Yankees fan and father is a lifelong Boston Red Sox fan: "It was ALCS, Yankees vs. Red Sox. My dad had to work that night, but he had tickets through work, so he sent me with my mom. Mariano Rivera closed it out and the Yankees won. I ended up falling in love with the Yankees that game." Father, Jim, spent over 10 years as a news anchor including at WPRI-TV (Providence, RI) and NECN and now works as a Branch Sales Manager for Hershey's Ice Cream overseeing distribution for Massachusetts and Rhode Island. One of his major clients is Pawtucket's McCoy Stadium.

TRIPLE-A EAST MIDWEST DIVISION



COLUMBUS CLIPPERS
330 Huntington Park Lane
Columbus, OH 43215
Phone: (614) 462-5250
Press Box: (614) 462-7595

www.clippersbaseball.com
info@clippersbaseball.com

HUNTINGTON PARK

Surface: Natural Grass
Dimensions: LF - 325
CF - 400
RF - 318

Year Opened: 2009
Capacity: 10,000

Affiliation (Since)	Cleveland Indians (2009)
Distance from Moosic, PA	468 Miles
Manager (Since)	Andy Tracy (2020)
Pitching Coach	Rigo Beltran
Hitting Coach	Jason Esposito
Coach	J.T. Maguire
General Manager	Ken Schnacke
Director of Communications & Media Relations	Joe Santry
Radio Announcers	Ryan Mitchell & Scott Leo

2019 GAME-BY-GAME:

DATE	WIN	LOSS	SAVE
7/15 vs. Columbus	W 6-4	Deivi Garcia (1-0)	Tanner Tully (1-1)
7/16 vs. Columbus	W 3-1	D. Camarena (4-4)	Eli Morgan (0-1)
7/17 vs. Columbus	L 9-4	R. Delgado (2-5)	Michael Peoples (7-3)
7/18 vs. Columbus	W 7-6	Jonathan Holder (1-1)	Jon Edwards (4-1)
7/23 @ Columbus	W 11-5	Brady Lail (1-0)	Michael Peoples (7-4)
7/24 @ Columbus	W 8-2	Brody Koerner (4-1)	S. Chiang (6-7)
7/25 @ Columbus	W 10-6	Adonis Rosa (3-0)	Aaron Civale (3-1)

2021 HEAD-TO-HEAD:

DATE	LOCATION	TIME
	Do Not Play	



INDIANAPOLIS INDIANS

501 West Maryland Street
Indianapolis, IN 46225
Phone: (317) 269-3542
Press Box: (317) 269-3545

www.indyindians.com
indians@indyindians.com

VICTORY FIELD

Surface: Natural Grass
Dimensions: LF - 320
CF - 402
RF - 320

Year Opened: 1996
Capacity: 14,500

Affiliation (Since)	Pittsburgh Pirates (2005)
Distance from Moosic, PA	641 Miles
Manager (Since)	Brian Esposito (2018)
Pitching Coach	Joel Hanrahan
Hitting Coach	Jon Nunnally
Coach	Gustavo Omana
President & General Manager	Randy Lewandowski
Baseball Communications Coordinator	Anna Kayser
Radio Announcers	Howard Kellman, Andrew Kappes & Cheyne Reiter

2019 GAME-BY-GAME:

DATE	WIN	LOSS	SAVE
5/7 vs. Indianapolis	W 3-1	Chance Adams (2-1)	Rookie Davis (0-3)
5/8 vs. Indianapolis	W 5-4	Stephen Tarpley (1-0)	Sean Keselica (0-1)
5/9 vs. Indianapolis	L 4-2	Alex McRae (3-2)	David Hale (3-1)
5/14 @ Indianapolis	L 4-2	Mitch Keller (4-0)	D. Camarena (0-1)
5/15 @ Indianapolis	L 6-5	Alex McRae (4-2)	Rex Brothers (0-1)
5/16 @ Indianapolis	W 7-4	Drew Hutchison (3-2)	Dario Agrazal (2-1)

2021 HEAD-TO-HEAD:

DATE	LOCATION	TIME
	Do Not Play	

TRIPLE-A EAST MIDWEST DIVISION



IOWA CUBS
Principal Park
One Line Drive
Des Moines IA 50309
Phone: (515) 243-6111

www.iowacubs.com
info@iowacubs.com

PRINCIPAL PARK

Surface: Natural Grass
Dimensions: LF - 335
CF - 400
RF - 335

Year Opened: 1992
Capacity: 11,500

Affiliation (Since)	Chicago Cubs (1981)
Distance from Moosic, PA	1,018 Miles
Manager (Since)	Marty Pevey (2013)
Pitching Coach	Ron Villone
Hitting Coach	Desi Wilson
President / General Manager	Sam Bernabe
VP / Assistant General Manager	Randy Wehofer
Media Relations Manager	Colin Connolly
Radio Announcers	Deene Ehls & Alex Cohen

The Iowa Cubs have been continuously affiliated with the Chicago Cubs since 1981, and the 40-year tenure is the third-longest for any Triple-A team.

Before becoming a Cubs affiliate, Iowa was affiliated with the Chicago White Sox from 1973-74 and 1976-80, with a one-year fling with the Houston Astros in 1975. So for 47 of the last 48 years, Iowa has been affiliated with a Chicago MLB team.

2021 HEAD-TO-HEAD:

DATE	LOCATION	TIME
Do Not Play		



LOUISVILLE BATS

401 East Main Street
Louisville, KY 40202

Phone: (502) 212-2287
Press Box: (502) 212-2054
www.batsbaseball.com
info@batsbaseball.com

LOUISVILLE SLUGGER FIELD

Surface: Natural Grass
Dimensions: LF - 325
CF - 405
RF - 340

Year Opened: 2000
Capacity: 13,131

Affiliation (Since)	Cincinnati Reds (2000)
Distance from Moosic, PA	673 Miles
Manager (Since)	Pat Kelly (2020)
Pitching Coach	Seth Etherton
Hitting Coach	Alex Pelaez
Coach	Kevin Mahar

Senior Vice President	Greg Gallette
Director of Communications	Chris Robinson
Radio Announcer	Nick Curran

2019 GAME-BY-GAME:

DATE	WIN	LOSS	SAVE
7/19 vs. Louisville	L 8-6 (10) R.J. Alaniz (1-0)	J.P. Feyerisen (7-1)	--
7/20 vs. Louisville	W 5-4 D. Acevedo (1-0)	Tejay Antone (2-4)	David Sosebee (6)
7/21 vs. Louisville	L 7-4 Keury Mella (6-10)	D. Camarena (4-5)	--
7/26 @ Louisville	L 4-2 Keury Mella (7-10)	Deivi Garcia (1-1)	Joel Kuhnel (3)
7/27 @ Louisville	L 8-1 Justin Grimm (1-0)	D. Camarena (4-6)	--
7/28 @ Louisville	L 7-3 Jimmy Herget (2-4)	Chance Adams (3-4)	--

2021 HEAD-TO-HEAD:

DATE	LOCATION	TIME
Do Not Play		

TRIPLE-A EAST MIDWEST DIVISION



OMAHA STORM CHASERS

12356 Ballpark Way
Papillion, NE 68046
Phone: (614) 462-5250

www.omahastormchasers.com
info@omahastormchasers.com

WERNER PARK

Surface: Natural Grass
Dimensions: LF - 310
CF - 402
RF - 315
Year Opened: 2011
Capacity: 9,023

Affiliation (Since)	Kansas City Royals (1969)
Distance from Moosic, PA	1,164 Miles
Manager (Since)	Brian Poldberg (2014)
Pitching Coach	Dane Johnson
Hitting Coach	Brian Buchanan
General Manager	Martie Cordaro
Vice President & General Manager	Laurie Schlender
Director of Marketing and Communications	Justin Rolfes
Radio Announcer	Jake Eisenberg

From 1991 through 2012 the Storm Chasers, also known as the Royals (91-98, 02-10) or the Golden Spikes (99-01), were partially owned by Omaha's most famous resident, Warren Buffett.

While he was only a partial owner, he and majority owner Bill Shea sold to Alliance Baseball, LLC, the club's current owners in 2012.

2021 HEAD-TO-HEAD:

DATE	LOCATION	TIME
Do Not Play		



ST. PAUL SAINTS

360 North Broadway St.
Saint Paul, MN 55101
Phone: (651) 644-3517

www.saintsbaserball.com
info@saintsbaserball.com

CHS FIELD

Surface: Natural Grass
Dimensions: LF - 330
CF - 405
RF - 320
Year Opened: 2015
Capacity: 7,210

Affiliation (Since)	Minnesota Twins (2021)
Distance from Moosic, PA	1,097 Miles
Manager (Since)	Toby Gardenhire (2021)
Pitching Coaches	Cibney Bellow & Mike McCarthy
Coach	Matt Borgschulte
Infield Coach	Tyler Smarslok
President & Co-Owner	Mike Veeck
VP/ Director of Broadcasting & Media Relations	Sean Aronson
Radio Announcers	Sean Aronson & Andy Helwig

Operating since 1993 as an independent franchise, the Saints have garnered national publicity for their outlandish promotions.

Some of the highlights over the years include hosting the world's largest food fight to celebrate the 40th anniversary of Animal House in 2018, and the world's largest pillow fight in 2015 which featured appearances from Stephen Baldwin and Joe Piscopo.

2021 HEAD-TO-HEAD:

DATE	LOCATION	TIME
Do Not Play		

TRIPLE-A EAST MIDWEST DIVISION



TOLEDO MUD HENS
406 Washington Street
Toledo, OH 43604
Phone: (419) 725-4367
Press Box: (419) 725-4367 x149

www.mudhens.com
pressbox@mudhens.com

FIFTH THIRD FIELD
Surface: Natural Grass
Dimensions: LF - 320
CF - 415
RF - 315
Year Opened: 2002
Capacity: 8,943

Affiliation (Since)	Detroit Tigers (1987)
Distance from Moosic, PA	468 Miles
Manager (Since)	Tom Prince (2020)
Pitching Coach	Doug Bochtler
Hitting Coach	Mike Hessman
Developmental Coach	C.J. Wamsley
President/CEO	Joe Napoli
Communications & Media Director	Andi Roman
Radio Announcers	Jim Weber & Matt Melzak

2019 GAME-BY-GAME:

DATE	WIN	LOSS	SAVE
5/10 vs. Toledo	L 12-8 Joe Navilhon (1-0)	Drew Hutchison (2-2)	--
5/11 vs. Toledo	W 5-1 Raynel Espinal (1-3)	Matt Hall (2-1)	--
5/12 vs. Toledo	--	Postponed (Rain)	--
5/17 @ Toledo	W 10-5 (7) Adonis Rosa (1-0)	Dree VerHagen (0-1)	--
@ Toledo	L 5-0 (7) Tim Adelman (1-0)	Ryanel Espinal (1-4)	--
5/18 @ Toledo	W 4-3 Stephen Tarpley (2-0)	Joe Navilhon (1-1)	David Sosebee (2)
5/19 @ Toledo	L 4-3 (8) S. Watkins (3-0)	Rex Brothers (0-2)	--

2021 HEAD-TO-HEAD:

DATE	LOCATION	TIME
Do Not Play		



TRIPLE-A EAST SOUTHERST DIVISION



CHARLOTTE
KNIGHTS

CHARLOTTE KNIGHTS

324 South Mint Street
Charlotte, NC 28202
Phone: (704) 357-8071
Press Box: (704) 274-8300

www.charlotteknights.com
knights@charlotteknights.com

BB&T BALLPARK

Surface: Natural Grass
Dimensions: LF - 330
CF - 400
RF - 315

Year Opened: 2014
Capacity: 10,000

Affiliation (Since)	Chicago White Sox (1999)
Distance from Moosic, PA (Miles)	592 Miles
Manager	Wes Helms (2020)
Pitching Coach	Matt Zaleski
Hitting Coach	Chris Johnson
Chief Operating Officer	Dan Rajkowski
General Manager	Rob Egan
Vice President, Communications	Tommy Viola
Radio Announcers	Matt Swierad & Mike Pacheco

2019 GAME-BY-GAME:

DATE	WIN	LOSS	SAVE
8/6 vs. Charlotte	L 5-3 (10) Colton Turner (4-4)	J.P. Feyerisen (8-2)	Juan Minaya (5)
8/7 vs. Charlotte	L 12-2 Donny Roach (3-6)	Daniel Camarena (4-8)	--
8/8 vs. Charlotte	L 7-4 Connor Walsh (2-1)	Will Carter (1-1)	--
8/13 @ Charlotte	L 15-1 Kyle Kubat (4-1)	Brian Keller (0-1)	--
8/14 @ Charlotte	L 13-12 (10) Juan Minaya (4-1)	D. Hernandez (0-1)	--
8/15 @ Charlotte	L 7-5 Justin Nicolino (7-6)	Nick Nelson (0-1)	Matt Foster (3)

2021 HEAD-TO-HEAD:

DATE	LOCATION	TIME
<i>Do Not Play</i>		



DURHAM BULLS

409 Blackwell Street
Durham, NC 27702
Phone: (919) 687-6500
Press Box: (919) 687-0681

www.durhambulls.com
info@durhambulls.com

DURHAM BULLS ATHLETIC PARK

Surface: Natural Grass
Dimensions: LF - 305
CF - 400
RF - 327

Year Opened: 1995
Capacity: 10,000

Affiliation (Since)	Tampa Bay Rays (1998)
Distance from Moosic, PA (Miles)	486 Miles
Manager	Brady Williams (2019)
Pitching Coach	Rick Knapp
Hitting Coach	Kyle Wilson
Bullpen Coach	Alberto Bastardo
Coach	Reinaldo Ruiz
VP of Baseball Operations	Mike Birling
Radio Announcer	Patrick Kinas

2019 GAME-BY-GAME:

DATE	WIN	LOSS	SAVE
6/14 @ Durham	L 16-3 Austin Pruitt (3-2)	D. Camarena (1-3)	--
6/15 @ Durham	L 2-0 Brendan McKay (3-0)	Raynel Espinal (3-5)	Ian Gibaut (2)
6/16 @ Durham	W 7-3 J.P. Feyerisen (5-0)	Cole Sulser (3-3)	Joe Harvey (5)
6/21 vs. Durham	L 6-2 Ricardo Pinto (4-2)	Raynel Espinal (3-6)	--
6/22 vs. Durham	W 4-3 D. Coulombe (2-0)	Casey Sadler (1-1)	--
6/23 vs. Durham	W 11-4 David Sosebee (2-0)	Jake Faria (4-2)	--
9/4 @ Durham	L 9-3 Jose De Leon (1-0)	Brian Keller (0-1)	--
9/5 @ Durham	-- Postponed (Rain)	--	--
9/6 @ Durham	L 4-2 Josh Fleming (1-0)	Michael King (0-1)	Arturo Reyes (1)
9/7 vs. Durham	L 17-2 Aaron Slegers (1-0)	Nick Nelson (0-1)	--

2021 HEAD-TO-HEAD:

DATE	LOCATION	TIME
<i>Do Not Play</i>		

TRIPLE-A EAST SOUTHERST DIVISION



GWINNETT STRIPERS
2500 Buford Drive
Lawrenceville, GA 30043
Phone: (678) 277-0300
Press Box: (678) 277-0321

www.gostripers.com
stripersinfo@braves.com

COOLRAY FIELD
Surface: Natural Grass
Dimensions: LF - 325
CF - 400
RF - 325
Year Opened: 2009
Capacity: 10,427

Affiliation (Since).....	Atlanta Braves (2009)
Distance from Moosic, PA (Miles).....	809 Miles
Manager (Since).....	Matt Tuigasosopo (2021)
Pitching Coach.....	Mike Maroth
Hitting Coach.....	Carlos Mendez
Coach.....	Wigberto Nevarez
VP/General Manager.....	Adam English
Media Relations Manager/ Radio Announcer.....	Dave Lezotte

2019 GAME-BY-GAME:

DATE	WIN	LOSS	SAVE
8/9	vs. Gwinnett L 10-2	Bryse Wilson (8-7)	Brody Koerner (4-3) --
8/10	vs. Gwinnett W 3-1	Kaleb Ort (4-0)	Wes Parsons (2-3) J.P. Feyerisen (7)
8/11	vs. Gwinnett L 3-1	Ian Anderson (1-1)	Deivi Garcia (1-3) A.J. Minter (4)
8/16	@ Gwinnett L 5-2	Tucker Davidson (1-0)	Michael King (0-1) Chad Sobotka (1)
8/17	@ Gwinnett L 8-7 (11)	A.J. Minter (1-1)	Brady Lail (1-1) --
8/18	@ Gwinnett W 9-3	Adonis Rosa (5-0)	Corbin Clouse (0-3) --

2021 HEAD-TO-HEAD:

DATE	LOCATION	TIME
Do Not Play		



JACKSONVILLE JUMBO SHRIMP
301 A. Philip Randolph Blvd.
Jacksonville, FL 32202
Phone: (904) 358-284

www.jaxshrimp.com
info@jaxshrimp.com

121 FINANCIAL BALLPARK
Surface: Natural Grass
Dimensions: LF - 321
CF - 420
RF - 317

Year Opened: 2003
Capacity: 11,000

Affiliation (Since).....	Miami Marlins (2009)
Distance from Moosic, PA.....	938 Miles
Manager (Since).....	Al Pedrique (2021)
Pitching Coach.....	Jeremy Powell
Hitting Coach.....	Phil Plantier
Defensive Coach.....	Danny Black
Owner/ CEO.....	Ken Babby
EVP/ General Manager.....	Harold Crow
Media & Public Relations Manager.....	Scott Kornberg
Radio Announcers.....	Scott Kornberg & Matt Present

Triple-A baseball returns to Jacksonville after a 50 year stint in Double-A's Southern League.

During the 1960's, the Jacksonville Suns were a member of the International League and served as an affiliate for the Cleveland Indians (1962-63), St. Louis Cardinals (1964-65) and New York Mets (1966-68).

2021 HEAD-TO-HEAD:

DATE	LOCATION	TIME
Do Not Play		

General Information

2021 Field Staff

2021 Haulriders

2021 Triple-A East

2019 Review

All-Time Roster & Stats

SWB Records

Additional Information

TRIPLE-A EAST SOUTHERST DIVISION



MEMPHIS REDBIRDS
198 Union Avenue
Memphis, Tennessee 38103
Phone: (901) 721-6000

www.memphisredbirds.com
info@memphisredbirds.com

AUTOZONE PARK
Surface: Natural Grass
Dimensions: LF - 319
CF - 400
RF - 322
Year Opened: 2000
Capacity: 10,000

Affiliation (Since)	St. Louis Cardinals (1998)
Distance from Moosic, PA (Miles)	1,045 Miles
Manager	Ben Johnson (2019)
Pitching Coach	Dernier Orozco
Coach	Brandon Allen
President & General Manager	Craig Unger
Media Relations Manager/ Radio Announcer	Evan Stockton

The Memphis Redbirds logos pay tribute in several ways to the city. The logo was re-done in 2017 to evoke the famous neon signs that populate Beale Street, the heart of which is near AutoZone Park.

The secondary logo of an “M” in the shape of a music note is a tribute to Memphis’ blues and rock ‘n’ roll heritage.

2021 HEAD-TO-HEAD:

DATE	LOCATION	TIME
Do Not Play		



NASHVILLE SOUNDS
19 Junior Gilliam Way
Nashville, TN 37219
Phone: (615) 690-6487

www.nashvillesounds.com
info@nashvillesounds.com

FIRST HORIZON PARK
Surface: Natural Grass
Dimensions: LF - 330
CF - 403
RF - 310
Year Opened: 2015
Capacity: 10,000

Affiliation (Since)	Milwaukee Brewers (2021)
Distance from Moosic, PA (Miles)	833 Miles
Manager	Rick Sweet (2014)
Pitching Coach	Jim Henderson
Hitting Coach	Al LeBoeuf
Coach	Ned Yost IV
VP of Operations	Doug Scopel
Director of Communications	Chad Seely
Radio Announcer	Jeff Hem

Prior to moving up to Triple-A in 1985, the Nashville Sounds were the Double-A affiliate of the Yankees from 1980-84.

The 1980 Sounds are considered one of the best minor league teams ever. Led by Steve Balboni and future NL MVP Willie McGee and managed by Stump Merrill, the team went an astonishing 97-46.

2021 HEAD-TO-HEAD:

DATE	LOCATION	TIME
Do Not Play		

TRIPLE-A EAST SOUTHEAST DIVISION



NORFOLK TIDES
150 Park Avenue
Norfolk, VA 23510
Phone: (757) 622-2222
Press Box: (757) 622-2222 x 112

www.norfolktides.com
receptionist@norfolktides.com

HARBOR PARK
Surface: Natural Grass
Dimensions: LF - 333
CF - 410
RF - 338

Year Opened: 1993
Capacity: 12,067

Affiliation (Since)	Baltimore Orioles (2007)
Distance from Moosic, PA	378 Miles
Manager (Since)	Gary Kendall (2019)
Pitching Coach	Kennie Steenstra
Hitting Coach	Tim Gibbons
Coach	Ramon Sambo
Coach	Malcolm Holland
General Manager	Joe Gregory
Director of Communications	Dan Laverde
Radio Announcers	Pete Michaud & Jeff McCarragher

2019 GAME-BY-GAME:

DATE	WIN	LOSS	SAVE
6/11 @ Norfolk	W 4-1	D. Hutchison (5-4)	C. Shepherd (0-6)
6/12 @ Norfolk	W 7-6	D. Coulombe (1-0)	Tyler Herb (4-4)
6/13 @ Norfolk	L 4-3	Tom Eshelman (2-1)	Brody Koerner (3-1)
6/18 vs. Norfolk	W 8-4	Randall Delgado (1-2)	Tyler Herb (4-5)
6/19 vs. Norfolk	W 7-6 (10)	David Sosebee (1-0)	Chris Lee (3-2)
6/20 vs. Norfolk	W 9-7	J.P. Feyerisen (6-0)	David Hess (0-1)

2021 HEAD-TO-HEAD:

DATE	LOCATION	TIME
Do Not Play		



2019 SEASON-IN-REVIEW



2019 RAILRIDERS STATISTICS

2019 RAILRIDERS INDIVIDUAL HITTING:

HITTERS	AVG	G	AB	R	H	2B	3B	HR	RBI	BB	SO	SB	CS	OBP	SLG
Alvarez, Mandy	.277	66	238	31	66	18	0	6	44	18	39	1	2	.327	.429
Amburgey, Trey	.274	124	470	73	129	31	3	22	62	32	112	6	2	.329	.494
Arcia, Francisco	.289	14	45	5	13	3	0	1	6	3	11	0	0	.327	.422
Burns, Billy	.258	93	267	42	69	15	3	2	25	27	41	14	3	.330	.360
Carrizales, Omar	.167	5	12	0	2	0	0	0	0	3	4	0	0	.333	.167
Deglan, Kellin	.158	6	19	3	3	0	0	1	2	2	6	0	0	.273	.316
Encarnacion, Edwin	.125	2	8	2	1	0	0	0	1	0	2	0	0	.222	.125
Estrada, Thairo	.266	60	241	39	64	17	2	8	32	14	50	3	1	.313	.452
Fleming, Billy	.244	12	41	4	10	0	0	1	5	3	16	0	0	.295	.317
Ford, Mike	.303	79	294	59	89	20	0	23	60	46	55	0	1	.401	.605
Frazier, Clint	.247	61	247	35	61	20	1	8	26	17	56	1	2	.305	.433
Gore, Terrance	.164	21	55	8	9	3	1	0	1	12	17	3	0	.324	.255
Gregorius, Didi	.120	6	25	1	3	0	0	0	1	0	2	0	0	.154	.120
Hicks, Aaron	.429	2	7	4	3	2	0	1	1	1	1	1	0	.500	1.143
Higashioka, Kyle	.278	70	241	42	67	13	0	20	56	24	53	0	0	.348	.581
Judge, Aaron	.125	5	16	2	2	0	0	1	2	3	7	0	0	.263	.313
Katoh, Gosuke	.279	83	262	45	73	10	0	11	39	42	82	8	4	.382	.443
Kratz, Erik	.299	46	154	27	46	10	0	7	31	17	21	1	0	.375	.500
Lavarinway, Ryan	.213	35	108	13	23	2	0	3	19	17	26	0	0	.333	.315
Lidge, Ryan	.182	3	11	1	2	1	0	0	0	0	5	0	0	.182	.273
Lipka, Matt	.281	18	64	7	18	5	0	2	11	8	16	4	1	.361	.455
Maybin, Cameron	.462	3	13	4	6	2	0	1	2	1	2	0	0	.500	.846
McBroom, Ryan	.315	117	413	87	130	29	0	26	66	58	100	2	2	.402	.574
Miller, Brad	.294	41	136	31	40	9	1	10	29	24	40	1	3	.399	.596
Morrison, Logan	.289	43	152	29	44	11	0	15	37	8	26	0	1	.341	.658
Pennington, Cliff	.196	29	92	15	18	3	1	5	16	14	24	4	0	.306	.413
Rijo, Wendell	.270	43	137	18	37	10	0	7	17	8	35	1	0	.324	.496
Sanchez, Gary	.200	2	5	1	1	0	0	0	0	1	1	0	0	.333	.200
Stanton, Giancarlo	.091	3	11	1	1	0	0	1	3	0	7	0	0	.091	.364
Tauchman, Mike	.274	28	95	22	26	10	3	2	16	16	16	4	0	.386	.505
Ursula, Gio	.444	2	9	2	4	2	0	0	1	0	2	0	0	.444	.667
Valera, Breyvic	.315	83	305	44	96	18	2	13	49	34	34	8	6	.388	.515
Voit, Luke	.471	4	17	5	8	2	0	2	4	2	0	0	0	.526	.941
Wade, Tyler	.296	79	301	51	89	19	4	4	38	23	76	13	5	.352	.491
Wagner, Brandon	.333	2	6	1	2	0	0	0	2	0	2	0	0	.333	.333
Zehner, Zack	.266	55	192	32	51	11	1	9	37	18	63	2	2	.322	.474

2019 RAILRIDERS INDIVIDUAL PITCHING:

PITCHERS	W	L	ERA	G	GS	SV	IP	H	R	ER	HR	BB	SO	WHIP	AVG
Acevedo, Domingo	1	0	5.40	10	0	0	16.2	19	10	10	4	4	21	1.38	.288
Adams, Chance	4	4	4.63	18	15	1	81.2	77	44	42	11	38	80	1.41	.242
Alvarez, Daniel	0	0	0.00	1	0	0	0.2	0	0	0	0	0	0	0.00	.000
Barrett, Jake	0	1	1.17	10	0	1	15.1	10	2	2	0	4	20	0.91	.182
Bies, Daniel	0	0	3.00	1	0	0	3.0	2	2	1	0	3	3	1.67	.200
Brothers, Rex	0	3	4.93	34	0	0	45.2	37	25	25	6	36	81	1.60	.222
Camarena, Daniel	4	8	6.27	17	16	0	99.0	121	74	69	21	22	88	1.44	.303
Carter, Will	1	1	9.33	10	0	0	18.1	21	19	19	3	16	7	2.02	.284
Cortes Jr., Nestor	2	2	3.86	7	6	0	39.2	29	17	17	3	11	42	1.01	.203
Cothran, Cale	2	1	5.28	14	0	2	15.1	16	13	9	3	10	22	1.70	.262
Coulombe, Danny	3	2	5.01	17	0	1	23.1	26	13	13	5	15	43	1.76	.277
Delgado, Randall	2	5	6.49	10	10	0	51.1	62	41	37	9	16	44	1.52	.308
Dull, Ryan	1	0	2.70	4	0	0	6.2	3	3	2	1	1	4	0.60	.136
Espinal, Raynel	5	7	4.32	18	12	0	75.0	73	37	36	10	22	79	1.27	.259
Farquhar, Danny	0	0	21.00	2	0	0	3.0	6	7	7	3	2	4	2.67	.400
Feyerisen, J.P.	10	2	2.49	40	0	7	61.1	37	22	17	6	31	94	1.11	.173
Garcia, Deivi	1	3	5.40	11	6	0	40.0	39	25	24	8	20	45	1.48	.262
German, Domingo	0	0	9.00	1	1	0	4.0	4	4	4	2	2	5	1.50	.235
Gonzalez, Gio	2	1	6.00	3	3	0	15.0	19	10	10	1	6	19	1.67	.317
Green, Chad	0	0	2.45	3	3	0	7.1	5	2	2	0	2	14	0.95	.185
Hale, David	3	2	4.13	7	7	0	32.2	36	17	15	3	10	30	1.41	.277
Harvey, Joe	0	1	3.12	22	0	9	26.0	15	10	9	4	15	38	1.15	.161
Heller, Ben	0	0	0.82	9	4	1	11.0	5	1	1	0	3	13	0.73	.143
Hernandez, David	0	1	7.71	8	0	0	7.0	13	5	7	6	1	8	1.18	.186
Holder, Jonathan	1	1	2.92	9	0	2	12.1	13	5	4	1	2	15	1.22	.271
Hutchison, Drew	5	4	5.14	12	10	0	63.0	64	44	36	8	28	61	1.46	.264
Jennings, Dan	0	0	33.75	2	0	0	1.1	5	5	5	3	0	2	3.75	.556
Junk, Janson	0	0	11.57	1	1	0	2.1	5	4	3	1	0	2	2.14	.385
Keller, Brian	1	2	6.91	5	5	0	27.1	36	21	21	3	9	25	1.65	.321
King, Michael	3	1	4.18	4	3	0	23.2	20	12	11	3	6	28	1.10	.227
Koerner, Brody	4	6	5.63	21	16	0	112.0	135	80	70	17	37	89	1.54	.297
Lail, Brady	1	1	7.47	11	0	0	15.2	19	14	13	3	3	17	1.40	.297
Lane, Trevor	0	0	3.86	2	0	0	4.2	2	2	2	1	2	5	0.86	.125
Loaisiga, Jonathan	0	2	6.32	5	4	0	15.2	14	11	11	3	5	19	1.21	.230
Lyons, Tyler	0	0	1.93	3	0	0	4.2	5	1	1	0	3	5	1.71	.263
Maciejewski, Josh	0	1	5.25	3	2	0	12.0	13	8	7	4	9	11	1.83	.289
Mantiply, Joe	0	0	4.82	6	0	0	9.1	11	6	5	3	1	7	1.29	.282
Montgomery, Jordan	0	0	0.00	1	1	0	1.2	2	1	0	0	0	3	1.20	.250
Nelson, Nick	1	1	4.71	4	4	0	21.0	20	11	11	2	7	24	1.29	.247
Ort, Kaleb	4	0	4.05	24	0	2	33.1	29	17	15	2	24	51	1.59	.236
Rosa, Adonis	6	0	3.88	13	8	0	60.1	65	33	26	9	14	51	1.31	.270
Rosenthal, Trevor	0	0	108.00	1	0	0	0.1	0	4	4	0	3	0	9.00	.000
Semple, Shawn	0	0	21.60	1	1	0	3.1	8	8	8	1	3	2	3.30	.471
Severino, Luis	0	0	18.00	1	1	0	1.0	3	2	2	1	0	2	3.00	.600
Sosebee, David	4	1	3.54	31	0	6	48.1	46	23	19	6	19	59	1.34	.246
Tarpley, Stephen	5	1	3.13	18	2	3	31.2	25	15	11	3	13	34	1.20	.212

		RAILRIDERS					OPPONENTS										
		SCORE	R	H	E	LOB	R	H	E	LOB	WINNING PITCHER	LOSING PITCHER	SAVE	REC.	STANDINGS	ATT	TIME
1	4/4	@ Buffalo	1-8 3	3	9	1 5	8	10	0	4	Jacob Wagnespach (1-4)	Shawn Morimoto (0-1)	--	0-1	-1.0 (T-4th)	12,898	232
2	4/5	@ Buffalo	W 6-1	6	9	0 7	1	4	2	3	Nester Cortes (1-0)	Gion Merimando (0-1)	Joe Harvey (1)	1-1	-0.5 (T-3rd)	4,351	251
3	4/6	@ Buffalo	1-10 8	8	7	2 6	10	11	0	10	Jordan Romano (1-0)	Raynel Espinal (0-1)	Danny Barnes (1)	1-2	-1.0 (T-4th)	5,273	309
4	4/7	@ Buffalo	W 10-2	10	10	2 0	8	2	1	9	Dave Hale (1-0)	Clay Buchholz (0-1)	--	1-2	-1.0 (T-4th)	7,608	242
5	4/8	@ Lehigh Valley	1-5 4	4	9	0 6	5	7	0	6	Victor Arano (1-0)	Drew Hutchison (0-1)	James Pazo (1)	2-3	-2.0 (T-3rd)	6,109	242
6	4/9	@ Lehigh Valley	W 5-1	5	10	0 12	1	5	1	6	Joe Gonzalez (1-1)	Joel Romero (0-1)	--	2-3	-2.0 (T-3rd)	5,024	301
7	4/10	@ Lehigh Valley	1-3 2	2	10	1 0	3	6	1	3	Victor Arano (2-0)	Derrick Law (0-1)	Josh Martin (2)	3-4	-2.0 (4th)	5,799	227
8	4/11	@ Buffalo	W 9-8 (9)	10	11	7 1	8	10	0	11	Cale Coshow (1-0)	James Pazo (1-1)	--	4-4	-2.0 (4th)	10,000	336
9	4/12	@ Buffalo	W 4-1 (5)	4	5	0 4	1	2	1	2	Dave Hale (2-0)	Sean Reid-Foley (0-1)	--	5-4	-2.0 (3rd)	3,749	124 (0:50)
10	4/13	@ Buffalo	W 10-4	10	12	0 7	4	7	0	7	Jordan Romano (1-1)	Jordan Romano (1-1)	--	6-4	-2.0 (3rd)	4,003	305
11	4/14	@ Buffalo	W 9-5	9	12	0 4	4	5	13	0	Gio Gonzalez (2-1)	Danny Paulino (0-1)	--	7-4	-1.5 (2nd)	3,068	244
12	4/15	@ Lehigh Valley	W 6-5 (10)	6	7	1 7	5	11	1	12	Cale Coshow (2-0)	James Pazo (0-1)	--	8-4	-0.5 (2nd)	2,941	303
--	4/16	@ Lehigh Valley	--	--	--	--	--	--	--	--	Postponed (Rain)	--	--	8-4	-0.5 (2nd)	--	--
13	4/17	@ Lehigh Valley G1	1-5 3 (7)	3	10	1 7	5	5	1	4	Cole Irvin (1-0)	Jonathan Louisiana (0-1)	Edubray Ramos (2)	8-5	-1.5 (2nd)	--	201
14	--	@ Lehigh Valley G2	1-5 3 (7)	3	6	0 9	5	5	0	4	Tom Windle (1-0)	Chance Adams (0-1)	Edgar Garcia (1)	8-6	-2.5 (2nd)	4,213	228
4/19	@ Buffalo	--	--	--	--	--	--	--	--	--	Postponed (Rain)	--	--	--	-2.5 (2nd)	--	--
4/20	@ Buffalo - Game 1	--	--	--	--	--	--	--	--	--	Suspended (Rain)	--	--	--	-3.0 (2nd)	--	--
--	@ Buffalo - Game 2	--	--	--	--	--	--	--	--	--	Postponed (Rain)	--	--	--	-3.0 (2nd)	--	--
15	4/22	@ Rochester	1-8 6	6	5	1 4	8	11	4	10	Ryan Eades (1-1)	Raynel Espinal (0-2)	Matt Magill (1)	8-7	-3.5 (3rd)	3,162	309
16	4/23	@ Rochester	1-8 1	1	3	1 0	2	8	10	0	Lewis Thorne (1-1)	Natt Magill (0-1)	--	8-8	-4.5 (3rd)	2,632	226 (1:00)
17	4/24	@ Rochester	W 5-0	5	11	0 11	8	0	3	2	Chance Adams (1-2)	Matt Magill (1-1)	J.P. Feyereisen (1)	9-8	-4.5 (3rd)	2,531	250
18	4/25	@ Rochester	1-4 3 (10)	3	10	1 13	4	6	1	5	DJ. Baxendale (1-1)	Cale Coshow (2-1)	--	9-9	-4.5 (3rd)	4,328	313
--	4/26	@ Syracuse	--	--	--	--	--	--	--	--	Suspended (Rain)	--	--	9-9	-5.0 (3rd)	--	--
19	4/27	@ Syracuse - G1	W 7-6 (10)	7	13	1 13	6	11	0	8	J.P. Feyereisen (1-0)	Tim Peterson (0-3)	--	10-9	--	5,188	333 (3:05)
20	--	@ Syracuse - G2	1-3 2 (7)	2	10	1 9	3	6	0	5	Ryan Hanhold (2-1)	Raynel Espinal (0-3)	Tyler Bashlor (2)	10-10	-4.5 (3rd)	6,308	217
--	4/28	@ Syracuse	--	--	--	--	--	--	--	--	Postponed (Rain)	--	--	10-10	-5.0 (3rd)	--	--
21	4/29	@ Rochester	1-10 6	6	6	1 3	10	11	0	7	Lewis Thorne (2-2)	Nester Cortes (1-2)	--	10-10	-5.0 (3rd)	2,851	302
22	4/30	@ Rochester	1-11 2	2	10	1 9	11	12	0	8	Kohl Stewart (2-2)	Jonathan Louisiana (0-2)	--	10-12	-5.0 (3rd)	3,388	302
23	5/1	@ Rochester	W 8-6 (10)	8	11	1 6	6	9	1	11	Kaleb Ort (1-0)	Preston Guilmet (0-2)	--	11-12	-4.5 (3rd)	3,125	250
24	5/2	@ Rochester	W 7-3	7	12	1 12	3	10	1	10	Dave Hale (3-0)	Chase De Jong (0-3)	Jake Barrett (1)	12-2	-4.0 (3rd)	3,517	302
25	5/3	@ Syracuse	W 9-1	9	14	0 7	1	4	0	3	Drew Hutchison (2-1)	Casey Coleman (0-2)	--	13-12	-4.0 (3rd)	2,728	242
26	5/4	@ Syracuse	W 4-2 (10)	4	8	0 5	2	2	1	5	J.P. Feyereisen (2-0)	Paul Sewald (1-1)	David Sosebee (1)	14-12	-4.0 (3rd)	4,833	250
27	5/5	@ Syracuse	W 14-3	14	16	0 7	3	9	1	6	Kaleb Ort (2-0)	Mikey Janins (0-1)	--	15-12	-3.0 (3rd)	5,494	246
28	5/7	@ Indianapolis	W 3-1	3	11	1 7	1	3	0	3	Chance Adams (2-1)	Rookie Davis (0-3)	Cale Coshow (1-1)	16-12	-2.0 (2nd)	3,501	238 (1:57)
29	5/8	@ Indianapolis	W 5-4	5	9	1 13	4	11	0	8	Stephen Tarpley (2-0)	Sean Kessela (0-1)	--	17-12	-1.0 (2nd)	3,597	314
30	5/9	@ Indianapolis	1-4 2	2	5	0 6	4	8	0	7	Alex McRae (3-2)	Dave Hale (3-1)	Geoff Hartlieb (1)	17-13	-1.0 (3rd)	8,658	233
31	5/10	@ Toledo	1-12 8	8	8	2 4	12	15	1	6	Joe Navillion (1-0)	Drew Hutchison (2-2)	--	17-14	-1.5 (3rd)	5,102	323
32	5/11	@ Toledo	W 5-1	5	8	0 4	1	4	0	5	Raynel Espinal (1-3)	Matt Hall (2-1)	--	18-14	-0.5 (T-2nd)	5,812	228
5/12	@ Toledo	--	--	--	--	--	--	--	--	--	Postponed (Rain)	--	--	--	-1.0 (T-2nd)	--	--
5/14	@ Indianapolis	1-4 2	2	5	1 7	4	9	0	5	Mitch Keller (4-0)	Dani Camarena (0-1)	D. Neverauskas (3)	18-15	-1.5 (T-2nd)	4,919	234	
34	5/15	@ Indianapolis	1-6 5	5	7	0 7	6	10	1	3	Alex McRae (4-2)	Res Brothers (0-1)	Jake Brents (1)	18-16	-2.0 (T-2nd)	11,675	230
35	5/16	@ Indianapolis	W 7-4	7	9	1 5	4	10	0	10	Drew Hutchison (3-2)	Dario Agrazal (2-1)	Cale Coshow (2)	19-16	-2.0 (T-2nd)	12,266	308
36	5/17	@ Toledo - Game 1	W 10-5 (7)	10	13	2 6	5	10	0	6	Adonis Rosa (1-0)	Drew VerHagen (0-1)	--	20-16	--	--	220
37	--	@ Toledo - Game 2	1-5 0 (7)	1	0	2 5	5	9	0	9	Tim Adelman (1-0)	Raynel Espinal (1-4)	--	20-17	-1.5 (2nd)	6,021	212
38	5/18	@ Toledo	W 4-3	4	10	0 8	3	6	1	6	Stephen Tarpley (2-0)	Joe Navillion (1-1)	David Sosebee (2)	21-17	-1.5 (2nd)	7,367	245
39	5/19	@ Toledo	1-4 3 (8)	3	8	0 5	4	6	0	4	Spenser Watkins (2-0)	Res Brothers (0-2)	--	21-18	-1.5 (2nd)	5,991	202 (0:48)
40	5/21	@ Pawtucket	1-11 8	8	11	4 9	11	15	0	11	Jeremy Bleich (2-1)	Drew Hutchison (3-3)	--	22-19	-1.5 (3rd)	5,468	349
41	5/22	@ Pawtucket	W 8-6	8	8	1 5	6	8	0	8	Stephen Tarpley (2-0)	Matthew Kent (0-2)	Joe Harvey (2)	22-19	-0.5 (3rd)	5,321	311
42	5/23	@ Pawtucket	W 10-8	10	7	1 3	8	10	0	8	Brody Koerner (1-0)	Joey Smith (1-2)	J.P. Feyereisen (2)	23-19	-0.5 (2nd)	10,000	308
43	5/24	@ Pawtucket	W 6-5	6	8	1 6	5	11	0	11	Kaleb Ort (3-0)	Pat Colon (0-1)	Joe Harvey (3)	24-19	+0.5 (1st)	6,310	304
44	5/25	@ Syracuse	W 17-12	17	19	0 9	9	12	13	13	J.P. Feyereisen (3-0)	Casey Coleman (0-5)	Danny Coulombe (1)	25-19	+0.5 (1st)	3,771	351 (1:39)
45	5/26	@ Syracuse	W 11-6	11	13	0 9	6	7	1	3	Stephen Tarpley (4-0)	A. Caminero (0-2)	David Sosebee (3)	26-19	+1.5 (1st)	7,669	311
46	5/27	@ Syracuse	1-9 5	5	8	0 8	8	9	12	1	Zach Lee (3-1)	Randall Delgado (0-1)	--	26-20	+0.5 (1st)	5,410	300
--	5/28	@ Rochester	--	--	--	--	--	--	--	--	Postponed (Rain)	--	--	--	+0.5 (1st)	--	--
47	5/29	@ Rochester - G1	W 3-1 (7)	3	6	0 6	1	4	0	6	Brody Koerner (2-0)	Randy Dobnak (0-1)	Stephen Tarpley (1)	27-20	--	--	1,553 (1:59)
48	--	@ Rochester - G2	W 6-5 (8)	6	9	1 8	5	5	1	3	J.P. Feyereisen (4-0)	Preston Guilmet (0-4)	--	28-20	+1.5 (1st)	3,997	227
--	5/30	@ Rochester	--	--	--	--	--	--	--	--	Postponed (Rain)	--	--	--	+2.0 (1st)	--	--
49	5/31	@ Lehigh Valley	W 8-0	8	10	0 8	0	7	1	9	Chance Adams (3-1)	Eryel De Los Santos (2-1)	--	29-20	+3.0 (1st)	10,000	254 (0:26)
50	6/1	@ Lehigh Valley	W 7-4	7	9	0 0	6	4	1	7	Drew Hutchison (4-3)	Drew Anderson (0-5)	Stephen Tarpley (2)	30-20	+4.0 (1st)	9,157	244
51	6/2	@ Lehigh Valley	1-6 5	5	11	1 9	6	11	0	7	Tom Windle (4-0)	Joe Harvey (0-1)	Matt McGarry (1)	30-21	+3.0 (1st)	5,319	257
52	6/3	@ Buffalo - Game 1	1-4 2 (7)	2	10	1 13	4	7	1	8	Zach Lee (1-0)	Dave Hale (2-1)	Kirby Sneed (1)	30-22	--	5,162	221 (1:30)
53	--	@ Buffalo - Game 2	W 9-2 (7)	9	12	2 6	2	7	1	7	Raynel Espinal (2-0)	Andrew Sopko (0-2)	--	31-22	+3.5 (1st)	4,908	218
54	6/4	@ Buffalo	1-5 4	4	11	0 7	5	7	0	2	Ryan Feierabend (3-1)	Dani Camarena (0-2)	Jordan Romano (3)	31-23	+3.5 (1st)	5,211	227
55	6/5	@ Buffalo - Game 1	W 3-0 (7)	3	8	0 5	0	3	1	2	Chance Adams (4-1)	Shawn Morimando (2-4)	--	32-23	--	--	141
56	--	@ Buffalo - Game 2	W 4-0 (7)	4	7	0 4	0	1	1	2	Nitor Cortes (2-2)	Conor Fick (1-3)	--	33-23	+4.0 (1st)	4,512	141
57	6/6	@ Buffalo	1-3 2	2	6	0 8	3	7	1	0	Kirby Sneed (1-0)	Drew Hutchison (4-4)	Justin Shafer (5)	33-24	+5.0 (1st)	5,075	222
58	6/7	@ Syracuse	1-3 1	1	6	0 5	3	3	0	1	Chris Flexen (4-2)	Randall Delgado (0-2)	Paul Sewald (1)	33-25	+4.0 (1st)	8,291	244
59	6/8	@ Syracuse	W 3-1	3	8	0 4	1	8	0	7	Brody Koerner (3-0)	Walker Lockett (0-1)	J.P. Feyereisen (3)	34-25	+5.0 (1st)	8,418	211
60	6/9	@ Syracuse - G1	W 7-5 (7)	7	8	0 3	5	7	0	6	Raynel Espinal (3-4)	Chris Mazza (1-3)	Kaleb Ort (1)	35-25	--	--	223
61	--	@ Syracuse - G2	W 14-3 (7)	14	14	0 9	3	8	1	7	Dani Camarena (1-2)	Casey Coleman (1-7)	--	36-25	+5.5 (1st)	6,843	239
62	6/11	@ Norfolk	W 4-1	4	8	0 8	1	4	0	6	Drew Hutchison (5-4)	Chandler Shepherd (0-6)	J.P. Feyereisen (4)	37-25	+5.5 (1st)	4,331	246
63	6/12	@ Norfolk	W 7-6	7	12	1 6	6	10	0	9	Danny Coulombe (1-0)	Tyler Herb (4-4)	Joe Harvey (4)	38-25	+5.5 (1st)	3,137	308 (0:42)
64	6/13	@ Norfolk	1-4 3	3	9	1 10	4	7	1	3	Tom Fehelman (2-1)	Brody Koerner (3-1)	Jimmy Yacabis (2)	38-26	+5.5 (1st)	5,114	225
65	6/14	@ Durham	1-16 3	3	8	2 2	16	16	0	8	Austin Pruitt (3-2)	Dani Camarena (1-3)	--	38-27	+5.5 (1st)	11,283	257
66	6/15	@ Durham	1-2 0	0	2	1 3	2	5	0	3	Brendan McKay (3-0)	Raynel Espinal (5-0)	Ian Gibaut (2)	38-28	+5.5 (1st)	12,000	216
67	6/16	@ Durham	W 7-3	7	9	1 5	3	9	1	3	J.P. Feyereisen (5-0)	Cole Sulser (3-3)	Joe Harvey (5)	39-28	+6.0 (1st)	11,769	325
68	6/18	@ Durham	W 8-4	8	11	0 5	4	11	0	5	Randall Delgado (1-2)	Tyler Herb (4-5)	Kaleb Ort (2)	40-28	+6.0 (1st)	10,000	248
69	6/19	@ Norfolk	W 7-6 (10)	7	7	1 5	6	9	3	8	David Sosebee (1-0)	Chris Lee (2-3)	--	41-28	+7.0 (1st)	6,689	253
70	6/20	@ Norfolk	W 9-7	9	13	0 7	7	16	2	10	J.P. Feyereisen (6-0)	Dave Hesa (0-1)	--	42-28	+8.0 (1st)	5,036	305 (0:47)

2019 GAME-BY-GAME RESULTS

		RAILRIDERS OPPONENTS															
		SCORE	R	H	E	LOB	R	H	E	LOB	WINNING PITCHER	LOSING PITCHER	SAVE	REC.	STANDINGS	ATT.	TIME
71	6/21	vs. Durham	L-6-2	2	11	0	10	6	9	1	Ricardo Pinto (4-2)	Raynel Espinal (3-6)	--	42-29	+6.5 (1st)	7,688	3:06
72	6/22	vs. Durham	W-4-3	4	7	0	6	3	6	1	Danny Coulombe (2-0)	Casey Sadler (1-1)	--	43-29	+6.5 (1st)	9,641	2:41
73	6/23	vs. Durham	W 11-4	11	15	0	4	4	12	1	David Sosebee (2-0)	Jake Faria (4-2)	--	44-29	+6.5 (1st)	5,211	3:01
74	6/24	@ Rochester	L-8-6	6	12	1	7	8	10	1	D.J. Bazendale (4-4)	Rex Brothers (0-3)	Ian Krol (2)	44-30	+5.5 (1st)	7,903	3:06
75	6/25	@ Rochester	L 10-9	9	15	1	7	10	15	1	Nick Staibach (3-0)	Danny Coulombe (2-1)	--	44-31	+5.0 (1st)	6,362	3:17
76	6/26	vs. Buffalo	W 10-1	10	10	1	4	1	4	0	Daniel Camarena (2-3)	Ryan Feierabend (4-3)	--	45-31	+6.0 (1st)	5,378	2:37 (0:35)
77	6/27	vs. Buffalo - Game 1	W 6-4 (7)	6	7	1	8	4	6	1	David Sosebee (3-0)	T.J. Zuech (1-1)	Joe Harvey (6)	46-31	--	--	2:15
78	6/28	vs. Buffalo - Game 2	L 1-0 (7)	0	5	0	7	1	4	1	Thy Tice (4-0)	Raynel Espinal (3-7)	J. Romano (5)	46-32	+6.0 (1st)	5,952	1:57
79	6/28	@ Lehigh Valley	L-4-3	3	7	1	5	4	8	1	Edubray Ramos (1-0)	Jonathan Holder (0-1)	Yackel Rios (7)	46-33	+5.0 (1st)	10,100	2:34
80	6/29	@ Lehigh Valley	L 12-3	3	12	1	10	12	13	0	Cole Irvin (3-0)	Randall Delgado (1-3)	--	46-34	+4.0 (1st)	10,100	3:12
81	6/30	@ Lehigh Valley	L 10-7	7	9	3	10	10	10	1	Edubray Ramos (2-0)	Danny Coulombe (2-2)	--	46-35	+4.0 (1st)	10,100	3:44
82	7/1	@ Pawtucket	W-5-1	5	12	0	8	1	4	0	Daniel Camarena (3-3)	Erasmo Ramirez (2-5)	--	47-35	+5.0 (1st)	5,022	2:32
83	7/2	@ Pawtucket	W 4-0	4	7	0	5	0	5	1	Raynel Espinal (4-7)	Kyle Hart (3-3)	--	48-35	+5.5 (1st)	10,046	2:30
84	7/3	@ Pawtucket	W-5-3	5	9	0	5	3	8	0	Adonis Rosa (2-0)	Teddy Stankiewicz (4-5)	D. Sosebee (4)	49-35	+6.0 (1st)	10,053	2:28
85	7/4	vs. Rochester	L 11-1	1	6	1	7	11	20	0	Sean Poppen (6-0)	Randy Delgado (1-4)	--	49-36	+6.0 (1st)	10,000	3:10
86	7/5	vs. Rochester - G1	L 4-2 (7)	2	6	0	4	4	10	0	Lewis Thorpe (4-4)	Chance Adams (4-2)	Ryan Eades (2)	49-37	--	--	2:03
87	7/6	vs. Rochester - G2	W 7-6 (8)	7	10	1	7	6	9	1	J.P. Feyerstein (7-0)	Ian Krol (1-4)	--	50-37	+5.5 (1st)	8,025	2:35
--	7/6	vs. Rochester	--	--	--	--	--	--	--	--	Postponed (Rain)	--	--	50-37	+5.0 (1st)	--	--
88	7/7	vs. Rochester - G1	W 6-3 (7)	6	10	0	5	3	9	0	Raynel Espinal (5-7)	Drew Hutchison (6-5)	D. Sosebee (5)	51-37	--	--	2:05
89	7/7	vs. Rochester - G2	W 7-4 (7)	7	9	0	2	4	7	0	Will Carter (1-0)	Ryan Eades (3-3)	Joe Harvey (7)	52-37	+5.5 (1st)	5,524	2:03
90	7/11	@ Syracuse	L-4-2	2	7	1	8	4	9	0	Drew Gagnon (3-2)	Daniel Camarena (3-4)	Tim Peterson (5)	52-38	+4.5 (1st)	4,675	2:26
91	7/12	@ Syracuse	W 4-3	4	10	1	8	3	6	1	Randall Delgado (2-4)	Paul Swald (3-3)	Joe Harvey (8)	53-38	+5.0 (1st)	6,225	2:37
92	7/13	@ Syracuse	L-6-2	2	14	2	10	6	6	0	Jacob Rhame (3-1)	Stephen Tarpley (4-1)	--	53-39	+5.0 (1st)	6,160	3:00
93	7/14	@ Syracuse	L-5-3	3	7	1	5	5	12	1	Stephen Nogueski (3-0)	David Sosebee (3-1)	--	53-40	+4.0 (1st)	5,682	2:14
94	7/15	vs. Columbus	W 6-4	6	10	1	4	4	9	0	Devi Garcia (1-0)	Tanner Tully (1-1)	J. Holder (1)	54-40	+5.0 (1st)	4,576	2:31
95	7/16	vs. Columbus	W-3-1	3	6	0	5	1	5	0	Daniel Camarena (4-4)	El Morgan (0-1)	S. Tarpley (3)	55-40	+5.0 (1st)	5,213	2:29
96	7/17	vs. Columbus	L-9-4	4	9	0	5	9	9	0	Randall Delgado (2-5)	Michael Peoples (7-3)	--	55-41	+4.0 (1st)	4,657	2:53
97	7/18	vs. Columbus	W-7-6	7	13	0	12	6	8	1	Jonathan Holder (1-1)	Jon Edwards (4-1)	--	56-41	+5.0 (1st)	6,464	3:23
98	7/19	vs. Louisville	L-8-10 (6)	6	6	0	5	8	12	1	R.J. Alaniz (1-0)	J.P. Feyerstein (2-4)	--	56-42	+4.0 (1st)	7,044	3:08
99	7/20	vs. Louisville	W-5-4	5	10	0	8	4	7	1	Domingo Acevedo (1-0)	Tejay Antone (2-4)	D. Sosebee (6)	57-42	+5.0 (1st)	7,164	2:48
100	7/21	vs. Louisville	L-7-4	7	8	0	3	4	9	0	Keury Mella (6-10)	Daniel Camarena (4-5)	--	57-43	+5.0 (1st)	6,255	2:31
101	7/23	@ Columbus	W 11-5	11	17	0	6	10	6	0	Brady Lail (1-0)	Michael Peoples (7-4)	Joe Harvey (9)	58-43	+5.0 (1st)	11,555	3:06
102	7/24	@ Columbus	W-8-2	8	9	1	5	2	6	1	Brody Koerner (4-1)	Shao-Ching Chiang (6-7)	J.P. Feyerstein (5)	59-43	+5.0 (1st)	8,848	2:47
103	7/25	@ Columbus	W 10-6	10	15	0	12	6	13	1	Adonis Rosa (3-0)	Aaron Civalo (3-1)	--	60-43	+6.0 (1st)	10,100	3:28
104	7/26	@ Louisville	L-4-2	2	6	0	6	4	7	0	Devi Garcia (1-1)	Joel Kuhnd (3)	--	60-44	+6.0 (1st)	10,555	2:30
105	7/27	@ Louisville	L-8-1	1	10	3	11	8	11	0	Justin Grimm (1-0)	Daniel Camarena (4-6)	--	60-45	+6.0 (1st)	8,295	2:35
106	7/28	@ Louisville	L-7-3	3	6	0	5	7	7	0	Jimmy Hergert (2-4)	Chance Adams (3-4)	--	60-46	+5.0 (1st)	5,399	2:55
107	7/29	vs. Syracuse	W-5-4	5	9	0	5	4	8	0	J.P. Feyerstein (8-1)	Cobin Clouse (3-2)	--	61-46	+5.0 (1st)	8,104	2:39
108	7/30	vs. Syracuse	W 6-3	6	8	1	7	3	7	1	Stephen Tarpley (5-1)	Tim Peterson (2-6)	J. Holder (2)	62-46	+6.0 (1st)	5,754	2:53
109	7/31	@ Rochester	L-6-1	1	6	0	8	6	8	1	Ryan Eades (4-3)	Devi Garcia (1-2)	--	62-47	+6.0 (1st)	12,248	2:22
110	8/1	@ Rochester	L-5-3	3	7	0	9	5	12	1	Kohl Stewart (6-5)	Daniel Camarena (4-7)	Sam Clay (1)	62-48	+5.0 (1st)	6,321	2:45
111	8/2	vs. Lehigh Valley	W-9-6	9	12	2	5	6	11	0	David Sosebee (4-1)	Tyler Gilbert (1-1)	J.P. Feyerstein (6)	63-48	+6.0 (1st)	8,126	3:23 (1:35)
112	8/3	vs. Lehigh Valley	L 11-8	8	13	2	16	11	13	0	Jojo Romero (3-2)	Brody Koerner (4-2)	Edgar Garcia (5)	63-49	+5.0 (1st)	8,132	3:01
113	8/4	vs. Lehigh Valley	W 12-5	12	16	0	7	5	9	3	Adonis Rosa (4-0)	Ramon Rosso (1-2)	--	64-49	+6.0 (1st)	6,314	3:03
114	8/6	vs. Charlotte	L-5-3 (10)	3	7	0	7	5	10	0	Colton Turner (4-4)	J.P. Feyerstein (8-2)	Juan Minaya (5)	64-50	+6.0 (1st)	5,392	3:02 (0:36)
115	8/7	vs. Charlotte	L 12-2	2	8	4	5	12	11	2	Donny Roach (3-6)	Daniel Camarena (4-8)	--	64-51	+5.0 (1st)	6,608	3:18
116	8/8	vs. Charlotte	L-7-4	4	2	3	3	7	7	0	Connor Walsh (2-1)	Will Carter (1-1)	--	64-52	+5.0 (1st)	6,116	2:51
117	8/9	vs. Gwinnett	L 10-2	2	8	0	8	10	17	1	Bryse Wilson (8-7)	Brody Koerner (4-3)	--	64-53	+5.0 (1st)	7,981	2:44
118	8/10	vs. Gwinnett	W-3-1	3	5	2	2	1	5	0	Kaleb Ort (4-0)	Wes Parsons (3-3)	J.P. Feyerstein (7)	65-53	+5.0 (1st)	10,000	2:41
119	8/11	vs. Gwinnett	L-3-1	1	4	0	8	3	4	0	Ian Anderson (1-1)	Devi Garcia (1-3)	A.J. Minter (4)	65-54	+5.0 (1st)	6,349	2:48
120	8/13	@ Charlotte	L 15-1	1	4	1	5	15	23	1	Kyle Kubat (4-1)	Brian Keller (0-1)	--	65-55	+4.0 (1st)	9,163	2:49 (0:16)
121	8/14	@ Charlotte	L 13-12 (10)	12	11	2	5	13	14	2	Juan Minaya (4-1)	David Hernandez (0-1)	--	65-56	+3.0 (1st)	8,218	3:51
122	8/15	@ Charlotte	L-7-5	5	9	1	5	7	8	0	Justin Nicolino (7-6)	Nick Nelson (0-1)	Matt Foster (3)	65-57	+3.0 (1st)	9,652	2:49
123	8/16	@ Gwinnett	L-5-2	2	11	0	8	5	7	0	Tucker Davidson (1-0)	Michael King (0-1)	Chad Sobotka (1)	65-58	+2.0 (1st)	5,013	2:26
124	8/17	@ Gwinnett	L-8-7 (11)	7	9	1	5	8	7	1	A.J. Minter (1-1)	Brady Lail (1-1)	--	65-59	+1.0 (1st)	9,001	3:46
125	8/18	@ Gwinnett	W-9-3	9	16	1	10	3	8	0	Adonis Rosa (5-0)	Corbin Clouse (0-3)	--	66-59	+2.0 (1st)	3,835	2:54
126	8/19	vs. Pawtucket	W 11-1	11	12	1	12	1	6	0	Brian Keller (1-1)	Erasmo Ramirez (4-8)	--	67-59	+2.0 (1st)	6,687	2:59
127	8/20	vs. Pawtucket	L-7-4	4	12	0	10	7	11	2	Colton Brewer (1-1)	Brody Koerner (4-4)	T. Houck (1)	67-60	+1.0 (1st)	7,510	3:04
128	8/21	vs. Pawtucket	W 4-2	4	7	0	1	2	9	0	J.P. Feyerstein (9-2)	Kyle Hart (9-6)	--	68-60	+1.0 (1st)	5,953	2:34
129	8/22	vs. Pawtucket	W 4-3	4	8	0	5	3	7	0	Michael King (1-1)	Ryan Weber (1-4)	C. Adams (1)	69-60	+1.5 (1st)	6,377	2:32 (0:41)
130	8/23	@ Lehigh Valley	W 11-4	11	12	0	9	4	8	0	Adonis Rosa (6-0)	Ramon Rosso (1-2)	--	70-60	+1.5 (1st)	10,100	3:19
131	8/24	@ Lehigh Valley	L-7-3	3	7	1	9	7	11	1	Jerad Eickhoff (3-1)	Brian Keller (1-2)	--	70-61	+1.5 (1st)	10,100	3:04
132	8/25	@ Lehigh Valley	L-6-2	6	13	1	9	2	11	1	Cole Irvin (6-1)	Brody Koerner (4-5)	--	70-62	+0.5 (1st)	10,100	2:42
133	8/26	@ Pawtucket	W 7-4 (10)	7	10	1	9	4	6	2	Ryan Dull (1-0)	Travis Lakins (3-4)	--	71-62	+0.0 (T-1st)	4,814	3:32
134	8/27	@ Pawtucket	W 4-0	4	11	1	9	0	3	1	Michael King (2-1)	Ryan Weber (1-5)	--	72-62	+1.0 (1st)	2,698	2:34
8/28	@ Pawtucket	--	--	--	--	--	--	--	--	--	Postponed (Rain)	--	--	72-62	+0.5 (1st)	--	--
135	8/29	@ Pawtucket - G1	L-9-5 (8)	5	6	1	8	9	10	2	Cole Brewer (2-2)	Chance Adams (4-4)	--	72-63	--	--	2:48
136	@ Pawtucket - G2	W 8-4 (10)	8	1	8	1	8	4	7	2	J.P. Feyerstein (10-2)	Cole Sturgeon (0-1)	--	73-63	+0.0 (T-1st)	6,056	3:39
137	8/30	vs. Buffalo	L-8-7	7	10	1	7	8	13	1	Nate Pearson (1-0)	Brody Koerner (4-6)	--	73-64	+0.0 (T-1st)	9,533	3:38
138	8/31	vs. Buffalo	W-9-4	9	10	0	8	4	7	0	Nick Nelson (1-1)	Nate Pearson (3-1)	--	74-64	+1.0 (1st)	10,000	2:48
139	9/1	vs. Buffalo	W 15-12	15	16	1	6	12	11	1	Michael King (3-1)	Anthony Kay (3-5)	--	75-64	+1.0 (1st)	8,024	3:29
140	9/2	vs. Buffalo	L-5-2	3	9	1	8	5	5	0	Ryan Feierabend (6-5)	Josh Maciejowski (0-1)	Bryan Baker (3)	75-65	+0.0 (T-1st)	6,722	2:39
141	9/3	vs. Syracuse	W 14-13	14	11	1	4	13	13	0	Danny Coulombe (3-2)	Eric Hanhold (3-4)	Ben Heller (1)	76-66	+1.0 (1st)	2,422	3:25

INTERNATIONAL LEAGUE PLAYOFFS

		RAILRIDERS OPPONENT															
		SCORE	R	H	E	LOB	R	H	E	LOB	WINNING PITCHER	LOSING PITCHER	SAVE	SERIES	ATT.	TIME	
1	9/4 @ Durham	L-9-3	3	8	0	8	9	8	0	5	Jose De Leon (1-0)	Brian Keller (0-1)	--	0-1	--	2,216	2:47
	9/5 @ Durham	--	--	--	--	--	--	--	--	--	Postponed (Rain)	--	--	0-1	--	--	--
2	9/6 @ Durham	L-4-2	2	8	1	7	4	8	0	10	Josh Fleming (1-0)	Michael King (0-1)	Arturo Reyes (1)	0-2	--	3,603	2:35
3	9/7 vs. Durham	L17-2	2	6	2	7	17	13	0	8	Aaron Slegers (1-0)	Nick Nelson (0-1)	--	0-3	--	4,473	3:17

2019 TRANSACTION LOG

APRIL TRANSACTIONS (44)

DATE	PLAYER	ACTION
April 4		Opening Day Roster Announced
April 5	INF Wendell Rijo	Transferred to Double-A Trenton Thunder
	INF Cliff Pennington	Signed to Minor League Contract; Assigned to SWB
	RHP Jake Barrett	Assigned to Triple-A SWB RailRiders (Yet to Report)
April 6	INF Giovanni Urshela	Signed to an MLB Contract; Selected from SWB
	INF Thairo Estrada	Optioned to Triple-A SWB (Yet to Report)
April 7	RHP David Sosebee	Transferred to Double-A Trenton Thunder
	RHP Jake Barrett	Reports to Triple-A Scranton/Wilkes-Barre RailRiders
	INF Thairo Estrada	Reports to Triple-A Scranton/Wilkes-Barre RailRiders
April 9	OF Matt Lipka	Placed on 7-Day IL (Hamstring)
	INF Billy Fleming	Transferred from Extended Spring Training
April 10	RHP Joe Harvey	Recalled by New York Yankees
	RHP Jonathan Loaisiga	Optioned to Triple-A SWB (Yet to Report)
	RHP David Sosebee	Transferred from Double-A Trenton Thunder
April 12	RHP Jonathan Loaisiga	Reports to Triple-A Scranton/Wilkes-Barre RailRiders
	LHP Danny Coulombe	Placed on 7-Day Injured List (Retrospective to 4/10)
	C Kyle Higashioka	Recalled by New York Yankees
	C Kellin Deglan	Transferred from Extended Spring Training
April 13	LHP Stephen Tarpley	Optioned to Triple-A SWB (Yet to Report)
April 14	LHP Stephen Tarpley	Reports to Triple-A Scranton/Wilkes-Barre RailRiders
	RHP Adonis Rosa	Transferred to Double-A Trenton Thunder
April 16	INF Mike Ford	Selected from SWB; Signed to Major League contract
	INF Omar Carrizales	Transferred from Extended Spring Training
April 21	INF Thairo Estrada	Recalled by New York Yankees
April 22	INF Wendell Rijo	Transferred from Double-A Trenton Thunder
	LHP Gio Gonzalez	Released from contract by New York Yankees
April 23	INF Brad Miller	Transferred from Extended Spring Training
	OF Matt Lipka	Activated from 7-Day Injured List
	RHP Jonathan Loaisiga	Optioned to Triple-A SWB (Yet to Report)
April 24	RHP Joe Harvey	Optioned to Triple-A SWB (Yet to Report)
	C Kyle Higashioka	Optioned to Triple-A SWB (Yet to Report)
	RHP Chad Green	Optioned to Triple-A SWB (Yet to Report)
	RHP Joe Harvey	Reports to Triple-A Scranton/Wilkes-Barre RailRiders
	LHP Stephen Tarpley	Recalled by New York Yankees
April 25	RHP Joe Harvey	Recalled by New York Yankees
	RHP Jonathan Loaisiga	Optioned to Triple-A SWB (Yet to Report)
	RHP Daniel Alvarez	Transferred from Double-A Trenton Thunder
April 26	RHP Brody Koerner	Transferred to Double-A Trenton Thunder
	C Kyle Higashioka	Reports to Triple-A Scranton/Wilkes-Barre RailRiders
	RHP Chad Green	Transferred to Double-A Trenton Thunder
	RHP Daniel Alvarez	Transferred to Double-A Trenton Thunder
	INF Wendell Rijo	Transferred to Double-A Trenton Thunder
	OF Omar Carrizales	Transferred to Double-A Trenton Thunder
April 27	RHP Brody Koerner	Transferred to Double-A Trenton Thunder
	RHP Jonathan Loaisiga	Reports to Triple-A SWB RailRiders

MAY TRANSACTIONS (64 // 108 TOTAL)

DATE	PLAYER	ACTION
May 1	RHP Kaleb Ort	Transferred from Double-A Trenton Thunder
	C Kellin Deglan	Transferred to Double-A Trenton Thunder
May 4	INF Mike Ford	Optioned to Triple-A SWB (Yet to Report)
	RHP Jake Barrett	Recalled by New York Yankees
May 5	INF Mike Ford	Reports to Triple-A SWB RailRiders
May 6	LHP Stephen Tarpley	Optioned to Triple-A SWB (Yet to Report)
	OF Billy Burns	Placed on 7-Day Injured List
May 7	LHP Stephen Tarpley	Reports to Triple-A Scranton/Wilkes-Barre RailRiders
	INF Logan Morrison	Transferred from Extended Spring Training
	INF Billy Fleming	Released from contract by New York Yankees
May 8	INF/OF Tyler Wade	Optioned to Triple-A SWB (Yet to Report)
	RHP Jonathan Loaisiga	Recalled by New York Yankees
	RHP Daniel Camarena	Signed to a contract by the New York Yankees
May 9	RHP Jake Barrett	Optioned to Triple-A SWB (Yet to Report)
	LHP Nestor Cortes	Selected from SWB; Signed to Major League contract
	INF/OF Tyler Wade	Reports to Triple-A SWB RailRiders
May 10	OF Aaron Hicks	Transfer of MLB Rehab Assignment from Tampa
May 11	RHP Jake Barrett	Reports to Triple-A Scranton/Wilkes-Barre RailRiders
	OF Zack Zehner	Transferred to Double-A Trenton Thunder
May 12	LHP Nestor Cortes	Optioned to Triple-A SWB (Yet to Report)
	RHP Chad Green	Recalled by New York Yankees
	OF Billy Burns	Reinstated from 7-Day Injured List
May 13	OF Aaron Hicks	Returned to New York Yankees from Rehab
	RHP Chance Adams	Recalled to New York Yankees
	LHP Nestor Cortes	Recalled to New York Yankees
	OF Mike Tauchman	Optioned to Triple-A SWB (Yet to Report)
	INF Breycy Valera	Claimed off Waivers from SEG (Yet to Report)
May 14	INF Mandy Alvarez	Transferred to Double-A Trenton
	OF Matt Lipka	Transferred to Double-A Trenton
	RHP Brody Koerner	Transferred from Double-A Trenton
	LHP Danny Coulombe	Reinstated from 7-Day Injured List
	INF Breycy Valera	Reports to Triple-A SWB RailRiders
	OF Mike Tauchman	Recalled by New York Yankees as 26th Man
May 15	RHP Joseph Harvey	Optioned to Triple-A SWB (Yet to Report)
May 16	OF Mike Tauchman	Optioned to Triple-A SWB (Yet to Report)
	RHP Adonis Rosa	Transferred from Double-A Trenton Thunder
May 17	RHP Adonis Rosa	Reports to Triple-A Scranton/Wilkes-Barre RailRiders
	RHP Kaleb Ort	Transferred to Double-A Trenton Thunder
	INF Gousuke Katoh	Transferred to Double-A Trenton Thunder
	RHP Adonis Rosa	Following Game 1; Transferred to Double-A Trenton
	RHP Joseph Harvey	Following Game 1; Reports to Triple-A SWB

May 20	RHP Chance Adams	Optioned to Triple-A SWB (Yet to Report)
	RHP Jake Barrett	Recalled by New York Yankees
	INF Cliff Pennington	Placed on 7-Day Injured List (Retrospective to 5/19)
May 21	RHP David Hale	Selected from SWB; Signed to Major League contract
	LHP Nestor Cortes	Optioned to Triple-A SWB (Yet to Report)
	RHP Kaleb Ort	Transferred from Double-A Trenton
	INF Gousuke Katoh	Transferred from Double-A Trenton
May 22	RHP Chance Adams	Reports to Triple-A SWB RailRiders
May 23	LHP Nestor Cortes	Recalled by New York Yankees
	RHP Shawn Semples	Transferred from High-A Tampa
May 26	RHP Chance Adams	Optioned to Triple-A SWB (Yet to Report)
	RHP Joe Harvey	Recalled by New York Yankees
	RHP Brady Lail	Activated from 7-Day Injured List
	RHP Shawn Semples	Transferred to High-A Tampa
May 27	RHP Randall Delgado	Signed by New York Yankees; Assigned to SWB
	RHP Chance Adams	Report to Triple-A Scranton/Wilkes-Barre RailRiders
	RHP Cale Coshow	Placed on the 7-Day Injured List
May 28	INF Didi Gregorius	MLB Rehab Assignment transferred to Triple-A SWB
	INF Logan Morrison	Placed on Suspended List
May 29	RHP Joe Harvey	Reports to Triple-A SWB (Yet to Report)
May 31	RHP Joe Harvey	Optioned to Triple-A Scranton/Wilkes-Barre RailRiders
	RHP Brady Lail	Transferred to High-A Tampa Tarpons

JUNE TRANSACTIONS (59 // 167 TOTAL)

DATE	PLAYER	ACTION
June 1	INF Logan Morrison	Removed from Suspended List
June 2	LHP Nestor Cortes	Optioned to Triple-A SWB (Yet to Report)
June 4	INF Cliff Pennington	Released from contract by the New York Yankees
June 5	LHP Nestor Cortes	Reports to Triple-A Scranton/Wilkes-Barre RailRiders
	RHP David Sosebee	Transferred to Double-A Trenton Thunder
June 7	INF Didi Gregorius	Returned to New York Yankees from Rehab
	INF Thairo Estrada	Optioned to Triple-A SWB (Yet to Report)
June 8	LHP Nestor Cortes	Recalled by New York Yankees
	C Erik Kratz	Signed to MLB contract by NY; Assigned to SWB
	C Ryan Lavanway	Placed on 7-Day Injured List
	INF Gousuke Katoh	Transferred to Double-A Trenton Thunder
	INF Thairo Estrada	Reports to Triple-A Scranton/Wilkes-Barre RailRiders
June 10	RHP Chance Adams	Transferred to Double-A Trenton Thunder
	LHP Nestor Cortes	Optioned to Triple-A SWB (Yet to Report)
	RHP Brady Lail	Transferred from Double-A Trenton Thunder
June 11	RHP Brady Lail	Transferred to Double-A Trenton Thunder
	RHP Danny Farquhar	Transferred from Extended Spring Training
	LHP Nestor Cortes	Reports to Triple-A Scranton/Wilkes-Barre RailRiders
June 12	RHP Chance Adams	Optioned to Triple-A SWB (Yet to Report)
	LHP Stephen Tarpley	Optioned to Triple-A SWB (Yet to Report)
June 13	INF Gousuke Katoh	Transferred from Double-A Trenton Thunder
	OF Mike Tauchman	Recalled by New York Yankees
	LHP Nestor Cortes	Recalled by New York Yankees
	INF Brad Miller	Traded to the Philadelphia Phillies
June 14	OF Aaron Judge	Begins MLB Rehab Assignment with Triple-A SWB
	OF Giancarlo Stanton	MLB Rehab Assignment transferred to Triple-A SWB
	RHP Chance Adams	Reports to Triple-A Scranton/Wilkes-Barre RailRiders
June 17	LHP Stephen Tarpley	Reports to Triple-A Scranton/Wilkes-Barre RailRiders
	RHP Drew Hutchison	Released from contract by New York Yankees
	OF Clint Frazier	Optioned to Triple-A SWB (Yet to Report)
June 18	OF Mike Tauchman	Optioned to Triple-A Scranton/Wilkes-Barre; Reports
	OF Clint Frazier	Reports to Triple-A Scranton/Wilkes-Barre RailRiders
June 19	OF Giancarlo Stanton	Returned to New York Yankees from Rehab
	RHP Danny Farquhar	Released from contract by New York Yankees
June 20	RHP David Sosebee	Transferred from Double-A Trenton Thunder
	LHP Nestor Cortes	Optioned to Triple-A SWB (Yet to Report)
	OF Aaron Judge	Returned to New York Yankees from Rehab
June 22	RHP Kaleb Ort	Transferred to Double-A Trenton Thunder
	RHP Adonis Rosa	Transferred from Double-A Trenton Thunder
June 23	RHP Kaleb Ort	Transferred from Double-A Trenton Thunder
	RHP Adonis Rosa	Transferred to Double-A Trenton Thunder
	LHP Nestor Cortes	Recalled by New York Yankees
June 24	RHP Jonathan Holder	Optioned to Triple-A SWB (Yet to Report)
	LHP Stephen Tarpley	Recalled by New York Yankees
June 26	C Ryan Lidge	Transferred from Double-A Trenton Thunder
	RHP Jonathan Holder	Reports to Triple-A Scranton/Wilkes-Barre RailRiders
	OF Mike Tauchman	Recalled by New York Yankees
June 27	INF Thairo Estrada	Recalled by New York Yankees as 26th Man
	RHP Domingo German	Begins MLB Rehab Assignment with Triple-A SWB
	RHP Adonis Rosa	Transferred from Double-A Trenton Thunder
	INF Mandy Alvarez	Transferred from Double-A Trenton Thunder
	INF Wendell Rijo	Transferred from High-A Tampa Tarpons
June 28	INF Gousuke Katoh	Transferred to Double-A Trenton Thunder
	RHP Domingo Acevedo	Transferred from Double-A Trenton Thunder
	LHP Rex Brothers	Placed on 7-Day Injured List
June 30	LHP Nestor Cortes Jr.	Optioned to Triple-A SWB (Yet to Report)
	RHP Chance Adams	Recalled by New York Yankees
	RHP Ben Heller	Transfer of MLB Rehab Assignment from Tampa
	RHP Brady Lail	Transferred from Double-A Trenton Thunder

JULY TRANSACTIONS (67 // 234 TOTAL)

DATE	PLAYER	ACTION
July 1	INF Thairo Estrada	Optioned to Triple-A SWB (Yet to Report)
	RHP Chance Adams	Optioned to Triple-A SWB (Yet to Report)
	LHP Danny Coulombe	Released from contract by New York Yankees
July 2	LHP Nestor Cortes	Recalled by New York Yankees

2019 TRANSACTION LOG

July 3	INF Mike Ford	Recalled by New York Yankees
	INF Thairo Estrada	Reports to Triple-A Scranton/Wilkes-Barre RailRiders
	RHP Brady Lail	Transferred to Double-A Trenton Thunder
July 4	RHP Andrew Bellatti	Transferred from Double-A Trenton Thunder
	LHP Stephen Tarpley	Optioned to Triple-A SWB (Yet to Report)
	INF Mandy Alvarez	Transferred to Double-A Trenton Thunder
July 5	C Ryan Lidge	Transferred to Double-A Trenton Thunder
	OF Zack Zehner	Transferred from Double-A Trenton Thunder
	RHP Domingo German	Returned to New York Yankees from Rehab
July 6	RHP Chance Adams	Reports to Triple-A Scranton/Wilkes-Barre RailRiders
	INF Logan Morrison	Released from contract by New York Yankees
	C Ryan Lavarney	Activated from 7-Day Injured List
July 7	RHP Stephen Tarpley	Reports to Triple-A Scranton/Wilkes-Barre RailRiders
	RHP Andrew Bellatti	Transferred to Double-A Trenton Thunder
	LHP Daniel Camarena	Signed to MLB contract; Selected by NYY
July 11	INF Mike Ford	Optioned to Triple-A SWB (Yet to Report)
	RHP Will Carter	Transferred from Double-A Trenton Thunder
	LHP Daniel Camarena	Optioned to Triple-A SWB (Yet to Report)
July 12	INF Brycev Valera	Recalled by New York Yankees
	RHP Kaleb Ort	Transferred to Short-Season A Staten Island Yankees
	RHP Adonis Rosa	Transferred to Double-A Trenton Thunder
July 13	LHP Daniel Camarena	Reports to Triple-A Scranton/Wilkes-Barre RailRiders
	INF Mike Ford	Reports to Triple-A Scranton/Wilkes-Barre RailRiders
	RHP Delvi Garcia	Transferred from Double-A Trenton Thunder
July 18	INF Brycev Valera	Optioned to Triple-A SWB (Yet to Report)
	RHP Delvi Garcia	Reports to Triple-A Scranton/Wilkes-Barre RailRiders
	INF Brycev Valera	Reports to Triple-A Scranton/Wilkes-Barre RailRiders
July 19	RHP Rangel Espinal	Released from 7-Day Injured List
	C Ryan Lavarney	Released from contract by New York Yankees
	OF Terrance Gore	Acquired in Trade from KCRA; Assigned to SWB
July 20	LHP Dan Jennings	Transferred from High-A Tampa Tarpons
	RHP Randall Delgado	Placed on 7-Day Injured List
	RHP Ben Heller	Returned from MLB Rehab to NYY 60-Day I.L.
July 21	LHP Stephen Tarpley	Recalled by New York Yankees as 26th Man
	LHP Nestor Cortes	Optioned to Triple-A SWB (Yet to Report)
	RHP Jonathan Holder	Recalled by New York Yankees
July 23	LHP Stephen Tarpley	Optioned to Triple-A SWB (Yet to Report)
	LHP Nestor Cortes	Reports to Triple-A Scranton/Wilkes-Barre RailRiders
	LHP Dan Jennings	Released from contract by New York Yankees
July 24	RHP Brady Lail	Transferred from Double-A Trenton Thunder
	OF Cameron Maybin	Begins MLB Rehab Assignment with Triple-A SWB
	C Kyle Higashioka	Recalled by the New York Yankees
July 25	C Francisco Arcia	Transferred from Double-A Trenton Thunder
	RHP Jonathan Holder	Optioned to Triple-A SWB (Yet to Report)
	LHP Nestor Cortes	Recalled by the New York Yankees
July 26	RHP Adonis Rosa	Transferred from Double-A Trenton Thunder
	RHP Stephen Tarpley	Reports to Triple-A Scranton/Wilkes-Barre RailRiders
	LHP Stephen Tarpley	Recalled by the New York Yankees
July 28	OF Cameron Maybin	Returned to New York Yankees from Rehab
	LHP Stephen Tarpley	Optioned to Triple-A SWB (Yet to Report)
	RHP Jonathan Holder	Reports to Triple-A Scranton/Wilkes-Barre RailRiders
July 29	RHP Rex Brothers	Reinstated from 7-Day Injured List
	RHP Will Carter	Transferred to Double-A Trenton Thunder
	INF Tyler Wade	Recalled by the New York Yankees
July 31	INF Tyler Wade	Transferred from Double-A Trenton Thunder
	LHP Stephen Tarpley	Reports to Triple-A Scranton/Wilkes-Barre RailRiders
	RHP Will Carter	Transferred from Double-A Trenton Thunder
August 1	INF/OF Ryan McBroom	Placed on 7-Day Injured List (Retrospective to 7/26)
	OF Zack Zehner	Placed on 7-Day Injured List (Retrospective to 7/27)
	RHP Michael King	Transferred to Double-A Trenton Thunder
August 2	RHP Joe Harvey	Traded to the Colorado Rockies
	INF Mandy Alvarez	Transferred from Double-A Trenton Thunder
	RHP Jonathan Holder	Recalled by the New York Yankees
August 3	INF Brycev Valera	Recalled by the New York Yankees
	RHP Stephen Tarpley	Reports to Triple-A Scranton/Wilkes-Barre RailRiders
	RHP Josh Maciejewski	Transferred to Double-A Trenton Thunder
August 4	RHP Stephen Tarpley	Reports to Triple-A Scranton/Wilkes-Barre RailRiders
	RHP Josh Maciejewski	Transferred to Double-A Trenton Thunder
	RHP Trevor Lane	Transferred to Double-A Trenton Thunder
August 5	RHP Stephen Tarpley	Reports to Triple-A Scranton/Wilkes-Barre RailRiders
	RHP Josh Maciejewski	Transferred to Double-A Trenton Thunder
	RHP Trevor Lane	Transferred to Double-A Trenton Thunder
August 6	RHP Stephen Tarpley	Reports to Triple-A Scranton/Wilkes-Barre RailRiders
	RHP Josh Maciejewski	Transferred to Double-A Trenton Thunder
	RHP Trevor Lane	Transferred to Double-A Trenton Thunder
August 7	RHP Stephen Tarpley	Reports to Triple-A Scranton/Wilkes-Barre RailRiders
	RHP Josh Maciejewski	Transferred to Double-A Trenton Thunder
	RHP Trevor Lane	Transferred to Double-A Trenton Thunder
August 8	RHP Stephen Tarpley	Reports to Triple-A Scranton/Wilkes-Barre RailRiders
	RHP Josh Maciejewski	Transferred to Double-A Trenton Thunder
	RHP Trevor Lane	Transferred to Double-A Trenton Thunder
August 9	RHP Stephen Tarpley	Reports to Triple-A Scranton/Wilkes-Barre RailRiders
	RHP Josh Maciejewski	Transferred to Double-A Trenton Thunder
	RHP Trevor Lane	Transferred to Double-A Trenton Thunder
August 10	RHP Stephen Tarpley	Reports to Triple-A Scranton/Wilkes-Barre RailRiders
	RHP Josh Maciejewski	Transferred to Double-A Trenton Thunder
	RHP Trevor Lane	Transferred to Double-A Trenton Thunder

AUGUST TRANSACTIONS (82 // 316 TOTAL)

DATE	PLAYER	ACTION
August 2	INF Tyler Wade	Optioned by New York Yankees (Yet to Report)
	LHP Stephen Tarpley	Recalled by New York Yankees
	RHP Daniel Bies	Transferred from High-A Tampa
August 3	RHP Jason Junk	Transferred from High-A Tampa
	RHP Kaleb Ort	Transferred from SS-A Staten Island Yankees
	RHP Chance Adams	Recalled by New York Yankees as 26th Man for
August 4	RHP Jason Junk	Transferred to High-A Tampa
	RHP Daniel Bies	Transferred to High-A Tampa
	INF Tyler Wade	Reports to Triple-A Scranton/Wilkes-Barre RailRiders
August 5	INF/OF Ryan McBroom	Activated from 7-Day Injured List
	INF Mike Ford	Recalled by New York Yankees
	RHP Chance Adams	Optioned by the New York Yankees (Yet to Report)
August 6	RHP Jonathan Louisiga	MLB Rehab transferred from Double-A Trenton
	RHP Chance Adams	Reports to Triple-A Scranton/Wilkes-Barre RailRiders
	OF Terrance Gore	Placed on Temporally Inactive List
August 7	C Gary Sanchez	Begins MLB Rehab Assignment with Triple-A SWB
	RHP Chance Adams	Recalled by the New York Yankees
	LHP Stephen Tarpley	Optioned by the New York Yankees (Yet to Report)
August 8	RHP Brian Keller	Transferred from Double-A Trenton
	OF Omar Carrizales	Transferred from High-A Tampa
	LHP Stephen Tarpley	Reports to Triple-A Scranton/Wilkes-Barre RailRiders
August 9	LHP Daniel Camarena	Placed on 7-Day Injured List
	RHP Domingo Acevedo	Placed on 7-Day Injured List (Retrospective to 8/7)
	LHP Joe Mantiply	Acquired in a trade from the Cincinnati Reds
August 10	OF Terrance Gore	Reinstated from the Temporally Inactive List
	C Gary Sanchez	Returned to New York Yankees from Rehab

August 11	LHP Stephen Tarpley	Recalled by the New York Yankees
	C Kyle Higashioka	Optioned by the New York Yankees (Yet to Report)
	LHP Josh Maciejewski	Transferred from Single-A Charleston Riverdogs
August 12	RHP Brady Lail	Signed to a Major League Contract; Selected by NYY
	LHP Joe Mantiply	Signed to a Major League Contract; Selected by NYY
	INF Brycev Valera	Optioned by the New York Yankees (Yet to Report)
August 13	RHP Trevor Lane	Transferred from Double-A Trenton Thunder
	INF Brycev Valera	Recalled by New York Yankees as 26th Man
	LHP Trevor Lane	Transferred to Double-A Trenton Thunder
August 14	INF Wendell Rijo	Transferred to Double-A Trenton Thunder
	RHP Brady Lail	Optioned by the New York Yankees (Yet to Report)
	LHP Joe Mantiply	Optioned by the NYY; Designated for Assignment
August 15	RHP Jonathan Louisiga	Returned to New York Yankees from Rehab
	RHP Adonis Rosa	Signed to a Major League Contract; Selected by NYY
	C Kyle Higashioka	Reports to Triple-A Scranton/Wilkes-Barre RailRiders
August 16	LHP Daniel Camarena	Released from contract by New York Yankees
	RHP Nick Nelson	Transferred from Double-A Trenton Thunder
	RHP Adonis Rosa	Optioned by New York Yankees (Yet to Report)
August 17	INF Thairo Estrada	Recalled by New York Yankees
	RHP Brady Lail	Designated for Assignment
	OF Zack Zehner	Reinstated from 7-Day Injured List
August 18	RHP David Hernandez	Signed to MLB contract; Assigned to Triple-A SWB
	RHP Michael King	Transferred from Double-A Trenton Thunder
	RHP Tyler Lyons	Signed to MLB contract; Assigned to Triple-A SWB
August 19	RHP David Sweeney	Placed on the 7-Day Injured List
	RHP Ryan Dull	Acquired of waivers from SF; Optioned to SWB
	OF Omar Carrizales	Released from contract by the New York Yankees
August 20	RHP Chance Adams	Optioned by New York Yankees (Yet to Report)
	RHP Ryan Dull	Recalled by New York Yankees
	RHP Ryan Dull	Transferred to Double-A Trenton Thunder
August 21	INF Wendell Rijo	Transferred from Double-A Trenton Thunder
	RHP Brian Keller	Reports to Triple-A Scranton/Wilkes-Barre RailRiders
	RHP Adonis Rosa	Reports to Triple-A Scranton/Wilkes-Barre RailRiders
August 22	LHP Joe Mantiply	Placed on Temporally Inactive List
	LHP Josh Maciejewski	Transferred to Single-A Charleston Riverdogs
	RHP Ryan Dull	Optioned by New York Yankees (Yet to Report)
August 23	INF Tyler Wade	Recalled by New York Yankees
	C Francisco Arcia	Transferred to Double-A Trenton Thunder
	RHP Chance Adams	Reports to Triple-A Scranton/Wilkes-Barre RailRiders
August 24	INF Wendell Rijo	Transferred from Double-A Trenton Thunder
	RHP Ryan Dull	Reports to Triple-A Scranton/Wilkes-Barre RailRiders
	RHP Brycev Valera	Reinstated from Temporally Inactive List
August 25	OF Zack Zehner	Transferred to Double-A Trenton Thunder
	RHP Brian Keller	Transferred to Double-A Trenton Thunder
	INF Luke Voit	Begins MLB Rehab Assignment with Triple-A SWB
August 26	RHP Domingo Acevedo	Released from contract by New York Yankees
	RHP Brady Lail	Transferred to Double-A Trenton Thunder
	RHP Brian Keller	Transferred from Double-A Trenton Thunder
August 27	RHP Jonathan Louisiga	Optioned by New York Yankees (Yet to Report)
	RHP Kaleb Ort	Transferred to Double-A Trenton Thunder
	RHP Jonathan Louisiga	Reports to Triple-A Scranton/Wilkes-Barre RailRiders
August 28	RHP Domingo Acevedo	Signed to contract by NYY; Assigned to Triple-A SWB
	LHP J. Montgomery	MLB Rehab transferred from High-A Tampa
	INF Luke Voit	Returned to New York Yankees from Rehab
August 29	RHP Jonathan Louisiga	Recalled by the New York Yankees
	RHP Kaleb Ort	Transferred from Double-A Trenton Thunder

SEPTEMBER TRANSACTIONS (20 // 336 TOTAL)

DATE	PLAYER	ACTION
September 1	RHP Luis Severino	Begins MLB Rehab Assignment with Triple-A SWB
	INF Edwin Encarnacion	Begins MLB Rehab Assignment with Triple-A SWB
	RHP Chance Adams	Recalled by the New York Yankees
September 2	RHP Ryan Dull	Recalled by the New York Yankees
	LHP Tyler Lyons	Signed to MLB contract; Selected from Triple-A SWB
	OF Clint Frazier	Recalled by the New York Yankees
September 3	RHP Trevor Rosenthal	Transferred from Short-Season A Staten Island
	INF/OF Ryan McBroom	Traded to the Kansas City Royals
	OF Brandon Wagner	Transferred from Double-A Trenton Thunder
September 4	OF Zack Zehner	Transferred from Double-A Trenton Thunder
	RHP Brady Lail	Transferred from Double-A Trenton Thunder
	RHP J.P. Feyerherzen	Transferred to Double-A Trenton Thunder
September 5	LHP Trevor Lane	Transferred from Double-A Trenton Thunder
	LHP Josh Maciejewski	Transferred from Double-A Trenton Thunder
	LHP Danny Coulombe	Transferred from Double-A Trenton Thunder
September 6	C Francisco Arcia	Transferred from Double-A Trenton Thunder
	INF Angel Aguilar	Transferred from Double-A Trenton Thunder
	LHP Josh Maciejewski	Transferred to High-A Tampa Tarpons
September 7	LHP Trevor Lane	Transferred to Double-A Trenton Thunder
	OF Trey Amburgey	Placed on 7-Day Injured List

PLAYOFF TRANSACTIONS (4 // 340 TOTAL)

DATE	PLAYER	ACTION
September 4	LHP J. Montgomery	Playoff roster announced
	RHP David Hernandez	MLB Rehab transferred to Double-A Trenton Thunder
	RHP Greg Weissert	Released from contract by New York Yankees
September 5	RHP Greg Weissert	Transferred from Double-A Trenton Thunder
	RHP Luis Severino	Transferred from Double-A Trenton Thunder
	RHP Luis Severino	MLB Rehab transferred to Double-A Trenton Thunder

General Information

2021 Field Staff

2021 Hall of Fame

2021 Triple-A East

2019 Review

All-Time Roster & Stats

SWB Records

Additional Information

2019 INTERNATIONAL LEAGUE

2019 INTERNATIONAL LEAGUE STANDINGS:

NORTH DIVISION	W	L	PCT	GB	Home	Away	Diff.	WILD CARD	W	L	PCT	GB
@SWB RailRiders	76	65	.539	--	45-26	31-39	+54	Durham Bulls	75	64	.540	--
Syracuse Mets	75	66	.532	1.0	42-28	33-38	+59	Charlotte Knights	75	64	.540	--
Buffalo Bisons	71	69	.507	4.5	36-34	35-35	-50	Syracuse Mets	75	66	.532	1.0
Rochester Red Wings	70	70	.500	5.5	38-32	32-38	+71	Buffalo Bisons	71	69	.507	4.5
Lehigh Valley IronPigs	66	74	.471	9.5	34-36	32-38	-88	Rochester Red Wings	70	70	.500	5.5
Pawtucket Red Sox	59	81	.421	16.5	25-45	34-36	-54	Lehigh Valley IronPigs	66	74	.471	9.5
								Indianapolis Indians	66	74	.471	9.5
SOUTH DIVISION	W	L	PCT	GB	Home	Away	Diff.	Toledo Mud Hens	66	74	.471	9.5
@Gwinnett Stripers	80	59	.576	--	41-28	39-31	+140	Norfolk Tides	60	79	.432	15.0
#Durham Bulls	75	64	.540	5.0	36-34	39-30	+40	Louisville Bats	59	81	.421	16.5
Charlotte Knights	75	64	.540	5.0	42-28	33-36	+17	Pawtucket Red Sox	59	81	.421	16.5
Norfolk Tides	60	79	.432	20.0	33-36	27-43	-100					
WEST DIVISION	W	L	PCT	GB	Home	Away	Diff.					
@Columbus Clippers	81	59	.579	--	35-35	46-24	+60					
Indianapolis Indians	66	74	.471	15.0	32-38	34-36	-79					
Toledo Mud Hens	66	74	.471	15.0	32-38	34-36	+21					
Louisville Bats	59	81	.421	22.0	31-39	28-42	-91					

2019 INTERNATIONAL LEAGUE TEAM BATTING:

TEAM BATTING	AVG	R	H	2B	3B	HR	RBI	BB	SO	SB	CS	SLG	OBP
Rochester Red Wings	.278	790	1,330	299	26	174	753	455	1,179	75	19	.350	.461
SWB RailRiders	.277	786	1,306	296	22	212	741	496	1,056	77	35	.351	.484
Toledo Mud Hens	.274	749	1,314	256	39	155	709	481	1,234	128	48	.347	.441
Norfolk Tides	.271	702	1,275	270	24	146	654	438	1,042	67	38	.337	.432
Charlotte Knights	.270	792	1,255	268	22	208	751	560	1,189	72	34	.352	.472
Lehigh Valley IronPigs	.270	702	1,273	254	28	160	665	494	1,299	68	40	.344	.437
Gwinnett Stripers	.269	781	1,269	254	25	200	740	498	1,265	63	30	.348	.461
Durham Bulls	.269	738	1,250	259	29	177	702	560	1,193	78	39	.353	.451
Louisville Bats	.262	650	1,229	257	26	163	609	456	1,200	92	55	.333	.432
Buffalo Bisons	.261	688	1,198	243	40	156	655	481	1,153	120	51	.337	.434
Columbus Clippers	.256	749	1,217	265	32	213	723	564	1,392	104	39	.341	.460
Syracuse Mets	.255	721	1,172	255	20	177	678	517	1,338	123	49	.338	.434
Indianapolis Indians	.253	616	1,170	275	27	133	567	456	1,198	69	41	.327	.410
Pawtucket Red Sox	.251	646	1,146	240	12	166	607	475	1,186	69	46	.327	.418

2019 INTERNATIONAL LEAGUE TEAM PITCHING:

TEAM PITCHING	W-L	PCT	ERA	CG	SHO	SV	IP	H	R	ER	HR	BB	SO
Gwinnett Stripers	80-59	.576	4.29	0	5	35	1,218.0	1,195	641	580	134	449	1,203
Syracuse Mets	75-66	.532	4.51	1	8	39	1,209.0	1,296	662	606	160	420	1,060
Columbus Clippers	81-59	.579	4.71	1	7	35	1,232.2	1,205	689	645	198	491	1,291
Pawtucket Red Sox	59-81	.421	4.71	5	3	39	1,190.0	1,206	700	623	177	529	1,061
Durham Bulls	75-64	.540	4.74	1	10	38	1,205.2	1,234	698	635	190	443	1,329
Indianapolis Indians	66-74	.471	4.82	1	6	43	1,213.1	1,214	695	650	158	528	1,244
Rochester Red Wings	70-70	.500	4.91	0	2	32	1,195.0	1,222	719	652	161	486	1,285
Louisville Bats	59-81	.421	4.91	1	7	29	1,222.1	1,270	741	667	157	554	1,143
Buffalo Bisons	71-69	.507	4.93	1	8	33	1,196.2	1,194	738	655	189	529	1,196
Toledo Mud Hens	66-74	.471	4.94	2	10	26	1,217.0	1,252	728	668	168	482	1,267
SWB RailRiders	76-65	.539	4.94	3	6	35	1,204.0	1,207	732	661	178	485	1,319
Lehigh Valley IronPigs	66-74	.471	5.23	1	3	35	1,206.0	1,210	790	700	179	577	1,183
Charlotte Knights	75-64	.540	5.37	2	7	41	1,197.2	1,383	775	715	203	454	1,148
Norfolk Tides	60-79	.432	5.58	1	9	32	1,196.0	1,316	802	741	188	504	1,195

2019 INTERNATIONAL LEAGUE

2019 HITTING LEADERS

		<u>AVG</u>	<u>G</u>	<u>AB</u>	<u>H</u>
Jake Cronenworth	DUR	.334	88	344	115
Jake Elmore	IND	.322	109	367	118
Ali Castillo	LHV	.316	113	415	131
Ryan McBroom	SWB	.315	117	413	130
Ryan Mountcastle	NOR	.312	127	520	162
Ryan LaMarre	ROC	.311	112	405	126
Mason Williams	NOR	.308	121	442	136
Kean Wong	DUR	.307	113	453	139
Daniel Johnson	COL	.306	84	337	103
Willi Castro	TOL	.301	119	465	140

GAMES

Christian Colon	LOU	136
Daniel Mendick	CHA	133
Willi Craig	IND	131
Danny Espinosa	SYR	129
Malquin Canelo	LHV	128

HOME RUNS

Bobby Bradley	COL	33
Adam Duvall	GWN	32
Barrett Barnes	ROC	30
Patrick Kivlehan	BUF	29
Aristedes Aquino	LOU	28

RBI

Barrett Barnes	COL	95
Adam Duvall	LOU	93
Wilin Rosario	ROC	91
Danny Espinosa	SYR	84
Ryan Mountcastle	NOR	83

STOLEN BASES

Jacob Robson	TOL	25
Christian Colon	LOU	24
Daniel Woodrow	TOL	23
Anthony Alford	BUF	22
Andrew Romine	LHV	21

HITS

Ryan Mountcastle	NOR	162
Christian Colon	LOU	149
Willi Castro	TOL	140
Kean Wong	DUR	139
Mason Williams	NOR	136

ON-BASE PERCENTAGE

Jake Cronenworth	DUR	.429
Nate Lowe	DUR	.421
Ryan McBroom	SWB	.402
Jake Elmore	IND	.387
Travis Demeritte	TOL	.387

SLUGGING PERCENTAGE

Adam Duvall	GWN	.602
Ryan McBroom	SWB	.574
Bobby Bradley	COL	.567
Travis Demeritte	TOL	.558
Brian O'Grady	LOU	.550

2019 PITCHING LEADERS

		<u>W-L</u>	<u>ERA</u>	<u>IP</u>	<u>SO</u>
Bryse Wilson	GWN	10-7	3.42	121.0	118
Odrisamer Despaigne	CHA	8-6	3.47	124.1	124
Teddy Stankiewicz	PAW	6-7	3.85	131.0	106
Michael Peoples	COL	10-6	3.98	144.2	122
Kyle Wright	GWN	11-4	4.17	112.1	116
Keegan Akin	NOR	6-7	4.73	112.1	131
Erasmio Ramirez	PAW	6-8	4.73	125.1	95
Keury Mella	LOU	8-14	5.05	142.2	102
Aaron Slegers	DUR	6-7	5.05	112.1	80
Shao-Ching Chiang	COL	9-9	5.15	131.0	128

WINS

Kyle Wright	GWN	11
J.P. Feyereisen	SWB	10
Corey Oswalt	SYR	10
Michael Peoples	COL	10
Bryse Wilson	GWN	10

SAVES

Trevor Kelley	PAW	12
Hoby Milner	DUR	12
Montana DuRapau	IND	10
Joe Harvey	SWB	9
Tim Peterson	SYR	9

STRIKEOUTS

Keegan Akin	NOR	131
Shao-Ching Chiang	COL	128
Odrisamer Despaigne	CHA	124
Mitch Keller	IND	123
Michael Peoples	COL	122

INNINGS PITCHED

Michael Peoples	COL	144.2
Meury Mella	LOU	142.2
Victor Gutierrez	LOU	137.0
Justin Nicolino	CHA	135.1
Shao-Ching Chiang	COL	131.0

WALKS

Sean Reid-Foley	BUF	65
Keegan Akin	NOR	61
Shao-Ching Chiang	COL	57
Keury Mella	LOU	56
Luis Ysla	NOR	55

WHIP

Bryse Wilson	GWN	1.21
Kyle Wright	GWN	1.26
Michael Peoples	COL	1.29
Erasmio Ramirez	PAW	1.34
Odrisamer Despaigne	CHA	1.34

BATTING AVERAGE AGAINST

Keegan Akin	NOR	.252
Kyle Wright	GWN	.252
Bryse Wilson	GWN	.256
Erasmio Ramirez	PAW	.259
Odrisamer Despaigne	CHA	.260

2019 & 2020 YANKEES DRAFT PICKS & TOP PROSPECTS

2019 First-Year Player Draft

ROUND	NAME	POSITION	B/T	HEIGHT	WEIGHT	SCHOOL	SIGNING BONUS
1 (30)	Anthony Volpe	2B	R/R	5'11"	180 LBS	Delbarton School (NJ)	\$2,370,000
1 (38)	T.J. Sikkema	LHP	L/L	6'0"	220 LBS	University of Missouri	\$1,950,000
2 (67)	Josh Smith	2B	L/R	5'10"	175 LBS	LSU	\$976,000
3 (105)	Jacob Sanford	CF	L/R	6'2"	215 LBS	Western Kentucky	\$554,000
4 (135)	Jake Agnos	LHP	L/L	5'11"	205 LBS	East Carolina Univ.	\$414,000
5 (165)	Ken Waldichuk	LHP	L/L	6'4"	220 LBS	St. Mary's (CA)	\$307,000
6 (195)	Hayden Wesneski	RHP	R/R	6'3"	210 LBS	Sam Houston State (TX)	\$217,000
7 (225)	Nick Pacionore	RHP	R/R	6'2"	195 LBS	Northwestern Univ.	\$162,000
8 (255)	Zach Greene	RHP	R/R	6'1"	215 LBS	Univ. of South Alabama	\$17,500
9 (285)	Spencer Henson	1B	R/R	6'2"	235 LBS	Oral Roberts University	\$137,500
10 (315)	Mitch Spence	RHP	R/R	6'1"	185 LBS	USC Aiken	\$122,500
11 (345)	Oliver Dunn	2B	L/R	5'10"	185 LBS	University of Utah	\$137,500
12 (375)	Ryan Anderson	LHP	L/L	6'6"	205 LBS	University of Nevada	\$125,000
13 (405)	Nelson Alvarez	RHP	R/R	6'4"	220 LBS	University of South Florida	\$125,000
14 (435)	Milam, Kevin	RHP	R/R	6'0"	200 LBS	St. Marys (CA)	\$125,000
15 (465)	Edgar Barclay	LHP	L/L	5'10"	200 LBS	CSU Bakersfield	\$125,000
16 (495)	Shaine McNeely	LHP	L/R	6'4"	210 LBS	Hope International Univ.	\$125,000
17 (525)	Pat DeMarco	CF	R/R	5'9"	195 LBS	Vanderbilt	\$297,000
18 (555)	Evan Voliva	RHP	R/R	5'10"	205 LBS	East Carolina Univ.	\$10,000
19 (585)	Chad Bell	3B	L/R	6'3"	210 LBS	Univ. of Louisiana - Monroe	\$10,000
20 (615)	Jack Leiter	RHP	R/R	6'0"	195 LBS	Delbarton School (NJ)	Unsigned
21 (645)	Zach Kohn	RHP	R/R	6'4"	190 LBS	Central Michigan (MI)	\$125,000
22 (675)	van Zijll, Gerrit	LHP	L/L	6'4"	210 LBS	Alvin CC (TX)	\$125,000
23 (705)	Minnick, Matt	RHP	R/L	6'2"	210 LBS	Mercyhurst College (PA)	\$10,000
24 (735)	Pries, Jake	OF	R/R	6'4"	225 LBS	UCLA	\$7,500
25 (765)	Brown, Luke	CF	L/R	5'11"	190 LBS	John A. Logan College (IL)	Unsigned
26 (795)	Brown, Ryan	RHP	R/R	6'2"	300 LBS	South Salem H.S. (OR)	Unsigned
27 (825)	MacDonald, Kyle	1B	L/R	6'3"	240 LBS	Arkansas State	\$5,000
28 (855)	Giacone, Michael	LHP	L/L	6'0"	175 LBS	North Greenville Univ.	\$75,000
29 (885)	Illig, Chase	C	S/R	6'0"	210 LBS	West Virginia	\$5,000
30 (915)	Maxwell, Zachary	RHP	R/R	6'6"	245 LBS	North Paulding H.S. (GA)	Unsigned
31 (945)	Knight, Chad	C	R/R	6'0"	205 LBS	Staples H.S. (CT)	Unsigned
32 (975)	Hoopingarmer, Ethan	RHP	R/R	6'3"	200 LBS	Aliso Niguel HS (CA)	Unsigned
33 (1,005)	Reynoso, Javier	SS	R/R	6'2"	190 LBS	Colegio Angel David HS (PR)	\$125,000
34 (1,035)	Lancellotti, Joey	RHP	R/R	5'11"	205 LBS	Univ. of North Carolina	Unsigned
35 (1,065)	Espelin, Nathaniel	RHP	R/L	5'11"	185 LBS	The Winchendon School (MA)	Unsigned
36 (1,095)	Semmel, Montana	RHP	R/R	6'4"	225 LBS	Westhill HS (CT)	Unsigned
37 (1,125)	Jarvis, Bryce	LHP	L/R	6'2"	185 LBS	Duke University	Unsigned
38 (1,155)	Mitchell, Dontae	CF	R/R	6'0"	185 LBS	Lakewood H.S. (FL)	Unsigned
39 (1,185)	Farrell, Jake	1B	L/R	6'4"	215 LBS	Northeastern University	\$5,000
40 (1,215)	Garbrick, Alex	RHP	R/R	6'1"	200 LBS	Moorhead State	Unsigned

2020 First-Year Player Draft

1 (28)	Wells, Austin	C	R/R	6'2"	220 LBS	University of Arizona	\$2,500,000
3 (99)	Hauver, Trevor	2B	L/R	6'0"	205 LBS	Arizona State University	\$587,400
4 (129)	Way, Beck	RHP	R/R	6'4"	200 LBS	Northwest Florida State College	\$600,000

2021 NEW YORK YANKEES TOP-30 PROSPECTS

Baseball America

1. Jasson Dominguez (OF)
2. Deivi Garcia (RHP)
3. Clarke Schmidt (RHP)
4. Luis Gil (RHP)
5. Austin Wells (C)
6. Oswald Peraza (SS)
7. Alexander Viccaino (RHP)
8. Yoendrys Gomez (RHP)
9. Luis Medina (RHP)
10. Estevan Florial (OF)
11. Ezequiel Duran (2B)
12. Kevin Alcantara (OF)
13. Alexander Vargas (SS)
14. Anthony Volpe (SS)
15. T.J. Sikkema (LHP)
16. Beck Way (RHP)
17. Albert Abreu (RHP)
18. Matt Sauer (RHP)
19. Everson Pereira (OF)
20. Antonio Cabello (OF)
21. Raimfer Salinas (OF)
22. Antonio Gomez (C)
23. Nick Nelson (RHP)
24. Josh Smith (2B)
25. Hans Montero (SS)
26. Anthony Seigler (C)
27. Michael King (RHP)
28. Brooks Kriske (RHP)
29. Ryder Green (OF)
30. Trevor Hauver (2B/OF)

MLB Pipeline

1. Jasson Dominguez (OF)
2. Clarke Schmidt (RHP)
3. Deivi Garcia (RHP)
4. Oswald Peraza (SS)
5. Luis Gil (RHP)
6. Austin Wells (C)
7. Luis Medina (RHP)
8. Yoendrys Gomez (RHP)
9. Alexander Viccaino (RHP)
10. Estevan Florial
11. Anthony Volpe (SS)
12. Kevin Alcantara (OF)
13. Alexander Vargas (SS)
14. Josh Smith (SS)
15. Ezequiel Duran (2B)
16. T.J. Sikkema (LHP)
17. Everson Pereira (OF)
18. Albert Abreu (RHP)
19. Josh Breaux (C)
20. Brandon Lockridge (OF)
21. Antonio Gomez (C)
22. Anthony Seigler (C)
23. Trevor Hauver (2B/OF)
24. Nick Nelson (RHP)
25. Beck Way (RHP)
26. Ryder Green (OF)
27. Ken Waldichuk (LHP)
28. Glenn Otto (RHP)
29. Jake Sanford (OF)
30. Hayden Wesneski (RHP)

FanGraphs

1. Jasson Dominguez (OF)
2. Deivi Garcia (RHP)
3. Oswald Peraza (SS)
4. Clarke Schmidt (RHP)
5. Alexander Vargas (SS)
6. Luis Medina (RHP)
7. Kevin Alcantara (OF)
8. Ezequiel Duran (2B)
9. Yoendrys Gomez (RHP)
10. Antonio Gomez (C)
11. Alexander Viccaino (RHP)
12. Austin Wells (RF)
13. Luis Gil (RHP)
14. Anthony Volpe (SS)
15. T.J. Sikkema (LHP)
16. Oswaldo Cabrera (2B)
17. Fidel Montero (RF)
18. Everson Pereira (OF)
19. Josh Smith (2B)
20. Ryder Green (OF)
21. Anthony Seigler (C)
22. Beck Way (RHP)
23. Antonio Cabello (OF)
24. Matt Sauer (RHP)
25. Josh Breaux (C)
26. Nicio Rodriguez (RHP)
27. Anthony Garcia (OF)
28. Denny Larrondo (RHP)
29. Trevor Hauver (2B)
30. Marcos Cabrera (3B)

Bold =
Appeared for the
RailRiders in 2019

ALL-TIME ROSTER, HITTING & PITCHING STATISTICS



ALL-TIME SWB ROSTER

== A ==		Esteban Beltre	96	Paul Byrd	00-01	Cale Coshow	17-19
Kyle Abbott	92-93	Gary Bennett	95-96, 98, 00			Chris Coste	05-06
Paul Abbott	04	Joel Bennett	98-99	== C ==		Caleb Cotham	13-15
Andury Acevedo	15	Mike Benjamin	96	Cesar Cabral	13-14	Neal Cotts	16
Domingo Acevedo	17, 19	Peter Bergeron	06	Jose Cabrera	03	Danny Coulombe	19
Alfredo Aceves	08-10, 14	Adam Bernero	06	Melky Cabrera	08	Dan Cox	08
Dustin Ackley	15	Doug Bernier	09, 11-12	Bruce Caldwell	18	Danny Cox	91
David Adams	13	Angel Berroa	09	Daniel Camarena	16-19	J.B. Cox	08-09
Chance Adams	17-19	Quintin Berry	18	Ryan Cameron	06	Carlos Crawford	96
Lane Adams	16	Dellin Betances	11-13	Juan Camillo	03	Rashad Crawford	18
Terry Adams	05	Wilson Betemit	08	Vicente Campos	16	Hector Crespo	13
Jim Adduci	89-90	Daniel Bies	19	Sil Campusano	91	Jim Crowell	02-04, 06
Sal Agostinelli	90-91	Steve Bieser	93-95	Andy Cannizaro	07	Jose Cruz Jr.	07
Darrel Akerfelds	91	Bruce Billings	14	Russ Canzler	14	Cito Culver	5-17
Jonathan Albaladejo	08-10	Greg Bird	15, 17-18	Nick Capra	92	Jeremy Cummings	06
Gary Alexander	91-92	Ron Blazier	96-97	Chris Capuano	15	Colin Curtis	09-10, 12
Ronnie Allen	93	Jeremy Bleich	14	Buddy Carlyle	11	Matt Cusick	10
Zolio Almonte	13-14	Richard Bleier	16	Don Carman	94	Jack Cust	12
Clemente Alvarez	99-00	Brennan Boesch	13	Amalio Carreno	91		
Daral Alvarez	19	Devyn Bolasky	17-18	Omar Carrizales	19	== D ==	
Mandy Alvarez	19	Ryan Bollinger	18	Cody Carroll	18	Jeff D'Amico	02
Manny Amador	97	Rod Bolton	99	Matt Carson	08	Matt Daley	13-14
Ruben Amaro	92-93, 96	Chris Booker	06	Andy Carter	93-95	Darren Daulton	91
Trey Amburgey	19	Kevin Bootay	89	Michael Carter	99	Kyle Davies	15
Larry Andersen	94	Chris Bootcheck	13	Will Carter	19	Allen Davis	05-06
Marlon Anderson	98, 00	Toby Borland	92-95, 98	Steve Carver	98-99	Ike Davis	16
Miguel Andujar	17	Rick Bottalico	94, 98	Kevin Cash	09	Walter Dawkins	98
Carmen Angelini	14	Eric Boudreaux	89-90	Uriel Casilla	02-03	Yurendell de Caster	09
Doug Angeli	97-98	Michael Bourn	06	John Castellano	04-05	Kellin Deglan	19
Dean Anna	14	Brent Bowers	97	Ali Castillo	15	Jose DeJesus	90
Matt Antonelli	12	Shane Bowers	00, 04	Braulio Castillo	91-92	Joel De La Cruz	14-15
Wilkins Arias	11	Jason Boyd	00-01	Wilkin Castillo	17-18	Manny Delcarmen	12
Cory Arbisio	09	Andrew Brackman	11	Bernie Castro	08	Randall Delgado	19
Francisco Arcia	14, 19	Pat Brady	92-94	Kelvin Castro	11	Sam Demel	13
Cody Asche	18	Ryan Brannan	98	Starlin Castro	17	Jose De Paula	15
Andy Ashby	91-92	Cliff Brantley	91-93	Jake Cave	15-17	Jim Desahies	95
Tyler Austin	15-18	Jeff Brantley	00	Blas Cedenano	01-02	Matt DeSalvo	07
Abiatal Avelino	17-18	Russell Branyan	12	Juan Cedenano	12-13	Cesar Diaz	18
Bruce Aven	02	Billy Brewer	97, 99	Francisco Cervelli	09, 11-12, 14	Francisco Diaz	16-18
John Axford	07	Colten Brewer	17	Luis Cessa	16-18	Jonathan Diaz	16-17
Bob Ayrault	91-93	Dan Brewer	11	Joba Chamberlain	07, 13	Mario Diaz	96
Luis Ayala	11	Brad Brink	89, 92-93	Wes Chamberlain	91-92	Chris Dickerson	11-12
== B ==		Eude Brito	05-06	Carlos Chantres	05	Philip Diehl	18
		Chris Britton	07-08	Darrin Chapin	92	Gordon Dillard	89
Mike Bacsik	05	Chris Brock	01	Travis Chapman	02-03	Robert Dodd	96, 98-00
Andrew Bailey	15	EJ Brophy	95	Angel Chavez	06-07	Andy Dominique	01
Matt Baile	01	Rex Brothers	19	Raul Chavez	07	Blake Doolan	96
Ryan J. Baker	12-13	Ben Broussard	08	Bruce Chen	01	Bruce Dostal	92-93
Scott Bakum	96	Jim Brower	07	Ji-Man Choi	17	David Doster	96-98, 00, 02
Jay Baller	91-92	Jason Brown	08	Justin Christian	07-08, 10	Brandon Drury	18
Manny Banuelos	11-14	Mark Brownson	00	Mckay Christensen	03	Brian DuBois	94-95
Johnny Barbato	15-17	Duff Brumley	96	Matt Cimo	89	Bob Ducey	01
Kevin Barker	04	Brian Bruney	07-09	Anthony Claggett	07, 09	Ryan Dull	19
Jake Barrett	19	Eric Bruntlett	10	Preston Claiborne	12-14	Eric Duncan	07-09
Tommy Barrett	89	Mark Budzinski	04-05	Danny Clay	89	Shelley Duncan	07-09
Daniel Barrios	18	Jason Bulger	12	Roger Clemens	07	Brandon Duckworth	01, 03
Manny Barrios	00	Kirk Bullinger	00	Tyler Clippard	07	Grant Duff	09-10
Tony Barron	97-98	Eric Bullock	89	JD Closser	08	Taylor Dugas	14-15
Chris Basak	07-08	Rich Buonanotony	90	Tyler Cloyd	16	Michael Dunn	09
Fletcher Bates	01	Danny Burawa	14-15	Robert Coello	14	Mike Dunne	94
Kim Batiste	91-92, 95	John Burgos	91	Dave Coggin	00-01, 03-04	Erubiel Durazo	07
Howard Battle	96	Erick Burke	05, 07	Phil Coke	08, 16	Lenny Dykstra	94
T.J. Beam	07	Gary Burnham	06	Lou Collier	04		
Colter Bean	07	Billy Burns	19	A.J. Cole	18	== E ==	
Kevin Bearse	91	Pat Burrell	99-00	Pat Combs	89, 91-95	Adam Eaton	99
Andrew Beattie	07	Darren Burton	97-00	Vicente Conde	15, 18	Edgmer Escalona	14
Matt Beech	96-97	Essex Burton	96	Clay Condrey	04-06	Tom Edens	89
Heath Bell	14	Jared Burton	15	Dennis Cook	01	Rocky Elli	91
Josh Bell	13	Paul Bush	09	Garrett Cooper	17	Donnie Elliott	96
Frank Bellino	90	Rob Butler	95-97	Reegie Corona	09-10, 13	Robert Ellis	04-05
Rigo Beltran	01	Marlon Byrd	02-05	Nestor Cortes	16-19	Jacoby Ellsburv	17

ALL-TIME SWB ROSTER

Kevin Elster.....	95	Brett Gerritse.....	14	David Hernandez.....	19	Aaron Judge.....	15-16, 19
Edwin Encarnacion.....	19	Jason Giambi.....	07	Fernando Hernandez.....	11	Eric Jung.....	02-04, 07
Dietrich Enns.....	16-17	John Gibbons.....	90	Michel Hernandez.....	04	Mike Juhl.....	95
Cody Eppley.....	12-13	Dan Giese.....	03-06, 08	Runelvys Hernandez.....	07	Janson Junk.....	19
Raynel Espinal.....	18-19	Phil Geisler.....	94-95	Yoel Hernandez.....	03-06		
Bobby Estallera.....	96-99	Jose Gil.....	1-14	David Herndon.....	13-14	== K ==	
Johnny Estrada.....	01-02	Shawn Gilbert.....	94-95	Ronald Herrera.....	16-17	Tommy Kahnle.....	18
Thairo Estrada.....	18-19	Greg Golson.....	10-11	Craig Heyer.....	12	Ryan Karp.....	95-97
		Wayne Gomes.....	97,00,03	Aaron Hicks.....	17-19	Jeff Karstens.....	07-08
		Anyelo Gomez.....	17-18	Kyle Higashioka.....	15-19	Matt Kata.....	05
Chris Farley.....	07	Alberto Gonzalez.....	07-08, 13	Cary Hiles.....	02	Gosuke Katoh.....	19
Jeff Farnham.....	13	Edwar Gonzalez.....	10	Eric Hill.....	95	Kurt Keene.....	04
Danny Farquhar.....	12, 19	Gio Gonzalez.....	19	Rich Hill.....	14	Brian Keller.....	19
Sean Fesh.....	98-00, 15	Jose Gonzalez.....	92	A.J. Hinch.....	04-05	Shawn Kelley.....	14
J.P. Feyereisen.....	07-09	Nick Goody.....	15-16	Jason Hirsh.....	09-10	Conner Kendrick.....	15
Cole Figueroa.....	15	Brian Gordon.....	11, 14	Brian Hitchcox.....	03-04	Ian Kennedy.....	07-09
Nelson Figueroa.....	12	Terrance Gore.....	19	Kevin Hodge.....	05	Logan Kensing.....	11
John Finn.....	99	Reid Gorecki.....	10	Jonathan Holder.....	15-19	Jason Kershner.....	01
Jared Fernandez.....	05	Mike Grace.....	95-98, 99	Rick Holifield.....	94-95	Brennan King.....	06
Jose Fernandez.....	93	Tim Gradoville.....	05-06	Matt Holliday.....	17	Keith Kimberlin.....	94
Cole Figueroa.....	15	Joe Grahe.....	99-00	Dave Hollins.....	91,94,02,03	Cesar King.....	00
Nelson Figueroa.....	00-01, 12	Rob Grable.....	95	Craig Holman.....	96-98	Michael King.....	18-19
Tony Fiore.....	97-99	J.R. Graham.....	16-17	Mario Holmann.....	07	Mike Kinkade.....	07
Dan Fiorito.....	13-16	Curtis Granderson.....	10, 13	Mark Holzemer.....	00	Chris Knabenshue.....	90-91
David Fisher.....	96	Juan Graterol.....	15	Alan Horne.....	08	Jason Knupfer.....	01-03
Billy Fleming.....	17-19	Didi Gregorius.....	19	Tyler Houston.....	03	Brian Koelling.....	95
Ryan Fleming.....	05-06	Chad Green.....	16-17, 19	Ryan Howard.....	04-05	Brody Koerner.....	18-19
Darrin Fletcher.....	91	Nick Green.....	08	Ken Howell.....	91	George Kontos.....	09-11
Paul Fletcher.....	92-95	Tyler Green.....	92-94,97,99	Rex Hudler.....	97	Ben Kozlowski.....	07
Jose Flores.....	96-99	Shane Greene.....	14	David Huff.....	13	Pete Kozma.....	16
Ramon Flores.....	14-15	Tommy Greene.....	90,92,94,96	Larry Huff.....	99	Erik Kratz.....	18-19
Randy Flores.....	11	Cody Grice.....	13	Chad Huffman.....	10	Josh Kroeger.....	06
Gavin Floyd.....	04-06	Jason Grimsley.....	90-91	Phil Hughes.....	07-09, 13	Zach Kroecken.....	09
Jordan Foley.....	15	Nate Grindell.....	05	Brian L. Hunter.....	01	John Kruk.....	94
P.J. Forbes.....	00-02	Jeff Grotewold.....	91-92	Rich Hunter.....	96	Austin Krum.....	11
Casey Fossum.....	09	Matt Grott.....	96	Drew Hutchison.....	19	Ray Kruml.....	11-12
Curt Ford.....	90	Creighton Gubanich 01 (playoffs)		Ryan Hutchison.....	04	Greg Kubes.....	03-04
Mike Ford.....	17-19	Orlando Guevara.....	06	Lee Hyde.....	12	Chris Kunda.....	08
Tim Fortugno.....	97	Matt Guiliano.....	99	Mickey Hyde.....	93		
Kevin Foster.....	93	Jason Gurka.....	17			== L ==	
Dustin Fowler.....	17	Freddy Guzman.....	09			Aaron Laffey.....	11
Eric Fox.....	97			Walter Ibarra.....	13	Brady Lail.....	15-19
David Francia.....	00-03			Ryota Igarashi.....	12	Brandon Laird.....	10-12
Juan Francia.....	07	Eric Hacker.....	07, 09	Kei Igawa.....	07-11	Tim Lavigne.....	07
Martitre Franco.....	05	Talley Haines.....	06	Blaise Ilsley.....	95-96	Mike Lamb.....	11
Caleb Frare.....	17-18	David Hale.....	18-19	Kennedy Infante.....	90	Jason Lane.....	08
Clint Frazier.....	16-19	Bo Hall.....	08	Jeff Innis.....	95	Trevor Lane.....	19
Lou Frazier.....	99	Shaeffer Hall.....	11			Ryan Lavarney.....	19
Marvin Freeman.....	90	Drew Hall.....	93			Tommy Layne.....	17
Steve Frey.....	95-96	Cole Hamels.....	06	Austin Jackson.....	07, 09	Jalal Leach.....	00
Ernesto Frieri.....	17	Jimmy Hamilton.....	02	Ken Jackson.....	89	Seung-Hak Lee.....	03-06
Todd Frohworth.....	89-90	Robby Hammock.....	10	Steven Jackson.....	07-09	Greg Legg.....	89-94
Kosuke Fukudome.....	12	Josh Hancock.....	03-04	Russ Jacobson.....	04	Carlos Leon.....	05-06
		Buzz Hannahan.....	04-05	Thomas Jacquez.....	99-01	Chris Leroux.....	14
		J.A. Happ.....	06	Jason Jaramillo.....	06	Jesse Levis.....	03
Robert Gaddy.....	93-95	Mike Hartley.....	92	Gregg Jefferies.....	96	Fred Lewis.....	13-14
Giovanny Gallegos.....	15-18	Joe Harvey.....	18-19	Dan Jennings.....	19	Ryan Lidge.....	19
Jonathan Galvez.....	15	Brendan Harris.....	13	Derek Jeter.....	13	Mike Lieberthal.....	92-95, 06
Ben Gamel.....	15-16	Ryan Hawblitzel.....	97	Jason Jimenez.....	04	Brent Lillibridge.....	13
Jesus Garces.....	91	David Hayden.....	95	Barry Johnson.....	99-00	Adam Lind.....	18
Adonis Garcia.....	13-14	Charlie Hayes.....	89	Cody Johnson.....	13	Jim Lindeman.....	91-92
Deivi Garcia.....	19	Von Hayes.....	91	Dan Johnson.....	13	Jacob Lindgren.....	15
Freddy Garcia.....	11	Kyle Haynes.....	15-16	Jason Johnson.....	09	Doug Lindsey.....	92-93
Brett Gardner.....	07-09, 12	Kelly Heath.....	90	Jason Jones.....	08	Matt Lipka.....	19
Cole Garner.....	12	Slade Heathcott.....	15-16	Ron Jones.....	90-91	Felipe Lira.....	01
Kevin Garner.....	94	Chaz Hebert.....	15	Tyler Jones.....	17	Pedro Liriano.....	05
Shawn Garrett.....	06	Bronson Heflin.....	96-98	Kevin Jordan.....	94-95, 97	Pat Listach.....	98
Taylor Garrison.....	13	Dan Held.....	96, 98	Ricardo Jordan.....	96	Jonathan Loaisiga.....	19
Geoff Geary.....	01-05	Ben Heller.....	16-17, 19	Ricky Jordon.....	90,92	Ron Lockett.....	94
Domingo German.....	17-19	Sean Henn.....	07-08	Corban Joseph.....	12-14	Carlton Loewer.....	97-98
Justin Germano.....	06	Jairo Heredia.....	13-14	Jeff Juden.....	94-95	Boone Logan.....	10

ALL-TIME SWB ROSTER

Jaron Long.....15	Jim Miller.....13-14	Tyler Olson.....16	
Tony Longmire.....91, 93	Joe Millette.....92-93	Randy O'Neal.....89	== Q ==
Brian Looney.....99	Kevin Millwood.....11	Steve Ontiveros.....89,91	Paul Quantrill.....94
Aquilino Lopez.....05	Michael Mimbs.....96-97	Kevin Orie.....01	Tom Quinlan.....94
Andrew Lorraine.....01	Travis Minix.....05-06	Eddie Oropesa.....01	Rafael Quirico.....96
Torey Lovullo.....99	Damon Minor.....03	Kaleb Ort.....19	
Lou Lucca.....99	Juan Miranda.....08-10	Ramon Ortiz.....12	== R ==
Spike Lundberg.....04	Bryan Mitchell.....14-17	Russ Ortiz.....09	Edwar Ramirez.....07-09
Tyler Lyons.....19	D.J. Mitchell.....10-12	Ricky Otero.....96-97	Jose Ramirez.....13-15
	Larry Mitchell.....96	Pablo Ozuana.....04	Peter Ramos.....06
== M ==	Sergio Mitre.....09-10		Cody Ransom.....08-09
Anderson Machado.....04	Jason Moler.....94	== P ==	Clay Rapada.....13
Josh Maciejewski.....19	Gustavo Molina.....11-12	Jorge Padilla.....04-05	Darrell Rasner.....07-08
Garry Maddox II.....03	Jose Molina.....09	Vicente Padilla.....01, 04-05	Floyd Rayford.....89-91
Mike Maddux.....89	Jordan Montgomery.....16-17, 19	Al Pardo.....89	Tim Redding.....10
Alex Madrid.....89-90	Mark Montgomery.....13-16	Chan-Ho Park.....10	Joe Redfield.....89
Ryan Madson.....03	Steve Montgomery.....99	Chris Parmelee.....16	Rob Refsnyder.....14-17
Calvin Maduro.....97-98	Chad Moeller.....08-10	Jordan Parraz.....11	Jeff Reed.....01
Wendell Magee.....96-99,03	Jesus Montero.....10-11	Steve Parris.....92-93	Kevin Reese.....07
Kevin Mahoney.....13	Charlie Montoyo.....94-95	Corey Patterson.....13	James Reeves.....18
John Maine.....12	Brad Moore.....89-90	Jeff Patterson.....92-94	Brian Reith.....02
Chris Malec.....09	Mickey Morandini.....90-91	Scott Patterson.....07-08	Desi Relaford.....96-97
Chuck Malone.....90-91	Diego Moreno.....14-16	Mark Payton.....16-18	Chuck Ricci.....94-95
Anthony Manahan.....95-96	Logan Morrison.....19	James Pazos.....15-16	Antwan Richardson.....14
Charlie Manning.....07	Dustin Moseley.....10	Steve Pearce.....12	Wendell Rijo.....19
Joe Mantiply.....17, 19	Lyle Mouton.....03	Julio Peguero.....91-92	Royce Ring.....10
Jeff Manto.....93	Yadil Mujica.....12	Jose Pena.....17	Wally Ritchie.....89-92
Mark Marsh.....92-95	Terry Mulholland.....90	Ramiro Pena.....09, 11-12	Ben Rivera.....92,94
Brett Marshall.....13	Connor Mullee.....15-16	Lance Pendleton.....10-11	Rene Rivera.....10
Damaso Marte.....09	Bobby Munoz.....94-96	Cliff Pennington.....19	Joe Roa.....02
Chris Martin.....15	Glen Murray.....96	Franklin Perez.....04-05	J.P. Roberge.....01-04
John Martin.....89	Matt Murray.....96	Josue Perez.....03	David Robertson.....08-09, 12
Fernando Martinez.....13	John Ryan Murphy.....13-14	Kelvin Perez.....12-13	Mike Robertson.....97
Manny Martinez.....96	Luke Murlon.....13	Oliver Perez.....18	Shane Robinson.....18
Jeff Marquez.....08	Ronnie Mustelier.....12-14	Tomas Perez.....00	Richie Robnett.....09
Addison Maruszak.....11, 13	Brett Myers.....02	Yorkis Perez.....98	Alex Rodriguez.....11,13
John Marzano.....94	Jimmy Myers.....99	Pat Perry.....91	Eddy Rodriguez.....15-17
Greg Mathews.....92	Aaron Myette.....03	Robert Person.....02	Eladio Rodriguez.....08
Scott Mathieson.....06		Vinnie Pestano.....16	John Rodriguez.....09
Nick Mattioni.....06	== N ==	Brian Peterson.....09	Victor Rodriguez.....92-93
Tim Mauser.....90-93	Xavier Nady.....09	Jace Peterson.....18	Wilking Rodriguez.....15
Jason Maxwell.....11	Jeff Natale.....10	Gregorio Petit.....15	Esmil Rogers.....15
Cameron Maybin.....19	Rey Navarro.....18	Andy Pettitte.....12	Josh Rogers.....18
L.J. Mazzilli.....18	Thomas Neal.....13	David Phelps.....10-12	Chris Rojas.....05
Brian Mazzone.....06	Nick Nelson.....19	Andy Phillips.....07	Scott Rolen.....96
Zach McAllister.....09-10	David Newhan.....00	Heath Phillips.....08	Kyle Roller.....14-15
Ryan McBroom.....18-19	Doug Nickle.....01-02	J.R. Phillips.....96	Jimmy Rollins.....99-00
Sam McConnell.....02	Tom Nieto.....89-90	Kirk Pierce.....98	Josh Romanski.....13
Dan McCutchen.....08	Wil Nieves.....07	Branden Pinder.....14-16	Deibinson Romero.....16
Darnell McDonald.....12	Jayson Nix.....12	Michael Pineda.....13-15	J.C. Romero.....11
Chuck McElroy.....89-90	Rico Noel.....15	Jose Pirela.....13-15	Austin Romine.....11-15
Billy McKinney.....17-18	Hector Noesi.....10-11	P.J. Pillittere.....09-11	Marc Ronan.....99
Billy McMillon.....97-99	Dickie Noles.....90	Erik Plantenberg.....97	Francisco Rondon.....12-14
Rusty McNamara.....01	Nick Noonan.....15	Grant Plumley.....07	Adonis Rosa.....17-19
Fred McNair.....95-96	James Northeimer.....97	Placido Polanco.....04	Ed Rosado.....92
Louie Meadows.....90-91	Tim Norton.....10-11	Cliff Politte.....00	Jose Rosario.....15-16
Neil Medchill.....13	Ivan Nova.....09-11, 13, 15	Sidney Ponson.....08	Victor Rosario.....89-90
Anthony Medrano.....05	Zach Nuding.....13-14	Justin Pope.....07	Trevor Rosenthal.....19
Mark Melancon.....08-10	Tom Nuneviller.....94	Ryan Pope.....11, 13	Aaron Royster.....00-01
Jose Melendez.....95	Edwardo Nunez.....09	Greg Porter.....08	Scott Ruffcorn.....97
Jon Meloan.....12	Eduardo Nunez.....10, 12	John Posey.....89	Bruce Ruffin.....89,91
Carlos Mendoza.....09	Franklin Nunez.....02	Brian Powell.....03-04	Carlos Ruiz.....05-06
Hector Mercado.....02-03	Luis Nunez.....08-09, 11	Todd Pratt.....92-93	Randy Ruiz.....13
Melky Mesa.....12-13	Vidal Nuno.....12-13	Luke Prihoda.....09	Nick Rumbelow.....14-17
Jason Michaels.....01-02	Ryan Nye.....96-99	Tom Prince.....99	Jim Rushford.....04-06
Doug Mientkiewicz.....07		Mark Prior.....11	Kevin Russo.....09-12
Adan Millan.....97,99	== O ==	Chris Pritchett.....00	Eric Ruth.....14-17
Adam Miller.....12	Michael O'Connor.....12	Scott Proctor.....11	Mark Rutherford.....00
Andrew Miller.....15	Ross Ohlendorf.....07-08	Cesar Puello.....16	Mark Ryal.....89
Brad Miller.....19	Jim Olander.....89	Ken Pumphrey.....02-03	Brendan Ryan.....15
Keith Miller.....89-90	Omar Olivares.....95	Nick Punto.....01-03	Ken Ryan.....97-99

ALL-TIME SWB ROSTER

Sean Ryan.....	93	Garrett Stephenson.....	97-98	Luke Voit.....	18-19
		Matt Stevens.....	92	Ed Vosberg.....	00-01
		Chris Stewart.....	08-09		
== S ==					
Jeremy Salazar.....	01-03	Kevin Stocker.....	93-94,96		
Ron Salcedo.....	89	Jeff Stone.....	92	Cory Wade.....	11-12
Brian Sanches.....	04-06	Graham Stoneburner.....	13-14	Scott Wade.....	91, 94
Gary Sanchez.....	15-19	Scott Strickland.....	08	Tyler Wade.....	17-19
Humberto Sanchez.....	09	Jamal Strong.....	07	Brandon Wagner.....	19
Romulo Sanchez.....	09-10	Miguel Sulbaran.....	15	Matt Walbeck.....	01
Danny Sandoval.....	05-06	Ricky Surum.....	18	Casey Waller.....	91-93
Amaury Sanit.....	09-11	Pedro Swann.....	06	Chien-Ming Wang.....	09, 13
Julio Santana.....	03	Erik Swanson.....	18	Bryan Ward.....	00
Jose Santiago.....	02	Anthony Swarzak.....	16	Turner Ward.....	01
Omair Santos.....	07	Nick Swisher.....	16	Adam Warren.....	11-13, 18
Bronson Sardinha.....	07			Dusty Wathan.....	06
Bobby Scales.....	06	== T ==			
Bob Scanlan.....	90	Jeff Tabaka.....	89	Eric Weaver.....	02
Steve Scarson.....	91-92	Masahiro Tanaka.....	15, 18	Tyler Webb.....	14-17
Gene Schall.....	93-96, 00-02	Stephen Tarpley.....	18-19	Jon Weber.....	10
Curt Schilling.....	94,96, 00	Yoshinori Tateyama.....	13-14	Jeremy Wedel.....	02-03
Josh Schmidt.....	10-11	Craig Tatum.....	12	Eric Wedge.....	97
Steve Schrenk.....	99-00	Mike Tauchman.....	19	Greg Weissert.....	19 (Playoffs)
Rick Schu.....	91-92	Reggie Taylor.....	00-01	Mike Welch.....	98-99
Chris Schwinden.....	12	Sam Taylor.....	93,95	Bob Wells.....	93-94
Darryl Scott.....	98-99	Mark Teixeira.....	16	Mickey Weston.....	92
Elio Serrano.....	02	Robinson Tejeda.....	05	David West.....	95-96
Ray Searge.....	91	Ruben Tejada.....	17	Zelous Wheeler.....	14
Steve Searcy.....	92	Fausto Tejero.....	00	Kevin Whelan.....	09-12
Bob Sebra.....	89	Amaury Telemaco.....	00-05	Matt White.....	06
Kevin Sefcik.....	95-97, 03	Kanekoa Texeira.....	11	Steven White.....	07-08
Scott Service.....	89-90	Marcus Thames.....	10	Matt Whiteside.....	98
Rob Segedin.....	14-15	Evan Thomas.....	98, 00-02	Chase Whitley.....	12-15
Zach Segovia.....	10	Justin Thomas.....	12	Scott Wiegandt.....	92,94-96
Shawn Semple.....	19	Kevin Thompson.....	07	Cary Williams.....	92-94
Luis Severino.....	15-16, 19	Joe Thurston.....	06	Jeff Williams.....	09
Ben Shaffar.....	06	Terry Tiffee.....	11	Mason Williams.....	15-17
Steve Sharts.....	89-90	Jess Todd.....	11	Mike Williams.....	92-95
Justus Sheffield.....	18	David Tokheim.....	95-96	Mitch Williams.....	96
Mike Shelton.....	89	Brett Tomko.....	09	Shad Williams.....	99
Chasen Shreve.....	15-17	Gleyber Torres.....	17-18	Scott Williamson.....	07
Anthony Shumaker.....	99	Ronald Torreyes.....	18	Bobby Wilson.....	13
Carlos Silva.....	11	Jose Toussen.....	14	Gary Wilson.....	91
Brian Simmons.....	03	Josh Towers.....	09	David Winfree.....	10
Mark Sims.....	91-92	Billy Traber.....	08	Darrin Winston.....	97-98
Andrew Sisco.....	11	Chad Tracy.....	10	Dewayne Wise.....	12
Steve Sisco.....	01	Matt Tracy.....	12-15	Randy Wolf.....	98-99, 01
Jay Sitzman.....	02 (playoffs)	Mark Tranberg.....	95	Steve Woodard.....	02
Scott Sizemore.....	14	Gary Tremblay.....	91	Kenny Woods.....	00-02
Joe Slusarski.....	94	Keith Troutman.....	96, 98	Eric Wooten.....	15
Bud Smith.....	02, 04	Marc Tugwell.....	06	Shawn Wooten.....	04
Caleb Smith.....	15, 17	Nik Turley.....	13-14	Eric Wordekemper.....	09-11
Greg Smith.....	11			Matt Wotherspoon.....	16-17
Mark Smith.....	04	== U ==			
Matt Smith.....	06	Giovanny Urshela.....	18-19	Chase Wright.....	07-08
Mike Smith.....	05	Chase Utley.....	02-04	Rick Wrona.....	96
Chris Snusz.....	98			== Y ==	
Justin Snyder.....	10	== V ==			
Clint Sodowsky.....	01	Raul Valdes.....	11	Ed Yarnall.....	04
Donovan Solano.....	16-17	Jerry Valdez.....	01	Kirby Yates.....	16
Yangervis Solarte.....	14	Jose Valdez.....	09	Chris Young.....	14
== Z ==					
Layne Somsen.....	16	Breyvic Valera.....	19	Mike Zagurski.....	13
Rafael Soriano.....	11	Eric Valent.....	01-02	Victor Zambrano.....	08
Juan Sosa.....	03, 06	John Van Benschoten.....	10	Peter Zamora.....	01-02
David Sosebee.....	18-19	Cesar Vargas.....	15	Zack Zehner.....	18-19
Josh Spence.....	13	Jim Vatcher.....	90, 95	Bob Zupcic.....	96
Dennis Springer.....	95	Jorge Vazquez.....	10-11	Jon Zuber.....	95-99
Steve Stanicek.....	89-90	Gil Velazquez.....	13		
Giancarlo Stanton.....	19	Pat Venditte.....	12-14		
Jay Stephens.....	09	Jose Veras.....	07-08		
Ray Stephens.....	92	Shane Victorino.....	05		
Casey Stevenson.....	13	Ron Villone.....	07		

General Information

2021 Field Staff

2021 Hallianders

2021 Triple-A East

2019 Review

All-Time Roster & Stats

SWB Records

Additional Information

ALL-TIME SWB HITTING STATISTICS

PLAYER	AVG	G	AB	R	H	2B	3B	HR	RBI	BB	SO	SB	CS
Ackley, Dustin	.471	5	17	4	8	1	0	2	4	1	3	1	0
Adams, David	.268	59	220	28	59	11	2	5	21	29	43	0	0
Adams, Lane	.267	8	30	2	8	1	0	0	3	2	10	0	0
Adduci, Jim	.238	195	604	61	144	20	3	12	70	32	140	4	5
Agostinelli, Sal	.200	85	200	12	40	2	1	0	15	23	24	6	2
Alexander, Gary	.215	199	610	85	131	35	1	29	101	57	136	1	1
Almonte, Zolio	.275	173	680	80	187	30	2	24	105	59	152	10	5
Alvarez, Clemente	.179	14	39	4	7	4	0	0	6	3	11	0	0
Alvarez, Mandy	.277	66	238	31	66	18	0	6	44	18	39	1	2
Amador, Manny	.343	23	70	12	24	5	0	1	9	6	11	0	0
Amaro, Ruben	.288	171	660	112	190	44	9	12	69	54	79	34	7
Amburgey, Trey	.274	124	470	73	129	31	3	22	62	32	112	6	2
Anderson, Marlon	.306	239	972	161	297	50	22	24	139	67	120	48	22
Andujar, Miguel	.317	58	227	36	72	13	1	9	30	17	33	3	0
Angeli, Doug	.228	120	359	36	82	15	2	3	29	35	89	1	4
Angelini, Carmen	.238	84	265	28	63	12	1	4	28	13	54	1	2
Anna, Dean	.192	36	130	13	25	4	3	1	14	14	20	0	1
Antonelli, Matt	.197	15	61	11	12	1	1	1	4	5	9	0	0
Arcia, Francisco	.254	52	173	17	44	8	0	1	15	8	37	0	0
Asche, Cody	.169	16	59	4	10	1	0	1	1	6	21	0	0
Austin, Tyler	.271	203	735	115	199	55	1	33	122	84	224	13	1
Avelino, Abiatal	.245	94	335	38	82	7	7	5	44	19	71	13	3
Aven, Bruce	.244	59	205	26	50	11	0	8	42	36	35	3	1

PLAYER	AVG	G	AB	R	H	2B	3B	HR	RBI	BB	SO	SB	CS
Baker, Ryan J.	.500	1	2	0	1	1	0	0	2	0	1	0	0
Barker, Kevin	.194	12	36	3	7	1	0	2	4	3	8	0	0
Barrett, Tommy	.278	120	443	65	123	14	6	0	25	51	47	44	13
Barrios, Daniel	.000	3	1	0	0	0	0	0	0	0	0	0	0
Barron, Tony	.298	194	704	111	210	44	5	36	140	66	147	10	8
Basak, Chris	.253	128	454	63	115	28	3	7	49	26	81	19	3
Bates, Fletcher	.000	3	5	0	0	0	0	0	0	0	1	0	0
Batiste, Kim	.273	225	853	94	233	41	13	7	88	20	128	25	18
Battle, Howard	.228	115	391	37	89	24	1	8	44	21	53	3	8
Beattie, Andrew	.206	19	63	8	13	0	0	2	6	9	15	0	0
Bell, Josh	.226	52	177	25	40	8	0	5	21	28	45	0	0
Bellino, Frank	.167	9	18	0	3	0	0	0	2	1	5	0	1
Beltre, Esteban	.133	4	15	1	2	0	0	0	1	0	1	0	0
Benjamin, Mike	.385	4	13	2	5	2	0	0	4	3	0	0	0
Bennett, Gary	.269	276	905	128	243	57	1	30	130	91	130	2	0
Bernier, Doug	.212	232	692	78	145	31	6	0	59	98	198	6	2
Bergeron, Peter	.202	34	104	12	21	7	0	2	9	10	21	10	0
Berroa, Angel	.316	14	57	7	18	4	0	2	13	4	7	0	2
Berry, Quintin	.157	7	13	1	2	1	0	0	0	0	3	0	0
Betemit, Wilson	.333	8	27	5	9	4	0	1	5	6	7	0	0
Bieser, Steve	.266	214	556	82	148	29	7	1	52	40	110	29	13
Bird, Greg	.296	53	199	30	59	11	1	11	35	24	43	0	0
Roesch, Brennan	.200	8	30	6	6	2	0	0	2	7	8	0	0
Bolasky, Devyn	.212	34	104	10	22	1	1	10	7	9	1	0	0
Bootay, Kevin	.132	23	53	3	7	1	0	0	4	7	12	5	2
Bourn, Michael	.283	38	152	34	43	5	7	1	15	20	33	15	1
Bowers, Brent	.255	39	110	15	28	2	0	3	7	8	28	1	1
Brady, Pat	.201	95	264	30	53	11	4	8	29	58	62	1	4
Brnayan, Russell	.309	33	110	19	34	5	0	11	39	26	31	0	0
Brewer, Dan	.278	46	151	17	69	9	1	0	9	14	47	8	4
Brophy, El	.200	34	65	7	13	2	0	1	8	8	15	0	0
Broussard, Ben	.276	64	239	44	66	18	1	13	46	18	45	18	45
Brown, Jason	.067	7	15	0	1	0	0	0	0	2	8	0	0
Brunlett, Eris	.265	70	253	35	67	14	0	9	38	16	59	4	0
Budzinski, Mark	.276	259	977	151	270	55	23	10	94	90	211	25	6
Bullock, Eric	.274	80	281	37	77	10	8	3	40	18	30	16	7
Burnham, Gary	.391	10	46	9	18	5	0	1	8	3	7	0	0
Burns, Billy	.258	93	267	42	69	15	3	2	25	27	41	14	3
Burrell, Pat	.267	50	176	35	47	15	1	5	29	36	44	1	2
Burton, Darren	.260	319	1085	151	282	71	9	39	167	123	227	21	2
Burton, Essex	.172	16	58	4	10	3	0	0	1	7	16	5	3
Butler, Rob	.279	204	696	93	194	35	12	7	78	45	93	8	13
Byrd, Marlon	.295	179	713	121	210	50	8	20	85	56	120	17	4

PLAYER	AVG	G	AB	R	H	2B	3B	HR	RBI	BB	SO	SB	CS
Cabrera, Melky	.333	15	57	8	19	2	0	0	5	8	9	1	3
Caldwell, Bruce	.231	48	160	21	37	6	0	6	22	16	49	0	0
Camilo, Juan	.333	5	18	7	6	2	0	0	0	1	3	0	0
Campusano, Sil	.262	94	305	44	80	12	1	8	47	23	63	9	6
Cannizaro, Andy	.295	52	166	27	49	12	0	2	20	21	30	0	1
Canzler, Russ	.263	51	175	25	46	12	2	2	24	20	45	1	0
Capra, Nick	.286	18	56	12	16	3	0	1	3	10	7	3	2
Carrizales, Omar	.167	5	12	0	2	0	0	0	0	3	4	0	0
Carson, Matt	.289	84	305	53	88	10	6	10	38	21	63	10	3
Carter, Michael	.161	9	31	2	5	1	1	1	4	0	8	0	1
Carver, Steve	.241	106	311	36	75	20	1	12	42	36	111	2	1
Cash, Kevin	.221	23	68	7	15	1	0	2	9	9	23	0	0
Casillas, Uriel	.355	22	62	8	22	5	0	1	6	7	6	0	0
Castillo, Ali	.367	20	79	7	29	8	0	0	13	4	7	4	3

ALL-TIME SWB HITTING STATISTICS

PLAYER	AVG	G	AB	R	H	2B	3B	HR	RBI	BB	SO	SB	CS
Castillo, Braulio	.260	121	446	73	116	30	6	13	62	46	103	10	5
Castillo, Wilkin	.220	86	282	23	62	10	1	4	23	13	41	1	1
Castro, Bernie	.266	83	282	44	75	11	0	1	21	30	36	21	9
Castro, Kelvin	.000	2	0	0	0	0	0	0	0	0	0	0	0
Castellano, John	.276	94	312	45	86	17	0	6	45	28	41	5	2
Castro, Starlin	.333	6	24	4	8	0	0	1	2	1	4	0	0
Cave, Jake	.296	162	624	98	185	34	10	20	78	47	168	4	6
Cervelli, Francisco	.246	126	447	52	110	20	2	3	47	43	100	6	2
Chamberlain, Wes	.292	73	271	28	79	13	4	6	46	19	26	13	6
Chapman, Travis	.272	134	478	62	130	36	0	12	82	44	97	2	2
Chavez, Angel	.276	174	640	89	183	48	2	17	94	40	121	12	3
Chavez, Raul	.221	86	290	29	64	14	0	4	31	11	39	1	0
Choi, Ji-Man	.288	87	288	42	83	25	1	15	69	39	86	3	1
Christensen, McKay	.238	47	181	26	43	10	1	4	13	14	48	7	2
Christian, Justin	.304	130	503	89	153	25	5	7	65	38	62	41	6
Cimo, Matt	.241	85	216	32	52	7	4	6	22	14	51	3	3
Closser, JD	.248	50	149	17	37	7	0	4	19	23	28	0	1
Collier, Lou	.326	101	387	62	126	26	3	14	66	34	82	14	3
Conde, Vicente	.067	6	15	0	1	0	0	0	1	2	6	0	0
Cooper, Garrett	.000	2	7	0	0	0	0	0	0	0	1	0	0
Corona, Reggie	.227	149	547	59	124	27	5	8	45	45	78	18	1
Coste, Chris	.266	173	653	85	174	34	1	22	103	49	113	4	5
Cox, Daniel	.000	1	1	0	0	0	0	0	0	0	1	0	0
Crawford, Rashad	.333	6	18	5	6	1	1	0	3	1	2	0	0
Crespo, Hector	.111	5	17	2	2	0	0	0	0	1	6	0	0
Cruz Jr., Jose	.274	18	62	12	17	4	0	1	7	9	12	3	0
Culver, Cito	.236	135	454	54	107	20	4	13	63	41	137	2	1
Curtis, Colin	.247	207	740	83	183	47	2	12	79	77	139	14	7
Cusick, Matt	.265	29	83	11	22	6	0	0	9	10	7	0	0
Cust, Jack	.249	98	337	63	84	14	1	20	66	81	127	2	0

PLAYER	AVG	G	AB	R	H	2B	3B	HR	RBI	BB	SO	SB	CS
Daulton, Darren	.222	2	9	1	2	0	0	1	1	0	0	0	0
Davis, Ike	.217	26	92	11	20	1	0	5	16	14	32	0	0
Dawkins, Walter	.269	42	108	15	29	6	0	3	14	9	23	2	1
de Caster, Wyndell	.301	53	186	23	56	12	0	5	21	13	28	3	0
Deglan, Kellin	.158	6	19	3	3	0	0	1	2	2	6	0	0
Diaz, Cesar	.333	2	3	1	1	0	0	0	0	0	1	0	0
Diaz, Francisco	.265	40	113	13	30	4	1	0	13	17	30	0	0
Diaz, Jonathan	.214	129	379	50	81	10	1	3	30	61	77	5	3
Diaz, Mario	.278	46	180	20	50	6	0	3	22	11	9	0	0
Dickerson, Chris	.282	126	478	90	135	34	5	9	41	79	136	35	7
Dominique, Andy	.170	40	135	16	23	6	0	3	18	12	34	0	0
Dostal, Bruce	.221	71	181	32	40	7	0	1	8	47	40	11	5
Doster, David	.284	604	2340	346	665	147	23	59	368	185	351	58	21
Drury, Brandon	.291	56	199	30	58	13	1	5	30	32	58	3	1
Ducey, Rob	.300	4	20	3	6	1	0	1	5	2	6	0	0
Dugas, Taylor	.308	78	237	24	73	6	2	0	22	30	38	3	4
Duncan, Eric	.228	328	1171	128	267	61	3	26	145	101	263	9	6
Duncan, Shelley	.275	272	993	181	273	62	2	67	222	150	231	10	3
Durazo, Erubiel	.263	29	95	17	25	5	0	3	12	18	19	0	0
Dykstra, Lenny	.286	3	7	1	2	1	1	0	1	1	1	0	0

PLAYER	AVG	G	AB	R	H	2B	3B	HR	RBI	BB	SO	SB	CS
Ellsbury, Jacoby	.375	2	8	1	3	2	0	0	2	0	0	1	0
Elster, Kevin	.294	5	17	2	5	3	0	0	2	2	3	0	0
Encarnacion, Edwin	.125	2	8	2	1	0	0	0	1	0	2	0	0
Estalola, Bobby	.243	320	1097	177	267	72	3	51	184	178	268	7	1
Estrada, Johnny	.281	150	565	62	159	40	0	11	83	31	59	1	0
Estrada, Thairo	.252	68	274	40	69	18	2	8	35	14	58	3	1

PLAYER	AVG	G	AB	R	H	2B	3B	HR	RBI	BB	SO	SB	CS
Farnham, Jeff	.205	14	39	4	8	1	0	0	3	8	9	0	0
Fernandez, Jose	.188	16	32	2	6	1	0	0	1	4	11	0	0
Figuerola, Cole	.292	121	449	45	131	19	1	3	44	44	27	4	4
Finn, John	.218	42	124	18	27	1	0	4	10	15	12	2	0
Fiorito, Dan	.230	25	87	4	20	4	0	0	3	8	17	2	0
Fisher, David	.156	26	64	6	10	1	0	1	3	7	15	1	1
Fleming, Billy	.265	55	189	20	50	10	0	2	22	10	41	1	0
Fleming, Ryan	.231	88	242	27	56	11	3	1	20	20	38	4	6
Fletcher, Darrin	.284	90	306	39	87	13	1	8	50	23	29	1	3
Flores, Jose	.270	259	847	130	229	39	5	7	73	126	149	28	11
Flores, Ramon	.268	136	511	73	137	28	6	14	57	72	88	6	4
Forbes, P.J.	.288	323	1203	175	346	69	4	8	135	100	148	16	3
Ford, Curt	.221	56	195	28	43	5	3	5	12	22	39	14	5
Ford, Mike	.256	206	755	126	207	46	0	45	133	101	141	1	1
Fowler, Dustin	.293	70	297	49	87	19	8	13	43	15	63	13	5
Fox, Eric	.285	87	246	39	70	16	3	3	26	19	48	2	3
Francia, David	.234	215	599	65	140	18	4	6	63	48	98	31	14
Francia, Juan	.301	38	136	23	41	5	2	0	16	9	12	7	6
Frazier, Clint	.263	213	811	136	213	55	9	33	96	84	207	14	6
Frazier, Lou	.247	89	308	54	76	16	7	6	32	44	79	21	3
Fukudome, Kosuke	.276	39	127	17	35	5	1	2	16	37	25	1	1

General Information

2021 Field Staff

2021 Hallfinders

2021 Triple-A East

2019 Review

All-Time Roster & Stats

SWB Records

Additional Information

ALL-TIME SWB HITTING STATISTICS

PLAYER	AVG	G	AB	R	H	2B	3B	HR	RBI	BB	SO	SB	CS
Galvez, Jonathan	.237	40	139	17	33	9	0	0	12	16	31	2	2
Gamel, Ben	.304	245	983	157	299	54	19	16	115	89	202	32	13
Garcia, Adonis	.300	136	541	75	160	29	4	12	55	28	72	15	7
Garces, Jesus	.125	3	8	0	1	0	0	0	0	1	0	0	0
Gardner, Brett	.283	145	538	109	152	16	15	4	41	96	121	61	12
Garrett, Shawn	.220	69	245	21	54	12	5	3	26	16	66	1	1
Garner, Kevin	.267	54	187	30	50	12	1	14	39	20	61	0	0
Garner, Cole	.258	64	236	27	61	13	1	6	25	16	75	3	1
Geisler, Phil	.195	74	226	16	44	10	1	1	18	20	61	2	2
Giambi, Jason	.111	4	9	1	1	0	0	1	1	6	2	0	1
Gibbons, John	.223	78	202	29	45	8	2	6	30	33	66	2	0
Gil, Jose	.267	22	60	6	16	2	0	0	4	5	10	0	0
Gilbert, Shawn	.259	277	1083	165	280	59	6	9	94	110	188	36	26
Golson, Greg	.263	221	799	106	210	32	12	18	73	55	209	32	9
Gonzalez, Alberto	.232	208	763	77	177	33	10	6	70	54	112	15	9
Gonzalez, Edgar	.154	4	13	1	2	0	0	0	0	1	5	0	0
Gonzalez, Jose	.171	16	41	10	7	4	0	1	3	7	10	3	1
Gore, Terrance	.164	21	55	8	9	3	1	0	1	12	17	3	0
Gorecki, Reid	.253	78	281	45	71	18	5	3	30	32	67	12	3
Grable, Rob	.229	26	83	7	19	4	0	3	11	7	34	3	0
Gradoville, Tim	.217	10	23	0	5	0	0	0	4	1	9	0	1
Granderson, Curtis	.333	10	36	2	12	0	0	1	5	3	6	0	0
Graterol, Juan	.200	20	70	8	14	1	0	1	9	1	10	0	0
Green, Nick	.233	112	391	41	91	15	2	12	50	26	102	3	2
Gregorius, Didi	.120	6	25	1	3	0	0	0	1	0	2	0	0
Grice, Cody	.238	23	80	10	19	1	2	2	9	6	29	3	0
Grindell, Nate	.238	60	210	17	50	11	0	1	23	10	29	1	3
Grotewold, Jeff	.262	104	327	41	86	14	6	6	46	32	71	0	2
Guevara, Orlando	.143	3	7	0	1	0	0	0	0	1	4	0	0
Guiliano, Matt	.190	71	216	20	41	15	0	2	24	17	61	3	2
Guzman, Freddy	.286	6	21	7	6	0	1	0	1	5	5	7	0

PLAYER	AVG	G	AB	R	H	2B	3B	HR	RBI	BB	SO	SB	CS
Hammock, Robby	.180	22	61	6	11	2	0	0	4	11	13	0	1
Hannahan, Buzz	.258	176	512	70	132	22	7	1	42	47	130	9	9
Harris, Brendan	.233	22	73	9	17	3	0	1	4	13	12	0	0
Hayden, David	.293	20	41	6	12	1	0	2	3	6	13	0	2
Hayes, Charlie	.407	7	27	4	11	3	1	1	3	0	3	0	0
Hayes, Von	.250	2	8	2	2	1	0	0	0	2	3	0	0
Heath, Kelly	.237	79	232	33	55	7	3	7	32	33	46	3	3
Heathcott, Slade	.257	87	338	39	87	12	4	2	34	23	92	8	6
Held, Dan	.257	123	412	65	106	28	3	15	57	35	102	2	3
Hernandez, Michel	.255	77	231	34	59	9	0	6	31	25	24	0	1
Hicks, Aaron	.379	9	29	8	11	5	1	1	2	4	3	2	0
Higashioka, Kyle	.246	181	647	89	159	37	1	37	120	57	139	2	1
Hinch, A.J.	.257	162	534	51	137	24	3	5	76	46	93	0	0
Hitchcox, Brian	.232	62	181	24	42	11	1	2	7	18	19	3	1
Hollifield, Rick	.191	94	278	37	53	7	3	3	24	27	71	21	6
Holliday, Matt	.278	5	18	5	5	0	0	0	1	3	2	0	0
Hollins, Dave	.245	121	384	63	94	14	8	13	57	70	72	5	3
Holmann, Mario	.000	3	3	0	0	0	0	0	0	0	2	0	0
Houston, Tyler	.174	6	23	2	4	1	1	0	0	1	1	0	0
Howard, Ryan	.326	90	331	59	108	29	0	25	83	53	103	0	0
Hudler, Rex	.333	3	9	0	3	0	0	0	0	0	0	0	0
Huff, Larry	.235	9	17	4	4	2	0	0	1	5	2	0	0
Huffman, Chad	.274	104	368	48	101	20	0	10	45	40	81	0	2
Hunter, Brian J.	.111	2	9	1	1	0	0	0	0	1	3	0	0
Hyde, Mickey	.167	2	6	1	1	0	0	0	0	0	1	0	0

PLAYER	AVG	G	AB	R	H	2B	3B	HR	RBI	BB	SO	SB	CS
Ibarra, Walter	.254	38	122	14	31	5	0	2	9	8	42	1	1
Infante, Kennedy	.229	40	131	12	30	4	0	2	10	6	14	0	0

PLAYER	AVG	G	AB	R	H	2B	3B	HR	RBI	BB	SO	SB	CS
Jackson, Austin	.300	133	507	69	152	24	9	4	65	42	125	25	4
Jackson, Ken	.225	59	178	30	40	5	2	2	15	29	41	6	4
Jacobson, Russ	.286	2	7	0	2	1	0	0	1	1	3	0	0
Jaramillo, Jason	.167	2	6	0	1	0	0	0	1	0	1	0	0
Jefferies, Gregg	.118	4	17	1	2	0	1	0	0	1	3	0	0
Jeter, Derek	.222	7	18	4	4	1	0	0	1	5	3	0	0
Joseph, Corban	.268	70	235	28	63	12	2	4	28	19	31	0	1
Johnson, Cody	.167	18	54	6	9	2	0	1	4	10	32	0	0
Johnson, Dan	.253	133	459	57	116	26	0	21	69	93	82	1	0
Jones, Ron	.258	92	298	30	77	11	1	7	52	38	38	8	2
Jordan, Kevin	.301	194	754	110	227	53	7	17	119	59	70	5	2
Jordon, Ricky	.276	31	123	9	34	1	0	2	13	6	20	0	0
Joseph, Corban	.256	131	515	80	132	34	2	19	75	74	96	2	1
Judge, Aaron	.248	159	596	91	148	28	1	28	95	79	179	11	2

PLAYER	AVG	G	AB	R	H	2B	3B	HR	RBI	BB	SO	SB	CS
Kata, Matt	.313	24	96	10	30	5	1	0	4	4	14	2	1
Katoh, Gosuke	.279	83	262	45	73	10	0	11	39	42	82	8	4
Keene, Kurt	.250	6	8	2	2	0	0	0	2	1	2	1	0
Kimberlin, Keith	.108	20	37	2	4	1	0	0	1	4	9	0	0

ALL-TIME SWB HITTING STATISTICS

PLAYER	AVG	G	AB	R	H	2B	3B	HR	RBI	BB	SO	SB	CS
King, Brennan	.261	97	364	40	95	25	2	12	48	20	69	5	0
King, Cesar	.233	43	129	13	30	7	0	2	19	8	25	0	0
Kinkade, Mike	.300	5	20	6	6	1	1	0	3	1	3	2	0
Knabenshue, Chris	.234	146	414	64	97	18	1	18	70	86	120	12	7
Knupfer, Jason	.237	278	933	132	221	43	4	3	74	110	212	33	9
Koelling, Brian	.264	16	53	5	14	1	0	0	3	1	14	3	1
Kozma, Pete	.209	130	445	48	93	19	0	2	32	31	91	11	4
Kratz, Erik	.269	63	206	37	60	12	0	11	37	24	52	1	0
Kroeger, Josh	.231	119	441	41	102	26	4	9	41	23	104	6	3
Kruml, Raymond	.225	24	71	6	16	3	0	1	7	4	22	7	2
Kruk, John	.125	4	16	2	2	0	0	1	3	0	3	0	0
Krum, Austin	.246	64	224	33	55	10	2	0	13	26	51	9	4
Kruml, Ray	.150	12	40	3	6	1	0	0	3	6	11	3	1
Kunda, Chris	.333	2	3	0	1	1	0	0	2	1	0	0	0

PLAYER	AVG	G	AB	R	H	2B	3B	HR	RBI	BB	SO	SB	CS
Laird, Brandon	.256	284	1087	118	278	64	2	33	158	55	214	1	0
Lamb, Mike	.296	53	203	27	60	13	2	6	26	13	29	0	0
Lane, Jason	.236	97	347	54	82	19	3	16	51	50	70	3	3
Lavarnway, Ryan	.213	35	108	13	23	2	0	3	19	17	26	0	0
Leach, Jalal	.267	65	180	24	48	9	2	4	21	19	34	4	5
Legg, Greg	.268	473	1498	196	402	59	9	9	159	181	173	13	9
Leon, Carlos	.265	34	113	13	30	4	0	0	17	13	14	2	1
Leone, Justin	.178	55	185	17	33	11	0	4	28	21	59	2	0
Levis, Jesse	.279	79	265	26	74	16	0	0	30	18	18	1	0
Lidge, Ryan	.182	3	11	1	2	1	0	0	0	0	5	0	0
Lieberthal, Mike	.258	299	1007	109	260	55	2	14	120	91	92	4	5
Lillibridge, Brent	.273	41	150	24	41	8	1	7	18	13	36	12	2
Lind, Adam	.241	16	58	7	14	4	0	2	7	5	13	0	1
Lindeman, Jim	.290	26	93	12	27	1	2	2	15	12	17	0	0
Linden, Todd	.312	60	237	43	74	17	5	7	42	27	61	5	0
Lindsey, Doug	.197	125	395	37	78	13	1	6	34	42	90	0	2
Lipka, Matt	.281	18	64	7	18	5	0	2	11	8	16	4	1
Listach, Pat	.221	55	204	27	45	5	2	1	12	23	41	14	4
Lockett, Ron	.228	90	267	34	61	10	1	5	18	11	56	6	4
Longmire, Tony	.296	156	558	74	165	39	6	6	76	49	91	16	8
Lucca, Lou	.268	136	533	61	143	33	2	12	70	22	94	4	6
Lovullo, Torey	.279	139	519	90	145	36	3	21	106	78	89	3	4

PLAYER	AVG	G	AB	R	H	2B	3B	HR	RBI	BB	SO	SB	CS
Machado, Anderson	.227	78	295	51	67	12	5	6	26	50	73	11	6
Maddox II, Garry	.214	18	56	4	12	3	0	0	8	1	12	0	1
Magee, Wendell	.281	420	1615	262	454	101	13	65	234	160	329	25	26
Malec, Chris	.226	19	62	8	14	1	0	1	13	6	10	1	0
Mahoney, Kevin	.273	5	11	3	3	1	0	0	2	3	2	0	0
Manahan, Anthony	.267	107	337	39	90	13	1	3	32	30	48	6	1
Manto, Jeff	.289	106	388	62	112	30	1	17	88	55	58	4	1
Marsh, Tom	.279	315	1217	169	339	76	20	39	188	50	174	29	17
Martinez, Fernando	.325	22	83	9	27	7	0	4	18	6	12	1	0
Martinez, Manny	.209	17	67	8	14	1	1	0	5	4	17	3	0
Maruszak, Addison	.251	97	307	43	77	21	1	4	32	32	61	0	1
Marzano, John	.211	88	280	25	59	19	2	1	19	24	32	2	3
Maxwell, Justin	.260	48	177	36	46	8	1	16	35	26	72	11	2
Maybin, Cameron	.462	3	13	4	6	2	0	1	2	1	2	0	0
Mazzilli, L.J.	.243	79	230	28	56	15	0	7	25	22	44	1	2
McBroom, Ryan	.306	213	772	136	236	47	1	37	112	80	206	3	6
McDonald, Darnell	.194	31	108	18	21	1	0	3	7	15	29	1	2
McKinney, Billy	.306	111	421	59	112	21	8	23	67	30	105	0	0
McMillon, Billy	.288	235	823	157	237	62	6	33	144	111	162	19	5
McNair, Fred	.240	9	25	1	6	1	0	0	2	3	6	0	0
McNamara, Rusty	.143	5	14	2	2	0	0	1	2	1	1	0	0
Meadows, Louie	.240	121	358	52	86	15	5	8	31	48	76	14	5
Medchill, Neil	.219	11	32	3	7	1	9	1	6	8	10	0	0
Medrano, Anthony	.221	111	367	45	81	15	0	3	45	27	46	6	1
Mendoza, Carlos	.222	3	9	1	2	1	0	0	1	1	3	0	0
Mesa, Melky	.252	117	440	59	111	23	4	22	60	18	115	18	3
Michaels, Jason	.262	118	450	61	118	21	3	17	76	42	131	12	6
Mientkiewicz, Doug	.381	5	21	5	8	3	0	1	7	1	2	0	0
Millan, Adan	.148	10	27	5	4	1	0	1	4	7	9	0	0
Miller, Brad	.294	41	136	31	40	9	1	10	29	24	40	1	3
Miller, Keith	.272	281	982	157	267	51	9	24	136	151	188	20	16
Millette, Joe	.242	185	599	51	145	26	3	2	47	34	86	8	6
Minor, Damon	.232	91	328	45	76	17	1	16	65	27	60	1	2
Miranda, Juan	.287	301	1089	166	313	67	3	46	177	143	251	4	1
Moeller, Chad	.232	51	168	14	39	10	0	2	16	11	37	0	0
Moler, Jason	.243	44	144	16	35	9	1	2	16	18	26	2	2
Molina, Gustavo	.221	76	271	16	60	11	0	8	39	11	66	0	0
Molina, Jose	.250	2	4	0	1	1	0	0	1	1	0	0	0
Montero, Jesus	.290	232	873	118	253	52	4	39	142	82	189	0	0
Montoyo, Charlie	.265	206	675	96	179	41	1	12	81	124	106	5	6
Morandini, Mickey	.261	150	548	84	143	28	10	2	40	65	96	18	6
Morrison, Logan	.289	43	152	29	44	11	0	15	37	8	26	0	1
Mouton, Lyle	.290	10	31	3	9	2	0	0	4	6	8	1	0
Mujica, Yadir	.308	13	39	2	12	3	0	0	1	3	5	1	1

General Information

2021 Field Staff

2021 Ballplayers

2021 Triple-A East

2019 Review

All-Time Roster & Stats

SWB Records

Additional Information

ALL-TIME SWB HITTING STATISTICS

PLAYER	AVG	G	AB	R	H	2B	3B	HR	RBI	BB	SO	SB	CS
Murphy, John Ryan	.259	110	409	43	106	28	0	12	49	36	83	0	1
Murray, Glenn	.366	41	142	31	52	10	2	7	22	22	29	7	0
Mustelier, Ronnier	.289	186	732	90	212	45	1	17	91	51	102	12	4
Murton, Luke	.188	23	80	5	15	2	0	0	6	6	26	0	0

PLAYER	AVG	G	AB	R	H	2B	3B	HR	RBI	BB	SO	SB	CS
Nady, Xavier	.200	2	5	0	1	1	0	0	0	1	1	0	0
Natale, Jeff	.182	14	22	3	4	1	0	0	6	3	1	0	0
Navarro, Rey	.242	62	215	20	52	6	0	19	28	13	28	1	1
Neal, Thomas	.325	72	265	36	86	17	0	2	29	23	53	2	1
Newhan, David	.196	38	138	14	27	4	0	3	10	15	26	3	1
Nieto, Tom	.206	83	248	17	51	5	0	3	22	20	66	0	0
Nieves, Wil	.256	27	90	5	23	1	2	1	8	6	10	1	0
Nix, Jayson	.233	8	30	5	7	4	0	0	4	3	9	0	0
Noel, Rico	.059	22	17	5	1	0	0	0	0	4	7	9	3
Norheimer, Jamie	.154	4	13	1	2	0	0	0	1	1	6	0	0
Noonan, Nick	.262	67	244	28	64	13	0	1	26	17	68	1	1
Nuneviller, Tom	.259	80	266	25	69	16	1	2	28	19	35	4	0
Nunez, Eduardo	.273	156	627	73	171	29	3	6	66	39	88	39	8
Nunez, Luis	.228	106	335	36	78	16	0	3	31	18	40	7	1

PLAYER	AVG	G	AB	R	H	2B	3B	HR	RBI	BB	SO	SB	CS
Olander, Jim	.252	111	274	35	69	17	4	3	29	27	69	5	7
Orie, Kevin	.293	134	509	77	149	34	2	13	45	77	63	11	6
Otero, Ricky	.318	84	333	62	106	19	13	2	24	41	26	11	6
Ozuna, Pablo	.307	126	472	77	145	27	3	6	76	22	43	31	12

PLAYER	AVG	G	AB	R	H	2B	3B	HR	RBI	BB	SO	SB	CS
Padilla, Jorge	.259	176	568	76	147	18	1	8	62	63	116	15	12
Pardo, Al	.239	103	306	32	73	20	3	5	30	36	56	4	2
Parnelee, Chris	.248	64	214	29	53	10	0	11	29	29	42	0	0
Parraz, Jordan	.289	126	443	66	128	28	6	9	52	42	91	5	4
Payton, Mark	.269	144	472	63	127	21	4	12	47	60	100	7	11
Pearce, Steve	.318	53	192	37	61	15	0	11	30	29	33	3	1
Peguero, Julio	.267	207	795	112	212	34	11	3	60	64	125	35	29
Pena, Ramiro	.257	199	725	85	186	34	4	8	56	72	137	9	6
Patterson, Corey	.206	53	209	22	43	9	0	6	14	7	42	4	2
Pennington, Cliff	.196	29	92	15	18	3	1	5	16	14	24	4	0
Perez, Josue	.220	32	123	6	27	5	0	0	8	7	31	2	5
Perez, Tomas	.294	77	279	44	82	16	2	10	56	16	48	4	1
Peterson, Brian	.176	6	17	3	3	1	0	0	1	4	7	0	0
Peterson, Iace	.250	1	4	0	1	0	0	0	0	0	1	0	0
Petit, Gregorio	.230	46	174	19	40	10	0	2	15	8	22	0	0
Phillips, Andy	.301	65	249	37	75	11	2	11	36	32	43	2	1
Phillips, J.R.	.285	53	200	33	57	14	2	13	42	19	53	2	2
Pierce, Kirk	.077	4	13	2	1	0	0	0	0	3	2	0	0
Pillittere, P.J.	.263	72	209	18	55	12	0	2	19	16	32	1	1
Pirela, Jose	.310	195	789	130	245	35	12	13	84	62	98	21	9
Plumley, Grant	.111	3	9	0	1	0	0	0	0	0	4	0	0
Polanco, Placido	.000	1	3	1	0	0	0	0	0	1	0	0	0
Porter, Greg	.261	72	245	27	64	15	0	2	19	18	55	3	2
Posey, John	.125	3	8	2	1	0	0	1	2	2	1	0	0
Pratt, Todd	.313	44	134	21	42	10	1	7	29	33	15	1	0
Prince, Tom	.091	7	22	2	2	0	0	1	1	3	5	1	0
Pritchett, Chris	.238	117	391	55	93	18	2	6	60	56	65	5	2
Puello, Cesar	.283	78	230	35	65	13	0	5	31	35	56	18	3
Punto, Nick	.257	263	1017	150	261	38	11	1	77	151	211	82	18

PLAYER	AVG	G	AB	R	H	2B	3B	HR	RBI	BB	SO	SB	CS
Quinlan, Tom	.240	76	262	38	63	12	2	9	23	28	91	4	2

PLAYER	AVG	G	AB	R	H	2B	3B	HR	RBI	BB	SO	SB	CS
Ramos, Peeter	.000	1	2	0	0	0	0	0	0	0	2	0	0
Ransom, Cody	.252	147	519	93	131	31	4	25	87	69	137	9	5
Rayford, Floyd	.198	81	197	13	39	12	0	3	33	13	40	0	0
Redfield, Joe	.241	123	428	45	103	13	6	9	49	40	74	21	8
Reed, Jeff	.235	31	98	12	23	1	0	4	8	14	24	0	0
Reese, Kevin	.249	115	433	58	108	14	3	10	59	54	74	9	7
Refsnyder, Rob	.290	286	1,084	158	317	68	6	21	123	129	200	24	7
Relaford, Desi	.262	152	602	94	158	38	5	10	64	51	96	36	9
Richardson, Antoon	.271	93	258	41	70	7	4	3	22	33	56	26	1
Rijo, Wendell	.270	43	137	18	37	10	0	7	17	8	35	1	0
Rivera, Rene	.250	19	68	3	17	3	0	2	11	1	17	0	0
Roberts, J.P.	.277	320	1,092	113	303	71	4	12	113	84	181	10	3
Robertson, Chris	.292	74	284	44	83	14	2	1	17	23	57	25	9
Robertson, Mike	.298	121	416	61	124	17	3	12	72	58	67	0	2
Robinson, Shane	.261	50	188	25	49	7	3	0	14	8	27	9	0
Robnett, Richie	.000	2	2	0	0	0	0	0	0	0	0	0	0
Rodriguez, Alex	.294	5	17	1	5	0	0	1	3	2	6	0	0
Rodriguez, Eddy	.203	151	479	34	90	20	0	11	49	28	228	1	2
Rodriguez, Eladio	.333	1	3	0	1	1	0	0	0	2	1	0	0
Rodriguez, John	.261	93	322	47	84	18	2	14	59	37	85	0	2
Rodriguez, Victor	.298	166	597	73	178	32	5	13	91	20	60	2	4
Rolen, Scott	.274	45	168	23	46	17	0	2	19	28	28	4	5

ALL-TIME SWB HITTING STATISTICS

PLAYER	AVG	G	AB	R	H	2B	3B	HR	RBI	BB	SO	SB	CS
Roller, Kyle	.256	227	804	106	206	43	6	31	110	109	261	0	0
Rollins, Jimmy	.269	137	483	67	130	29	11	12	69	50	56	25	7
Romero, Deibinson	.132	17	53	3	7	0	1	1	6	8	13	0	0
Romine, Austin	.251	208	741	83	186	38	0	17	96	58	132	1	1
Rosado, Ed	.000	4	10	0	0	0	0	0	0	0	1	0	0
Rosario, Jose	.291	30	110	17	32	4	2	2	13	4	23	2	2
Rosario, Victor	.253	199	629	61	159	30	6	5	58	16	120	11	4
Royster, Aaron	.208	22	48	6	10	2	0	0	3	1	19	1	0
Ruiz, Carlos	.303	200	715	106	217	50	9	20	109	72	104	8	8
Ruiz, Randy	.274	71	277	38	76	15	0	17	42	14	75	0	0
Rushford, Jim	.287	327	1207	162	346	72	5	24	171	104	124	10	3
Russo, Kevin	.285	385	1537	202	438	74	13	10	137	148	295	49	20
Ryal, Mark	.281	59	210	16	59	14	0	2	21	12	31	1	6
Ryan, Brendan	.200	3	10	0	2	0	0	0	0	1	3	0	0
Ryan, Sean	.221	66	208	14	46	9	0	1	16	26	39	0	0

PLAYER	AVG	G	AB	R	H	2B	3B	HR	RBI	BB	SO	SB	CS
Salazar, Jeremy	.204	160	520	42	106	26	0	4	51	36	120	1	0
Salcedo, Ron	.276	69	170	22	47	8	0	5	18	37	20	2	3
Sanchez, Gary	.282	118	462	64	130	32	1	21	79	33	89	8	3
Sandoval, Danny	.295	195	735	84	217	37	1	9	87	45	99	12	12
Santos, Omir	.234	51	167	13	39	8	0	3	19	10	35	1	1
Sardinha, Bronson	.222	109	388	48	86	21	5	11	56	46	77	10	3
Scales, Bobby	.291	105	357	46	104	22	7	7	44	44	100	3	3
Scarson, Steve	.274	200	730	95	200	43	10	17	96	43	155	20	2
Schall, Gene	.283	588	2075	315	587	133	16	86	381	259	444	17	12
Schu, Rick	.315	217	755	125	238	48	8	24	106	95	100	10	2
Sisco, Steve	.231	3	13	0	3	0	0	0	0	0	4	1	0
Smith, Mark	.281	116	398	54	112	29	1	11	62	42	69	3	1
Snusz, Chris	.111	3	9	0	1	0	0	0	0	0	2	0	0
Sefcik, Kevin	.302	214	821	133	248	56	12	11	98	67	79	26	8
Segeidin, Rob	.234	67	239	31	56	10	1	5	26	19	48	2	0
Simmons, Brian	.275	42	178	26	49	9	1	5	13	7	45	2	2
Sizemore, Scott	.266	81	289	31	77	17	5	7	41	26	87	0	0
Solano, Donovan	.319	230	884	108	268	62	3	11	115	49	139	3	1
Solarte, Yangervis	.600	5	20	3	12	3	1	0	5	1	2	0	0
Sosa, Iuan	.338	195	583	59	139	24	3	4	46	25	85	12	3
Snyder, Justin	.233	2	6	0	2	0	0	0	1	0	0	0	0
Stanicek, Steve	.284	230	793	95	225	48	3	19	130	87	119	2	4
Stanton, Giancarlo	.091	3	11	1	1	0	0	1	3	0	7	0	0
Stephens, Gary	.205	17	44	4	9	1	0	1	2	3	10	0	0
Stewart, Chris	.280	164	504	55	141	30	0	3	42	53	67	3	2
Stocker, Kevin	.235	99	370	60	87	18	1	5	25	30	60	18	6
Stone, Jeff	.148	14	27	6	4	1	0	0	2	5	7	4	0
Strong, Jamal	.286	40	91	23	26	3	2	0	6	16	16	3	1
Stevenson, Casey	.417	4	12	3	5	1	0	3	6	2	3	1	0
Surum, Ricky	.240	10	25	4	6	1	0	0	3	2	6	1	1
Swann, Pedro	.282	28	117	17	33	8	1	2	14	9	26	6	0
Swisher, Nick	.255	55	220	17	56	6	0	7	25	14	54	0	0

PLAYER	AVG	G	AB	R	H	2B	3B	HR	RBI	BB	SO	SB	CS
Tatum, Craig	.179	8	28	3	5	0	0	1	6	3	6	0	0
Tauchman, Mike	.274	28	95	22	26	10	3	2	16	16	16	4	0
Taylor, Reggie	.269	209	886	116	238	30	17	22	93	45	181	54	28
Taylor, Sam	.241	70	198	27	47	7	1	6	26	21	38	4	2
Teixeira, Mark	.111	3	9	0	1	0	0	0	1	1	1	0	0
Tejada, Ruben	.269	37	130	22	35	7	0	6	21	15	17	0	2
Tejeto, Fausto	.115	36	87	3	10	3	1	0	9	5	20	0	0
Thames, Marcus	.200	4	15	0	3	0	0	0	1	0	1	0	0
Thompson, Kevin	.281	77	267	39	75	18	3	5	37	42	56	24	8
Thurston, Joe	.282	127	479	74	135	29	9	9	55	43	65	20	10
Tiffie, Terry	.345	29	110	16	38	12	0	3	13	1	18	0	0
Tokheim, David	.250	219	705	99	176	28	12	12	87	29	92	11	12
Torres, Gleyber	.323	37	130	15	42	7	2	3	27	18	36	3	3
Torreyes, Ronald	.247	26	97	9	24	3	0	0	8	7	11	0	0
Toussen, Jose	.167	2	6	0	1	0	0	0	0	0	1	0	0
Tracy, Chad	.324	18	68	14	22	5	0	6	18	4	6	0	0
Tremblay, Gary	.245	53	147	18	36	7	0	3	16	15	25	1	0
Tugwell, Marc	.000	1	3	0	0	0	0	0	0	0	0	0	0

PLAYER	AVG	G	AB	R	H	2B	3B	HR	RBI	BB	SO	SB	CS
Urschela, Giovanny	.364	29	110	16	40	9	2	2	13	4	15	0	0
Utley, Chase	.294	271	1008	176	296	73	4	41	172	105	193	22	9

PLAYER	AVG	G	AB	R	H	2B	3B	HR	RBI	BB	SO	SB	CS
Valent, Eric	.247	391	1444	196	357	91	6	42	213	158	301	0	3
Vatcher, Jim	.268	64	205	34	55	13	4	5	24	33	37	2	4
Valdez, Jerry	.308	5	13	1	4	0	0	1	2	0	3	0	0
Valent, Eric	.261	257	994	134	259	64	4	30	162	98	199	0	3
Valera, Breyvic	.315	83	305	44	96	18	2	13	49	34	34	8	6
Vazquez, Jorge	.265	194	748	114	198	41	0	50	155	47	261	0	0
Velazquez, Gil	.173	27	75	3	13	0	0	0	2	8	11	0	1
Victorino, Shane	.310	126	494	93	153	25	16	18	70	51	74	17	9
Voit, Luke	.370	13	46	7	17	4	0	3	7	5	9	0	0

ALL-TIME SWB HITTING STATISTICS

PLAYER	AVG	G	AB	R	H	2B	3B	HR	RBI	BB	SO	SB	CS
Wade, Scott	.247	143	384	54	95	19	7	12	52	39	99	6	5
Wade, Tyler	.281	255	1,005	158	287	59	12	15	96	98	233	50	18
Wagner, Brandon	.333	2	6	1	2	0	0	0	2	0	2	0	0
Walbeck, Matt	.298	40	141	18	42	11	0	2	21	11	20	0	2
Waller, Casey	.200	85	245	31	49	11	1	1	21	16	23	3	1
Ward, Turner	.275	70	222	28	61	22	4	4	27	30	31	9	0
Wathan, Dusty	.239	80	238	25	57	10	0	5	27	21	47	1	0
Weber, Jon	.258	47	163	18	42	7	2	0	11	18	25	0	2
Wedge, Eric	.256	47	129	25	33	8	1	7	36	22	40	0	0
Wheeler, Zelous	.296	82	304	49	90	25	0	9	40	28	61	1	0
Williams, Cary	.223	194	617	66	135	34	5	7	55	38	95	10	8
Williams, Mason	.306	157	605	75	168	37	6	7	65	51	93	22	7
Wilson, Bobby	.208	66	216	28	45	12	0	7	38	32	38	0	0
Winfrey, David	.264	52	201	24	53	16	0	5	33	9	32	0	0
Wise, Dewayne	.329	21	76	17	25	7	0	4	10	9	16	2	0
Woods, Kenny	.288	185	677	112	195	33	10	5	56	49	67	25	18
Wooten, Shawn	.293	61	225	28	66	22	0	4	34	24	29	0	1
Wrona, Rick	.229	61	175	10	40	8	0	5	20	7	41	1	1

PLAYER	AVG	G	AB	R	H	2B	3B	HR	RBI	BB	SO	SB	CS
Young, Chris	.200	4	15	1	3	0	0	1	2	1	6	0	0

PLAYER	AVG	G	AB	R	H	2B	3B	HR	RBI	BB	SO	SB	CS
Zehner, Zack	.264	142	494	71	130	30	4	19	79	41	157	3	3
Zuber, Jon	.305	554	1932	316	590	125	18	23	283	317	253	16	9
Zupcic, Bob	.235	44	119	12	28	5	0	2	16	13	20	1	0



ALL-TIME SWB PITCHING STATISTICS

PITCHER	W-L	ERA	G	GS	CG	SHO	SV	IP	H	R	ER	BB	SO
Abbott, Kyle	11-11	3.55	32	32	3	1	0	208.0	183	91	82	78	143
Abbott, Paul	1-2	6.15	5	5	1	0	0	26.1	26	18	18	17	19
Acevedo, Andury	1-2	2.31	10	0	0	0	1	11.2	14	3	3	9	11
Acevedo, Domingo	2-1	4.91	10	2	0	0	0	29.1	31	16	16	12	29
Aceves, Alfredo	4-4	4.45	24	19	0	0	1	99.1	94	49	45	32	88
Adams, Chance	19-14	4.04	66	59	3	1	1	310.0	259	148	139	139	296
Adams, Terry	1-2	4.41	14	0	0	0	0	16.1	22	14	8	8	14
Akerfelds, Darrel	3-3	6.32	11	11	0	0	0	52.2	52	37	37	39	36
Albaladejo, Jonathan	7-2	1.52	88	0	0	0	54	106.1	68	20	18	25	113
Allen, Ronnie	0-2	5.18	5	5	0	0	0	24.1	30	15	14	8	12
Alvarez, Daniel	0-0	0.00	1	0	0	0	0	0.2	0	0	0	0	0
Andersen, Larry	0-0	0.00	6	3	0	0	1	8.1	3	1	0	1	9
Arbiso, Cory	0-0	6.00	1	1	0	0	0	6.0	4	4	4	4	1
Arias, Wilkins	0-0	13.50	1	0	0	0	0	0.2	1	1	1	0	0
Ashby, Andy	11-14	3.38	33	33	7	3	0	194.1	167	91	73	74	131
Axford, John	0-0	13.50	1	0	0	0	0	0.2	2	1	1	1	1
Ayala, Luis	0-0	1.80	3	0	0	0	0	5.0	6	1	1	0	7
Ayrault, Bob	13-7	4.66	93	0	0	0	9	131.1	118	75	68	65	142

PITCHER	W-L	ERA	G	GS	CG	SHO	SV	IP	H	R	ER	BB	SO
Bacsik, Mike	7-10	4.55	30	27	0	0	0	160.1	184	90	81	41	112
Bailey, Andrew	0-0	2.19	9	0	0	0	4	12.1	12	3	3	3	13
Baile, Matt	0-0	0.00	1	0	0	0	0	1.1	0	0	0	0	0
Baker, Ryan J.	1-1	5.87	4	0	0	0	0	7.2	10	5	5	2	1
Bakkum, Scott	1-5	6.06	30	2	0	0	6	49.0	68	44	33	20	25
Baller, Jay	8-9	3.32	105	1	0	0	39	135.2	132	56	50	58	146
Banuelos, Manny	3-4	4.18	17	17	1	1	0	73.1	79	36	34	39	66
Barbato, Johnny	7-3	1.98	46	2	0	0	6	77.1	56	20	17	36	80
Barker, Kevin	0-0	0.00	1	0	0	0	0	1.0	0	0	0	0	0
Barrett, Jake	0-1	1.17	10	0	0	0	1	15.1	10	2	2	3	3
Barrios, Manny	6-5	4.92	47	0	0	0	4	64.0	71	35	35	31	60
Beam, T.J.	4-3	3.59	29	0	0	0	3	47.2	51	20	19	10	45
Bean, Colter	2-0	5.95	28	5	0	0	0	59.0	66	40	39	31	56
Bearse, Kevin	1-1	5.79	6	5	0	0	0	23.1	30	18	15	12	14
Beech, Matt	5-1	24.60	7	7	1	0	0	45.0	33	26	23	11	52
Bell, Heath	0-1	7.50	5	0	0	0	2	6.0	7	5	5	6	8
Beltran, Rigo	2-5	2.96	37	11	0	0	2	115.2	87	40	38	41	113
Bennett, Joel	11-6	4.79	28	27	1	1	0	174.2	185	100	93	72	160
Bernero, Adam	1-1	1.80	5	5	1	0	0	25.0	11	5	5	4	17
Betances, Dellin	9-12	3.01	58	26	1	0	5	179.2	85	90	60	126	206
Bies, Daniel	0-0	3.00	1	0	0	0	0	3.0	2	2	1	3	3
Billings, Bruce	5-5	5.06	15	15	1	0	0	80.0	89	49	45	27	54
Blazier, Ron	4-3	2.86	44	0	0	0	13	56.2	50	24	18	12	48
Bleich, Jeremy	0-4	6.68	11	5	0	0	0	31.0	37	24	23	22	24
Bleier, Richard	2-3	3.72	12	10	0	0	1	58.0	66	25	24	23	49
Bollinger, Ryan	0-1	3.00	3	3	0	0	0	15.0	12	6	5	5	10
Bolton, Rod	11-10	3.82	24	24	4	2	0	153.0	161	76	65	52	85
Borland, Toby	6-8	3.94	100	1	0	0	12	134.2	111	63	59	76	142
Bottalico, Ricky	3-2	6.75	29	5	0	0	4	34.2	40	31	26	31	26
Booker, Chris	0-0	1.29	6	0	0	0	0	7.0	4	1	1	3	7
Bootcheck, Chris	10-7	3.69	24	23	2	0	0	136.2	135	61	56	41	97
Boudreaux, Eric	6-3	5.23	27	2	0	0	0	53.1	40	33	31	22	27
Bowers, Shane	9-10	4.85	51	26	4	1	1	189.1	194	109	102	56	135
Boyd, Jason	3-8	1.93	63	2	0	0	12	75.0	52	20	16	36	76
Brackman, Andrew	3-6	6.00	33	13	0	0	1	96.0	82	65	64	75	75
Brannan, Ryan	1-1	7.56	16	0	0	0	2	16.2	21	18	14	13	12
Brantley, Cliff	6-8	3.60	20	18	0	0	0	105.0	94	54	42	67	71
Brantley, Jeff	0-0	3.60	5	1	0	0	0	5.0	3	2	2	1	4
Brewer, Billy	8-2	3.69	44	5	0	0	3	78.0	69	39	32	33	66
Brewer, Colten	0-0	11.70	6	0	0	0	1	10.0	17	16	13	4	11
Brink, Brad	15-10	3.85	38	38	7	4	0	229.0	215	107	98	67	184
Brito, Eude	16-10	3.84	54	38	2	1	1	246.0	223	119	104	84	179
Britton, Chris	7-3	2.44	58	0	0	0	8	85.0	79	26	23	21	84
Brock, Chris	6-2	3.55	13	13	2	0	0	75.2	75	31	31	16	56
Brothers, Rex	0-3	4.93	34	0	0	0	0	45.2	37	25	25	36	81
Brower, Jim	4-2	2.27	38	0	0	0	21	47.2	44	12	12	13	45
Brownson, Mark	10-8	4.55	31	20	4	0	0	132.2	134	70	67	36	104
Brumley, Duff	2-1	5.85	20	0	0	0	7	20.0	19	18	13	22	15
Bruneau, Brian	2-0	5.02	12	2	0	0	1	14.1	14	9	8	9	13
Bulger, Jason	2-1	3.41	24	1	0	0	1	34.1	25	13	13	21	28
Bullinger, Kirk	0-1	0.72	26	0	0	0	12	25.0	19	4	2	10	16
Buonantony, Rich	0-0	5.40	8	0	0	0	0	11.2	11	8	7	11	10
Burawa, Danny	4-4	4.14	63	1	0	0	4	91.2	84	45	42	47	94
Burgos, John	1-3	2.95	24	6	1	1	0	64.0	54	25	21	29	32
Burke, Erick	3-0	4.42	35	0	0	0	1	36.2	36	19	18	26	34
Burton, Jared	0-1	6.75	3	0	0	0	0	4.0	4	3	3	2	5
Bush, Paul	2-2	4.86	7	2	0	0	0	16.2	13	10	9	7	20
Byrd, Paul	3-3	2.86	8	8	2	0	0	63.0	54	24	20	13	45

PITCHER	W-L	ERA	G	GS	CG	SHO	SV	IP	H	R	ER	BB	SO
Cabral, Cesar	0-1	8.10	17	0	0	0	0	16.2	18	15	15	16	23
Cabrera, Jose	3-4	2.76	25	1	0	0	1	45.2	45	16	14	10	33
Camarena, Daniel	10-14	5.31	34	31	0	0	0	179.2	204	116	108	55	156
Cameron, Ryan	6-2	3.19	45	1	0	0	7	59.1	48	21	21	31	45

General Information

2021 Field Staff

2021 Bullpen

2021 Triple-A East

2019 Review

All-Time Roster & Stats

SWB Records

Additional Information

ALL-TIME SWB PITCHING STATISTICS

PITCHER	W-L	ERA	G	GS	CG	SHO	SV	IP	H	R	ER	BB	SO
Campos, Vicente	0-0	1.80	1	1	0	0	0	5.0	8	1	1	1	1
Canzler, Russ	0-0	0.00	1	0	0	0	0	0.2	0	0	0	0	0
Capuano, Chris	2-1	1.27	6	6	0	0	0	28.1	20	4	4	7	25
Carlyle, Buddy	2-2	3.98	27	2	0	0	1	43.0	35	19	19	16	31
Carmen, Don	0-0	8.31	3	0	0	0	0	4.1	6	4	4	3	3
Carreno, Amalio	4-8	5.33	33	8	1	0	0	81.0	88	51	48	26	52
Carroll, Cody	3-0	2.38	32	0	0	0	9	41.2	27	13	11	18	55
Carter, Andy	9-9	4.15	69	14	0	0	3	160.2	143	79	74	61	13
Carter, Will	1-1	9.33	10	0	0	0	0	18.1	21	19	19	16	7
Cedeno, Blas	3-5	4.79	38	0	0	0	1	62.0	62	33	33	24	53
Cedeno, Juan	4-0	2.49	63	0	0	0	4	76.0	74	25	21	26	66
Cessa, Luis	13-9	3.16	35	32	1	1	0	182.0	160	79	64	53	163
Chamberlain, Joba	1-0	0.00	4	2	0	0	0	9.0	7	0	0	1	18
Chantres, Carlos	0-0	3.00	1	1	0	0	0	6.0	4	4	2	3	3
Chapin, Darrin	5-4	5.11	40	0	0	0	4	61.2	72	39	35	33	67
Chen, Bruce	1-0	3.86	3	3	0	0	0	18.2	14	8	8	5	14
Claggett, Anthony	7-7	3.21	40	6	0	0	4	87.0	83	35	31	33	44
Claiborne, Preston	4-1	3.80	43	0	0	0	6	64.0	65	32	27	24	59
Clay, Danny	5-6	4.58	33	7	0	0	2	72.2	75	46	37	51	49
Clemens, Roger	1-0	0.00	1	1	0	0	0	6.0	2	0	0	2	6
Clippard, Tyler	4-4	4.15	14	14	0	0	0	69.1	82	40	32	35	55
Cloyd, Tyler	1-1	1.37	4	3	0	0	0	19.2	13	7	3	10	17
Coello, Robert	2-1	1.69	26	0	0	0	4	32.0	21	7	6	21	44
Coggin, David	10-10	3.74	44	35	0	0	0	202.1	182	94	84	83	122
Coke, Phil	7-5	3.31	34	12	0	0	0	87.1	87	40	32	26	83
Cole, A.J.	0-1	27.00	2	1	0	0	0	1.2	6	5	5	3	1
Combs, Pat	20-33	4.88	95	73	7	1	0	453.1	512	289	246	191	277
Condrey, Clay	20-19	4.68	91	51	4	4	2	338.2	406	184	176	78	172
Cook, Dennis	0-0	9.00	1	1	0	0	0	1.0	1	1	1	2	1
Cortes, Nestor	11-12	3.11	42	31	3	0	0	205.1	164	80	71	62	172
Coshow, Cale	3-6	4.83	56	0	0	0	7	78.1	78	50	42	40	92
Coste, Chris	0-0	0.00	0	0	0	0	0	1.0	0	0	0	1	1
Cotham, Caleb	8-10	4.68	46	22	0	0	1	144.2	165	85	75	46	107
Cotts, Neal	0-0	4.91	7	0	0	0	0	7.1	8	5	4	1	2
Coulombe, Danny	3-2	6.49	17	0	0	0	1	23.1	26	13	13	15	43
Cox, Danny	1-0	3.00	1	1	0	0	0	6.0	5	2	2	2	3
Cox, J.B.	5-5	5.59	40	1	0	0	1	56.1	59	39	35	26	27
Crawford, Carlos	9-10	4.54	28	25	3	1	1	158.2	169	87	80	63	89
Crowell, Jim	11-14	3.28	144	11	0	0	27	217.0	226	91	79	70	129
Cummings, Jeremy	8-6	3.97	25	25	1	1	0	138.6	119	64	61	49	102

PITCHER	W-L	ERA	G	GS	CG	SHO	SV	IP	H	R	ER	BB	SO
D'Amico, Jeff	4-6	4.13	14	14	0	0	0	72.0	77	46	33	25	45
Davies, Kyle	11-8	3.30	27	26	0	0	0	152.2	155	61	56	37	99
Davis, Allen	4-3	6.11	7	3	0	0	0	35.1	43	24	24	8	21
Daley, Matt	3-5	3.51	58	0	0	0	10	74.2	71	30	29	14	101
DeJesus, Jose	1-4	3.38	10	10	1	0	0	56.0	41	30	21	39	45
De La Cruz, Joel	10-5	3.92	32	19	0	0	0	126.2	133	68	55	35	67
Delcarmen, Manny	3-5	4.42	39	2	0	0	3	57.0	62	35	28	36	59
Delgado, Randall	2-5	6.49	10	10	0	0	0	51.1	62	41	37	16	44
Demel, Sam	1-1	1.72	35	0	0	0	3	52.1	38	11	19	23	65
De Paula, Jose	2-3	5.20	6	6	0	0	0	27.2	32	16	16	10	12
DeSalvo, Matt	9-5	2.70	20	20	0	0	0	113.1	92	39	34	56	102
Deshaies, Jim	7-8	3.45	19	19	2	1	0	117.1	105	51	45	26	79
Dillard, Gordon	6-16	5.02	28	26	4	1	0	157.2	174	92	88	64	96
Dodd, Robert	8-3	4.18	70	11	1	0	7	125.0	132	65	58	59	91
Doonan, Blake	1-1	6.50	18	0	0	0	1	18.0	26	15	13	7	8
DuBois, Brian	5-5	3.55	76	0	0	0	3	88.2	86	41	35	36	73
Duckworth, Brandon	15-3	2.72	25	23	2	1	0	165.2	143	57	50	40	164
Duff, Grant	0-0	6.00	4	0	0	0	0	6.0	8	4	4	2	6
Dugas, Taylor	0-2	6.00	3	0	0	0	0	3.0	5	2	2	2	1
Dull, Ryan	1-0	2.70	4	0	0	0	0	6.2	3	3	2	2	4
Dunn, Michael	1-0	2.25	12	0	0	0	0	20.0	17	5	5	14	23
Dunne, Mike	2-2	5.22	6	6	0	0	0	29.1	36	21	17	8	12

PITCHER	W-L	ERA	G	GS	CG	SHO	SV	IP	H	R	ER	BB	SO
Eaton, Adam	1-1	3.00	3	3	0	0	0	21.0	17	10	7	6	10
Edens, Tom	1-1	3.19	7	6	0	0	0	42.1	45	16	15	11	16
Ellis, Rocky	1-0	4.26	18	0	0	0	0	19.0	23	13	9	20	13
Elliott, Donnie	5-11	4.79	21	19	1	0	0	103.1	105	62	55	59	93
Ellis, Robert	5-8	4.23	16	16	1	1	0	110.2	111	54	52	18	55
Enns, Dietrich	8-3	1.81	21	17	0	0	1	104.1	77	24	21	36	87
Eppley, Cody	2-2	5.77	26	0	0	0	5	28.1	33	18	18	16	32
Escalona, Edgmer	1-2	2.08	19	1	0	0	4	30.1	26	9	7	5	23
Espinal, Raynel	12-9	3.74	59	15	0	0	2	142.0	128	64	59	48	174

PITCHER	W-L	ERA	G	GS	CG	SHO	SV	IP	H	R	ER	BB	SO
Farquhar, Danny	0-0	12.60	3	0	0	0	0	5.0	6	7	7	2	5
Farley, Chris	0-1	12.27	1	1	0	0	0	3.2	9	5	5	2	6
Fernandez, Jared	4-2	2.66	7	7	0	0	0	40.2	40	18	12	14	30
Fesh, Sean	4-6	4.07	117	0	0	0	3	132.2	120	66	60	88	97
Feyereisen, J.P.	18-11	3.12	101	0	0	0	9	164.2	128	66	57	76	195
Figuerroa, Nelson	15-7	3.30	38	29	5	0	0	210.0	203	96	77	54	145
Fiore, Tony	7-12	4.51	63	16	1	0	1	175.2	180	105	88	93	140

ALL-TIME SWB PITCHING STATISTICS

PITCHER	W-L	ERA	G	GS	CG	SHO	SV	IP	H	R	ER	BB	SO
Fleming, Ryan	0-0	0.00	1	0	0	0	0	1.0	1	0	0	0	0
Fletcher, Paul	15-22	4.67	132	36	5	2	5	362.0	352	218	188	144	282
Flores, Randy	1-3	3.07	29	0	0	0	4	34.1	36	17	16	19	31
Floyd, Gavin	14-16	5.25	46	45	2	0	0	283.0	311	179	165	113	200
Foley, Jordan	0-1	4.50	2	1	0	0	0	6.0	5	3	3	5	5
Fortugno, Tim	0-1	6.63	19	0	0	0	3	17.2	21	13	13	8	15
Fossum, Casey	3-3	3.38	10	10	0	0	0	50.2	50	24	19	16	43
Foster, Kevin	1-1	3.93	17	9	1	0	0	71.0	63	32	31	29	59
Franco, Martire	5-6	4.86	44	10	0	0	2	100.0	122	59	54	39	71
Frare, Caleb	0-0	9.00	1	0	0	0	0	1.0	2	1	1	0	1
Freeman, Marvin	3-5	4.93	12	12	0	0	0	49.1	50	31	27	24	51
Frey, Steve	2-2	4.42	14	0	0	0	0	18.1	14	9	9	10	12
Erieri, Ernesto	2-0	3.00	17	0	0	0	7	21.0	13	8	7	9	24
Frohworth, Todd	12-9	2.81	88	0	0	0	28	115.1	106	45	36	43	85

PITCHER	W-L	ERA	G	GS	CG	SHO	SV	IP	H	R	ER	BB	SO
Gaddy, Robert	15-23	4.69	67	45	5	2	0	299.2	315	193	156	159	199
Gallegos, Giovanni	11-4	2.19	72	0	0	0	9	119.0	82	31	29	28	166
Garcia, Deivi	1-3	5.40	11	6	0	0	0	40.0	39	25	24	20	45
Garcia, Freddy	1-0	4.50	1	0	0	0	0	4.0	8	2	2	1	0
Garrison, Taylor	0-0	9.00	1	0	0	0	0	1.0	2	1	1	0	0
Geary, Geoff	15-13	3.10	122	14	0	0	17	240.2	255	101	83	66	221
German, Domingo	7-2	3.32	16	15	0	0	0	81.1	65	32	30	24	86
Germano, Justin	2-0	2.83	6	6	0	0	0	38.1	40	13	12	2	25
Gerritse, Brett	0-0	0.00	1	0	0	0	0	2.0	0	0	0	0	0
Giese, Dan	23-13	3.13	150	10	1	1	5	264.1	240	104	92	47	215
Gil, Jose	0-0	0.00	0	0	0	0	0	1.0	0	0	0	2	0
Gomes, Wayne	7-3	2.48	75	0	0	0	21	90.2	65	29	25	49	90
Gomez, Anyelo	0-0	1.93	8	0	0	0	1	9.1	7	3	2	3	8
Gonzalez, Gio	2-1	6.00	3	3	0	0	0	15.0	19	10	10	6	19
Goody, Nick	1-2	1.64	32	0	0	0	9	44.0	26	9	8	11	60
Gordon, Brian	4-6	4.49	15	14	0	0	0	82.2	93	46	41	28	57
Grace, Mike	12-14	4.46	35	33	7	0	0	213.2	245	115	106	64	134
Graham, J.R.	2-1	5.79	20	0	0	0	1	23.1	35	19	15	11	27
Grahe, Joe	3-1	3.46	26	7	0	0	10	52.0	57	23	20	18	30
Green, Chad	9-7	2.24	24	24	0	0	0	128.2	105	38	32	34	196
Green, Tyler	21-41	5.47	88	61	12	0	0	413.1	446	280	251	185	268
Greene, Shane	5-2	4.61	15	13	0	0	0	66.1	79	39	34	26	57
Greene, Tommy	7-1	2.54	16	16	1	1	0	92.0	72	29	26	18	72
Grimsley, Jason	10-8	4.05	31	31	0	0	0	180.0	159	96	81	115	142
Grott, Matt	1-3	4.88	27	12	0	0	0	86.2	92	48	47	22	63
Gurka, Jason	0-0	5.40	13	0	0	0	0	16.2	25	14	10	2	20

PITCHER	W-L	ERA	G	GS	CG	SHO	SV	IP	H	R	ER	BB	SO
Hacker, Eric	1-1	7.71	4	3	0	0	0	18.2	24	16	16	5	15
Hale, David	6-4	4.18	18	18	1	0	0	88.1	94	44	41	27	74
Haines, Talley	0-1	2.95	9	0	0	0	0	18.1	15	8	6	4	5
Hall, Bo	1-0	3.00	3	0	0	0	0	6.0	9	2	2	4	2
Hall, Drew	2-2	2.76	61	0	0	0	7	65.1	55	25	20	23	62
Hall, Shaeffer	1-0	2.84	1	1	0	0	0	6.1	5	2	2	0	3
Hamels, Cole	2-0	0.39	3	3	1	1	0	23.0	10	1	1	1	36
Hancock, Josh	18-16	3.92	46	45	3	2	0	273.1	254	130	119	67	187
Happ, JA	1-0	1.50	1	1	0	0	0	6.0	3	1	1	1	4
Hartley, Mike	1-2	4.09	3	3	0	0	0	11.0	9	6	5	7	10
Harvey, Joe	3-3	2.13	60	0	0	0	17	80.1	48	21	19	36	99
Hawblitzel, Ryan	6-9	4.99	34	15	1	1	2	115.1	132	65	64	33	80
Haynes, Kyle	8-7	4.59	25	25	1	0	0	133.1	143	79	68	56	100
Hebert, Chaz	2-0	1.06	3	3	1	1	0	17.0	17	2	2	2	12
Heflin, Bronson	5-1	2.96	75	0	0	0	25	91.1	66	38	30	35	66
Heller, Ben	5-5	2.44	58	4	0	0	8	73.2	42	23	20	26	102
Henn, Sean	2-3	2.93	21	3	0	0	0	40.0	34	14	13	10	37
Heredia, Jairo	1-0	6.96	6	1	0	0	1	18.1	27	15	14	11	19
Hernandez, David	0-1	7.71	8	0	0	0	0	7.0	5	7	6	8	11
Hernandez, Fernando	0-0	9.00	1	0	0	0	0	2.0	4	2	2	2	5
Hernandez, Runelvys	0-1	3.56	6	6	0	0	0	30.1	30	17	12	12	22
Hernandez, Yoel	7-4	4.24	65	2	0	0	6	99.2	107	52	47	35	81
Hernndon, David	1-2	6.92	11	1	0	0	0	18.2	28	15	14	6	9
Herrera, Ronald	0-1	5.87	3	3	0	0	0	15.1	13	12	10	6	14
Heyer, Craig	0-0	0.00	1	0	0	0	0	4.1	2	0	0	1	2
Hiles, Cary	4-4	3.78	39	2	0	0	1	78.2	82	35	33	32	38
Hill, Eric	4-3	4.30	21	0	0	0	2	23.0	24	13	11	9	16
Hill, Rich	0-0	0.00	4	0	0	0	0	4.0	2	0	0	1	10
Hirsh, Jason	13-7	3.44	32	25	0	0	0	149.1	126	59	57	45	89
Hodge, Kevin	3-2	5.40	20	0	0	0	3	28.1	27	17	17	8	28
Holder, Jonathan	4-2	2.06	38	12	0	0	9	60.1	44	16	15	15	84
Holman, Craig	7-6	5.12	90	9	0	0	3	168.2	213	105	96	70	131
Holzemer, Mark	3-2	3.63	24	3	0	0	2	44.2	40	19	18	16	35
Horne, Alan	2-3	5.63	8	8	0	0	0	32.0	35	25	20	22	24
Howell, Ken	2-0	5.11	6	6	0	0	0	24.2	30	15	14	16	20
Huff, David	4-7	3.90	22	14	0	0	1	92.1	97	44	40	22	92
Hughes, Phil	8-1	3.51	14	14	0	0	0	77.0	67	30	30	20	78
Hunter, Rich	2-4	6.69	8	7	1	0	0	40.1	39	31	30	22	22
Hutchison, Drew	5-4	5.14	12	10	0	0	0	63.0	64	44	36	28	61
Hutchison, Ryan	1-0	2.84	4	0	0	0	0	6.1	8	2	2	0	2

ALL-TIME SWB PITCHING STATISTICS

PITCHER	W-L	ERA	G	GS	CG	SHO	SV	IP	H	R	ER	BB	SO
Hyde, Lee	0-0	4.76	6	0	0	0	0	5.2	6	3	3	5	3

PITCHER	W-L	ERA	G	GS	CG	SHO	SV	IP	H	R	ER	BB	SO
Igawa, Kei	33-22	3.76	89	75	3	0	0	476.2	473	215	199	136	373
Igarashi, Ryota	4-3	2.45	30	0	0	0	10	36.2	30	11	10	18	55
Ilseley, Blaise	9-12	4.07	34	32	2	1	0	201.1	234	108	91	38	111
Innis, Jeff	0-2	4.30	15	0	0	0	6	14.2	13	8	7	8	14

PITCHER	W-L	ERA	G	GS	CG	SHO	SV	IP	H	R	ER	BB	SO
Jackson, Steven	7-8	4.44	59	13	0	0	5	131.2	153	78	65	51	112
Jacquez, Thomas	10-7	2.74	71	10	1	0	1	167.2	157	59	51	49	124
Jennings, Dan	0-0	33.75	2	0	0	0	0	1.1	5	5	5	0	2
Jimenez, Jason	0-2	5.33	14	0	0	0	0	27.0	32	23	16	14	20
Johnson, Barry	13-14	4.14	87	19	1	1	3	217.1	223	108	100	79	145
Johnson, Jason	2-2	5.50	7	7	0	0	0	37.2	49	27	23	16	14
Jones, Jason	0-1	2.38	2	2	0	0	0	11.1	6	3	3	1	11
Jones, Tyler	6-4	4.38	44	0	0	0	3	63.2	61	32	31	20	76
Jordan, Ricardo	3-3	5.26	32	0	0	0	1	39.1	40	30	23	22	40
Juden, Jeff	8-6	5.14	20	19	0	0	0	108.2	103	71	62	52	93
Juhl, Mike	0-0	0.00	1	0	0	0	0	0.1	0	0	0	0	1
Junge, Eric	16-11	4.22	56	46	1	0	0	283.2	276	146	133	113	204
Junk, Janson	0-0	11.57	1	1	0	0	0	2.1	5	4	3	0	2

PITCHER	W-L	ERA	G	GS	CG	SHO	SV	IP	H	R	ER	BB	SO
Kahnle, Tommy	2-2	4.01	25	0	0	0	1	24.2	23	14	11	11	37
Karp, Ryan	12-5	3.96	52	25	0	0	1	195.1	188	92	86	87	158
Karstens, Jeff	9-4	3.16	18	17	0	0	0	99.2	91	37	35	24	82
Keller, Brian	1-2	6.91	5	5	0	0	0	27.1	36	21	21	9	25
Kelley, Shawn	0-0	0.00	1	1	0	0	0	1.0	1	0	0	0	0
Kendrick, Conner	0-1	15.00	1	1	0	0	0	3.0	5	5	5	3	1
Kennedy, Ian	7-4	2.14	23	22	0	0	0	126.1	95	32	30	35	131
Kensing, Logan	1-1	4.28	21	0	0	0	4	27.1	32	16	13	13	32
Kershner, Jason	1-1	3.60	6	1	0	0	0	15.0	12	8	6	3	7
King, Michael	7-1	1.15	10	9	1	0	0	62.2	40	17	16	12	59
Korner, Brody	5-9	5.63	30	21	0	0	0	148.2	175	104	93	46	109
Kontos, George	8-11	3.03	59	13	1	0	2	151.1	131	57	51	49	136
Kozlowski, Ben	5-7	3.00	42	6	0	0	1	81.0	71	32	27	31	80
Kroenke, Zach	8-1	1.97	40	2	0	0	4	82.1	61	27	18	32	65
Kubes, Greg	11-7	4.08	86	10	0	0	3	170.0	212	93	77	42	108

PITCHER	W-L	ERA	G	GS	CG	SHO	SV	IP	H	R	ER	BB	SO
Laffey, Aaron	0-1	7.36	2	1	0	0	0	3.2	5	5	3	2	1
Lail, Brady	21-20	5.10	88	46	0	0	2	321.0	344	200	186	110	228
Lane, Trevor	0-0	1.93	3	0	0	0	0	4.2	2	2	2	2	5
Lavigne, Tim	0-1	6.14	2	1	0	0	0	7.1	10	5	5	2	2
Layne, Tommy	0-0	2.70	6	0	0	0	1	6.2	4	2	2	2	4
Lee, Seung-Hak	10-15	5.30	69	19	0	0	3	181.2	201	114	107	60	135
Leroux, Chris	6-4	4.94	12	11	1	0	0	58.1	58	35	32	21	49
Lewis, Fred	0-0	7.06	9	0	0	0	0	10.2	18	10	8	4	10
Lindgren, Jacob	1-1	1.23	15	0	0	0	3	22.0	16	7	3	10	29
Lira, Felipe	0-1	5.19	2	2	0	0	0	8.2	17	5	5	0	6
Liriano, Pedro	4-9	3.90	22	17	1	0	0	99.1	90	49	43	48	79
Loewer, Carlton	12-16	4.01	41	41	9	2	0	278.0	287	154	124	72	221
Logan, Boone	0-1	2.11	14	0	0	0	0	21.1	18	5	5	4	23
Loaisiga, Jonathan	0-2	6.32	5	4	0	0	0	15.2	14	11	11	5	19
Long, Jaron	5-6	4.94	17	16	0	0	0	85.2	115	55	47	23	53
Looney, Brian	1-0	3.94	3	3	0	0	0	16.0	19	9	7	6	12
Lopez, Aquilino	0-0	1.00	4	0	0	0	0	9.0	5	1	1	1	11
Lundberg, Spike	6-3	3.26	44	0	0	0	3	66.1	69	35	24	14	57
Lyons, Tyler	0-0	1.93	3	0	0	0	0	4.2	5	1	1	3	5

PITCHER	W-L	ERA	G	GS	CG	SHO	SV	IP	H	R	ER	BB	SO
Maciejewski, Josh	0-1	5.25	3	2	0	0	0	12.0	13	8	7	9	11
Maddux, Mike	7-7	3.66	19	17	3	1	0	123.0	119	55	50	26	100
Madrid, Alex	6-14	4.72	32	25	1	0	0	160.0	155	89	84	70	107
Madson, Ryan	12-8	3.50	26	26	0	0	0	157.0	157	70	61	42	138
Maduro, Calvin	18-13	5.67	41	40	6	1	0	257.0	282	171	162	125	173
Maine, John	8-5	4.97	16	15	1	0	0	79.2	76	51	44	31	66
Malone, Chuck	4-7	7.99	31	16	0	0	0	89.0	63	84	79	110	88
Manning, Charlie	3-2	4.38	34	1	0	0	2	51.1	41	27	25	24	59
Mantiply, Joe	6-5	3.05	41	6	0	0	1	79.1	83	33	27	19	69
Marquez, Jeff	6-7	4.69	14	14	1	0	0	80.2	93	51	42	24	33
Marshall, Brett	7-10	5.13	25	25	0	0	0	138.2	144	88	79	68	120
Marte, Damaso	0-1	2.45	11	0	0	0	0	11.0	10	3	3	4	9
Martin, Chris	0-1	3.18	20	0	0	0	2	28.1	26	12	10	10	25
Martin, John	0-3	13.78	7	3	0	0	0	16.1	28	26	25	17	11
Mathews, Greg	3-7	2.96	16	15	1	0	0	85.0	93	40	28	23	63
Mathieson, Scott	3-1	3.93	5	5	0	0	0	34.1	26	16	15	10	36
Mattioni, Nick	0-0	3.60	3	0	0	0	0	5.0	3	4	2	3	2
Mausier, Tim	21-24	3.32	116	39	5	1	15	347.1	281	153	128	139	229
Mazone, Brian	13-3	2.04	20	20	0	0	0	128.2	108	40	29	36	85
McAllister, Zach	8-10	5.09	24	24	1	0	0	132.2	165	82	75	38	88
McCutchen, Dan	4-6	3.58	11	11	2	2	0	70.1	73	32	28	11	58
McConnell, Sam	0-3	3.53	7	7	0	0	0	35.2	41	17	14	16	23

ALL-TIME SWB PITCHING STATISTICS

PITCHER	W-L	ERA	G	GS	CG	SHO	SV	IP	H	R	ER	BB	SO
McElroy, Chuck	7-10	2.76	71	1	0	0	10	91.1	88	30	28	45	90
Melancon, Mark	11-2	3.20	84	0	0	0	10	129.1	111	53	46	46	134
Melendez, Jose	0-0	6.00	2	0	0	0	0	3.0	6	4	2	2	1
Meloan, Jon	0-0	0.00	1	0	0	0	0	2.0	0	0	0	0	1
Mercado, Hector	3-4	1.52	40	2	0	0	3	65.1	56	18	11	23	63
Miller, Adam	0-1	4.50	5	0	0	0	0	10.0	13	5	5	4	4
Miller, Andrew	0-0	0.00	1	0	0	0	0	1.0	2	0	0	0	1
Miller, Jim	9-9	3.44	79	1	0	0	8	120.2	111	51	46	45	152
Millwood, Kevin	1-1	8.00	2	2	1	0	0	9.0	14	8	8	2	7
Mimbs, Michael	6-3	4.58	18	11	1	0	0	72.2	79	41	37	25	61
Minix, Travis	1-0	2.17	54	0	0	0	4	66.1	53	21	16	15	40
Mitchell, Bryan	12-10	3.18	40	38	1	0	0	189.1	175	75	67	68	175
Mitchell, D.J.	21-13	3.81	46	41	3	2	0	264.2	259	126	112	99	200
Mitchell, Larry	1-1	2.55	11	0	0	0	1	24.2	19	8	7	10	2
Mitre, Sergio	3-2	3.08	9	9	0	0	0	52.2	49	19	18	7	42
Montgomery, Jordan	5-1	1.08	8	8	0	0	0	41.2	32	6	5	9	43
Montgomery, Mark	5-5	3.00	72	0	0	0	5	102.0	75	38	34	55	123
Montgomery, Steve	0-0	6.23	14	0	0	0	7	13.0	17	9	9	11	13
Moore, Brad	9-17	3.53	96	13	1	0	5	198.2	183	89	78	77	112
Moreno, Diego	11-4	3.99	84	7	0	0	4	149.0	156	71	66	48	136
Moseley, Dustin	4-4	4.21	12	12	0	0	0	72.2	83	40	34	18	55
Mulholland, Terry	0-1	3.00	1	1	0	0	0	6.0	9	4	2	2	2
Mullee, Connor	4-0	0.90	27	0	0	0	6	40.0	23	5	4	11	50
Munoz, Bobby	3-3	1.62	8	7	1	1	0	50.0	35	11	9	17	34
Murray, Matt	1-8	7.67	13	13	0	0	0	56.1	63	52	48	49	34
Myers, Brett	9-6	3.59	19	19	4	1	0	128.0	121	54	51	20	97
Myers, Jimmy	1-0	3.77	11	0	0	0	1	14.1	15	6	6	3	6
Myette, Aaron	5-4	4.27	11	10	0	0	0	59.0	50	28	28	20	54

PITCHER	W-L	ERA	G	GS	CG	SHO	SV	IP	H	R	ER	BB	SO
Nelson, Nick	1-1	4.71	4	4	0	0	0	21.0	20	11	11	7	24
Nickle, Doug	12-8	2.21	81	2	0	0	14	146.1	120	43	36	53	97
Noesi, Hector	2-2	3.95	9	8	1	0	0	43.1	51	21	19	13	31
Noles, Dickie	3-2	3.35	26	0	0	0	6	37.2	31	15	14	14	18
Norton, Tim	1-0	0.00	2	0	0	0	0	2.0	2	0	0	1	2
Nova, Ivan	17-10	3.51	43	20	1	0	0	256.2	250	107	100	88	200
Nuding, Zach	3-5	5.05	15	14	0	0	0	76.2	95	47	43	25	51
Nuno, Vidal	2-0	1.44	5	5	0	0	0	25.0	14	4	4	2	30
Nye, Ryan	23-22	4.83	68	63	3	2	0	395.1	422	236	212	131	317

PITCHER	W-L	ERA	G	GS	CG	SHO	SV	IP	H	R	ER	BB	SO
O'Connor, Michael	3-6	3.73	31	15	0	0	0	108.2	117	49	45	28	95
Ohlendorf, Ross	4-4	4.77	26	14	0	0	0	88.2	114	50	47	29	73
Olivares, Omar	0-3	4.87	75	7	0	0	0	44.1	49	25	24	20	28
Olson, Tyler	1-2	5.27	11	3	0	0	0	27.1	31	17	16	8	21
O'Neal, Randy	4-4	2.53	18	11	5	2	1	96.0	82	33	27	23	71
Ontiveros, Steve	2-1	2.62	8	8	0	0	0	34.1	32	11	10	13	21
Oropesa, Eddie	1-1	2.35	14	1	0	0	0	15.1	14	5	4	4	11
Ort, Kaleb	4-0	4.05	24	0	0	0	2	33.3	29	17	15	24	51
Ortiz, Ramon	13-6	3.45	27	27	1	0	0	169.1	167	75	65	37	104
Ortiz, Russ	2-1	1.59	3	3	0	0	0	17.0	14	4	3	8	12

PITCHER	W-L	ERA	G	GS	CG	SHO	SV	IP	H	R	ER	BB	SO
Park, Chan-Ho	0-0	0.00	1	1	0	0	0	1.0	1	0	0	0	2
Padilla, Vicente	8-0	3.05	19	19	0	0	0	91.1	76	33	31	18	85
Parris, Steve	3-3	4.89	14	6	0	0	1	57.0	66	34	31	20	33
Patterson, Corey	0-1	9.00	1	0	0	0	0	1.0	3	1	1	0	0
Patterson, Jeff	15-10	3.58	125	2	0	0	14	201.1	191	86	80	98	143
Patterson, Scott	2-1	3.58	43	0	0	0	5	50.1	47	22	20	13	55
Pazos, James	5-3	1.79	44	0	0	0	3	60.1	44	14	12	34	78
Pena, Jose	0-1	9.95	3	1	0	0	0	6.1	8	7	7	5	6
Pendleton, Lance	5-4	3.49	24	15	0	0	1	100.2	87	40	39	36	67
Perez, Franklin	1-12	5.35	67	6	0	0	23	104.1	109	72	62	40	65
Perez, Kelvin	1-6	6.73	15	4	0	0	0	32.1	47	24	24	14	34
Perez, Oliver	1-0	2.57	16	0	0	0	0	14.0	17	5	4	3	15
Perez, Yorkis	0-0	0.00	4	1	0	0	0	4.1	2	0	0	1	3
Perry, Pat	2-4	3.98	36	1	0	0	4	54.1	60	26	24	21	3
Person, Robert	0-1	4.32	2	2	0	0	0	8.1	8	4	4	1	7
Pestano, Vinnie	1-1	3.38	8	0	0	0	0	10.2	8	4	4	1	16
Pettitte, Andy	0-1	5.40	1	1	0	0	0	5.0	8	5	3	2	5
Phelps, David	11-8	3.03	31	30	1	1	0	184.1	195	73	62	42	154
Phillips, Heath	3-4	5.50	35	4	0	0	0	55.2	67	39	34	22	43
Pinder, Brandon	2-3	2.86	38	0	0	0	3	56.2	50	22	18	15	56
Pineda, Michael	1-2	3.07	9	9	0	0	0	35.2	30	12	12	8	40
Polite, Cliff	8-4	3.12	21	20	1	0	0	112.2	94	45	39	41	106
Ponson, Sidney	0-0	2.25	1	1	0	0	0	4.0	3	2	1	3	2
Pope, Justin	2-1	6.00	13	2	0	0	0	24.0	27	17	16	5	10
Pope, Ryan	3-1	6.25	19	1	0	0	0	33.1	43	23	23	8	27
Powell, Brian	5-5	3.25	16	15	4	2	0	97.0	84	44	35	18	65
Prihoda, Luke	1-0	1.69	2	0	0	0	0	5.1	5	1	1	1	4
Prior, Mark	0-0	0.00	1	0	0	0	0	1.0	1	0	0	0	2
Proctor, Scott	0-0	2.57	6	0	0	0	0	7.0	8	2	2	2	8
Pumphrey, Ken	9-9	6.09	25	25	2	0	0	133.0	162	100	90	44	80

General Information

2021 Field Staff

2021 Halliders

2021 Triple-A East

2019 Review

All-Time Roster & Stats

SWB Records

Additional Information

ALL-TIME SWB PITCHING STATISTICS

PITCHER	W-L	ERA	G	GS	CG	SHO	SV	IP	H	R	ER	BB	SO
Quantrill, Paul	3-3	3.47	8	8	1	1	0	57.0	55	25	22	6	36
Quirico, Rafael	4-4	3.32	13	13	1	0	0	65.0	48	29	24	26	51
PITCHER	W-L	ERA	G	GS	CG	SHO	SV	IP	H	R	ER	BB	SO
Ramirez, Edwar	3-5	1.98	62	0	0	0	10	100.0	61	23	22	31	144
Ramirez, Jose	7-3	3.38	49	8	0	0	11	93.1	82	42	35	54	100
Rapada, Clay	1-0	4.66	10	0	0	0	1	9.2	13	5	5	4	4
Rasner, Darrell	5-0	0.69	7	6	0	0	0	39.0	23	4	3	8	30
Redding, Tim	7-4	2.46	13	12	1	0	0	84.0	68	24	23	17	62
Reeves, James	0-0	5.40	1	0	0	0	0	1.2	1	1	1	3	1
Reith, Brian	0-4	7.00	4	4	0	0	0	18.0	26	18	14	11	13
Ricci, Chuck	8-6	3.26	112	1	0	0	31	129.2	108	52	47	46	138
Richardson, Antoon	0-0	0.00	1	0	0	0	0	1.0	0	0	0	2	0
Ring, Royce	2-1	1.93	52	0	0	0	2	42.0	35	12	9	11	39
Ritchie, Wally	13-7	3.90	76	35	5	2	7	260.2	246	129	113	76	157
Rivera, Ben	3-1	2.33	5	4	1	0	0	27.0	19	7	7	7	23
Roa, Joe	14-0	1.86	17	17	1	0	0	111.0	83	24	23	16	74
Roberge, J.P.	0-0	0.00	1	0	0	0	0	0.1	0	0	0	0	0
Robertson, David	4-3	1.92	31	1	0	0	3	51.2	30	18	11	23	78
Rodriguez, Wilking	2-0	1.69	7	0	0	0	0	10.2	7	2	2	3	13
Rogers, Esmil	1-1	3.38	7	7	0	0	0	34.2	37	16	13	12	28
Rogers, Josh	6-8	3.95	19	19	1	1	0	109.1	118	53	48	29	83
Rojas, Chris	0-1	3.86	1	1	0	0	0	7.0	6	4	3	2	4
Romanski, Josh	0-1	45.00	1	0	0	0	0	1.0	4	5	5	2	2
Romero, J.C.	1-0	2.92	11	0	0	0	0	12.1	11	5	4	5	10
Rondon, Francisco	3-1	3.90	16	1	0	0	0	30.0	28	15	13	18	28
Rosa, Adonis	9-1	3.58	19	14	0	0	0	93.0	97	48	37	22	72
Rosenthal, Trevor	0-0	108.00	1	1	0	0	0	0.1	0	4	4	3	0
Ruffcorn, Scott	2-0	1.16	5	5	2	2	0	31.0	22	6	4	10	20
Ruffin, Bruce	9-6	4.67	22	22	1	0	0	125.1	126	71	65	80	94
Rumbleow, Nick	7-5	3.12	65	0	0	0	14	98.0	82	39	34	26	106
Ruth, Eric	2-1	4.01	6	6	0	0	0	33.2	33	16	15	7	19
Rutherford, Mark	1-1	3.60	2	2	0	0	0	10.0	11	5	4	2	5
Ryan, Ken	4-2	4.73	40	0	0	0	8	53.1	66	32	28	25	45
PITCHER	W-L	ERA	G	GS	CG	SHO	SV	IP	H	R	ER	BB	SO
Sanches, Brian	8-5	3.26	91	2	0	0	20	132.2	114	50	48	43	131
Sanchez, Humberto	2-0	0.00	3	0	0	0	0	5.0	2	0	0	4	6
Sanchez, Romulo	15-13	4.04	50	27	0	0	0	169.0	154	81	75	93	160
Sanit, Amauri	5-6	5.99	50	3	0	0	0	76.2	98	52	51	29	57
Santana, Julio	1-1	3.64	19	0	0	0	3	29.2	29	12	12	12	26
Santiago, Jose	3-2	1.29	22	0	0	0	7	28.0	28	6	4	7	21
Scanlan, Bob	8-11	4.85	23	23	1	0	0	130.0	128	79	70	59	74
Schilling, Curt	1-0	1.57	4	4	0	0	0	23.0	15	4	4	10	16
Schmidt, Josh	6-2	3.41	21	0	0	0	1	37.0	34	15	14	14	32
Schrenk, Steve	5-2	2.21	58	0	0	0	5	77.1	56	22	19	26	61
Schwinden, Chris	0-1	6.75	1	1	0	0	0	4.0	8	4	3	1	2
Scott, Darryl	11-11	4.34	90	4	0	0	20	145.0	137	77	70	62	128
Searage, Ray	1-0	5.79	3	0	0	0	0	4.2	5	4	3	2	3
Searcy, Steve	0-2	3.46	8	3	0	0	1	26.0	19	10	10	12	22
Sebra, Bob	3-4	4.73	11	11	1	0	0	64.2	61	36	34	21	56
Segovia, Zack	3-2	4.19	44	0	0	0	4	62.1	68	32	29	14	51
Simple, Shawn	0-0	21.60	1	1	0	0	0	3.1	8	8	8	3	2
Serrano, Elio	1-3	2.92	43	0	0	0	5	71.0	64	28	23	17	45
Service, Scott	8-5	4.10	68	9	0	0	8	129.2	122	64	59	67	117
Severino, Luis	15-1	2.90	25	24	0	0	0	139.2	118	51	45	35	130
Shaffar, Ben	0-0	10.13	3	0	0	0	0	5.1	6	6	6	4	2
Sharts, Steve	7-4	3.11	113	4	0	0	9	150.1	127	55	52	42	76
Sheffield, Justus	6-4	2.56	20	15	0	0	0	88.0	66	28	25	36	84
Shelton, Mike	0-3	6.35	10	3	0	0	1	28.1	35	20	20	13	21
Shreve, Chasen	1-0	1.48	23	1	0	0	2	30.1	15	5	5	11	39
Shumaker, Anthony	3-6	5.86	15	15	1	0	0	93.2	125	64	61	35	50
Silva, Carlos	2-1	3.52	4	4	0	0	0	23.0	21	9	9	4	13
Sims, Mark	9-6	3.04	89	2	0	0	2	118.1	114	55	40	47	67
Sisco, Andrew	2-0	1.88	16	0	0	0	0	14.1	8	3	3	12	15
Slusarski, Joe	2-3	7.82	10	4	0	0	0	38.0	50	36	33	10	29
Smith, Bud	0-2	4.43	4	4	0	0	0	20.1	24	12	10	8	11
Smith, Caleb	9-1	2.55	19	18	0	0	0	102.1	80	37	29	33	101
Smith, Greg	3-3	4.84	13	10	0	0	0	57.2	68	34	31	27	36
Smith, Matt	0-0	2.00	9	0	0	0	4	9.0	5	2	2	6	6
Smith, Mike	0-0	9.82	1	1	0	0	0	3.2	5	4	4	3	2
Sodowsky, Clint	0-0	3.86	7	0	0	0	3	7.0	8	4	3	3	8
Somsen, Layne	1-0	0.00	4	0	0	0	0	6.0	3	0	0	5	10
Soriano, Rafael	1-0	4.50	2	0	0	0	0	2.0	1	1	1	0	2
Sosebee, David	4-1	3.33	35	0	0	0	6	54.0	51	25	20	22	65
Spence, Josh	1-1	3.98	33	9	9	9	1	43.0	50	19	19	17	41
Springer, Dennis	10-11	4.68	30	23	4	0	0	171.0	163	101	89	47	115
Stephens, Jason	1-1	5.40	3	1	0	0	0	6.2	7	9	4	5	8
Stephenson, Garrett	4-9	5.44	20	14	2	0	0	102.2	108	68	62	28	75
Stevens, Matt	1-0	6.23	9	0	0	0	0	13.0	19	11	9	4	11
Strickland, Scott	4-0	3.53	52	0	0	0	12	66.1	50	28	26	27	72
Stoneburner, Graham	4-6	4.26	19	15	0	0	0	76.0	78	41	36	23	39
Sulbaran, Miguel	1-0	0.00	1	1	0	0	0	5.0	5	0	0	2	3
Swanson, Erik	3-2	3.86	14	13	1	0	0	72.1	63	32	31	14	78

ALL-TIME SWB PITCHING STATISTICS

PITCHER	W-L	ERA	G	GS	CG	SHO	SV	IP	H	R	ER	BB	SO
Swarzak, Anthony	1-4	3.86	15	6	1	0	7	46.2	47	20	20	8	43

PITCHER	W-L	ERA	G	GS	CG	SHO	SV	IP	H	R	ER	BB	SO
Tabaka, Jeff	0-4	6.32	6	6	0	0	0	31.1	32	26	22	23	15
Tanaka, Masahiro	0-0	4.09	3	3	0	0	0	11.0	9	5	5	2	10
Tarpley, Stephen	7-3	2.88	35	2	0	0	3	65.2	48	25	21	24	72
Tejeda, Robinson	2-0	2.22	5	5	0	0	0	28.1	21	8	7	13	28
Tateyama, Yoshinori	2-3	2.77	30	1	0	0	1	55.2	53	18	17	7	59
Telemaco, Amaury	20-15	3.56	61	54	3	2	0	331.1	300	144	131	78	248
Teixeira, Kanekoa	0-1	22.85	5	0	0	0	0	4.1	16	13	11	3	4
Thomas, Evan	26-25	4.19	72	67	3	2	0	397.0	401	199	185	129	281
Thomas, Justin	2-1	3.45	30	6	0	0	1	57.1	49	23	22	20	49
Todd, Jess	0-1	10.80	2	0	0	0	0	1.2	1	2	2	2	1
Tomko, Brett	1-0	0.64	10	0	0	0	4	14.0	8	1	1	4	17
Towers, Josh	7-6	2.74	19	18	0	0	0	101.2	89	32	31	24	55
Traber, Billy	2-1	3.40	40	2	0	0	4	47.2	46	19	18	13	41
Tracy, Matt	2-9	4.79	26	18	0	0	1	107.0	122	67	57	43	69
Tranberg, Mark	1-4	7.23	11	2	0	0	0	23.2	32	19	19	6	15
Troutman, Keith	7-4	4.39	51	0	0	0	0	94.2	99	53	46	36	87
Turley, Nik	5-3	4.34	14	13	0	0	0	66.1	57	37	32	46	48

PITCHER	W-L	ERA	G	GS	CG	SHO	SV	IP	H	R	ER	BB	SO
Valdes, Raul	1-0	0.00	3	0	0	0	0	3.0	5	0	0	0	2
Valdez, Jose	2-1	4.19	9	0	0	0	0	19.1	23	9	9	10	18
Van Benschoten, John	2-0	2.31	6	1	0	0	1	11.2	13	3	3	6	8
Vargas, Cesar	0-0	6.75	3	0	0	0	1	5.1	6	4	4	0	11
Venditte, Pat	3-6	3.25	33	2	0	0	0	69.1	65	25	25	23	65
Veras, Jose	2-0	3.10	25	0	0	0	13	29.0	25	11	10	11	38
Villone, Ron	0-1	1.90	17	0	0	0	1	23.2	21	6	5	10	27
Vosberg, Ed	1-0	2.79	28	0	0	0	5	29.0	24	9	9	13	24

PITCHER	W-L	ERA	G	GS	CG	SHO	SV	IP	H	R	ER	BB	SO
Wade, Cory	3-0	2.16	18	0	0	0	5	33.1	22	12	8	9	20
Wang, Chien-Ming	1-0	0.00	2	2	1	1	0	13.0	7	0	0	3	7
Ward, Bryan	3-2	2.30	22	0	0	0	6	27.1	23	11	7	8	17
Warren, Adam	13-17	3.77	54	54	3	1	0	305.2	313	136	128	101	219
Webb, Tyler	11-7	3.40	99	5	0	0	5	164.0	157	71	62	44	196
Wedel, Jeremy	8-1	3.00	60	1	0	0	1	87.0	88	36	29	29	52
Welch, Mike	4-6	6.59	44	11	0	0	2	109.1	143	86	80	30	43
Wells, Bob	1-3	2.65	22	0	0	0	0	34.0	37	13	10	11	21
West, David	1-0	0.00	1	1	1	1	0	7.0	2	0	0	0	6
Weston, Mickey	10-6	3.16	26	24	2	1	1	170.2	166	65	60	29	79
Whelan, Kevin	7-4	3.59	100	0	0	0	37	110.1	87	45	44	53	134
White, Matt	7-9	3.58	38	13	0	0	1	110.2	111	46	44	36	69
White, Steven	10-8	4.73	41	25	1	0	1	173.1	179	103	91	75	108
Whiteside, Matt	1-4	6.48	30	1	0	0	5	33.1	47	24	24	7	21
Whitley, Chase	17-9	2.89	83	16	0	0	4	196.1	157	65	63	60	178
Wiegandt, Scott	1-3	3.75	54	0	0	0	2	60.0	66	28	25	36	46
Williams, Jeff	0-0	0.00	1	0	0	0	0	2.0	0	0	0	0	0
Williams, Mike	20-11	3.61	47	46	6	2	0	283.2	276	120	115	84	173
Williams, Mitch	2-2	10.20	9	0	0	0	0	15.0	25	20	17	11	15
Williams, Shad	0-2	19.80	2	2	0	0	0	5.0	17	11	11	3	2
Williamson, Scott	0-1	9.82	4	0	0	0	0	3.2	5	4	4	3	7
Wilson, Gary	3-7	4.92	40	10	0	0	0	104.1	121	65	57	45	46
Winston, Darrin	7-6	4.70	55	11	1	0	0	113.0	114	65	59	46	84
Wolf, Randy	13-13	4.30	38	37	1	0	0	234.1	250	130	112	82	197
Woodard, Steve	3-1	2.16	15	1	0	0	5	25.0	17	6	6	6	13
Wooten, Eric	2-5	4.66	12	8	0	0	0	56.0	67	30	29	16	44
Wordekemper, Eric	7-3	3.57	76	0	0	0	4	98.1	102	39	39	33	74
Wotherspoon, Matt	3-0	2.10	16	2	0	0	4	34.1	30	8	8	10	26
Wright, Chase	2-1	2.41	6	6	0	0	0	37.1	27	12	10	9	19

PITCHER	W-L	ERA	G	GS	CG	SHO	SV	IP	H	R	ER	BB	SO
Yarnall, Ed	5-5	3.97	24	23	0	0	0	118.0	103	54	52	56	93
Yates, Kirby	0-1	1.62	14	0	0	0	4	16.2	12	3	3	6	19

PITCHER	W-L	ERA	G	GS	CG	SHO	SV	IP	H	R	ER	BB	SO
Zagurski, Mike	6-3	2.66	39	0	0	0	2	47.1	37	16	14	21	75
Zambrano, Victor	0-1	18.00	1	1	0	0	0	4.0	11	8	8	3	2
Zamora, Peter	13-6	3.38	100	6	0	0	18	141.0	127	54	53	70	111

General Information

2021 Field Staff

2021 Bullpeners

2021 Triple-A East

2019 Review

All-Time Roster & Stats

SWB Records

Additional Information

INDIVIDUAL, TEAM & POSTSEASON RECORDS



HEAD-TO-HEAD RECORDS

REGULAR SEASON PNC FIELD RECORD

	'89	'90	'91	'92	'93	'94	'95	'96	'97	'98	'99	'00	'01	'02	'03	'04
Buffalo	0-0	2-0	1-1	---	---	---	---	---	---	---	---	---	---	---	---	---
Charlotte	---	---	---	---	3-4	3-4	3-4	3-4	3-4	2-1	0-3	2-2	2-2	4-0	4-0	2-2
Columbus	3-3	1-5	2-5	2-8	4-3	1-6	2-5	4-3	2-5	2-2	3-1	1-3	0-4	2-2	2-2	2-2
Denver	2-0	2-1	---	---	---	---	---	---	---	---	---	---	---	---	---	---
Durham	---	---	---	---	---	---	---	---	---	4-0	2-2	2-2	1-3	1-3	1-2	3-1
Gwinnett	---	---	---	---	---	---	---	---	---	---	---	---	---	---	---	---
Indianapolis	3-0	1-2	1-2	---	---	---	---	---	---	1-3	0-4	3-1	3-1	1-3	2-2	3-1
Iowa	0-3	2-0	---	---	---	---	---	---	---	---	---	---	---	---	---	---
Lehigh Valley	---	---	---	---	---	---	---	---	---	---	---	---	---	---	---	---
Louisville	2-0	2-1	2-1	---	---	---	---	---	---	1-3	4-0	4-0	3-1	3-1	3-1	3-1
Nashville	1-1	2-1	1-1	---	---	---	---	---	---	---	---	---	---	---	---	---
Norfolk	2-4	4-2	5-2	12-0	4-3	5-2	6-1	3-4	3-4	1-2	2-3	4-0	2-2	3-1	2-2	0-4
Oklahoma City	1-2	1-2	---	---	---	---	---	---	---	---	---	---	---	---	---	---
Omaha	1-2	1-1	---	---	---	---	---	---	---	---	---	---	---	---	---	---
Ottawa	---	---	---	---	4-5	3-6	5-4	7-2	7-1	4-4	7-1	4-4	7-1	7-1	5-3	4-4
Pawtucket	6-3	6-3	6-5	9-4	5-4	3-6	6-3	3-6	4-5	5-3	5-3	6-2	4-1	5-3	2-6	4-4
Richmond	4-2	3-3	4-3	11-2	2-5	3-4	2-5	4-3	5-2	2-2	2-2	4-0	1-3	1-3	2-2	1-3
Rochester	5-2	4-5	5-6	7-3	3-6	3-6	5-3	7-2	6-3	5-3	6-2	4-4	7-1	8-0	5-3	6-2
Syracuse	4-2	4-5	4-7	8-2	6-3	6-3	5-4	4-5	5-4	2-6	5-3	5-3	3-5	3-5	7-1	4-3
Toledo	5-1	4-2	2-5	7-3	6-1	4-3	2-5	5-2	4-3	3-1	3-1	2-2	2-2	3-1	2-2	1-3
TOTALS	39-25	39-33	33-38	56-22	37-34	31-40	36-34	38-33	39-32	37-32	41-32	49-24	39-33	46-26	41-30	35-36

	'05	'06	'07	'08	'09	'10	'11	'12	'13	'14	'15	'16	'17	'18	'19	TOT.
Buffalo	5-3	6-1	5-3	7-1	4-4	3-5	5-3	4-4	4-4	4-4	3-5	7-4	8-3	5-3	8-2	106-82
Charlotte	5-1	2-2	2-1	3-1	2-2	4-0	2-2	2-2	3-1	1-3	1-2	2-2	2-2	3-1	0-3	65-55
Columbus	3-1	4-0	2-0	2-2	1-3	2-2	1-3	3-1	1-3	1-3	2-1	1-3	1-2	2-1	3-1	62-89
Denver	---	---	---	---	---	---	---	---	---	---	---	---	---	---	---	4-1
Durham	2-2	2-2	3-1	4-0	1-3	1-3	0-4	1-3	1-3	2-2	1-3	3-1	1-2	1-2	2-1	39-45
Gwinnett	---	---	---	---	2-2	1-3	1-3	4-0	2-2	2-2	1-2	2-1	1-2	2-1	1-2	18-18
Indianapolis	2-2	2-2	2-2	2-2	1-3	4-0	2-2	1-3	4-0	2-1	3-1	2-1	2-1	2-3	2-1	50-43
Iowa	---	---	---	---	---	---	---	---	---	---	---	---	---	---	---	2-3
Lehigh Valley	---	---	---	7-1	5-3	5-3	3-5	5-3	5-3	3-5	6-4	6-4	4-3	7-2	5-4	61-40
Louisville	2-2	1-3	2-2	1-3	2-2	4-0	2-2	2-2	1-3	1-3	2-2	1-2	2-1	1-1	1-2	50-38
Nashville	---	---	---	---	---	---	---	---	---	---	---	---	---	---	---	4-3
Norfolk	3-1	3-1	3-1	1-3	3-1	3-1	2-2	2-2	2-2	1-3	1-2	2-1	2-1	2-2	3-0	91-59
Oklahoma City	---	---	---	---	---	---	---	---	---	---	---	---	---	---	---	2-4
Omaha	---	---	---	---	---	---	---	---	---	---	---	---	---	---	---	2-3
Ottawa	2-6	6-2	6-2	---	---	---	---	---	---	---	---	---	---	---	---	79-46
Pawtucket	2-6	5-3	7-1	4-4	7-1	5-3	2-6	4-4	1-7	4-4	8-3	4-3	10-1	4-3	5-2	151-115
Richmond	3-1	4-0	1-3	3-1	---	---	---	---	---	---	---	---	---	---	---	62-49
Rochester	2-6	4-4	4-4	5-3	7-1	8-0	6-2	4-4	4-4	6-4	6-4	3-4	7-3	6-5	7-4	163-103
Syracuse	7-1	5-3	7-1	5-3	2-6	5-3	6-2	6-2	6-2	6-2	4-4	8-1	6-3	5-5	7-2	161-99
Toledo	2-2	3-1	1-3	2-2	3-1	3-1	2-2	3-1	2-2	3-0	2-1	1-1	1-2	1-2	1-2	86-60
TOTALS	40-34	47-24	45-26	46-26	40-31	48-24	34-38	41-31	33-39	35-37	39-33	44-27	44-26	39-29	46-28	1,211-929

REGULAR SEASON ROAD RECORD

	'89	'90	'91	'92	'93	'94	'95	'96	'97	'98	'99	'00	'01	'02	'03	'04
Buffalo	0-3	1-2	1-2	---	---	---	---	---	---	1-7	6-1	3-5	4-4	3-5	3-5	3-5
Charlotte	---	---	---	---	3-4	3-4	6-1	5-2	2-5	2-2	1-4	2-2	1-3	3-1	2-2	3-1
Columbus	3-3	3-3	3-4	4-6	0-7	4-3	6-1	2-5	3-4	2-2	0-4	2-2	3-1	3-1	1-3	3-1
Denver	0-3	2-1	---	---	---	---	---	---	---	---	---	---	---	---	---	---
Durham	---	---	---	---	---	---	---	---	---	0-4	1-3	2-2	1-3	3-1	1-3	0-4
Gwinnett	---	---	---	---	---	---	---	---	---	---	---	---	---	---	---	---
Indianapolis	0-3	2-1	0-2	---	---	---	---	---	---	2-2	2-2	1-3	2-2	2-2	3-1	4-0
Iowa	1-1	0-3	---	---	---	---	---	---	---	---	---	---	---	---	---	---
Lehigh Valley	---	---	---	---	---	---	---	---	---	---	---	---	---	---	---	---
Louisville	1-2	1-2	1-1	---	---	---	---	---	---	4-0	2-2	1-3	1-3	4-0	3-1	3-1
Nashville	0-3	0-2	3-0	---	---	---	---	---	---	---	---	---	---	---	---	---
Norfolk	3-3	1-5	2-5	3-3	2-5	1-6	2-5	2-5	3-4	3-2	2-1	1-3	2-2	2-2	4-0	4-0
Oklahoma City	3-0	2-0	---	---	---	---	---	---	---	---	---	---	---	---	---	---
Omaha	1-2	2-2	---	---	---	---	---	---	---	---	---	---	---	---	---	---
Ottawa	---	---	---	---	3-6	5-4	3-6	3-6	1-8	3-5	6-2	5-3	3-5	2-6	4-4	2-6
Pawtucket	3-6	3-6	4-8	5-6	5-4	4-5	2-7	3-6	4-5	4-4	2-6	4-4	6-1	6-2	2-6	0-8
Richmond	0-6	3-3	4-3	3-4	3-4	2-5	2-5	4-3	2-5	2-2	1-3	3-1	3-1	3-1	1-3	2-0
Rochester	4-7	3-6	7-4	3-7	4-5	3-6	4-6	4-5	3-6	3-5	7-1	5-3	4-4	6-2	3-5	3-5
Syracuse	4-8	3-6	5-6	7-3	4-5	5-4	6-3	6-3	7-2	1-7	4-4	5-3	6-2	5-3	3-5	5-4
Toledo	2-4	3-3	2-5	3-7	1-6	4-3	3-4	3-4	2-5	3-1	3-1	2-2	3-1	3-1	2-2	2-2
TOTALS	25-54	29-45	32-40	28-36	25-46	31-40	34-38	32-39	27-44	30-43	37-34	36-36	45-27	45-27	32-40	34-37

	'05	'06	'07	'08	'09	'10	'11	'12	'13	'14	'15	'16	'17	'18	'19	TOT.
Buffalo	2-6	5-3	3-5	3-5	6-2	5-3	5-3	7-1	4-4	3-5	6-3	9-1	5-4	3-5	5-6	96-95
Charlotte	1-1	2-2	2-2	3-1	2-2	1-3	2-2	3-1	4-0	1-3	2-2	1-2	3-0	1-1	0-3	61-56
Columbus	3-1	1-3	2-2	4-0	1-2	3-1	2-2	3-1	0-4	0-4	1-2	3-0	1-1	2-2	3-0	71-75
Denver	---	---	---	---	---	---	---	---	---	---	---	---	---	---	---	---
Durham	1-3	3-1	2-2	3-1	2-2	2-2	3-1	4-0	1-3	1-3	4-0	1-2	4-0	3-0	0-3	1-2
Gwinnett	---	---	---	---	3-1	2-2	2-2	3-1	4-0	1-2	4-0	1-2	4-0	3-0	0-3	1-2
Indianapolis	1-3	2-2	4-0	3-1	3-1	3-1	2-2	1-3	1-3	2-2	2-2	2-1	2-1	1-2	1-2	48-44
Iowa	---	---	---	---	---	---	---	---	---	---	---	---	---	---	---	1-4
Lehigh Valley	---	---	---	7-1	5-3	2-6	6-2	3-5	3-5	3-5	4-4	4-4	3-8	4-7	2-7	46-57
Louisville	3-1	2-2	3-1	1-3	1-3	1-3	3-1	0-4	3-1	3-1	3-1	3-1	2-1	2-1	0-3	51-42
Nashville	---	---	---	---	---	---	---	---	---	---	---	---	---	---	---	---
Norfolk	2-2	3-1	1-3	2-2	2-1	2-2	1-3	2-2	2-2	2-2	1-2	2-1	2-2	2-1	2-1	65-78
Oklahoma City	---	---	---	---	---	---	---	---	---	---	---	---	---	---	---	5-0
Omaha	---	---	---	---	---	---	---	---	---	---	---	---	---	---	---	3-4
Ottawa	3-5	2-6	7-4	---	---	---	---	---	---	---	---	---	---	---	---	49-76
Pawtucket	3-5	1-7	7-1	4-4	5-3	4-4	4-4	3-5	4-4	7-1	5-3	5-4	3-4	6-5	6-1	124-139
Richmond	2-2	2-2	4-0	2-2	---	---	---	---	---	---	---	---	---	---	---	48-55
Rochester	4-4	6-2	1-7	4-4	5-3	6-2	5-3	6-2	4-4	1-7	5-5	5-5	4-3	3-4	1-7	126-139
Syracuse	3-5	6-1	4-4	5-3	4-4	5-2	3-3	5-3	4-4	6-3	5-3	5-3	5-3	5-2	7-4	147-116
Toledo	1-3	2-2	2-2	1-3	2-2	3-1	1-3	3-1	1-3	2-2	2-1	3-1	3-1	2-1	2-1	71-78
TOTALS	29-41	37-34	39-33	42-30	41-29	39-32	39-31	43-29	35-37	33-39	42-30	47-25	42-29	34-36	31-39	1,058-1,086

RECORD BREAKDOWN

YEAR	W-L	PLACE	PLAYOFFS	YEAR	W-L	PLACE	PLAYOFFS
1989	64-79 (.448)	3rd		2007	84-59 (.587)	1st	Lost to Richmond, 3-1
1990	68-78 (.466)	2nd		2008	88-56 (.611)	1st	Beat Pawtucket, 3-1
1991	65-78 (.455)	4th					Beat Durham, 3-1
1992	84-58 (.592)	1st	Beat Pawtucket, 3-1 Lost to Columbus, 3-2	2009	81-60 (.574)	1st	Lost to Sacramento, 1-0
1993	62-80 (.437)	3rd					Beat Gwinnett, 3-1
1994	62-80 (.437)	5th		2010	87-56 (.608)	1st	Lost to Durham, 3-0
1995	70-72 (.493)	4th		2011	73-69 (.514)	3rd	Lost to Columbus, 3-1
1996	70-72 (.493)	3rd		2012	84-60 (.583)	1st	Lost to Pawtucket, 3-1
1997	66-76 (.465)	3rd		2013	68-76 (.472)	5th	
1998	67-75 (.472)	6th		2014	68-76 (.472)	5th	
1999	78-66 (.542)	1st	Lost to Charlotte, 3-2	2015	81-63 (.562)	1st	Lost to Indianapolis 3-0
2000	85-60 (.586)	2nd*	Beat Buffalo, 3-1 Lost to Indianapolis, 3-2	2016	91-52 (.636)	1st	Beat Lehigh Valley, 3-0
2001	78-65 (.545)	2nd*	Beat Buffalo, 3-2 Beat Louisville, 1-0 Lost to Buffalo, 3-0	2017	86-55 (.610)	1st	Beat Gwinnett, 3-1
2002	91-53 (.632)	1st					Beat El Paso, 1-0
2003	73-70 (.510)	3rd		2018	73-65 (.529)	2nd*	Beat Lehigh Valley, 3-1
2004	69-73 (.486)	4th					Lost to Durham, 3-1
2005	69-75 (.479)	T-5th		2019	76-65 (.539)	1st	Beat Lehigh Valley, 3-1
2006	84-58 (.592)	1st	Lost to Rochester, 3-1	TOTALS	2,345-2,080	(.530)	Lost to Durham, 3-0
				* Wild Card Winner			

Scranton/Wilkes-Barre All-Time:

2,345-2,080 (.530)

Red Barons (1989-2006):

1,305-1,268 (.507)

Yankees (2007-2012):

497-360 (.580)

RailRiders (2013-Current):

543-452 (.546)

YEAR	APRIL	MAY	JUNE	JULY	AUGUST	SEPT.
1989	5-15 (.250)	16-13 (.552)	8-20 (.286)	18-14 (.563)	17-16 (.515)	0-1 (.000)
1990	9-12 (.429)	14-15 (.483)	17-14 (.548)	15-14 (.517)	11-22 (.333)	2-1 (.667)
1991	6-12 (.333)	11-19 (.367)	15-14 (.517)	18-13 (.581)	14-18 (.438)	1-2 (.333)
1992	10-6 (.625)	14-13 (.519)	19-13 (.594)	18-14 (.563)	20-8 (.714)	3-4 (.429)
1993	12-9 (.571)	13-17 (.433)	11-18 (.379)	9-19 (.321)	15-15 (.500)	2-2 (.500)
1994	8-11 (.421)	13-18 (.419)	9-21 (.300)	15-14 (.517)	16-14 (.533)	1-2 (.333)
1995	8-11 (.421)	10-21 (.323)	20-10 (.667)	19-11 (.633)	12-18 (.400)	1-1 (.500)
1996	10-12 (.455)	15-16 (.484)	15-15 (.500)	15-13 (.536)	14-15 (.483)	1-1 (.500)
1997	11-11 (.500)	12-17 (.414)	13-16 (.448)	14-16 (.467)	15-16 (.484)	1-0 (1.000)
1998	8-12 (.400)	15-13 (.536)	14-16 (.467)	12-16 (.429)	14-16 (.467)	4-2 (.667)
1999	13-9 (.591)	11-17 (.393)	16-11 (.593)	17-13 (.567)	17-13 (.567)	4-3 (.571)
2000	12-9 (.571)	19-10 (.655)	15-15 (.500)	16-14 (.533)	19-11 (.633)	4-1 (.800)
2001	12-12 (.500)	11-19 (.367)	16-13 (.551)	20-8 (.714)	18-11 (.621)	1-2 (.333)
2002	14-11 (.560)	18-12 (.600)	20-9 (.690)	17-10 (.630)	20-11 (.645)	2-0 (1.000)
2003	11-14 (.440)	15-14 (.517)	15-14 (.517)	18-11 (.621)	14-16 (.467)	0-1 (.000)
2004	12-9 (.571)	17-12 (.586)	20-8 (.714)	7-22 (.241)	13-16 (.448)	0-6 (.000)
2005	12-10 (.545)	10-19 (.345)	17-12 (.586)	14-15 (.483)	12-17 (.414)	4-2 (.667)
2006	16-8 (.667)	13-15 (.464)	15-14 (.517)	20-9 (.690)	17-12 (.586)	3-0 (1.000)
2007	10-12 (.455)	17-13 (.567)	15-13 (.536)	17-10 (.629)	22-10 (.688)	3-1 (.750)
2008	18-9 (.667)	18-12 (.600)	13-16 (.448)	20-8 (.714)	19-10 (.655)	0-1 (.000)
2009	17-3 (.750)	15-15 (.500)	12-14 (.462)	13-14 (.481)	18-12 (.600)	6-2 (.750)
2010	13-8 (.542)	17-13 (.567)	15-14 (.517)	18-10 (.643)	19-9 (.679)	5-2 (.714)
2011	14-9 (.609)	13-13 (.500)	14-15 (.483)	16-13 (.552)	14-16 (.467)	2-3 (.400)
2012	13-10 (.565)	17-13 (.567)	17-14 (.548)	14-12 (.538)	22-9 (.710)	1-2 (.333)
2013	13-11 (.541)	11-18 (.379)	15-15 (.500)	16-13 (.551)	13-17 (.433)	0-2 (.000)
2014	11-13 (.458)	17-13 (.567)	12-17 (.414)	14-15 (.483)	13-18 (.419)	1-0 (1.000)
2015	10-12 (.454)	16-13 (.552)	17-11 (.607)	17-12 (.586)	17-12 (.586)	4-3 (.571)
2016	12-11 (.522)	18-11 (.621)	19-10 (.655)	18-9 (.667)	19-11 (.633)	5-0 (1.000)
2017	12-10 (.545)	18-10 (.643)	19-11 (.633)	19-8 (.704)	18-12 (.600)	0-4 (.000)
2018	10-13 (.435)	14-15 (.483)	17-11 (.607)	15-11 (.577)	15-14 (.517)	2-1 (.667)
2019	10-13 (.435)	19-8 (.704)	17-14 (.548)	16-12 (.571)	12-17 (.414)	2-1 (.667)
	352-327 (.518)	457-447 (.506)	477-428 (.527)	479-380 (.558)	482-432 (.527)	65-53 (.551)

RECORD BREAKDOWN

	HOME	ROAD	NORTH/EA.	WEST	AA/SOUTH	SHUTOUTS
1989	39-25 (.609)	25-54 (.316)	26-28 (.520)	22-26 (.458)	16-25 (.390)	9-14 (.391)
1990	39-33 (.542)	29-45 (.453)	23-31 (.426)	22-26 (.458)	23-21 (.523)	5-13 (.278)
1991	33-38 (.465)	32-40 (.444)	31-36 (.463)	24-32 (.429)	10-10 (.500)	10-5 (.667)
1992	56-22 (.718)	28-36 (.485)	39-25 (.609)	45-33 (.577)	-----	12-12 (.500)
1993	37-34 (.521)	25-46 (.352)	34-38 (.472)	28-42 (.400)	-----	7-5 (.583)
1994	31-40 (.437)	31-40 (.437)	32-40 (.444)	30-40 (.429)	-----	9-9 (.500)
1995	36-34 (.514)	34-38 (.472)	36-36 (.500)	34-36 (.486)	-----	8-4 (.667)
1996	38-33 (.535)	32-39 (.451)	35-37 (.486)	35-35 (.500)	-----	3-9 (.250)
1997	39-32 (.549)	27-44 (.380)	37-35 (.514)	29-41 (.414)	-----	7-9 (.438)
1998	37-32 (.536)	30-43 (.411)	33-46 (.418)	18-14 (.563)	16-15 (.516)	6-6 (.500)
1999	41-32 (.562)	37-34 (.521)	50-30 (.625)	17-15 (.531)	11-21 (.344)	11-9 (.550)
2000	49-24 (.671)	36-36 (.500)	49-32 (.605)	16-16 (.500)	20-12 (.625)	10-6 (.625)
2001	39-33 (.542)	39-32 (.549)	48-31 (.608)	17-15 (.531)	13-19 (.406)	7-13 (.350)
2002	46-26 (.639)	45-27 (.625)	50-30 (.625)	21-11 (.656)	20-12 (.625)	10-8 (.556)
2003	41-30 (.577)	32-40 (.444)	38-42 (.475)	18-14 (.563)	17-14 (.548)	15-6 (.714)
2004	35-36 (.493)	34-37 (.479)	33-47 (.413)	21-11 (.656)	15-15 (.500)	8-6 (.571)
2005	40-34 (.541)	29-41 (.414)	33-47 (.413)	17-15 (.531)	19-13 (.594)	6-3 (.667)
2006	47-24 (.662)	37-34 (.521)	46-32 (.590)	17-15 (.531)	21-11 (.656)	13-11 (.542)
2007	45-26 (.634)	39-33 (.542)	48-32 (.600)	18-14 (.563)	18-13 (.581)	13-5 (.722)
2008	46-26 (.638)	42-30 (.583)	51-29 (.638)	16-16 (.500)	21-11 (.656)	14-10 (.583)
2009	40-31 (.563)	41-29 (.586)	50-30 (.625)	14-16 (.467)	17-14 (.548)	16-8 (.667)
2010	48-24 (.667)	39-32 (.549)	48-31 (.608)	23-9 (.719)	16-16 (.500)	7-9 (.438)
2011	34-38 (.472)	39-31 (.557)	45-33 (.577)	15-17 (.469)	13-19 (.406)	13-6 (.684)
2012	41-31 (.569)	43-29 (.597)	47-33 (.588)	16-16 (.500)	21-11 (.656)	11-10 (.524)
2013	33-39 (.458)	35-37 (.486)	39-41 (.488)	10-22 (.313)	19-13 (.594)	12-3 (.850)
2014	35-37 (.486)	33-39 (.458)	39-41 (.488)	15-17 (.469)	14-18 (.438)	10-8 (.566)
2015	39-33 (.542)	42-30 (.583)	52-38 (.578)	17-10 (.630)	12-15 (.444)	11-5 (.688)
2016	44-27 (.620)	47-25 (.653)	56-33 (.629)	18-9 (.667)	17-10 (.630)	24-8 (.750)
2017	44-26 (.629)	42-29 (.592)	55-35 (.611)	15-9 (.625)	16-11 (.593)	13-9 (.542)
2018	39-29 (.574)	34-36 (.486)	48-41 (.539)	13-11 (.542)	12-13 (.480)	7-13 (.350)
2019	45-26 (.634)	31-39 (.443)	53-39 (.576)	13-12 (.520)	10-14 (.417)	6-3 (.667)
	1,211-929 (.566)	1,058-1,086 (.493)	1,304-1,099 (.543)	634-615 (.508)	407-366 (.527)	313-245 (.561)

	DAY	NIGHT	VS LHP	VS RHP	EX. INN.	DH
1989	4-14 (.222)	60-65 (.444)	23-18 (.561)	41-61 (.402)	9-13 (.409)	18-12 (.600)
1990	5-13 (.278)	63-65 (.492)	16-29 (.356)	52-49 (.515)	8-4 (.667)	13-15 (.464)
1991	9-15 (.375)	56-63 (.471)	26-22 (.542)	39-56 (.411)	2-3 (.400)	5-7 (.417)
1992	11-7 (.611)	73-51 (.589)	28-12 (.700)	56-46 (.549)	9-8 (.529)	27-11 (.717)
1993	11-15 (.423)	51-65 (.440)	16-24 (.381)	46-56 (.451)	6-7 (.462)	4-2 (.667)
1994	9-10 (.474)	53-70 (.431)	20-27 (.426)	42-53 (.442)	10-4 (.714)	6-16 (.273)
1995	12-18 (.400)	58-54 (.518)	18-14 (.563)	52-58 (.473)	6-6 (.500)	9-5 (.643)
1996	13-15 (.464)	57-57 (.500)	15-16 (.484)	55-56 (.495)	7-4 (.636)	12-10 (.546)
1997	13-14 (.481)	53-62 (.461)	22-12 (.647)	44-64 (.407)	4-7 (.364)	9-11 (.450)
1998	14-13 (.519)	53-62 (.461)	17-17 (.500)	50-58 (.463)	4-8 (.333)	6-2 (.750)
1999	16-12 (.571)	62-54 (.534)	14-14 (.500)	64-52 (.552)	6-5 (.545)	5-7 (.417)
2000	19-11 (.633)	66-49 (.574)	20-14 (.588)	65-46 (.586)	14-7 (.667)	15-9 (.625)
2001	10-15 (.400)	68-50 (.576)	25-14 (.641)	53-51 (.510)	11-7 (.611)	2-0 (1.000)
2002	16-17 (.485)	75-36 (.676)	16-15 (.516)	75-38 (.664)	11-8 (.579)	2-6 (.250)
2003	15-16 (.484)	58-54 (.518)	15-20 (.429)	58-50 (.537)	8-6 (.571)	11-5 (.688)
2004	18-14 (.581)	51-59 (.464)	13-14 (.481)	56-59 (.487)	12-6 (.667)	9-11 (.450)
2005	20-21 (.488)	49-54 (.476)	19-14 (.576)	50-61 (.451)	7-6 (.538)	10-4 (.714)
2006	27-13 (.675)	57-45 (.559)	24-15 (.615)	60-43 (.583)	4-10 (.286)	7-7 (.500)
2007	27-14 (.659)	57-45 (.559)	20-18 (.526)	64-41 (.610)	8-6 (.571)	9-5 (.643)
2008	15-15 (.500)	73-41 (.640)	33-14 (.702)	55-42 (.567)	10-3 (.769)	9-5 (.643)
2009	19-11 (.633)	62-49 (.559)	22-14 (.611)	59-47 (.557)	7-6 (.538)	20-12 (.625)
2010	14-10 (.583)	73-46 (.613)	26-20 (.565)	61-36 (.629)	4-3 (.571)	5-5 (.500)
2011	18-12 (.600)	55-57 (.491)	23-14 (.626)	50-55 (.476)	5-6 (.455)	11-8 (.579)
2012	21-15 (.583)	63-45 (.583)	26-12 (.684)	58-48 (.547)	11-5 (.688)	5-7 (.417)
2013	13-16 (.448)	55-60 (.478)	22-19 (.537)	46-57 (.447)	7-9 (.438)	14-8 (.636)
2014	24-17 (.585)	44-59 (.427)	16-19 (.457)	52-56 (.481)	5-5 (.500)	10-10 (.500)
2015	19-15 (.559)	62-48 (.564)	23-22 (.511)	58-41 (.586)	8-6 (.571)	2-2 (.500)
2016	19-14 (.576)	72-38 (.655)	29-23 (.558)	62-29 (.681)	8-3 (.727)	8-2 (.800)
2017	18-9 (.667)	68-46 (.596)	24-19 (.558)	62-36 (.633)	9-1 (.900)	6-5 (.545)
2018	16-20 (.444)	57-45 (.559)	20-24 (.455)	53-41 (.564)	5-7 (.417)	7-5 (.583)
2019	20-21 (.488)	56-44 (.560)	21-16 (.566)	55-49 (.529)	10-6 (.625)	14-8 (.636)
	485-442 (.523)	1,860-1,638 (.564)	652-545 (.545)	1,693-1,535 (.524)	234-185 (.558)	290-222 (.566)

General Information

2021 Field Staff

2021 Halliders

2021 Triple-A East

2019 Review

All-Time Roster & Stats

SWR Records

Additional Information

SINGLE-GAME TEAM RECORDS

MOST RUNS, GAME

SCRANTON/WILKES-BARRE

	RUNS	OPPONENT	DATE
1)	26	@ Toledo	May 31, 1998
2)	24	@ Durham	May 13, 2000
3)	21	@ Toledo	June 19, 1993
4)	20	vs. Ottawa	July 6, 2007
T-5)	19	@ Syracuse	August 10, 1997
	19	@ Norfolk	May 13, 1999
	19	vs. Columbus	June 24, 2002
	19	vs. Toledo	July 25, 2004
T-9)	18	Pawtucket	August 20, 1993
	18	Ottawa	August 27, 1996

OPPONENTS

	RUNS	OPPONENT	DATE
1)	26	@ Pawtucket	April 29, 1989
2)	21	Pawtucket	April 29, 1994
3)	20	@ Denver	July 22, 1989
4)	19	@ Pawtucket	August 27, 1998
T-5)	18	Buffalo	April 28, 1998
	18	Rochester	April 13, 1999
	18	Toledo	July 25, 2004
T-8)	17	@ Pawtucket	July 16, 1996
	17	@ Buffalo	July 2, 1998
	17	Syracuse	April 20, 1999
	17	@ Durham	July 27, 1999
	17	@ Ottawa	April 21, 2007

MOST RUNS, INNING

SCRANTON/WILKES-BARRE

	RUNS	OPPONENT	DATE
1)	12 (4th)	@ Charlotte	August 17, 1993
	12 (6th)	@ Charlotte	July 20, 2016
2)	11 (1st)	Pawtucket	September 5, 1998
T-3)	9 (3rd)	@ Syracuse	July 2, 1991
	9 (5th)	@ Toledo	June 19, 1993
	9 (4th)	Ottawa	August 27, 1996
	9 (5th)	Syracuse	April 20, 1999
	9 (1st)	@ Pawtucket	August 26, 2001
	9 (4th)	vs. Rochester	August 13, 2004
	9 (7th)	vs. Syracuse	August 15, 2006
	9 (3rd)	vs. Syracuse	August 1, 2008
	9 (1st)	vs. Toledo	July 15, 2010

OPPONENTS

	RUNS	OPPONENT	DATE
1)	13 (7th)	@ Durham	May 13, 2000
T-2)	10 (7th)	@ Pawtucket	Aug 23, 1990
	10 (7th)	Norfolk	May 19, 1994
T-4)	9 (9th)	Pawtucket	April 29, 1994
	9 (5th)	Pawtucket	August 1, 1996
	9 (6th)	Buffalo	April 28, 1998
	9 (4th)	@ Syracuse	August 1, 2003
	9 (2nd)	Indianapolis	June 9, 2005
	9 (4th)	@ Norfolk	May 4, 2010
	9 (1st)	@Rochester	Sept. 2, 2011

MOST HITS, GAME

SCRANTON/WILKES-BARRE

	HITS	OPPONENT	DATE
1)	27	@ Toledo	May 31, 1998
2)	26	@ Toledo	June 19, 1993
3)	24	@ Louisville	May 26, 2014
T-4)	22	@ Charlotte	May 4, 1997
	22	@ Syracuse	August 10, 1997
	22	Toledo	July 25, 2004
	22	@ Durham	June 24, 2011
T-8)	21	@ Pawtucket	July 14, 1994
	21	@ Durham	April 12, 2008
T-10)	20	@ Syracuse	July 2, 1991
	20	@ Rochester	August 27, 1991
	20	@ Pawtucket	June 5, 1994
	20	Ottawa	August 27, 1996
	20	@ Buffalo	July 2, 1998
	20	@ Charlotte	May 8, 2002
	20	@ Rochester	August 13, 2004
	20	vs. Norfolk	April 17, 2006
	20	@ Richmond	May 20, 2007
	20	vs. Ottawa	July 6, 2007
	20	@ Rochester	August 18, 2012
	20	vs. Toledo	July 25, 2013
	20	@ Syracuse	June 15, 2018

OPPONENTS

	HITS	OPPONENT	DATE
T-1)	24	@Pawtucket	July 16, 1996
	24	vs. Louisville	June 26, 2015
T-3)	23	@ Pawtucket	April 29, 1989
	23	@ Buffalo	July 2, 1998
	23	@ Durham	May 13, 2000
	23	vs. Columbus	May 11, 2007
T-6)	22	vs. Norfolk	June 4, 2014
	22	@ Denver	July 22, 1989
	22	@ Pawtucket	August 27, 1998
	22	vs. Louisville	April 29, 2002
T-11)	21	@ Buffalo	April 28, 1998
	21	Pawtucket	August 18, 1999
	21	Indianapolis	August 2, 2012

INDIVIDUAL HITTING RECORDS

MOST SEASONS

Career - (7), Gene Schall

MOST GAMES

Season - (143), Keith Miller, Victor Rosario and David Doster; 2002

Career - (604), David Doster

MOST AT-BATS

Game - (8), Many Players

Season - (579), David Doster; 1998 and 2002

Career - (2,340), David Doster

MOST RUNS SCORED

Game - (5), Mickey Morandini; July 30, 1990 vs. Toledo

Gene Schall; July 13, 1996 @ Syracuse

David Doster; August 2 @ Pawtucket

Season - (104), Marlon Anderson; 1998

Career - (346), David Doster

MOST CONSECUTIVE TIMES REACHING BASE

(10); Rob Butler; June 23-25, 1995

MOST HITS

Game - (5), 22x Last: Ryan McBroom, June 15, 2018 @ Syracuse

Consecutive - (8); Jim Rushford, May 3-5, 2005

Doubleheader - (7), Mark Budzinski; June 4, 2005 vs. Toledo

Season - (176), Marlon Anderson; 1998

Career - (665), David Doster

MOST SINGLES

Game - (5), Mark Budzinski; May 7, 2004 @ Syracuse

Season - (122), David Doster

Career - (436), David Doster

MOST DOUBLES

Game - (3), Multiple times, Last: Ryan McBroom, 5/25/2019 @ Syracuse

Season - (39), Chase Utley; 2002

Career - (147), David Doster

MOST TRIPLES

Game - (2), Multiple times, Last: Billy McKinney; July 28, 2017 @ Charlotte

Season - (16), Shane Victorino; 2005

Career - (23), David Doster and Mark Budzinski

MOST HOME RUNS

Game, Extra Innings - (3), Gary Bennett; August 16, 1998 @ Buffalo

Tyler Austin; June 24, 2016 @ Pawtucket

Game - (3) Zoilo Almonte; July 23, 2014 @ Gwinnett

Mike Ford; April 7, 2019 @ Bufalo

Game, Pitcher - (1), Rich Bounantony; April 24, 1990 vs. Tidewater

Chuck Malone; July 21, 1990 @ Louisville

Darrel Akerfelds; July 25, 1991 vs. Tidewater

Pat Combs; July 3, 1994 @ Ottawa

Randy Wolf; June 5, 1999 vs. Richmond

Blas Cedenio; July 28, 2001 vs. Indianapolis

Jeff D'Amico; June 12, 2002 @ Louisville

Consec. Games - (4), Tom Marsh; May 2-5, 1993

Tomas Perez; May 24-27, 2000

Season - (32), Jorge Vazquez; 2011

Career - (86), Gene Schall

Doubleheader - (3), Wendell Magee, Jr., June 22, 1997 @ Toledo

Month - (11), Logan Morrison, June 2019

Season, Left-Handed Hitter - (23), Mike Ford, 2019

Season, Right-Handed Hitter - (32), Jorge Vazquez; 2011

General Information

2021 Field Staff

2021 RailRiders

2021 Triple-A East

2019 Review

All-Time Roster & Stats

SWR Records

Additional Information

INDIVIDUAL HITTING RECORDS

MOST HOME RUNS CONT.

At Home, Season - (16), Shelley Duncan; 2009 & Jorge Vazquez; 2011
On Road, Season - (20), Wendell Magee Jr.; 1998
At Home, Career - (36), Gene Schall
On Road, Career - (50), Gene Schall

MOST EXTRA-BASE HITS

Game - (4), Dustin Fowler; April 30, 2017 vs. Indianapolis
Wendell Magee Jr.; May 13, 1999 @ Norfolk
Kevin Sefcik; May 7 @ Louisville,
Mark Budzinski; July 25, 2004 vs. Toledo
Shelley Duncan; April 10, 2008 @ Louisville
Season - (62), Marlon Anderson; 1998
Career - (235), Gene Schall

MOST TOTAL BASES

Game - (13), Gary Bennett; August 16, 1998 @ Buffalo
Season - (284), Marlon Anderson; 1998
Career - (1,035), David Doster

MOST RUNS BATTED IN

Game - (9), Mark Budzinski; July 25, 2004 vs. Toledo
Consecutive RBI Games - (10), David Tokheim; 7/13-21, 1995
Season - (106), Torey Lovullo; 1999
Month - (39), Jeff Manto; August 1993
Career - (381), Gene Schall
Doubleheader - (6), Gene Schall; May 14, 2000 @ Durham

MOST SACRIFICE HITS

Game - (2), Multiple Times
Season - (16), Anthony Medrano; 2005
Jonathan Diaz; 2016
Career - (22), Greg Legg

MOST SACRIFICE FLIES

Game - (2), Multiple Players, Last: Francisco Cervelli, Aug. 18, 2012 @ Rochester
Season - (10), David Doster; 1998
Career - (32), David Doster

MOST WALKS

Game - (5), Colin Curtis; April 12, 2012 @ Buffalo
Kosuke Fukudome; August 27, 2012 @ Lehigh Valley
Season - (93), Dan Johnson; 2013
Career - (317), Jon Zuber; 1998

MOST INTENTIONAL WALKS

Game - (2), Multiple Players
Season - (12), Marlon Anderson; 2000
Career - (18), Jon Zuber

MOST HIT BY PITCH

Game - (2), Multiple, Last: Cesar Puello, April 27, 2016 vs. Lehigh Valley
Season - (20), Chase Utley; 2002
Career - (59), Gene Schall

MOST STRIKEOUTS

Game - (4), Multiple Times, Last: Zack Zehner, April 14, 2018
Season - (166), Jorge Vazquez; 2011
Career - (444), Gene Schall

MOST STOLEN BASES

Game - (4), Marlon Anderson; May 14, 1998 @ Louisville
Season - (44), Tommy Barrett; 1989
Career - (82), Nick Punto

INDIVIDUAL HITTING RECORDS

HIGHEST BATTING AVERAGE (MIN 394 PLATE APP.)

Season - (.331), Danny Sandoval
Career - (.331), Danny Sandoval

HIGHEST SLUGGING PCT (MIN 394 PLATE APP.)

Season - (.577), Shelley Duncan; 2007
Career - (.640), Ryan Howard

HIGHEST ON BASE PCT. (MIN 394 PLATE APP.)

Season - (.421), Jon Zuber, 1997 & 1999
Career - (.421), Ryan Howard

MOST GROUND INTO DP

Game - (3), Keith Miller; May 26, 1989 vs. Louisville
Eric Duncan; April 28, 2009 vs. Lehigh Valley
Season - (25), Chris Coste; 2005

LONGEST BATTING STREAK

(27), Pablo Ozuna; July 27 - August 24, 2004

LONGEST ON-BASE STREAK

(32), Brandon Drury; April 25 - June 11, 2018



General Information

2021 Field Staff

2021 RailRiders

2021 Triple-A East

2019 Review

All-Time Roster & Stats

SWB Records

Additional Information

TEAM HITTING RECORDS

MOST GAMES

Season - (146); 1990

PLAYERS

Most Season - (84); 2019

Fewest Season - (37); 1990

Most Roster Moves - (340); 2019

MOST AT-BATS

Game - (70), July 25, 2013 vs Toledo

Season - (4,947); 2001

MOST RUNS

Inning - (12), 2x, Last: July 20, 2016 @ Charlotte; 6th inning

Inning, Opponent - (13), May 13, 2000 @ Durham; 5th Inning

Game - (26), May 31, 1998 @ Toledo

Game, Opponent - (26), April 29, 1989 @ Pawtucket

Game, Combined - (37), July 25, 2004 vs. Toledo

Opening Game - (11), April 9, 2009 vs. Lehigh Valley

Shutout Game - (19), May 13, 1999 @ Norfolk

Shutout Game, Opponent - (15), August 18, 1999 vs. Pawtucket

Most Players Scoring Runs, Game - (11), August 10, 1994 @ Toledo

Season - (786); 2019

Fewest, Season - (547); 1989

Consecutive Innings, without scoring - (45.0), May 9-15, 2008

MOST HITS

Game - (27), May 31, 1998 @ Toledo

Game Opp. - (24), July 16, 1996 @ Pawtucket

Game, Combined - (41), July 25, 2004 vs. Toledo

Inning - (10), September 5, 1998 vs Pawtucket (1st Inning)

Season - (1,380); 2005

Fewest Season - (1,136); 1992

MOST SINGLES

Game - (16); 9x, last July 25, 2013 vs Toledo

Season - (971); 2005

MOST DOUBLES

Game - (11), August 10, 1997 @ Syracuse

Season - (303); 1997

Fewest, Season - (184); 1993

MOST TRIPLES

Game - (4), July 14, 2002 vs. Rochester

Season - (59); 1991

Fewest Season - (19); 2003

MOST HOME RUNS

Game - (7), May 31, 1998 @ Toledo

Game, Opponent - (6), August 8, 2000 @ Syracuse

August 22, 2004 vs. Buffalo

July 17, 2005 @ Columbus

Most Consecutive Games, 1+ HR - (10), July 12-21, 1997

Most Consecutive Games, 0 HR - (14), July 15-26, 1989

Season - (212); 2019

Fewest, Season - (71); 1989

Most at Home, Season - (109); 2019

Most on Road, Season - (107); 1998

Grand Slams, Inning - (1), Multiple Times

Grand Slams, Game - (1), Multiple Times

Grand Slams, Season - (8); 2019

MOST EXTRA-BASE HITS

Game - (14), May 31, 1998 @ Toledo

Season - (530); 2019

TERM HITTING RECORDS

MOST TOTAL BASES

Game - (55), May 31, 1998 @ Toledo
Season - (2,282); 2019

MOST RUNS BATTED IN

Game - (24), May 31, 1998 @ Toledo
Season - (741); 2019

MOST SACRIFICE HITS

Game - (4), Several Times

MOST SACRIFICE FLIES

Game - (5), April 12, 2005 vs. Richmond

MOST WALKS

Game - (14), August 17, 1998 @ Buffalo
Season - (652), 2002

MOST INTENTIONAL WALKS

Game - (4), July 13, 2001 @ Pawtucket
Season - (36), 1989

MOST HIT BY PITCH

Game - (5), July 29, 2002 vs. Syracuse

MOST STRIKEOUTS

Game - (18); April 28, 2014 @ Durham
Season - (1,147); 2011
Fewest, Season - (727); 1993

MOST STOLEN BASES

Game - (7); June 6, 2008 vs. Norfolk
Opponent - (9); May 4, 2009 @ Indianapolis
Season - (139); 2000

HIGHEST BATTING AVERAGE

Season - (.283); 2005

LOWEST BATTING AVERAGE

Season - (.249); 1994

HIGHEST SLUGGING PERCENTAGE

Season - (.484); 2019

LOWEST SLUGGING PERCENTAGE

Season - (.360); 1990

HIGHEST ON BASE PERCENTAGE

Season - (.351), 2019

LOWEST ON BASE PERCENTAGE

Season - (.317), 2003

MOST GDP'S

Game - (5), 3x, Last: April 24, 2016 @ Syracuse
Season - (149); 2000
Fewest, Season - (96); 1989

PINCH-HITTING RECORDS

MOST AT-BATS

Season - (26), Eric Fox; 1997
Career - (43), Greg Legg

MOST HITS

Season - (5), David Francia; 2002
Career - (8), Greg Legg

MOST HOME RUNS

Season - (2), Floyd Rayford; 1989
Career - (2), Floyd Rayford & Scott Wade

MOST RUNS BATTED IN

Season - (12), Floyd Rayford; 1989
Career - (15), Floyd Rayford

General Information

2021 Field Staff

2021 RailRiders

2021 Triple-A East

2019 Review

All-Time Roster & Stats

SWB Records

Additional Information

INDIVIDUAL PITCHING RECORDS

MOST GAMES

Season - (68), Bob Ayrault; 1991
Chuck Ricci; 1995
Career - (150), Dan Giese

MOST GAMES STARTED

Season - (29), Blaise Ilsley; 1995
Carlton Loewer; 1997
Eric Junge; 2002
Career - (75), Kei Igawa

MOST COMPLETE GAMES

Season - (6), Andy Ashby; 1991
Career - (12), Tyler Green

MOST INNINGS PITCHED

Game - (10.1), Dennis Springer; August 13, 1995
Season - (185.1), Blaise Ilsley; 1995
Season, Reliever - (98.2), Bob Ayrault; 1991
Career - (476.2), Kei Igawa

MOST HITS ALLOWED

Game - (16), Brody Koerner; August 9, 2019 vs. Gwinnett
Shutout Game - (11), Rod Bolton; August 10, 1999 vs. Rochester
Season - (211), Calvin Maduro; 1998
Career - (512), Pat Combs

FEWEST HITS ALLOWED

7-Inning Game - (0) Ben Rivera; July 25, 1992 vs. Pawtucket
Tyler Green; July 4, 1993 vs. Ottawa
Robert Ellis; June 6, 2004 vs. Louisville
9-Inning Game - (0) Jeremy Cummings, Sept. 3, 2006 @ Rochester
(1) Pat Combs; August 19, 1989 @ Pawtucket
Andy Ashby; July 22, 1991 vs. Richmond
John Burgos; August 16, 1991 vs. Columbus
Brett Myers; April 25, 2002 vs. Toledo
Chad Green; July 14, 2016 @ Gwinnett

MOST RUNS ALLOWED

Game - (11), Jaron Long, June 25, 2015 vs. Louisville
John Martin; April 29, 1989 @ Pawtucket
Clay Condrey; July 25, 2004 vs. Toledo
Season - (123), Calvin Maduro; 1998
Career - (289), Pat Combs

MOST EARNED RUNS ALLOWED

Game - (11), Jaron Long, June 25, 2015 vs. Louisville
Clay Condrey; July 25, 2004 vs. Toledo
Season - (118), Calvin Maduro; 1998
Career - (251), Tyler Green

MOST CONSECUTIVE SCORELESS INNINGS

(29.2), Jordan Montgomery; August 7-31, 2016

MOST CONSECUTIVE BATTERS RETIRED

(24), Robert Gaddy; August 29, 1994 vs Norfolk

MOST HOME RUNS ALLOWED

Game - (6), Nelson Figueroa; August 8, 2000 @ Syracuse
Season - (28), Calvin Maduro; 1998
Career - (55), Tyler Green & Kei Igawa

INDIVIDUAL PITCHING RECORDS

MOST WALKS

Game (11), Chuck Malone; May 11, 1991 @ Tidewater
Season - (78), Jason Grimsley & C. Malone; 1990
Career - (191), Pat Combs
Consecutive Innings, no walks - (39.1), Brett Myers June 14-18, 2002

MOST STRIKEOUTS

Game, RHP - (15), Joel Bennett; April 27, 1999 @ Buffalo
Game, LHP - (14), Cole Hamels; April 17 @ Norfolk
Consecutive (Game) - (11), Jonathan Holder; August 28, 2016 @ Rochester
Season - (152), Carlton Loewer; 1997
Career - (373); Kei Igawa

MOST HIT BATSMEN

Game - (4), Gavin Floyd, June 23 @ Buffalo
Season - (19), Gavin Floyd; 2005
Career - (31), Gavin Floyd

MOST WILD PITCHES

Game - (4), Jose DeJesus; May 21, 1990 vs. Oklahoma City
Bruce Ruffin; April 25, 1989 @ Richmond
Ivan Nova; July 7, 2011 vs. Buffalo
Season - (21), Paul Fletcher; 1993
Career - (37), Paul Fletcher

MOST WINS

Season, RHP - (14), Joe Roa; 2002
Season, LHP - (14), Kei Igawa; 2008
Season, Reliever - (12), Dan Giese; 2004
Consecutive - (14), Joe Roa; April 8 - July 6, 2002
Career - (33), Kei Igawa
At Home, Season - (10), Evan Thomas; 2000
On Road, Season - (8), Kyle Abbott; 1993
At Home, Career - (19); Kei Igawa
On Road, Career - (14); Kei Igawa

HIGHEST WINNING PERCENTAGE (10 OR MORE DEC.)

Season - (1.000), Joe Roa (14-0); 2002
Career - (1.000), Joe Roa (14-0)

MOST LOSSES

Season - (16), Gordon Dillard; 1989
Tyler Green; 1994
Season, Reliever - (9), Brad Moore; 1989
Career - (41), Tyler Green
Consecutive - (15), Pat Combs, August 27, 1992 - June 8, 1994
At Home, Season - (8), Tim Mauser; 1991
Robert Gaddy; 1994
On Road, Season - (11), Gordon Dillard; 1989
At Home, Career - (18), Tyler Green
On Road, Career - (23), Tyler Green

MOST SHUTOUTS

Season - (3), Andy Ashby; 1991
Career - (4), Brad Brink

MOST SAVES

Season - (43), Jonathan Albaladejo; 2010
Career - (54), Jonathan Albaladejo

LOWEST ERA (MINIMUM 115.0 IP)

Season - (2.03), Brian Mazone; 2006
Career - (2.03), Brian Mazone

General Information

2021 Field Staff

2021 Hallriders

2021 Triple-A East

2019 Review

All-Time Roster & Stats

SWR Records

Additional Information

TERM PITCHING RECORDS

NUMBER OF PITCHERS, GAME

Most - (8); April 5, 2002 @ Pawtucket

MOST COMPLETE GAMES

Season - (20); 1989 and 1997

MOST INNINGS

Game - (20) July 7, 2013-vs Toledo

Season - (1,300.1); 2001

Fewest, Season - (1,188.1); 2018

Playoff Game - (19), September 9, 2001 @ Buffalo

MOST HITS ALLOWED

Game - (24), June 25, 2015 vs. Louisville

July 16, 1996 @ Pawtucket

Season - (1,373); 1998

Fewest, Season - (1,056); 2018

MOST RUNS ALLOWED

Inning - (13), May 13, 2000 @ Durham

Game - (26), April 29, 1989 @ Pawtucket

Season - (751); 1998

Fewest, Season - (499); 1992

MOST EARNED RUNS ALLOWED

Season - (681); 1998

Fewest, Season - (437); 1992

MOST CONSECUTIVE SCORELESS INNINGS

(32.1); June 23-28, 2007

MOST HOME RUNS ALLOWED

Game - (6), August 8, 2000 @ Syracuse

August 22, 2004 vs. Buffalo

May 25, 2008 @ Pawtucket

April 25, 2009 @ Rochester

Season - (178); 2019

Fewest, Season - (83); 1992



TERM PITCHING RECORDS

MOST WALKS

Game - (16), May 11, 1991
Season - (609); 1991
Fewest, Season - (334); 2003

MOST STRIKEOUTS

Game - (22), August 19, 2016 vs. Pawtucket
Game, Extra-Innings - (22), August 28, 2016 @ Rochester
Bullpen, Game - (14), August 28, 2016 @ Rochester
Season - (1,319); 2019
Fewest, Season - (802); 1989

MOST HIT BATSMEN

Game - (5); May 20, 2002 @ Durham
June 23, 2006 @ Buffalo
Season - (74); 2007
Fewest, Season - (25); 2016

MOST WILD PITCHES

Game - (7); July 18, 2001 @ Columbus
Season - (88); 2011
Fewest, Season - (37); 2002

MOST WINS

Season - (91); 2002 & 2016
Fewest, Season - (62); 1993 & 1994

MOST LOSSES

Season - (80); 1993 & 1994
Fewest, Season - (52); 2016

MOST SHUTOUTS

Season, Won - (24); 2016
Season, Lost - (14); 1989
Fewest Won, Season - (4); 1996 & 2005

MOST SAVES

Season - (58); 2010
Fewest, Season - (26); 1994

LOWEST ERA

Season - (2.98); 2016

HIGHEST ERA

Season - (4.94); 2019



MISCELLANEOUS RECORDS

FIELDING ERRORS

Game - (6); May 17, 1997 @ Syracuse
July 4, 1997 vs. Rochester
Game, Both Clubs - (11)
April 30, 1996 vs. Richmond
Most, Season - (155), 1994
Fewest, Season - (67), 2011
Player, Season - (38), Kim Batiste; 1991
Player, Career - (63), David Doster

MOST PASSED BALLS

Season - (21), 2016

FEWEST PASSED BALLS

Season - (4), 2002

OLDEST PLAYER

Larry Andersen; 45 years, 236 days (2007)

YOUNGEST PLAYER

Jesus Garces, 18 years, 364 days (1991)

WON-LOST PERCENTAGE

Highest, Season - (.636); 2016
Lowest, Season - (.437); 2x, Last: 1994

MOST GAMES WON

Season - (91); 2x, Last: 2016
Consecutive, Season - (11), April 9-19, 2009
Fewest, Season - (62); 2x, Last: 1994

MOST GAMES LOST

Season - (80); 2x, Last: 1994
Consecutive, Season - (10), August 18-26, 1990
Fewest, Season - (52); 2016

MOST HOME GAMES WON

Season - (56); 1992
Consecutive - (14), May 22-June 11, 1992
Fewest, Season - (31), 1994

MOST ROAD GAMES WON

Season - (47); 2016
Consecutive - (12), June 26-July 17, 2016
Fewest, Season - (25); 1989

MOST HOME GAMES LOST

Season - (40); 1994
Consecutive - (7), August 8 - September 1, 1990 &
April 23 - May 15, 1991
Fewest, Season - (22); 1992

MOST ROAD GAMES LOST

Season - (54); 1989
Consecutive - (12), June 20-July 17, 1993
Fewest, Season - (25); 2016

LARGEST MARGIN OF VICTORY

Game - (22); May 31, 1998 @ Toledo

LARGEST MARGIN OF DEFEAT

Game - (23), April 29, 1989 @ Pawtucket

LARGEST COMEBACK

Game - (8), August 23, 2000 vs. Buffalo
(Trailed 8-0 in 1st; Won 10-9)

LONGEST GAMES

Innings, Home - (20); July 25, 2013 vs Toledo
Innings, Road - (17); May 12, 1994 @ Richmond
Time (7 innings) - (3:02); April 8, 1990 vs. Rochester
Time (9 innings) - (4:04); Sept. 1, 2000 vs. Pawtucket
Time, Home - (5:26); July 25, 2013 vs Toledo
Time, Road - (5:07); May 12, 1994 @ Richmond
July 16, 2004 @ Buffalo (G2)

SHORTEST GAMES

Time Home - (1:28), April 28 vs. Syracuse (7 inn.)
Time, Road - (1:30), May 4, 1994 @ Charlotte (7 inn.)
Time, (9 inn) - (1:38); April 4, 2002 @ Ottawa
Time, (7 inn) - (1:28), April 28, 2003 vs. Syracuse



SWB PLAYOFF RECORDS

INDIVIDUAL HITTING (GAME)

Most At-Bats	9	R. Taylor, S. Sisco, P.J.Forbes, C. Gubanich @ Buffalo 9/9/01
Most Hits	4	2x, Last: R. Navarro @ Lehigh Valley, 9/7/18
Most Doubles	2	Multiple Times, Last: G. Urshela vs. Durham, 9/12/18
Most Triples	1	Multiple Times, Last: M. Payton vs. Lehigh Valley, 9/6/18
Most Home Runs	2	P. Burrell @ Charlotte, 9/8/99
Most Extra Base Hits	2	Multiple Times, Last: G. Katoh @ Durham, 9/4/19
Most Total Bases	10	P. Burrell @ Charlotte, 9/8/99
Most RBI	6	J. Miranda @ Durham, 9/12/08
Most Runs	4	C. Basack @ Durham, 9/12/08
Most Walks	3	Last: D. Bernier vs. Gwinnett, 9/12/09
Most Intentional Walks	2	G. Alexander vs. Columbus, 9/15/92
Most Times HBP	2	2x, Last: K. Woods vs. Indianapolis, 9/12/00
Most GIDP	2	K. Woods @ Buffalo, 9/9/00
Most Strikeouts	5	J. Vazquez @ Columbus, 9/9/10
Most SB	3	2x, Last: R. Gorecki @ Columbus, 9/9/10
Most CS	2	J. Francia vs. Richmond, 9/7/07

TEAM HITTING (GAME)

Most Runs (9 Innings)	20	@ Durham, 9/12/08
Most Runs (Extra Innings)	9	@ Columbus, 9/17/92
Fewest Runs	0	6x, Last: @ Durham, 9/12/17 @ Durham
Most Runs (Inning)	8	@ Durham, 9/12/08
Most Hits	18	@ Durham, 9/12/08
Fewest Hits	1	2x, Last: vs. Rochester, 9/9/06 & vs. Columbus, 9/10/10
Most Doubles	5	Multiple Times, Last: @ Durham, 9/12/08
Most Triples	2	2x, Last: @ Buffalo, 9/6/02 & vs. Columbus, 9/11/10
Most HR	4	@ Charlotte, 9/8/99
Most Extra-Base Hits	7	@ Pawtucket, 9/3/08 (4 2B, 3 HR)
Most SB	3	Multiple Times, Last: @ Columbus, 9/9/10
Most Walks	10	@ Durham, 9/12/08
Most Intentional Walks	2	vs. Columbus, 9/15/92
Most HBP	2	4x, Last: vs. Durham, 9/15/17
Most Strikeouts	16	@ Gwinnett, 9/16/16
Most Strikeouts (Extra Innings)	18	@ Buffalo, 9/9/01
Most GIDP	2	Multiple Times, Last: @ Columbus, 9/8/10
Most Runners LOB	14	2x, Last: @ Lehigh Valley, 9/17/18
Fewest Runners LOB	1	vs. Pawtucket, 9/7/08
Most Opponents LOB	14	vs. Columbus, 9/9/10
Fewest Opponents LOB	3	vs. Buffalo, 9/7/00

MISCELLANEOUS

Largest Margin of Victory	18	@ Durham, 9/12/08
Largest Margin of Defeat	15	vs. Durham, 9/7/19
Largest Deficit Overcome	8	vs. Charlotte, 9/10/99
Most Combined Runs Scored	22	@ Durham, 9/12/08
Most Innings in a Game	19	@ Buffalo, 9/9/01
Longest Game Time (9 Innings)	3:31	vs. Charlotte, 9/10/99
Shortest Game Time (9 Innings)	1:54	vs. Lehigh Valley, 9/6/18
Longest Extra Inning Game	5:13	vs. Buffalo, 9/9/01
Most Stolen Bases Allowed	5	vs. Durham, 9/17/09
Largest Home Crowd	10,109	vs. Pawtucket, 9/11/92
Largest Road Crowd	12,109	@ Pawtucket, 9/2/12
Come From Behind Victories	14	Last: vs. Lehigh Valley, 9/9/17
Walkoff Wins	4	Last: vs. Gwinnett, 9/14/16
Last AB Victories	6	Last: @ Columbus, 9/9/10
Most Consecutive Scoreless IP	23.0	9/14/16 - 9/16/16

General Information

2021 Field Staff

2021 Railriders

2021 Triple-A East

2019 Review

All-Time Roster & Stats

SWB Records

Additional Information

SWB PLAYOFF RECORDS

INDIVIDUAL PITCHING (GAME)

Most Runs Allowed, Starter	9	H. Noesi vs. Columbus, 9/11/10
Most ER Allowed, Starter	9	H. Noesi vs. Columbus, 9/11/10
Most Hits Allowed	11	2x, Last: H. Noesi vs. Columbus, 9/11/10
Most HR Allowed, Starter	4	A. Schumaker @ Charlotte, 9/9/99
Most Extra Base Hits Allowed	6	A. Schumaker @ Charlotte, 9/9/99, (2 2B, 4HR)
Fewest Runs Allowed, Starter	0	Multiple Times, Last: D. German @ Durham, 9/13/17
Fewest Hits Allowed, Starter	1	D. German @ Durham, 9/13/17
Most Walks Allowed, Starter	4	Multiple Times, Last: M. King @ Durham, 9/6/19
Most Walks Allowed, Reliever	4	2x, Last: D. Garcia vs. Durham, 9/7/19
Most HBP's, Game	1	Multiple Times, Last: B. Koerner vs. Durham 9/7/19
Most Strikeouts, Game	12	P. Hughes @ Durham, 9/12/08
Most Innings Pitched (Starter)	9.0	N. Figueroa @ Indianapolis, 9/14/00
Most IP, Reliever	4.0	K. Igawa @ Durham, 9/16/09
Fewest IP, Starter	0.2	J. Montgomery vs. Gwinnett, 9/13/16
Most Wild Pitches, Game	2	2x, Last: N. Nelson vs. Durham 9/7/19
Most Consecutive Scoreless IP	10.0	P. Coke 9/8-9/14/16
Most Balks, Game	1	E. Thomas @ Indianapolis, 9/15/00

TEAM PITCHING (GAME)

Fewest Hits Allowed	3	2x, Last: @ Durham, 9/13/17
Fewest Runs Allowed	0	Multiple Times, Last: @ Durham, 9/13/17
Most Hits Allowed	18	vs. Charlotte, 9/12/99
Most Runs Allowed (Game)	17	vs. Durham, 9/7/19
Most Runs Allowed (Inning)	7	T4, vs. Columbus, 9/11/10
Most Strikeouts	15	@ Durham, 9/12/08
Most Walks	12	@ Columbus, 9/9/10
Fewest Walks	1	vs. Columbus, 9/11/10
Most Balks	1	@ Indianapolis, 9/15/00
Most Wild Pitches	2	vs. Durham, 9/7/19
Most IBB	3	@ Columbus, 9/17/92
Most HBP	2	Multiple Times, Last: Z. McAllister vs. Gwinnett, 9/12/09
Most Extra Base hits	6	@ Charlotte, 9/9/99 (2B-2 HR-4)
Most Doubles Allowed	3	2x, Last: vs. Durham, 9/7/19
Most Triples Allowed	1	Multiple Times, Last vs. Richmond, 9/7/07
Most HR's Allowed	4	@ Charlotte, 9/9/99

FIELDING (GAME)

Most Individual Chances	17	C. Stewart vs. Durham, 9/10/08
Most Putouts	17	C. Stewart vs. Durham, 9/10/08
Most Assists	7	Multiple Times, Last: L. Huff vs. Charlotte, 9/11/99
Most Errors (Individual)	2	Multiple Times, Last: D. Wathan vs. Rochester, 9/7/06
Most Errors (Team)	2	vs. Rochester, 9/7/06
Most Opponent Errors in a Game	4	vs. Buffalo, 9/9/00
Most DP Turned	2	Multiple Times, Last: vs. Durham, 9/10/08

SWB PLAYOFF RECORDS

MOST GAMES

Season - 9, Many Players
Career - 19, Juan Miranda

MOST HITS

Season - 16, Gary Alexander, 1992
Career - 21, Donovan Solano

HIGHEST AVERAGE

Season - .522, Pat Burrell, 1999
Career - .522, Pat Burrell

MOST AB

Season - 39, David Doster & Kenny Woods, 2000
Career - 74, Juan Miranda

MOST RUNS

Season - 9, Pat Burrell, 1999
Career - 10, Justin Christian & Donovan Solano

MOST DOUBLES

Season - 5, Gary Alexander, 1992
Career - 5, Gary Alexander & Donovan Solano

MOST TRIPLES

Season - 2, Kim Batiste, 1992
Career - 2, Kim Batiste, Jason Knupfer, Mark Payton

MOST HOME RUNS

Season - 3, Gary Alexander (1992), Pat Burrell (1999), Mike Ford (2018)
Career - 4, Mike Ford

MOST RBI

Season - 12, Gary Alexander, 1992
Career - 19, Juan Miranda

MOST STOLEN BASES

Season - 5, Justin Christian, 2008
Career - 5, Justin Christian

MOST WINS

Season; 2, (3x); Last: Giovanni Gallegos, 2016
Career; 3, Nelson Figueroa, Evan Thomas, Giovanni Gallegos

MOST LOSSES

Season - 1; Several Players
Career - 2; Kei Igawa, Brady Lail

LOWEST ERA (10 or more innings)

Season - 0.53, Nelson Figueroa, 2000
Career - 0.53, Nelson Figueroa

MOST SAVES

Season - 2, Kirk Bullinger, 2000
Career - 2, Kirk Bullinger

MOST INNINGS PITCHED

Season - 18.1, Evan Thomas, 2000
Career - 29.1, Brady Lail

MOST STRIKEOUTS

Season - 23, Phil Hughes, 2008
Career - 28, Brady Lail

General Information

2021 Field Staff

2021 RailRiders

2021 Triple-A East

2019 Review

All-Time Roster & Stats

SWB Records

Additional Information

YEARLY HITTING LEADERS

YR	AVG.		GAMES		AT-BATS		RUNS	
1989	Stanicek	.285	Miller	138	Miller	474	Miller	75
1990	Stanicek	.282	Rosario	143	Miller	508	Miller	82
1991	Schu	.321	Peguero	133	Peguero	506	Peguero	71
1992	Schu	.310	Alexander	120	Alexander	401	Castillo	59
1993	Rodriguez	.305	Longmire	120	Longmire	447	Amaro	76
1994	Schall	.285	Gilbert	141	Gilbert	547	Gilbert	81
1995	Jordan	.310	Gilbert	136	Gilbert	536	Gilbert	84
1996	Zuber	.311	Zuber	118	Zuber	412	Schall	66
1997	Zuber	.315	Relaford	131	Relaford	517	Zuber	85
1998	Anderson	.306	Doster	141	Doster	579	Anderson	104
1999	McMillon	.304	Magee	142	Magee	566	McMillon	97
2000	Anderson	.305	Rollins/Woods	133	Woods	512	Woods	89
2001	Forbes	.305	Orie	134	Forbes	514	Forbes	79
2002	Roberge	.300	Doster	143	Doster	579	Byrd	103
2003	Utley	.323	Valent/Chapman	134	Sefcik	492	Utley	80
2004	Collier	.326	Budzinski	135	Rushford	517	Budzinski	79
2005	Sandoval	.331	Coste	134	Coste	506	Victorino	93
2006	Ruiz	.307	Thurston	127	Thurston	479	Thurston	74
2007	Duncan, S	.295	Reese	115	Reese	433	Chavez, A	62
2008	Gardner	.296	Duncan, E	120	Duncan, E	437	Ransom	69
2009	Russo	.326	Jackson	132	Jackson	504	Duncan, S	85
2010	Montero/Nunez	.289	Montero	123	Nunez	464	Montero	66
2011	Parraz	.289	Parraz	126	Laird	462	Vazquez	67
2012	Mustelier	.303	Laird	130	Laird	503	Cust	63
2013	Neal	.325	D. Johnson	133	D. Johnson	459	D. Johnson	57
2014	Pirela	.305	Pirela	130	Pirela	535	Pirela	87
2015	Gamel	.300	Gamel	129	Gamel	500	Gamel	77
2016	Solano	.319	Solano	131	Solano	511	Gamel	80
2017	Solano	.282	Williams	106	Williams	399	Wade	68
2018	McBroom	.295	Ford	102	Ford	367	McBroom	49
2019	McBroom	.315	Amburgey	124	Amburgey	470	McBroom	87

YR	HITS		DOUBLES		TRIPLES		HOME RUNS	
1989	Miller	125	Stanicek	25	Bullock	8	Miller	13
1990	Miller	142	Miller	27	Morandini	10	Knabenschue	18
1991	Peguero	138	Schu	30	Peguero	9	Alexander	17
1992	Schu	124	Alexander	26	Batiste	6	Castillo	13
1993	Longmire	136	Longmire	36	Marsh	8	Manto	17
1994	Gilbert	139	Schall	35	Marsh	5	Schall	16
1995	Gilbert	141	Jordan	29	Tokheim	8	Schall	12
1996	Zuber	128	Battle	24	Butler/Otero	8	Schall	17
1997	Relaford	138	Zuber	37	Otero	5	Barron	18
1998	Anderson	176	Doster	38	Anderson	14	Magee	24
1999	Magee	160	McMillon	38	Frazier	7	Lovullo	21
2000	Woods	155	3 Tied	28	Rollins	11	Schall	21
2001	Forbes	157	Orie	34	Taylor	9	Valent	21
2002	Doster	171	Utley	39	Doster	10	Utley	17
2003	Utley	139	Chapman	36	Sefcik	4	Utley	18
2004	Ozuna	145	Rushford	30	Budzinski	15	Collier	14
2005	Victorino	153	Rushford	29	Victorino	16	Coste	20
2006	Thurston	135	Thurston	29	Thurston	9	Ruiz	16
2007	Chavez, A	125	Chavez, A/Duncan, E	26	Gonzalez	8	Duncan, S	25
2008	Ransom	108	Ransom	24	Gardner	11	Ransom	22
2009	Jackson	151	Miranda/Duncan, S	30	Jackson	9	Duncan, S	30
2010	Nunez	134	Montero	34	Corona/Golson/Gorecki	5	Montero	21
2011	Parraz	128	Parraz	28	Golson	7	Vazquez	32
2012	Laird	128	Laird	31	Dickerson	4	Cust	20
2013	D. Johnson	116	D. Johnson	26	Mesa	3	D. Johnson	21
2014	Pirela	163	Roller	24	Pirella	11	Almonte	18
2015	Gamel	150	Gamel/Refsnyder	28	Gamel	14	Roller	14
2016	Solano	163	Solano	33	Cave	6	Judge	19
2017	Solano/Wade/Williams	105	Solano	29	Fowler	8	Cave/Choi	15
2018	McBroom	106	Ford	21	Avelino	6	Ford	15
2019	McBroom	130	Amburgey	31	Wade	4	McBroom	26

YEARLY HITTING LEADERS

YR	RBI		WALKS		STRIKEOUTS		SB	
1989	Miller	62	Miller	75	Miller	101	Barrett	44
1990	Stanicek	76	Knabenshue	76	Knabenshue	108	Morandini	16
1991	Schu	57	Schu	50	Scarsone	81	Peguero	21
1992	Alexander	53	Schu/Dostal	45	Alexander	86	Peguero	14
1993	Manto	88	Manto	55	Longmire	71	Amaro	25
1994	Schall	89	Montoyo	74	Quinlan	91	Gilbert	20
1995	Tokheim	66	Gilbert	64	Gilbert	102	Holifield	21
1996	Schall	67	Zuber	58	Schall	92	Otero	15
1997	Doster	79	Zuber	79	Estalella	109	Relaford	29
1998	Anderson	86	Estalella	66	Held/Magee	102	Anderson	24
1999	Lovullo	106	Lovullo	78	Magee	124	Frazier	21
2000	Schall	80	Pritchett	56	Schall	94	Anderson/Rollins	24
2001	Valent	78	Orie	77	Michaels	126	Punto	33
2002	Doster	91	Punto	76	Byrd	98	Punto	42
2003	Chapman	82	Valent	60	Valent	102	Knupfer	13
2004	Ozuna	76	Machado	50	Budzinski	103	Ozuna	31
2005	Coste	89	Victorino	51	Budzinski	108	Victorino	17
2006	Ruiz	69	Scales	44	Kroeger	104	Roberson	25
2007	Duncan, S	79	Reese	54	Duncan, S	82	Thompson	24
2008	Ransom	71	Gardner	70	Ransom	115	Gardner	37
2009	Duncan, S	99	Duncan, S	64	Jackson	123	Jackson	24
2010	Montero	75	Montero	46	Golson	99	Nunez	23
2011	Vazquez	93	Parraz	42	Vazquez	166	Dickerson	18
2012	Laird	77	Cust	81	Cust	127	Dickerson	17
2013	D. Johnson	69	D. Johnson	93	Mesa	112	Mesa	13
2014	Almonte	69	Roller	49	Roller	125	Richardson	26
2015	Gamel	64	Roller	60	Roller	136	Gamel	13
2016	Solano	67	Diaz, J./Judge	47	Judge	98	Gamel	19
2017	Choi	69	Choi	39	Rodriguez	134	Wade	26
2018	Ford	52	Wade/Ford	37	McBroom	106	Wade	11
2019	McBroom	66	McBroom	58	Amburey	112	Burns	14



YEARLY PITCHING LEADERS

YR	WINS		LOSSES		ERA (Min. 115.0 inn.)		GAMES	
1989	Maddux/Ritchie	7	Dillard	16	Maddux	3.66	Moore	61
1990	Frohworth	9	Scanlan	11	Grimley	3.93	Frohworth	67
1991	Ashby	11	Ashby/Mausier	11	Ashby	3.46	Ayrault	68
1992	Weston	10	Combs	7	Weston	3.16	Sims	44
1993	Abbott	12	Abbott	10	Abbott	3.95	Patterson	62
1994	Gaddy	9	Green	16	Gaddy	3.59	Patterson	52
1995	Springer	10	Springer	11	Deshaies	3.45	Ricci	68
1996	Crawford	9	Elliott	11	Crawford	4.54	Wiegandt	46
1997	Winston	7	Loewer	13	Loewer	4.60	Holman	48
1998	Maduro	12	Maduro	9	Nye	4.05	Troutman	43
1999	Bolton	11	Bolton/Johnson	10	Bolton	3.82	Scott	57
2000	Thomas	13	Thomas	10	Thomas	3.53	Johnson	56
2001	Duckworth	13	Thomas	13	Duckworth	2.63	Boyd	52
2002	Roa	14	Three with	6	Junge	3.54	Serrano/Wedel	43
2003	Madson	12	Hancock/Telemaco	9	Telemaco	3.24	Crowell	54
2004	Giese	12	Condrey	9	Yarnall	3.97	Giese	54
2005	Bacsik/Condrey	7	Bacsik	10	Condrey	4.15	Perez	58
2006	Mazone	13	White	9	Mazone	2.03	Cameron	45
2007	DeSalvo	9	Jackson	8	DeSalvo	2.70	Brower	38
2008	Igawa	14	Marquez	7	Igawa	3.45	Strickland	52
2009	Igawa	10	Igawa	8	Igawa	4.15	Claggett	39
2010	Nova	12	McAllister	10	Nova	2.86	Albaladejo	57
2011	Mitchell	13	Mitchell	9	Mitchell	3.18	Whelan	45
2012	Ortiz	13	Warren	9	Ortiz	3.45	Cedeno	53
2013	Bootcheck	10	Marshall	10	Bootcheck	3.69	Miller	43
2014	Leroux/Miller	6	Gordon/Tracy	6	Billings	5.06	Miller	36
2015	Davies	11	Davies	8	Davies	3.30	Rumbelow	37
2016	Severino	8	Green/Lail	6	Green	1.52	Webb	36
2017	Adams	11	Cessa	6	Adams	2.89	Jones	44
2018	Espinal	7	Rogers	8	Cortes	3.71	Espinal	41
2019	Feyereisen	10	Camarena	8	Adams	4.63	Feyereisen	40

YR	STARTS		COMPLETE GAMES		SHUTOUTS		SAVES	
1989	Dillard	26	O'Neal	5	O'Neal	2	Frohworth	7
1990	Scanlan	23	Mausier	4	Mausier/Ritchie	1	Frohworth	21
1991	Ashby	26	Ashby	6	Ashby	3	Baller	17
1992	Weston	24	Brink	5	Brink	2	Baller	22
1993	Abbott	27	Green	4	Brink	2	Mausier	10
1994	Green	26	Gaddy	5	Gaddy	2	Ricci	6
1995	Ilsey	29	Springer	4	Three with	1	Ricci	25
1996	Crawford	25	Crawford	3	Crawford	1	Blazier/Heflin	12
1997	Loewer	29	Loewer/Grace	4	Ruffcorn	2	Heflin	13
1998	Maduro	27	Loewer	5	Loewer/Nye	2	Scott	10
1999	Bolton	24	Bolton	4	Bolton	2	Grahe/Scott	10
2000	Thomas	27	Brownson	4	Thomas	2	Bullinger	12
2001	Duckworth	20	Figueroa	3	Duckworth	1	Boyd	12
2002	Junge	29	Myers	4	Myers	1	Zamora	15
2003	Hancock	27	Telemaco	3	Hancock/Telemaco	2	Gomes	14
2004	Condrey	27	Condrey/Powell	2	Ellis/Powell	1	Crowell	16
2005	Bacsik	27	Condrey	2	N/A	0	Perez	23
2006	Cummings	25	Floyd/Brito	2	Brito/Cummings/Hamels	1	Sanches	19
2007	DeSalvo	20	N/A	0	N/A	0	Brower	21
2008	Igawa	24	McCutchen/Igawa	2	McCutchen	2	Strickland	15
2009	Igawa	26	Severino	1	Wang	1	Albaladejo	11
2010	McAllister	24	Severino	1	N/A	0	Albaladejo	43
2011	Warren	27	Mitchell	3	Mitchell	2	Whelan	23
2012	Ortiz	27	Warren	2	Warren	1	Whelan	12
2013	Marshall	25	Bootcheck	2	N/A	0	Miller	6
2014	Billings	15	Billings/Leroux	1	N/A	0	Daley	9
2015	Davies	26	Mitchell/Hebert	1	Hebert	1	Ramirez	10
2016	Haynes	18	Cessa/Haynes/Swarzak	1	Cessa	1	Swarzak	7
2017	Lail	22	Cortes/C. Smith	1	C. Smith	1	Frieri	7
2018	Adams	23	Adams	2	Rogers	1	Carroll	9
2019	Koerner/Camarena	16	3 Tied With	1	Adams	1	Harvey	9

YEARLY PITCHING LEADERS

YR	INNINGS	HITS	RUNS	ER
1989	Dillard	157.2	Dillard	92
1990	Scanlan	130.0	Scanlan	79
1991	Ashby	161.1	Ashby	78
1992	Weston	170.2	Weston	60
1993	Abbott	173.0	Abbott	85
1994	Gaddy	165.1	Green	110
1995	Illesley	185.1	Springer	101
1996	Crawford	158.2	Crawford	87
1997	Loewer	184.0	Loewer	120
1998	Maduro	177.2	Maduro	123
1999	Bolton	153.0	Johnson	83
2000	Thomas	171.0	Bowers	73
2001	Duckworth	147.0	Thomas	68
2002	Junge	180.2	Junge	77
2003	Hancock	165.2	Hancock	78
2004	Condrey	155.0	Condrey	106
2005	Bacsik	160.1	Floyd	103
2006	Brito	147.2	Cummings	64
2007	DeSalvo	113.1	Jackson	57
2008	Igawa	156.1	Igawa	65
2009	Igawa	145.1	Igawa	75
2010	Nova	145.0	McAllister	82
2011	Mitchell	161.1	Warren	68
2012	Ortiz	169.1	Ortiz	75
2013	Marshall	138.2	Marshall	88
2014	Billings	80.0	Billings	49
2015	Davies	152.2	Davies	61
2016	Haynes	95.2	Haynes	60
2017	Lail	132.1	Lail	80
2018	Adams	113.0	Adams	65
2019	Koerner	112.0	Koerner	80

YR	HR	WALKS	STRIKEOUTS	WP
1989	Dillard	20	Dillard	64
1990	Scanlan	11	Grimsley/Malone	78
1991	Ashby	12	Ashby	60
1992	Brink	15	Mauser	45
1993	Abbott/Fletcher	21	Abbott	62
1994	Green	25	Green	77
1995	Springer	19	Gaddy	56
1996	Grott	18	Crawford	63
1997	Loewer/Nye	20	Maduro	57
1998	Maduro	28	Maduro	68
1999	Shumaker	15	Bolton	52
2000	Bowers	19	Thomas	50
2001	Duckworth/Thomas	14	Beltran/Zamora	41
2002	Junge	16	Junge	67
2003	Telemaco	15	Hancock	46
2004	Condrey	23	Yarnall	56
2005	Bacsik	23	Floyd	66
2006	Cummings	18	Brito	55
2007	Jackson	11	DeSalvo	56
2008	Igawa	15	Igawa	45
2009	Igawa	21	Igawa	40
2010	McAllister	20	Sanchez	58
2011	Mitchell	13	Brackman	75
2012	Ortiz	18	Betances	69
2013	Marshall	17	Marshall	68
2014	Billings	9	Turley	43
2015	Davies	8	Mitchell/Davies	37
2016	Haynes	13	Haynes	42
2017	Lail	19	Adams	43
2018	Adams	16	Adams	58
2019	Camarena	21	Adams	38

General Information

2021 Field Staff

2021 Halliders

2021 Triple-A East

2019 Review

All-Time Roster & Stats

SWR Records

Additional Information

CAREER HITTING TOP-10

GAMES		AT-BATS		AVG. (394 PA)		HITS	
Doster	604	Doster	2,340	Collier	.326	Doster	665
Schall	588	Schall	2,075	Howard	.326	Zuber	590
Zuber	554	Zuber	1,932	Schu	.315	Schall	587
Legg	473	Magee Jr.	1,615	Victorino	.310	Magee Jr.	454
Magee Jr.	420	Russo	1,537	Ozuna	.308	Russo	438
Valent	391	Legg	1,498	Anderson	.306	Legg	402
Russo	385	Valent	1,444	McBroom	.306	Valent	357
Duncan, E	328	Marsh	1,217	Zuber	.305	Forbes	346
Rushford	327	Rushford	1,207	Christian	.304	Rushford	346
Forbes	323	Forbes	1,203	Ruiz/Solano	.303	Marsh	339

SINGLES		DOUBLES		TRIPLES		HR	
Doster	436	Doster	147	Budzinski	23	Schall	86
Zuber	424	Schall	133	Doster	23	Duncan	67
Schall	352	Zuber	125	Anderson	22	Magee Jr.	65
Russo	341	Magee Jr.	101	Marsh	20	Doster	59
Legg	325	Valent	91	Gamel	19	Estalella	51
Magee Jr.	275	Marsh	76	Zuber	18	Vazquez	50
Forbes	265	Russo	74	Taylor	17	Miranda	46
Rushford	245	Utley	73	Schall	16	Ford	45
Valent	218	Estalella	72	Victorino	16	Valent	42
Roberge	216	Rushford	72	Gardner	14	Utley	41

EXTRA-BASE HITS		TOTAL BASES		RUNS		RBI	
Schall	235	Doster	1,035	Doster	346	Schall	381
Doster	229	Schall	1,010	Zuber	316	Doster	368
Magee Jr.	179	Zuber	820	Schall	315	Zuber	283
Zuber	166	Magee Jr.	776	Magee Jr.	262	Magee Jr.	234
Valent	139	Valent	586	Russo	202	Duncan	222
Marsh	135	Marsh	572	Legg	196	Valent	213
Duncan, S.	131	Russo	568	Valent	196	Marsh	188
Estalella	126	Duncan, S.	540	Duncan, S.	181	Estalella	184
Burton	119	Miranda	525	Estalella	177	Miranda	177
Utley	118	Legg	506	Utley	176	Utley	172

ON BASE %		SLUGGING %		SACRIFICE FLIES		SAC HITS	
Howard	.421	Howard	.640	Doster	32	Legg	22
Zuber	.402	Duncan, S	.544	Schall	23	Budzinski	17
Russo	.397	Victorino	.534	Magee Jr.	19	Flores	17
Schu	.395	Barron	.528	Zuber	17	Diaz	16
Orie	.394	Vazquez	.520	Lieberthal	15	Medrano	16
Gardner	.391	Collier	.517	Utley	14	Doster	15
Robertson	.384	Ford	.514	McMillon	13	Montoyo	15
Collier	.383	McBroom	.513	Valent	13	Hannahan	15
Montoyo	.382	Manto	.503	Laird	13	Knupfer/Sosa	14
Victorino	.377	McMillon	.498	Russo	13	Millette/Thurston	14

WALKS		STRIKEOUTS		HBP		SB	
Zuber	317	Schall	444	Schall	59	Punto	82
Schall	259	Doster	351	Utley	31	Gardner	61
Doster	185	Magee Jr.	329	Doster	22	Doster	58
Legg	181	Valent	301	Russo	21	Taylor	54
Estalella	178	Russo	295	Lieberthal	19	Wade	50
Magee Jr.	160	Estalella	268	Cervelli	17	Russo	49
Valent	158	Vazquez	261	Hinch	17	Anderson	48
Miller	151	Duncan, E	263	Russo	17	Barrett	44
Punto	151	Zuber	253	Bieser/Estalella/	16	Christian	39
Duncan, S.	150	Miranda	251	Hannahan		Relaford/Gilbert	36

CAREER PITCHING TOP-10

GAMES		GAMES STARTED		INNINGS PITCHED		COMPLETE GAMES	
Giese	150	Combs	73	Combs	453.1	Green, T.	12
Crowell	144	Igawa	71	Igawa	447.0	Loewer	9
Fletcher	132	Thomas	67	Green, T.	413.1	Ashby	7
Patterson	125	Nye	63	Thomas	397.0	Brink	7
Geary	122	Green, T.	61	Nye	395.1	Combs	7
Fesh	117	Adams	59	Fletcher	362.0	Grace	7
Mausner	116	Telemaco	54	Mausner	347.1	Maduro	6
Sharts	113	Warren	54	Condrey	338.2	Several Tied At	5
Baller	105	Condrey	51	Telemaco	331.1		
Ricci	102	Williams/Lail	46	Lail	321.0		

WINS		LOSSES		SAVES		ERA (min. 115.0 IP)	
Igawa	33	Green, T.	41	Albaladejo	54	Mazone	2.04
Thomas	26	Combs	33	Baller	39	Kennedy	2.14
Giese	23	Thomas	25	Whelan	37	Gallegos	2.19
Nye	23	Mausner	24	Ricci	31	Nickle	2.21
Green, T.	21	Gaddy	23	Frohwirth	28	Green, C.	2.24
Mausner/Lail	21	Nye	22	Crowell	27	Duckworth	2.72
Williams	20	Fletcher	22	Heflin	25	Jacquez	2.74
Combs/Condrey		Igawa	22	Perez	23	Frohwirth	2.81
Telemaco		Lail	20	Brower	21	Cortes	2.93
				Gomes	21	Whitley/Beltran	2.96

RUNS		EARNED RUNS		STRIKEOUTS		WALKS	
Combs	289	Green, T.	251	Igawa	373	Combs	191
Green, T.	280	Combs	246	Nye	317	Green, T.	185
Nye	236	Nye	212	Fletcher	282	Gaddy	159
Fletcher	218	Igawa	199	Thomas	281	Fletcher	144
Igawa	215	Fletcher	188	Combs	277	Mausner	139
Lail	200	Lail	186	Green, T.	268	Nye	131
Thomas	199	Thomas	185	Telemaco	248	Thomas	129
Gaddy	193	Condrey	176	Mausner	229	Maduro	125
Condrey	184	Floyd	165	Lail	228	Igawa	123
Floyd	179	Maduro	162	Loewer/Geary	221	Lail	120

HITS		HR		HBP		WILD PITCHES	
Combs	512	Igawa	57	Floyd	31	Fletcher	37
Igawa	451	Green, T.	55	Green, T.	23	Green, T.	29
Green, T.	446	Nye	46	White	19	Combs	26
Nye	422	Combs	43	Fletcher	17	Gaddy	24
Condrey	406	Lail	43	Gaddy	16	Floyd	20
Thomas	401	Fletcher	41	Adams	16	Grimmley	20
Fletcher	352	Maduro	38	Bean	14	Baller	19
Lail	344	Thomas	38	Lee	14	Brackman	19
Gaddy	315	Condrey	37	Nye	14	Mitchell	18
Floyd	311	Junge/Telemaco/Adams	36	Juden/Thomas/Combs	13	Patterson	17

SHUTOUTS		RELIEF APP.		RELIEF WINS	
Brink	4	Giese	140	Giese	19
Ashby	3	Crowell	133	Feyereisen	18
Bolton/Fletcher	2	Patterson	123	Patterson	14
Gaddy/McCutchen		Fesh	117	Ayrault	13
Loewer/Powell		Sharts	109	Frohwirth	12
O'Neal/Hancock		Geary	108	Geary	12
Ritchie/Telemaco		Baller	104	Gallegos	11
Ruffcorn/Nye/Mitchell		Ricci	101	Webb	11
Thomas/Williams		Feyereisen	101	Mausner	11
		Wiegandt	100	Scott	11

General Information

2021 Field Staff

2021 Bullpens

2021 Triple-A East

2019 Review

All-Time Roster & Stats

SWR Records

Additional Information

MISCELLANEOUS INFORMATION



GRAND SLAM HISTORY

1989 Keith Miller Greg Legg Floyd Rayford	April 19 @ Syracuse May 15 vs Oklahoma City June 24 vs Tidewater (PH)	2005 Shane Victorino Chris Coste Ryan Howard Anthony Medrano Jorge Padilla	May 10 vs. Pawtucket May 15 @ Rochester May 28 @ Richmond August 10 @ Syracuse August 15 @ Louisville
1990 Steve Stanicek John Gibbons Kelly Heath Steve Stanicek	May 1 @ Richmond July 27 @ Indianapolis August 21 @ Pawtucket August 22 @ Pawtucket	2006 Brennan King Joe Thurston Michael Bourn	July 14, 2006 vs. Toledo July 28, 2006 vs. Richmond August 15, 2006 vs. Syracuse
1991 Sil Campusano Sil Campusano	April 27 @ Columbus June 10 @ Columbus	2007 Shelley Duncan Kevin Reese	June 18, 2007 @ Durham July 22, 2007 vs. Charlotte
1992 Steve Scarsone Gary Alexander Rick Schu Ruben Amaro Gary Alexander	April 11 vs Syracuse June 3 @ Syracuse July 5 vs Syracuse August 7 @ Pawtucket September 7 @ Columbus	2008 Jason Lane Nick Green	May 4, 2008 vs. Durham July 13, 2008 @ Columbus
1993 Victor Rodriguez	May 18 vs Ottawa	2009 Colin Curtis Chris Stewart Shelley Duncan	July 3 @ Pawtucket July 7 @ Buffalo August 30 vs. Pawtucket
1994 None		2010 Jesus Montero	May 17 vs. Charlotte
1995 Phil Geisler	August 12 vs Pawtucket	2011 Kevin Russo	July 15 @ Toledo
1996 Gene Schall David Doster Wendell Magee	April 27 @ Rochester May 22 @ Norfolk August 3 vs Charlotte	2012 Cole Garner	July 21 @ Gwinnett
1997 Mike Robertson Tony Barron Wendell Magee Jr. Mike Robertson	May 1 @ Columbus May 16 @ Syracuse June 28 vs Pawtucket August 10 @ Syracuse	2013 Cody Grice Melky Mesa	June 19, 2013 August 9, 2013
1998 Doug Angeli Gary Bennett	June 8 @ Charlotte August 16 @ Buffalo	2014 Zelous Wheeler Rob Segedin	May 28 @ Louisville July 22 @ Gwinnett
1999 Torey Lovullo Billy McMillon	May 13 @ Norfolk May 23 vs. Durham	2015 Tyler Austin Austin Romine Ben Gamel	June 2 vs. Pawtucket July 31 vs. Columbus August 31 @ Buffalo
2000 Gene Schall Tomas Perez David Doster Jimmy Rollins	April 30 @ Syracuse May 12 vs. Richmond June 19 @ Toledo August 23 vs. Buffalo	2016 Chris Parmelee Ike Davis Gary Sanchez Aaron Judge	May 19 @ Louisville June 30 @ Buffalo July 20 @ Charlotte August 7 vs. Syracuse
2001 Gene Schall Jason Michaels	May 25 vs. Richmond June 14 @ Durham	2017 Eddy Rodriguez Billy McKinney	May 15 vs. Pawtucket July 28 @ Charlotte
2002 David Doster	Sept. 2, 2002 @ Pawtucket	2018 Brandon Drury Billy McKinney	May 11 vs. Rochester July 27 vs. Gwinnett
2003 Jeremy Salazar Travis Chapman	June 22 vs. Durham August 19 @ Buffalo	2019 Billy Fleming Trey Amburgey Kyle Higashioka Breyvic Valera Mike Ford Zack Zehner Wendell Rijo Gosuke Katoh	April 15 vs. Lehigh Valley April 29 vs. Rochester May 5 @ Syracuse May 24 @ Syracuse June 9 vs. Syracuse July 19 vs. Louisville July 25 @ Columbus August 31 vs. Buffalo
2004 Michel Hernandez Jorge Padilla Mark Smith Shawn Wooten	June 8, 2004 @ Indianapolis June 11, 2004 @ Louisville June 14, 2004 @ Louisville August 13, 2004 @ Rochester		

Grand Slams, Season (2)

Grand Slams, Career (3)

Steve Stanicek (1990);
Sil Campusano (1991);
Gary Alexander (1992);
Mike Robertson (1997)
Gene Schall;
David Doster

General Information

2021 Field Staff

2021 Halliders

2021 Triple-A East

2019 Review

All-Time Roster & Stats

SWB Records

Additional Information

REHABBING MAJOR LEAGUERS

PHILADELPHIA PHILLIES:

1989

Marvin Freeman (P)
Tom Nieto (C)
Steve Ontiveros (P)

1990

Ricky Jordan (1B)
Terry Mulholland (P)
Dickie Noles (P)

1991

Danny Cox (P)
Darren Daulton (C)
Jason Grimsley (P)
Ron Jones (OF)
Steve Ontiveros (P)

1992

Andy Ashby (P)
Tommy Greene (P)
Mike Hartley (P)
Ricky Jordan (1B)
Jim Lindeman (OF)
Ben Rivera (P)

1993

Todd Pratt (C)

1994

Larry Andersen (P)
Lenny Dykstra (OF)
Tommy Greene (P)
Dave Hollins (OF)
John Kruk (1B)
Ben Rivera (P)
Curt Schilling (P)
Kevin Stocker (SS)

1995

Toby Borland (P)
Tommy Greene (P)
Tom Marsh (OF)
Bobby Munoz (P)
David West (P)

1996

Mike Benjamin (SS)
Gregg Jefferies (1B)
Mike Mims (P)
Bobby Munoz (P)
Glenn Murray (OF)
Curt Schilling (P)
David West (P)

1997

Rob Butler (OF)
Tyler Green (P)
Rex Hudler (INF/OF)
Ken Ryan (P)

1998

Ricky Bottalico (P)
Yorkis Perez (P)
Ken Ryan (P)

1999

Bobby Estalella (C)
Tyler Green (P)
Steve Montgomery (P)
Tom Prince (C)
Desi Relaford (SS)

2000

Jason Boyd (P)
Jeff Brantley (P)
Wayne Gomes (P)
Curt Schilling (P)

2001

Dennis Cook (P)
Rob Ducey (OF)
Brian L. Hunter (OF)
David Newhan (2B)
Eddie Oropesa (P)
Vicente Padilla (P)
Randy Wolf (P)

2002

Dave Hollins (1B)
Robert Person (P)

2003

Marlon Byrd (OF)
David Coggin (P)
Tyler Houston (3B)
Hector Mercado (P)

2004

Vicente Padilla (P)
Brian Powell (P)
Placido Polanco (INF)
Amaury Telemaco (P)

2005

Marlon Byrd (OF)
Vicente Padilla (P)

2006

Chris Booker (P)
Mike Lieberthal (C)

NEW YORK YANKEES:

2007

Roger Clemens (P)
Jason Giambi (1B)
Phil Hughes (P)
Jeff Karstens (P)
Doug Mientkiewicz (1B)
Jose Veras (P)

2008

Wilson Betemit (INF)
Brian Bruney (P)
Sean Henn (P)
Jeff Karstens (P)

2009

Brian Bruney (P)
Brett Gardner (OF)
Damaso Marte (P)
Jose Molina (C)
Xavier Nady (OF)
Cody Ransom (INF)
Chien-Ming Wang (P)

2010

Alfredo Aceves (P)
Curtis Granderson (OF)
Sergio Mitre (P)
Chan-Ho Park (P)
Marcus Thames (OF)

2011

Luis Ayala (P)
Francisco Cervelli (C)
Freddy Garcia (P)
Alex Rodriguez (3B)
Rafael Soriano (P)

2012

Brett Gardner (OF)
Andy Pettitte (P)
David Phelps (P)
David Robertson (P)

2013

Joba Chamberlain (P)
Curtis Granderson (OF)
Derek Jeter (SS)
Ivan Nova (P)
Michael Pineda (P)
Alex Rodriguez (INF)

2014

Francisco Cervelli (C)
Shawn Kelley (P)
Michael Pineda (P)

2015

Dustin Ackley (OF)
Chris Capuano (P)
Slade Heathcott (OF)
Andrew Miller (P)
Ivan Nova (P)
Michael Pineda (P)
Jose Pirela (INF)
Brendan Ryan (INF)
Masahiro Tanaka (P)

2016

Conor Mullee (P)
Chris Parmelee (1B)
Chasen Shreve (P)
Mark Teixeira (1B)

2017

Starlin Castro (2B)
Garrett Cooper (1B)
Jacoby Ellsbury (OF)
Aaron Hicks (OF)
Matt Holliday (OF)
Gary Sanchez (C)

2018

Greg Bird (INF)
A.J. Cole (P)
Brandon Drury (INF)
Clint Frazier (OF)
Aaron Hicks (OF)
Tommy Kahnle (P)
Billy McKinney (OF)
Gary Sanchez (C)
Masahiro Tanaka (P)
Adam Warren (P)

2019

Thairo Estrada (INF)
Domingo German (RHP)
Didi Gregorius (INF)
Edwin Encarnacion (INF)
Ben Heller (RHP)
Aaron Hicks (OF)
Aaron Judge (OF)
Jonathan Loaisiga (RHP)
Cameron Maybin (OF)
Jordan Montgomery (LHP)
Gary Sanchez (C)
Luis Severino (RHP)
Giancarlo Stanton (OF)
Luke Voit (INF)

SWB WEEKLY AWARD WINNERS

	BATTERS:	PITCHERS:
1989	Keith Miller (5/14 - 5/20)	Gordan Dillard (7/16 - 7/22)
1990	Keith Miller (8/26 - 9/3)	Jason Grimsley (4/15 - 4/22)
		Wally Ritchie (5/20 - 5/26)
		Jose DeJesus (5/27 - 6/2)
		Jose DeJesus (6/3 - 6/9)
1991	Rick Schu (8/4 - 8/10)	Andy Ashby (6/2 - 6/8)
		Andy Ashby (6/21 - 6/27)
		Andy Ashby (8/11 - 8/17)
1992	Braulio Castillo (4/9 - 4/18)	Brad Brink (4/26 - 5/2)
	Tom Marsh (5/17 - 5/23)	Ben Rivera (7/19-7/25)
	Gary Alexander (5/31 - 6/6)	Mickey Weston (8/2-8/8)
	Todd Pratt (6/28 - 7/4)	Tommy Greene (8/23-8/29)
1993	Tom Marsh (5/2 - 5/8)	Tyler Green (8/22 - 8/28)
		Brad Brink (8/29 - 9/4)
1994		Bob Gaddy (4/17 - 4/23)
		Bob Gaddy (7/10 - 7/16)
1995		Bobby Munoz (7/17 - 7/23)
1996	Glenn Murray (4/19 - 5/5)	Carlos Crawford (7/15 - 7/21)
1997	Tony Barron (5/5 - 5/11)	Scott Ruffcorn (5/26 - 6/1)
	Tony Barron (5/12 - 5/18)	Mike Grace (7/28 - 8/3)
	Mike Robertson (6/2 - 6/8)	
	Robby Estalella (6/9 - 6/15)	
1998	Tony Barron (7/25 - 8/2)	Carlton Loewer (4/27 - 5/3)
		Ryan Nye (8/10-8/16)
		Ryan Nye (8/24 - 8/30)
1999	Jon Zuber (4/26 - 5/2)	Randy Wolf (4/8 - 4/18)
		Rod Bolton (4/26 - 5/2)
		Barry Johnson (6/7 - 6/13)
		Robert Dodd (8/23 - 8/29)
2000	Tomas Perez (5/22 - 5/29)	Evan Thomas (7/3 - 7/9)
	Jimmy Rollins (7/10 - 7/16)	
	Gene Schall (7/17 - 7/23)	
2001	Kevin Orie (7/23 - 7/29)	
2002	Johnny Estrada (5/6 - 5/12)	Brett Myers (4/22 - 4/28)
	Eric Lunge (5/13 - 5/19)	
2003	Josh Hancock (4/21-4/27)	
	Josh Hancock (6/16 - 6/22)	
	Josh Hancock (8/11 - 8/17)	
2004	Jim Rushford (6/7 - 6/13)	
	Shawn Wooten (8/16 - 8/22)	
2005	Danny Sandoval (6/20 - 6/26)	
	Shane Victorino (7/25 - 7/31)	
	Shane Victorino (8/8 - 8/14)	
2006	Brennan King (7/10 - 7/16)	Cole Hamels (4/24 - 4/30)
		Cole Hamels (5/1 - 5/7)
		Eude Brito (7/3 - 7/9)
		Brian Mazzone (8/7 - 8/13)
		Jeremy Cummings (8/28 - 9/4)
2007	Shelley Duncan (4/5 - 4/15)	Steven White (6/25 - 7/1)
		Phil Hughes (7/23 - 7/29)
2008	Nick Green (8/25 - 9/1)	Darrell Rasner (4/21 - 4/28)
		Jeff Karstens (6/16 - 6/23)
		Darrell Rasner (4/21 - 4/28)
2009	Juan Miranda (4/9 - 4/13)	Sergio Mitre (7/6 - 7/13)
	Shelley Duncan (4/27 - 5/4)	Josh Towers (7/27-8/3)
		Josh Towers (8/17 - 8/24)
2010		Jonathan Albaladejo (7/5 - 7/12)
		Jonathan Albaladejo (7/12 - 7/19)
		Tim Redding (7/26 - 8/2)
		Jason Hirsh (8/2 - 8/9)
2011	Jorge Vazquez (4/11 - 4/17)	D.J. Mitchell (8/29 - 9/5)
	Jorge Vazquez (7/25 - 4/31)	
	Justin Maxwell (5/23 - 5/29)	
2012	Dewayne Wise (4/9 - 4/16)	Ramon Ortiz (5/21 - 5/29)
	Steve Pearce (5/7 - 5/14)	
	Russell Branyan (6/4 - 6/11)	
2013	Zolio Almonte (4/29 - 5/5)	Vidal Nuno (4/15 - 4/21)
	Melky Mesa (8/5 - 8/11)	Chien-Ming Wang (5/27 - 6/2)
	Ronnier Mustelier (8/19 - 8/25)	
2014	Jose Pirela (5/26 - 6/1)	Bryan Mitchell (7/21 - 7/27)
2015	Rob Refsnyder (5/11 - 5/17)	
	Cole Figueroa (5/25 - 5/31)	
	Greg Bird (8/3 - 8/9)	
	Ali Castillo (8/31 - 9/7)	
2016	Kyle Higashioka (6/6 - 6/12)	Jonathan Holder (8/22 - 8/28)
	Aaron Judge (6/20 - 6/26)	
2017	Dustin Fowler (4/24 - 4/30)	
	Jake Cave (7/17 - 7/23)	
	Billy McKinney (7/24 - 7/30)	
2018	Gleyber Torres (4/9 - 4/15)	
	Brandon Drury (6/11 - 6/17)	
2019	Breyvic Valera (5/20 - 5/26)	
	Mike Ford (6/24 - 6/30)	

General Information

2021 Field Staff

2021 Bullriders

2021 Triple-A East

2019 Review

All-Time Roster & Stats

SWB Records

Additional Information

INTERNATIONAL LEAGUE ALL-STARS

	MID-SEASON ALL-STAR:	POSTSEASON ALL-STAR:
1989	Keith Miller	
1990	Keith Miller Bill Dancy	Todd Frohwirth
1991	Steve Scarsone	
1992	Steve Scarsone Rick Schu	Steve Scarsone Lee Elia
1993	Tony Longmire George Culver	Tony Longmire
1994	Gene Schall Mike Quade	
1995	Kevin Jordan David Tokheim Craig Strobel	Kevin Jordan
1996	Jon Zuber	
1997	Tony Barron Jon Zuber Bobby Eatalella	Tony Barron Bobby Eatalella
1998	Bobby Eatalella Calvin Maduro	
1999	Jon Zuber	
2000	Gary Bennett Marlon Anderson Marc Bombard	Gary Bennett Marlon Anderson
2001	Kevin Orie B. Duckworth P.J. Forbes Nelson Figueroa Eric Valent	Kevin Orie B. Duckworth P.J. Forbes
2002	Joe Roa * Johnny Estrada Nick Punto Peter Zamora	Joe Roa Johnny Estrada Nick Punto David Doster Marlon Byrd Marc Bombard
2003	Travis Chapman Ryan Madson Chase Utley Marc Bombard	Chase Utley
2004	Lou Collier Jim Crowell Dan Giese Jim Rushford	
2005	Chris Coste	Shane Victorino
2006	Joe Thurston	Joe Thurston Carlos Ruiz John Russell
2007	Shelley Duncan Jim Brower	Shelley Duncan Dave Miley
2008	Dave Miley	
2009	Zach Kroenke Chris Stewart Austin Jackson Shelley Duncan	Kevin Russo Shelley Duncan
2010	Jonathan Albaladejo Jesus Montero Eduardo Nunez	Jonathan Albaladejo Jesus Montero Eduardo Nunez
2011	Adam Warren	Jorge Vazquez
2012	Juan Cedenio	Dave Miley
2013	Chris Bootcheck Thomas Neal	
2014	José Pirela	
2015	Kyle Roller Austin Romine	Ben Gamel
2016	Ben Gamel Chad Green Aaron Judge Gary Sanchez	Ben Gamel Aaron Judge Gary Sanchez Donovan Solano
2017	Dustin Fowler Caleb Smith	Tyler Wade
2018	Cody Carroll Brandon Drury	
2019	Mike Ford J.P. Feyereisen Ryan McBroom Kyle Higashioka	Ryan McBroom

INTERNATIONAL LEAGUE MVPs



SHANE VICTORINO – 2005

Shane Victorino became the first Scranton/Wilkes-Barre player to win the International League's Most Valuable Player Award in 2005. At mid-season he was not even named to the All-Star team. However, a strong second half propelled him to the league's highest honor and a place on the post-season All-Star team. Overall he finished 6th in batting (.310), 2nd in runs (93), 1st in triples (16), 2nd in total bases (264), 5th in extra-base hits (59), 5th in slugging (.534) and 8th in OBP (.377). In addition he slugged 18 HR and drove in 70.



SHELLEY DUNCAN – 2009

Shelley Duncan became the second Scranton/Wilkes-Barre player and first Yankee to win the award for his outstanding 2009 season. Duncan established a new franchise record by clubbing 30 home runs. He led the International League in home runs, RBI (99), extra-base hits (61), runs scored (85) and total bases (247). All this despite missing 20 games due to multiple big league callups. This combined with mid-season and post-season all-star selections made Duncan's 2009 season one of the best in franchise history.



BEN GAMEL – 2016

Ben Gamel became the third Scranton/Wilkes-Barre player and first RailRider to win the award after an All-Star-caliber performance in 2016. The Neptune Beach, Fla. native owned the circuit's sixth-best batting average (.308) and finished fourth in the IL with 149 hits. He led the league with 80 runs scored to go with 26 doubles, five triples, six home runs, 51 RBI and led the team with 19 stolen bases. Gamel was the International League Rookie of the Year in 2015.

General Information

2021 Field Staff

2021 RailRiders

2021 Triple-A East

2019 Review

All-Time Roster & Stats

SWB Records

Additional Information

HOME & SEASON OPENERS

HOME OPENERS:

YEAR	DATE	OPPONENT	SCORE	WIN	LOSS	SAVE	ATT.
1989	4/26	Tidewater	L 9-2	Whitehurst	Martin	Edens	10,958
1990	4/6	Rochester	L 6-3	M. Jones	Freeman	Tirado	9,247
1991	4/15	Pawtucket	W 9-4	Ruffin	Manzanillo	--	9,235
1992	4/9	Syracuse	W 7-6	Ayrault	Linton	Chapin	7,223
1993	4/8	Richmond	L 9-0	Birkbeck	Brink	--	8,625
1994	4/7	Columbus	L 7-4	Ojala	Dunne	Quirico	6,227
1995	4/10	Norfolk	W 4-1	Springer	Telgheder	Innis	6,675
1996	4/4	Ottawa	L 2-1	Bullinger	Wiegandt	Pachecho	5,394
1997	4/3	Richmond	W 9-5	Nye	Woodall	--	6,376
1998	4/13	Syracuse	L 4-3	Romano	Nye	Johnson	6,777
1999	4/8	Pawtucket	W 7-0	Wolf	Pena	--	5,537
2000	4/6	Rochester	L 6-3	Towers	Shumaker	--	6,268
2001	4/5	Ottawa	L 4-3	Bridges	Thomas	Scanlan	8,050
2002	4/8	Buffalo	W 7-4	Roa	Drew	Zamora	8,001
2003	4/3	Ottawa	L 5-4	Carrasco	Telemaco	Garcia	12,117
2004	4/14	Buffalo	L 7-4	Guthrie	Jimenez	--	3,723
2005	4/8	Norfolk	L 7-4	McGinley	Giese	Bell	4,711
2006	4/14	Norfolk	L 6-4	Fortunato	Sanches	Bell	5,113
2007	4/5	Norfolk	L 7-5	Green	Beam	Doynes	10,310
2008	4/3	Lehigh Valley	W 4-0	Igawa	Happ	--	8,381
2009	4/17	Rochester	W 11-0	Hughes	Santos	--	8,266
2010	4/8	Buffalo	W 1-0	Melancon	O'Connor	Albaladejo	6,511
2011	4/13	Buffalo	L 4-0	Mejia	Phelps	--	3,637
2012*	4/14	Syracuse	W 6-3	Warren	Duke	Eppley	3,928
2013	4/4	Pawtucket	L 8-4	Wilson	Miller	--	8,443
2014	4/10	Syracuse	W 7-2	Burawa	Tatusko	Montgomery	6,870
2015	4/9	Syracuse	W 8-3	Rumbelow	Rivero	--	7,493
2016	4/7	Rochester	L 3-0	Kintzler	Green	Graham	10,000
2017	4/10	Lehigh Valley	W 2-0	Cessa	Appel	Frieri	11,515
2018	4/8	Syracuse	W 6-5	Feyereisen	Smith	--	9,327
2019	4/11	Buffalo	W 9-8 (10)	Coshow	Law	--	10,000

SEASON OPENERS:

YEAR	DATE	OPPONENT	SCORE	WIN	LOSS	SAVE	ATT.
1989	4/6	@ Rochester	L 3-1	Schilling	Dillard	Huisman	4,322
1990	4/6	Rochester	L 6-3	M. Jones	Freeman	Tirado	9,247
1991	4/10	@ Syracuse	W 9-2	Ruffin	Guzman	--	3,969
1992	4/9	Syracuse	W 7-6	Ayrault	Linton	Chapin	7,223
1993	4/8	Richmond	L 9-0	Birkbeck	Brink	--	8,625
1994	4/7	Columbus	L 7-4	Ojala	Dunne	Quirico	6,227
1995	4/7	@ Rochester	L 7-3	McGehee	Ilisley	--	7,775
1996	4/4	Ottawa	L 2-1	Bullinger	Wiegandt	Pachecho	5,394
1997	4/3	Richmond	W 9-5	Nye	Woodall	--	6,376
1998	4/9	@ Ottawa	W 5-1	Loewer	Boskie	--	3,400
1999	4/8	Pawtucket	W 7-0	Wolf	Pena	--	5,537
2000	4/6	Rochester	L 6-3	Towers	Shumaker	--	6,268
2001	4/5	Ottawa	L 4-3	Bridges	Thomas	Scanlan	8,050
2002	4/4	@ Ottawa	L 1-0	Blank	Myers	Cubillan	3,114
2003	4/3	Ottawa	L 5-4	Carrasco	Telemaco	Garcia	12,117
2004	4/8	@ Ottawa	L 2-0	Borkowski	Hancock	Cubillan	2,650
2005	4/8	Norfolk	L 7-4	McGinley	Giese	Bell	4,711
2006	4/6	@ Columbus	L 13-1	Henn	Davis	--	8,218
2007	4/5	Norfolk	L 7-5	Green	Beam	Doynes	10,310
2008	4/3	Lehigh Valley	W 4-0	Igawa	Happ	--	8,381
2009	4/9	@ Lehigh Valley	W 11-3	Claggett	Borkowski	--	10,000
2010	4/8	Buffalo	W 1-0	Melancon	O'Connor	--	6,511
2011	4/7	@ Lehigh Valley	L 7-2	Worley	Phelps	--	9,255
2012	4/5	@ Lehigh Valley	L 3-0	Cloyd	Delcarmen	Schwimer	9,722
2013	4/4	Pawtucket	L 8-4	Wilson	Miller	--	8,443
2014	4/3	@ Syracuse	W 4-1	Billings	Rosenbaum	Daley	6,661
2015	4/9	Syracuse	W 8-3	Rumbelow	Rivero	--	7,493
2016	4/7	Rochester	L 3-0	Kintzler	Green	Graham	10,000
2017	4/8	@ Buffalo	L 4-2	Grube	Barbato	Darnes	7,418
2018	4/8	Syracuse	W 6-5	Feyereisen	Smith	--	9,327
2019	4/4	@ Buffalo	L 8-3	Waguespack	Gonzalez	--	12,898

SWB FRANCHISE FIRSTS

SCRANTON/WILKES-BARRE RAILRIDERS FIRSTS

AB:	David Adams	April 4, 2013	vs. Pawtucket
Hit:	Corban Joseph	April 4, 2013	vs. Pawtucket
Run:	Corban Joseph	April 4, 2013	vs. Pawtucket
RBI:	Melky Mesa	April 4, 2013	vs. Pawtucket
2B:	David Adams	April 4, 2013	vs. Pawtucket
3B:	Melky Mesa	April 16, 2013	@ Rochester
HR:	Melky Mesa	April 8, 2013	vs. Rochester
BB:	Zolio Almonte	April 4, 2013	vs. Pawtucket
K:	Dan Johnson	April 4, 2013	vs. Pawtucket
SB:	Dan Johnson	April 4, 2013	vs. Pawtucket
CS:	Melky Mesa	April 5, 2013	vs. Pawtucket
HBP:	Melky Mesa	April 7, 2013	vs. Pawtucket
E:	Zolio Almonte	April 4, 2013	vs. Pawtucket
Win:	vs. Ryan Pope	April 8, 2013	vs. Rochester
Loss:	vs. Jim Miller	April 4, 2013	vs. Pawtucket

SCRANTON/WILKES-BARRE RED BARONS FIRSTS

AB:	Kevin Bootay	April 6, 1989	@ Rochester
Hit:	Ron Salcedo	April 6, 1989	@ Rochester
Run:	Matt Cimo	April 6, 1989	@ Rochester
RBI:	Tommy Barrett	April 6, 1989	@ Rochester
2B:	Greg Legg	April 7, 1989	@ Syracuse
3B:	Steve Stanicek	April 8, 1989	@ Syracuse
HR:	Al Pardo	April 14, 1989	@ Rochester
BB:	Kevin Bootay	April 6, 1989	@ Rochester
K:	Tommy Barrett	April 6, 1989	@ Rochester
SB:	Kevin Bootay	April 7, 1989	@ Rochester
CS:	Matt Cimo	April 6, 1989	@ Rochester
HBP:	Al Pardo	April 6, 1989	@ Rochester
E:	Gordon Dillard	April 6, 1989	@ Rochester
Win:	vs Rochester	April 14, 1989	@ Rochester
Loss:	vs Rochester	April 6, 1989	@ Rochester



ATTENDANCE HISTORY

YEARLY ATTENDANCE

YEAR	TOTAL	DATES	AVERAGE
1989	445,000	57	7,807
1990	545,844	66	8,270
1991	546,533	68	8,037
1992	560,454	68	8,242
1993	542,558	68	7,979
1994	476,053	66	7,212
1995	489,040	68	7,192
1996	458,033	64	7,156
1997	441,410	65	6,897
1998	406,735	67	6,071
1999	439,171	68	6,458
2000	458,584	65	7,055
2001	452,007	70	6,457
2002	460,596	70	6,580
2003	427,445	66	6,476
2004	402,676	65	6,195
2005	400,726	70	5,725
2006	376,284	68	5,534
2007	580,908	66	8,802
2008	485,999	68	7,147
2009	*358,888	58	6,188
2010	338,731	68	4,981
2011	298,098	65	4,586
2012#	272,168	69	3,944
2013	435,839	68	6,409
2014	401,618	68	5,906
2015	402,731	70	5,753
2016	424,991	70	6,071
2017	439,412	68	6,462
2018	386,819	63	6,140
2019	414,891	65	6,383
TOTAL	13,312,860	1,997	6,583

* Includes 23,282 for four home games played away from PNC Field

Spent season on road due to renovations to PNC Field. Home games were played at Rochester (37 games), Syracuse (10), (8), Batavia, NY (7), Buffalo (6), Pawtucket (4)

Lehigh Valley

LARGEST BY TEAM

TEAM	TOTAL	DATE
Buffalo	11,045	July 4, 2006
Charlotte	11,502	June 13, 1996
Columbus	12,092	July 4, 2004
Denver	10,050	August 3, 1990
Durham	12,048	May 14, 2004
Indianapolis	10,016	May 24, 2000
Iowa	10,417	June 26, 1990
Lehigh Valley	11,515	April 10, 2017
Louisville	10,544	July 14, 1990
Nashville	9,515	June 15, 1991
OKC	10,100	May 20, 1990
Omaha	10,081	August 4, 1990
Ottawa	12,241	July 4, 2002
Pawtucket	12,257	July 4, 2003
Richmond	12,142	June 7, 1992
Rochester	11,300	July 24, 1993
Syracuse	11,647	July 4, 1992
Norfolk/Tidewater	11,637	July 5, 1996
Toledo	11,432	June 12, 1993

LARGEST HOME CROWDS

DATE	TOTAL	OPPONENT
1) July 4, 2003	12,257	Pawtucket
2) July 4, 2002	12,241	Ottawa
3) June 7, 1992	12,142	Richmond
4) April 3, 2003	12,117	Ottawa
5) July 4, 2004	12,092	Columbus
6) May 14, 2004	12,048	Durham
7) August 22, 1992	11,914	Richmond
8) July 20, 1994	11,714	Ottawa
9) July 25, 1992	11,659	Pawtucket
10) July 4, 1992	11,647	Syracuse

ORGANIZATIONAL AWARDS

SCRANTON/WILKES-BARRE PLAYERS OF THE YEAR

	HITTER	PITCHER		HITTER	PITCHER
1989	Tommy Barrett	Wally Ritchie	2006	Carlos Ruiz	Brian Mazone
1990	Keith Miller	Todd Frohwirth	2007	Shelley Duncan	Matt DeSalvo
1991	Rick Schu	Andy Ashby	2008	Juan Miranda	Kei Igawa
1992	Rick Schu	Jay Baller	2009	Shelley Duncan	Zach Kroenke
1993	Victor Rodriguez	Kyle Abbott	2010	Jesus Montero	Jonathan Albaladejo
1994	Gene Schall	Robert Gaddy	2011	Jorge Vazquez	D.J. Mitchell
1995	Shawn Gilbert	Chuck Ricci	2012	Tyler Austin*	Mark Montgomery*
1996	Jon Zuber	Carlos Crawford	2013	Greg Bird	Shane Greene
1997	David Doster	Darrin Winston	2014	Rob Refsnyder	Luis Severino
1998	Marlon Anderson	Calvin Maduro	2015	-----	-----
1999	Torey Lovullo	Darryl Scott	2016	Aaron Judge	-----
2000	Gary Bennett	Evan Thomas	2017	Miguel Andujar	Domingo Acevedo
2001	P.J. Forbes	Brandon Duckworth	2018	-----	Michael King
2002	David Doster	Joe Roa	2019	-----	Deivi Garcia
2003	Chase Utley	Geoff Geary			
2004	Lou Collier	Jim Crowell/Dan Giese			
2005	Shane Victorino	Eude Brito			

*Beginning in 2012, the Yankees announced one MiLB player of the year, as opposed an award for each affiliate.

INTERNATIONAL LEAGUE MANAGER OF THE YEAR

1992:	Lee Elia	2007:	Dave Miley
2002:	Marc Bombard	2012:	Dave Miley*
2006:	John Russell	2016:	Al Pedrique
		2017:	Al Pedrique

*Named 2012 MiLB Manager of the Year by *Baseball America*

BASEBALL FEVER TENTH MAN AWARD

2003:	Geoff Geary	2007:	Angel Chavez
2004:	Buzz Hannahan	2008:	Chris Stewart
2005:	Shane Victorino	2009:	Eric Duncan
2006:	Ryan Fleming	2010:	Zack Segovia

*2010 was the final year the Baseball Fever Tenth Man Award

SCRANTON/WILKES-BARRE COMMUNITY SERVICE AWARD

2000:	Evan Thomas	2006:	Ryan Fleming
	Fausto Tejero	2007:	Ben Kozlowski
2001:	Thomas Jacquez	2008:	Nick Green
2002:	Geoff Geary	2009:	Mark Melancon
2003:	Travis Chapman	2010:	Zack Segovia
	Greg Kubes	2011:	Eric Wordekemper
2004:	Greg Kubes		
2005:	Shane Victorino		

*Award ceased after the conclusion of the 2011 season

INTERNATIONAL LEAGUE BATTING CHAMPION

2005:	Danny Sandoval (.331)
-------	-----------------------

INTERNATIONAL LEAGUE MONTHLY AWARD

2001:	RHP Brandon Duckworth (July)
2016:	OF Aaron Judge (June)
2017:	OF Jake Cave (July)
2018:	RHP Michael King (August)

MISCELLANEOUS ACCOMPLISHMENTS

TRIPLE PLAYS

DATE	OPPONENT	TEAM BATTING	BATTER	SEQUENCE
6/5/1997	@Norfolk	Norfolk	Chris Saunders	L6-6-3
6/8/2019	Syracuse	SWB	Mike Tauchman	L3-3-5

The only triple play turned by Scranton/Wilkes-Barre in team history occurred June 5, 1997 at the Norfolk Tides. In game two of a doubleheader, singles by Wes Chamberlain and Phil Geisler put runners on first and second. Chris Saunders then hit a soft liner to shortstop Desi Relaford who stepped on second doubling up Chamberlain then threw to first to complete the triple play.

SWITCH-HIT HOME RUNS

On April 23, 1998 at Rochester, Darren Burton became the first Scranton/Wilkes-Barre player to switch-hit home runs (homer from both sides of the plate) in the same game. In the third inning, he hit a solo shot off righty Joel Bennett, then in the ninth inning, he connected for a three-run blast off lefty Vince Horsman. Burton remains the only player in SWB franchise history to accomplish the feat.

SEVEN+ RBI IN ONE GAME

9	Mark Budzinski	July 25, 2004 vs. Toledo
8	Wendell Magee	May 13, 1999 @ Norfolk
	Brennan King	July 14, 2006 vs. Toledo
7	Phil Geisler	August 12, 1995 vs. Pawtucket
	Wendell Magee	June 28, 1997 vs. Pawtucket
	Mike Robertson	August 10, 1997 @ Syracuse
	Zoilo Almonte	July 23, 2014 @ Gwinnett
	Kyle Higashioka	May 5, 2019 @ Syracuse

CYCLES

Jon Zuber	May 1, 1997	@ Columbus
Brennan King	July 14, 2006	vs. Toledo
Ramon Flores	April 9, 2015	vs. Syracuse
Dustin Fowler	April 30, 2017	vs. Indianapolis

NO-HITTERS

Jeremy Cummings	September 3, 2006	@ Rochester
Ben Rivera	July 25, 1992	vs. Pawtucket (7-Inning)
Tyler Green	July 4, 1993	vs. Ottawa (7-Inning)
Robert Ellis	June 6, 2004	vs. Louisville (7-Inning)

1-HITTERS

Pat Combs	August 19, 1989	@ Pawtucket
Andy Ashby	July 22, 1991	vs. Richmond
John Burgos	August 16, 1991	vs. Columbus
Brett Myers	April 25, 2002	vs. Toledo
Chad Green	July 14, 2016	@ Gwinnett

MISCELLANEOUS HISTORY

ALL-TIME YANKEES NO. 1 DRAFT PICKS

YEAR	ROUND	SELECTION	PLAYER	POSITION	SCHOOL (STATE)	W/NYY IN MLB
2020	1	28	Austin Wells	C	University of Arizona	--
2019	1	30	Anthony Volpe	2B	Delbarton School (NJ)	--
2018	1	23	Anthony Seigler	C	Cartersville HS (GA)	--
2017	1	16	Clarke Schmidt	RHP	University of South Carolina	2020-Present
2016	1	18	Blake Rutherford	OF	Chaminade College Prep HS (CA)	--
2015	1	16	James Kaprielian	RHP	UCLA	--
	1	30	Kyle Holder	SS	University of San Diego	--
2014	2	55	Jacob Lindgren	LHP	Mississippi State University	2015
2013		26	Eric Jagielo	3B	University of Notre Dame	--
	1	32	Aaron Judge	CF	Fresno State University	2016-Present
	1	33	Ian Clarkin	LHP	James Madison HS (CA)	--
2012	1	30	Ty Hensley	RHP	Edmond Santa Fe HS (OK)	--
2011	Comp A	51	Dante Bichette, Jr.	3B	Orangewood Christian HS (FL)	--
2010	1	32	Cito Culver	SS	Irondequoit HS (NY)	--
2009	1	29	Slade Heathcott	OF	Texas HS (TX)	2015
2008	1	28	Gerrit Cole	RHP	Orange Lutheran HS (CA)	Did not sign
2007	1	30	Andrew Brackman	RHP	North Carolina State University	2011
2006	1	21	Ian Kennedy	RHP	University of Southern California	2007-09
2005	1	17	Carl (C.J.) Henry	SS	Putnam City HS (OK)	--
2004	1	23	Phil Hughes	RHP	Foothill HS (CA)	2007-13
2003	1	27	Eric Duncan	3B	Seton Hall Prep (NJ)	--
2002	2	71	Brandon Weeden	RHP	Santa Fe HS (NM)	--
2001	1	23	John-Ford Griffin	OF	Florida State University	--
	1	34	Bronson Sardinha	INF	Kamehameha HS (HI)	2007
	1	42	Jon Skaggs	RHP	Rice University	--
2000	1	28	David Parrish	C	University of Michigan	--
1999	1	27	David Walling	RHP	University of Arkansas	--
1998	1	24	Andrew Brown	OF	Richmond HS (IN)	--
	1	43	Mark Prior	RHP	University HS (CA)	Did not sign
1997	1	24	Tyrell Godwin	OF	East Bladen HS (NC)	--
	1	40	Ryan Bradley	RHP	Arizona State University	1998
1996	1	20	Eric Milton	LHP	University of Maryland	--
1995	1	27	Shea Morenz	RF	University of Texas	--
1994	1	24	Brian Buchanan	OF	University of Virginia	--
1993	1	13	Matt Drews	RHP	Sarasota HS (FL)	--
1992	1	6	Derek Jeter	SS	Kalamazoo Central HS (MI)	1995-2014
1991	1	1	Brien Taylor	LHP	East Carteret HS (NC)	--
1990	1	10	Carl Everett	OF	Hillsborough HS (FL)	--
1989	2	45	Andy Fox	3B	Christian Brothers HS (CA)	1995-97
1988	4	105	Todd Malone	LHP	Casa Robles HS (CA)	--
1987	3	81	Bill Dacosta	RHP	New York Tech	--
1986	2	53	Rich Scheid	LHP	Seton Hall University	--
1985	1	28	Rick Balaban	RHP	Conestoga HS (PA)	--
1984	1	22	Jeff Pries	RHP	UCLA	--
1983	4	93	Mitch Lyden	C	Beaverton HS (OR)	--
1982	2	36	Tim Birtsas	LHP	Michigan State University	--
	2	50	Bo Jackson	SS	McAdory HS (AL)	Did not sign
1981	2	52	John Elway	OF	Stanford University	--
1980	3	74	Billy Cannon, Jr.	SS	Braodmoor HS (LA)	Did not sign
1979	2	51	Todd Demeter	INF	Grant HS (OK)	--
1978	1	18	Rex Hudler	SS	Bullard HS (CA)	1984-85
1977	1	23	Steve Taylor	RHP	University of Delaware	--
1976	1	15	Pat Tabler	OF	McNicholas HS (OH)	--
1975	1	19	Jim McDonald	1B	Verbum Dei HS (CA)	--
1974	1	12	Dennis Sherrill	SS	South HS (FL)	1978, '80
1973	1	13	Doug Heinhold	RHP	Stroman HS (TX)	--
1972	1	14	Scott McGregor	LHP	El Segundo HS (CA)	--
1971	1	19	Terry Whitfield	OF	Palo Verde HS (CA)	1974-76
1970	1	12	Dave Cheadle	LHP	Asheville HS (NC)	--
1969	1	11	Charlie Spikes	OF	Central Memorial HS (LA)	1972
1968	1	4	Thurman Munson	C	Kent State University	1969-79
1967	1	1	Ron Blomberg	1B	Druid Hills HS (GA)	1969, '71-76
1966	1	10	Jim Lyttle	OF	Florida State University	1969-71
1965	1	19	Bill Burbach	RHP	Wahlert HS (WI)	1969-71

* Bold indicated played for SWB under NYY Affiliation, not including during MLB rehab stints.

General Information

2021 Field Staff

2021 Hallianders

2021 Triple-A East

2019 Review

All-Time Roster & Stats

SWB Records

Additional Information

MISCELLANEOUS HISTORY

NEW YORK YANKEES ALL-TIME TRIPLE-A AFFILIATES

YEARS	TEAM	LEAGUE
2007-Present	Scranton/Wilkes-Barre Yankees/RailRiders	International League/Triple-A East League
1979-2006	Columbus Clippers	International League
1978	Tacoma Yankees	Pacific Coast League
1967-77	Syracuse Chiefs	International League
1965-66	Toledo Mud Hens	International League
1956-64	Richmond Virginians	International League
1955-58	Denver Bears	American Association
1953	Syracuse Chiefs	International League
1951	San Francisco Seals	Pacific Coast League
1946-54	Kansas City Blues	American Association
1946-49	Newark Bears	International League

*The New York Yankees operated two Triple-A clubs in the 1946-49, 1951, 1953, and 1956-58 seasons.

100 YEARS (...AND COUNTING) OF RAILRIDERS BASEBALL

The International League franchise that eventually became the Scranton/Wilkes-Barre RailRiders is one of the oldest franchises in the circuit, with its first season of play coming in 1919. The RailRiders franchise has relocated nine times and played home games in two countries before settling into a home in Northeast Pennsylvania in 1989.

YEARS	TEAM NAME	CITY	AFFILIATION
2013-Present	Scranton/Wilkes-Barre RailRiders	Moosic, PA	New York Yankees
2007-12	Scranton/Wilkes-Barre Yankees	Moosic, PA	New York Yankees
1989-2006	Scranton/Wilkes-Barre Red Barons	Moosic, PA	Philadelphia Phillies
1988	Maine Phillies	Old Orchard Beach, ME	Philadelphia Phillies
1984-87	Maine Guides	Old Orchard Beach, ME	Cleveland Indians (1984-86) Philadelphia Phillies (1987)
1971-83	Charleston Charlies	Charleston, WV	Pittsburgh Pirates (1971-76) Houston Astros (1977-79) Texas Rangers (1980) Cleveland Indians (1981-83)
1955-1970	Columbus Jets	Columbus, OH	Kansas City Athletics (1955-56) Pittsburgh Pirates (1957-70)
1952-54	Ottawa Athletics	Ottawa, Ontario, Canada	Philadelphia Athletics
1951	Ottawa Giants	Ottawa, Ontario, Canada	New York Giants
1937-50	Jersey City Giants	Jersey City, NJ	New York Giants
1933-36	Albany Senators	Albany, NY	N/A
1923-32	Reading Keystones	Reading, PA	N/A
1921-22	Reading Aces	Reading, PA	N/A
1920	Reading Marines	Reading, PA	N/A
1919	Reading Coal Barons	Reading, PA	N/A

SWB IN THE MLB ALL-STAR FUTURES GAME

Each season since 1999, Major League Baseball, in conjunction with the 30 Major League Clubs, MLB.com and *Baseball America*, select the 25-man rosters for the AL and NL (formerly U.S. Team and the World Team) in the annual All-Star Futures Game. Players from all full-season minor leagues are eligible to participate. The players listed below represent a list of players who appeared in the MLB All-Star Futures Game and played with Scranton/Wilkes-Barre before their MLB debuts.

YEAR	PLAYER, POS. (TEAM)	YEAR	PLAYER, POS. (TEAM)
2019	RHP Deivi Garcia (AL)	2007	RHP Joba Chamberlain (U.S.)
2018	RHP Domingo Acevedo (World)	2006	RHP Phil Hughes (U.S.)
2017	RHP Domingo Acevedo (World)	2005	OF Melky Cabrera (World)
2016	C Gary Sanchez (World)		RHP Scott Mathieson (World)
2015	OF Aaron Judge (U.S.)	2004	RHP Gavin Floyd (U.S.)
	C Gary Sanchez (World)	2003	RHP Gavin Floyd (U.S.)
2014	RHP Luis Severino (World)		INF Ryan Howard (U.S.)
2013	None	2002	OF Marlon Byrd (U.S.)
2012	OF Tyler Austin (U.S.)		RHP Brett Myers (U.S.)
2011	C Austin Romine (U.S.)	2001	RHP Brett Myers (U.S.)
2010	C Austin Romine (U.S.)		INF Chase Utley (U.S.)
	RHP Hector Noesi (World)	2000	None
2009	LHP Manny Banuelos (World)	1999	OF Pat Burrell (U.S.)
2008	C Jesus Montero (World)		
	INF Ramiro Peña (World)		



September 3, 2019: The Miracle at Montage

The Scranton/Wilkes-Barre RailRiders and Syracuse Mets finished the 2019 regular season with identical 75-66 (.536) records, which tied the teams for first place in the IL North. This triggered a single tie-breaking game played on Tuesday, September 3 at PNC Field. The winner of the game would advance to the playoffs, while the loser's season was over.

Syracuse jumped on SWB starter Adonis Rosa for five runs (two earned) in the top of the first inning. Rosa lasted only 0.2 innings, and lefty reliever Joe Mantiply allowed a run in 2.1 innings as the Mets led 6-0 after three innings. Kyle Higashioka got the RailRiders on the board in the bottom of the fourth with an RBI double, and Deivi Garcia settled things down with 3.0 scoreless innings of relief. Syracuse extended its lead to 7-1 in the top of the seventh against Brady Lail, setting the stage for the first epic comeback of the day.

Mets starter Ervin Santana had allowed just one hit all day, but Higashioka started the seventh with a towering home run to left field. Three straight singles loaded the bases and Syracuse summoned Nick Rumbelow from the bullpen. Zack Zehner singled to score two runs, then Brandon Wagner collected an RBI single, and Billy Burns walked to re-load the bases. In came Stephen Nogosek, who hadn't allowed a run all year with Syracuse. He coaxed a double play from Mandy Alvarez, but a run scored and the RailRiders trailed 7-6.

In the top of the eighth Syracuse exploded for its second big inning of the day, rallying for six runs against Lail, David Hernandez and Danny Coulombe to extend its lead to 13-6. The bottom of the eighth began with another Higashioka home run. Three batters later, the bases were loaded and the Mets brought in Brooks Pounders. A Zehner sacrifice fly cut the lead to 13-8. Wagner and Alvarez each collected RBI singles, and Breyvic Valera brought in a run with a sacrifice fly to make it a 13-11 game. Eric Hanhold replaced Pounders and promptly unloaded a wild pitch to plate Burns and cut the lead to 13-12. With runners on second and third, Erik Kratz doubled to center field to score Alvarez and pinch-runner Terrance Gore to put SWB ahead 14-13. Ben Heller saved the game with a 1-2-3 top of the ninth and the RailRiders shocked the Mets to be crowned IL North Champions.



RAILRIDERSTM



PNC FIELD

235 MONTAGE MOUNTAIN RD

MOOSIC, PA 18507

P: (570) 969-2255

WWW.SWBRILRIDERS.COM