

WTM

MEDIA GUIDE

2019





MEDIA GUIDE 2019

2019 GAME SCHEDULE

PRE-SEASON

PS-A	FRIDAY, MAY 31	EDMONTON VS WINNIPEG	7:30PM
PS-B	Thursday, June 6	Winnipeg @ Saskatchewan	8:00PM
WEEK	DATE	GAME	WPG TIME
1	Saturday, June 15	Winnipeg @ B.C.	9:00PM
2		BYE WEEK	
3	THURSDAY, JUNE 27	EDMONTON VS WINNIPEG	7:30PM
4	Friday, July 5	Winnipeg @ Ottawa	6:30PM
5	FRIDAY, JULY 12	TORONTO VS WINNIPEG	7:30PM
6	FRIDAY, JULY 19	OTTAWA VS WINNIPEG	7:30PM
7	Friday, July 26	Winnipeg @ Hamilton	6:00PM
8	Thursday, August 1	Winnipeg @ Toronto	6:00PM
9	THURSDAY, AUGUST 8	CALGARY VS WINNIPEG	7:30PM
10	THURSDAY, AUGUST 15	B.C. VS WINNIPEG	7:30PM
11	Friday, August 23	Winnipeg @ Edmonton	8:00PM
12	Sunday, September 1	Winnipeg @ Saskatchewan	2:00PM
13	SATURDAY, SEPTEMBER 7	SASKATCHEWAN VS WINNIPEG	3:00PM
14		BYE WEEK	
15	Saturday, September 21	Winnipeg @ Montreal	3:00PM
16	Friday, September 27	Hamilton vs Winnipeg	7:30PM
17	Saturday, October 5	Winnipeg @ Saskatchewan	6:00PM
18	SATURDAY, OCTOBER 12	MONTREAL VS WINNIPEG	3:00PM
19	Saturday, October 19	Winnipeg @ Calgary	6:00PM
20	FRIDAY, OCTOBER 25	CALGARY VS WINNIPEG	7:30PM
21		BYE WEEK	

CFL PLAYOFFS

P1	Sunday, November 10	Eastern Semi-Final	12:00PM
P1	Sunday, November 10	Western Semi-Final	3:30PM
P2	Sunday, November 17	Eastern Final	12:00PM
P2	Sunday, November 17	Western Final	3:30PM

GREY CUP CHAMPIONSHIP

P3	Sunday, November 24	107th Grey Cup	5:00PM
----	---------------------	----------------	--------

* All Blue Bombers home games in bold.

TABLE OF CONTENTS

2019 Game Schedule 1
 2019 Corporate Partners 3
 Media Policy 4
 Executive 6
 Football Operations:
 Management 8
 Coaches 12
 Staff 19
 Broadcasters 21

PLAYERS

Player Index 22
 Veterans 23
 Newcomers 60

2018 IN REVIEW

Schedule & Game Results 76
 Game-by-Game Team Statistics 77
 vs. the CFL 79
 Yardstick & Scoring Summary 80
 Team & Individual Statistics 81
 Game Participation 84
 Starters 85

RECORDS

Regular Season All-Time Record Summary 87
 All-Time Regular Season Results – Since 1990 88
 Regular Season Statistics – 1950 to 2018 89
 Regular Season Team Records – Since 1936 96
 Regular Season Individual Records – Since 1936 101
 Post-Season Single-Game Records 113
 Post-Season History 114
 Yearly Team Leaders 117
 Yearly Divisional & League Leaders 121
 Playoff Team Records – Since 1933 122
 All-Time Grey Cup Results 123
 Head Coaching Records 125
 Service Leaders – 7+ Seasons 126
 All-Time Grey Cup Roster 127
 Draft Picks – 1956 to 2019 129
 All-Time Regular Season Attendance
 Records – Since 1936 133

CFL

2019 CFL Schedule 137
 CFL Opponents:
 West Division 138
 East Division 140

AWARDS & ALL-STARS

All-Time CFL Awards 142
 All-Time Team Awards 144
 Divisional All-Stars 147
 CFL All-Stars 149
 Winnipeg Football Club Members in
 Canadian Football Hall of Fame 150
 Winnipeg Football Club Hall of Fame
 Players 151
 Builders 153

2019 CORPORATE PARTNERS

BUILDERS

Bell MTS
Canada Life
CBCRA/Recycle Everywhere
Corus
G3 Canada Limited
GFL Environmental Inc.

IG Wealth Management
Labatt Breweries of Canada (Budweiser)
Manitoba Liquor & Lotteries
Nissan Canada Inc.
PepsiCo Beverages Canada
SkipTheDishes

PARTNERS

Boeing Canada
CAPP
DMS Industrial Constructors Inc.
Global News - Corporate Community Partner
Gordon Food Service
Jim Beam
Johnston Group
Kal Tire
Konica Minolta Business Solutions (Canada) Ltd.
MacDon Industries
Manitoba Hydro
Old Dutch Foods

Oxygen Yoga
Payworks
PINNACLE
Pizza Hotline
Purolator Inc.
Subway
The Dufresne Group
Tim Hortons
Winnipeg Airports Authority
Winnipeg Sun
Manitoba Public Insurance

SUPPORTERS

Abell Pest Control
Action Plumbing
Assiniboine Park Zoo
Avant Dental Centre
Bayer
Bayview Construction
Bee2Gether Bikes
Booster Juice
Boston Pizza
Boyd Autobody & Glass
BUNZL Cleaning & Hygiene
Cabela's
Cavendish Farms
Certified Green Cleaning
City Bread
Cleanline Sewer & Drain
Continental Travel
CPHR
Crystal Sound
Danny's Whole Hog Barbeque and
Smokehouse
Dave's Quick Print
Domino's Pizza
DOMO

E & J Gallo Winery
First Student
Four Points by Sheraton Winnipeg
South
Giant Tiger
Granny's Poultry
HERC Rentals
IBAM
Luxe Barbeque Company
Manitoba Blue Cross
Manitoba Building Trades
Manitoba Cattle Producers Association
Manitoba Chiropractors Association
Manitoba Teacher Society
Marr Industrial Coatings Inc
Merit Contractors Association of
Manitoba
Mike's Hard Lemonade
MNP LLP
Mr. Lube
New Era
NorthStar Genetics
Northway Pharmacy
PATTISON Outdoor Advertising

Penn-Co Construction Canada (2003)
Ltd
Prairie Mobile Communications
Qualico
Rainbow Trailers
Red River Co-op
Rocky Road Recycling
SAFE Work Manitoba
Sphere 1 Logistics Inc.
Star Building Materials
Storage Vault Management Services
The Canadian Brew House
United Fire Fighters of Winnipeg
Valard Construction LP
Vector Construction Ltd.
Viscount Gort Hotel
Viterra
Westcon Equipment and Rentals Ltd.
Western Marble & Tile
Winkler Meats
Winnipeg Moving & Storage

MEDIA POLICY

FOR ALL MEDIA INQUIRIES PLEASE CONTACT:

DARREN CAMERON

SENIOR DIRECTOR OF PUBLIC
AND PLAYER RELATIONS

Office: 204-784-7422

Cell: 204-292-9587

dcameron@bluebombers.com



WINNIPEG FOOTBALL CLUB MEDIA POLICY STATEMENT:

The Winnipeg Football Club strives to provide members of the local and national broadcast, print and online media with proper access and resources for an effective working environment. Please note that due to partnership agreements, broadcast rights holders will receive priority when reviewing media requests. All interviews, whether by phone or in person, must be approved by the organization's Senior Director of Public and Player Relations, Darren Cameron. The Club respectfully asks media to not contact players, coaches, management, or Board Members without prior consent. The Winnipeg Blue Bombers reserve the right to enforce guidelines by way of revoking credentials or limiting access to IG Field.

ATTENDING PRACTICE: Members of the media will receive a weekly practice schedule with specific practice times. With the exception of the allotted filming time, media are asked to observe practice from the stands and remain off the sidelines during practice. The Club asks that media do not approach players, coaches, or any team personnel during practice. The bench area is off-limits to all media personnel, including videographers and photographers, at all times unless otherwise stated. No exceptions will be permitted. IG Field will open to fans and the media ten minutes prior to the start of the scheduled practice time.

FILMING PRACTICE: Camera persons will only be allowed to film and/or photograph certain portions of practice. These designated times will be available on the media schedule released weekly and on www.bluebombers.com/practice-schedule, however, they are subject to change without notice. All camera persons must stay behind the yellow sideline stripe at all times and outside both end zone areas, and are not allowed inside the home team bench area or on the field of play at ANY time during practice. Please be reminded, it is against league policy to describe or expose specific plays publicly.

ACCESS TO GENERAL MANAGER

KYLE WALTERS: General Manager Kyle Walters will be available to the media upon request through the team's Senior Director of Public & Player Relations. Radio rights holder requests for live interviews will be considered on a case-by-case basis and given higher priority. Non-rights holder radio requests will be granted as availability permits.

ACCESS TO HEAD COACH MIKE O'SHEA:

Head Coach Mike O'Shea will be available to the media after practice each day in the Blue Bombers' Press Room. Media are encouraged to attend this daily press briefing to collect all audio/video with Coach O'Shea, as his availability outside of that time is very limited. Radio rights holder 680 CJOB will have access to Coach O'Shea prior to the media briefing. Coach O'Shea will not be available on any other live program the same day as his Coaches Show with the radio rights holder. Coordinators and assistant coaches will be available to media once per week, as indicated on the media schedule.

TEAM EXECUTIVES:

President and Chief Executive Officer Wade Miller, (as well as all other team management) will be available upon request. Each request will be reviewed individually.

ACCESS TO PLAYERS: All requests MUST be made through the team's Senior Director of Public & Player Relations. Blue Bomber players will be available for interviews following practice each day on the field, with the exception of one day per week when the locker room will be open. In inclement weather, a designated room/area will be open to conduct post-practice interviews. The communications department will take media requests near the conclusion of practice and will make every effort to accommodate all requests for players following practice. Non-rights holder radio requests for live interviews with players with higher media demands (i.e. the starting quarterback) will be granted when availability permits. Media are encouraged to collect all audio/video with the starting quarterback during his media availability after practice, as availability outside of this time is very limited. Please note there will be one day per week in which quarterbacks are not available to media, and this will be noted on the weekly schedule outlining practice/media times.

The team's meeting rooms, coaches' offices and training room are off-limits to all media personnel.

PHONE INTERVIEWS: All phone interview requests **MUST** be made through Darren Cameron. Every effort will be made to accommodate requests, however during the season, requests will be granted infrequently as players will have daily availability following practice. The Club respectfully asks media not to contact players without prior consent.

DAY BEFORE WALK-THROUGH – HOME: Both Head Coach Mike O'Shea and the starting quarterback will hold media conferences in the Press Room following the team's walk-through. All other active players will be made available on the field. Due to partnership agreements, only the radio rights holder will have access to LIVE phone interviews 24-hours prior to a game.

TRAVEL DAY / DAY BEFORE GAME – AWAY: Head Coach Mike O'Shea, along with two or three previously selected players, will be available at the host team's facility upon arrival into the visiting city. The players who are available will always include the starting quarterback, however others will be chosen by the club's Senior Director of Public & Player Relations, taking into account requests from the media. In an instance where the team goes directly to the team hotel, the above process will be conducted in a meeting room in the hotel. It is encouraged media inquire with Darren Cameron for travel and media times for away games. Due to partnership agreements, only the radio rights holder will have access to LIVE phone interviews 24-hours prior to a game.

ACCREDITATION: Season passes are issued to those members of the media who regularly cover the Winnipeg Blue Bombers, which includes attending team practices. Single-game accreditation may be requested by contacting Darren Cameron, Senior Director of Public and Player Relations (dcameron@bluebombers.com) at least 48 hours prior to a game. All credentials are issued individually and are non-transferable. All unclaimed passes will be available for pick-up on game days at the south ticket office at IG Field. The Winnipeg Football Club reserves the right to revoke accreditation at any time.

GAME DAY: The Blue Bombers locker room will be CLOSED to all media until approximately 15 minutes following the game. Pre-game interviews may be permitted at the club's discretion and will mainly be granted to broadcast rights holders.

ON-FIELD ACCESS – GAMEDAY: Media must have prior permission from the Senior Director of Public & Player Relations in order to conduct live remotes on the premises of IG Field. Broadcasting of any kind, radio or television, by non-rights holders within 30 minutes of kickoff is prohibited. Photographers and

broadcast rights holders who are on the field in-game are not permitted in the team's bench area at any time. All other members of the media are asked to stay off the field, including the sidelines, during warm-ups..

RULES AND REGULATIONS: The Press Box is for working members of the media only and seating is limited. Cheering and derogatory language, whether to a staff member or in conversation, will not be allowed. Team game notes, depth charts, CFL statistics and game day information will be provided. Play-by-play statistics are provided at the end of each quarter and are distributed throughout the game. Final statistics are available approximately 20 minutes after the conclusion of the game.

POST GAME: One or two selected players may be made available on the field to broadcast rights holders only immediately following the game for very brief interviews. The public relations staff will open the locker room approximately 15 minutes following the game. The starting quarterback will be available at a backdrop outside the team's locker room, while Coach O'Shea will hold a press conference in the Press Room 15 minutes after the room is opened. The post-game media conferences are for accredited media only

INJURY UPDATES – IN GAME: The Blue Bombers will offer injury updates through their Senior Director of Public & Player Relations at halftime only. Host broadcasters on field level are asked not to approach the team's medical staff regarding any injuries at anytime. Please note, players who are injured in a game may not be available to media immediately following that game.

INJURY UPDATES – PRACTICE WEEK: Coach O'Shea will update media on injuries when an update is deemed available. Players who are not practicing because of injury but are outside during practice are not available; any injured player is not available until he has participated in a full team practice.

COMMERCIAL USE: Use of the terms "Winnipeg Blue Bombers", "Bombers", "Canadian Football League", "CFL" or any other related marks, trademarks including "the Bombers" or CFL logos are exclusive to radio and television broadcast rights holders only. Any other use of the Blue Bomber or CFL logos are strictly prohibited.

BOARD OF DIRECTORS

DAYNA SPIRING, CHAIR

CRAIG EVANS, VICE-CHAIR

JEFF MARTIN, PAST CHAIR

MIKE PYLE, TREASURER

SCOTT SISSONS, CORPORATE SECRETARY

BILL BAINES
KENNY BOYCE
BARB GAMEY
CHRIS LORENC

KEVIN NEILES
PRITI SHAH
MARNIE STRATH



WADE MILLER

*PRESIDENT AND
CHIEF EXECUTIVE OFFICER*

Wade Miller began overseeing the Winnipeg Football Club as President and Chief Executive Officer when he was introduced in August of 2013. Miller's leadership has pointed this historic franchise in the right direction, both on and off the football field. His commitment to providing the province of Manitoba with a competitive football product and a great fan experience has become the mantra of the organization. Miller is a hands-on CEO, constantly interacting with corporate partners and fans, always seeking feedback to continue the process of shaping the organization into an entity that will be successful on all levels, on a long-term basis.

A Winnipeg Blue Bomber Hall of Famer, Miller played 11 years for the team. He received CFL East Division All-Star honours in 1997 & 1999 and ranks as the Canadian Football League and Bombers' all-time leader in special team tackles with 184. Miller also shares the record for most special teams tackles in a season with 37, a mark he achieved in 1999. He was inducted into the Winnipeg Football Club Hall of Fame in 2011.

Off the field, he twice received the Ed Kotowich Good Guy Award, given annually to the Blue Bomber who best combines football ability, team camaraderie and extraordinary community effort.

Driven by his entrepreneurial, ambitious spirit, Miller co-founded and is the CEO of Pinnacle Staffing, Manitoba's largest recruitment firm. He also co-founded Elite Sports Injury, Elite Performance, and throughout the years has introduced other new businesses in Manitoba.

Miller's desire to make a difference is the thread that connects all of his endeavours. It's an attitude that has earned him recognition as one of "Canada's Top 40 under 40", a national award celebrating leaders and honouring Canadians who have reached a significant level of success before their 40th birthday. Miller was also a prairie finalist in 2009 for Ernst and Young's Entrepreneur Award.

His success is built on his keen understanding that people are the drivers behind any business and, as he always likes to say, "this is how winning teams are built".

Miller's passion for business is equal only to his commitment to supporting charitable and community initiatives.



KYLE WALTERS

GENERAL MANAGER

Kyle Walters enters his sixth season overseeing the football operations of the Winnipeg Blue Bombers after officially being named the General Manager on November 26, 2013. The 2019 campaign will also mark his ninth year with the organization after previously serving as an assistant coach and as assistant general manager.

Walters has an extensive background in both the Canadian Football League and at the CIS/U Sports level, and his skillset has made him a perfect fit as the 17th GM in franchise history.

The Bombers enter 2019 having posted three consecutive double-digit win seasons after going 10-8 in 2018, following a 12-6 mark in 2017 and 11-7 in 2016. Winnipeg has qualified for the playoffs in each of the last three seasons, marking the first time the franchise has made three consecutive postseason appearances since 2006-08.

The 2018 season was highlighted by the club's first playoff victory since 2011 with a win over the Saskatchewan Roughriders in Regina in the Western Semi-Final, although that was followed by a loss to the Calgary Stampeders in the Western Final a week later.

Walters and the football operations staff made some critical decisions which were instrumental in the success of 2018, led by the free-agent addition of Adam Bighill last May just before training camp. The veteran linebacker made an immediate impact and by season's end was named both a CFL All-Star and the league's Most Outstanding Defensive Player.

Two other players Walters added in free agency during his tenure – offensive tackle Stanley Bryant and Andrew Harris – were also honoured with league awards. Bryant was named the CFL's Most Outstanding Offensive Lineman for the second straight season while Harris, who led the league in rushing with a career-best 1,390 yards, was the West Division's Most Outstanding Canadian.

The Bombers were also a balanced team in 2018, leading the CFL in scoring while making massive improvements on defence, finishing second in points allowed.

Walters continues to be very active in showing his ability to make whatever changes are necessary to improve the on-field product. Ahead of the 2019 season, Walters extended the contracts of several key players and made another splash in free agency, adding dominant defensive end Willie Jefferson

and cornerback Winston Rose to the defence and receiver Chris Matthews on offence.

Walters first made the move from the sidelines to the management chair as he began his tenure as Assistant General Manager and Director of Canadian Scouting with the Blue Bombers in 2013.

Concentrating mostly on scouting at the CIS level prior to his General Manager appointment – a focus which continues to this day – Walters also assisted in the football operations department by helping manage the team's salary cap, negotiate contracts and recruit players. He has developed many positive working relationships with coaches and management at the college and professional levels.

Walters joined Winnipeg as an assistant coach after spending four seasons as the head coach of the University of Guelph Gryphons where he posted a 13-18-1 overall record and advanced to the playoffs in three of the four seasons he was at the helm. In 2007, Guelph had one of their best seasons in recent history, finishing 4-4 and hosting not only their first home playoff game since 1986, but also the 100th Yates Cup – their first Yates appearance since winning it in 1996. Walters was also the Special Teams Coordinator from 2007-2009 for Team West in the CIS All-Star game.

The native of St. Thomas, Ontario, previously served as the Gryphons full-time Assistant Coach and Defensive Coordinator from 2004-2005. Before entering the college ranks, Walters spent the 2003 season as the Assistant Special Teams Coach of the Hamilton Tiger-Cats.

As a player, Walters was drafted in the second round (10th overall) in the 1996 CFL Draft and played safety and halfback with Hamilton, helping them win the 1999 Grey Cup. His 78 special teams tackles ranks fourth all-time in Hamilton Tiger-Cat history and he was named a team captain during his final three seasons.

In college, Walters suited up for the University of Guelph from 1992-1996 and was named team captain during his senior year. He helped them capture the Yates Championship in 1992 and 1996.

Walters earned his Bachelor of Science degree in Biology from Guelph in 1997.



DANNY MCMANUS

*ASSISTANT GENERAL MANAGER,
DIRECTOR OF U.S. SCOUTING*

A former quarterback with the Blue Bombers and a member of the Canadian Football Hall of Fame, Danny McManus returns for his sixth season as a member of the club's football-operations staff in the role of Assistant General Manager, Director of U.S. Scouting.

He was first hired by the organization on December 2, 2013.

McManus scours the United States for talent, attending countless NCAA games, NFL pre-season games and dozens of practices and workouts while working closely with GM Kyle Walters in helping shape the current roster and the team's negotiation list of prospects.

He also facilitates the team's free-agent camps throughout the U.S. during the offseason, along with Assistant General Manager/Director of Player Personnel Ted Goveia and Ryan Rigmaiden, the team's Director of College Scouting.

Prior to joining the Bombers, McManus worked as a scout with the Hamilton Tiger-Cats from 2009-13, serving as regional scout and then their Head U.S. Scout. He had first joined the Ticats staff in 2008 as an offensive assistant. McManus also spent the 2007 season working as an analyst for The Sports Network's CFL broadcast team.

McManus came to Canada and Winnipeg in 1990 after a stint with the Kansas City Chiefs and a spectacular college career at Florida State that concluded with a 11-1 record and Fiesta Bowl win in 1987.

McManus would spend 17 seasons in the Canadian Football League with Winnipeg (1990-92), B.C. Lions (1993-95), Edmonton Eskimos (1996-97), Hamilton (1998-2005) and the Calgary Stampeders (2006). McManus suited up for 54 games during his three seasons with the Bombers, and the team was a perfect 6-0 in his six starts. He was a member of the Bombers 1990 Grey Cup championship team, entering the game in relief of Tom Burgess and throwing a TD pass to Rick House in a 50-11 win over Edmonton.

Upon his retirement after 2006, McManus was second in all-time CFL passing yards with 53,255 and was also second in pass attempts and completions. He was a member of three Grey Cup championship teams with the Bombers (1990), Lions (1994) and Ticats (1999). He was also named the MVP of Hamilton's Grey Cup win in 1999.

McManus was inducted into the Canadian Football Hall of Fame in 2011 and the Gridiron Greats Hall of Fame in 2016.



TED GOVEIA

*ASSISTANT GENERAL MANAGER,
DIRECTOR OF PLAYER PERSONNEL*

Ted Goveia is back for his sixth season as the Bombers Assistant General Manager, Director of Player Personnel. Goveia first joined the organization in December of 2013.

Goveia plays a key role in scouting talent in both Canada and the United States, and works closely with GM Kyle Walters and Danny McManus, Assistant GM/Director of U.S. Scouting.

Goveia previously held the role of Director of Player Personnel with the Toronto Argonauts, as well as coordinating the team's CFL Canadian Draft. He first joined the Argos in 2010 as an assistant coach after previously working for 15 years in coaching and recruitment capacities throughout the Canadian college and Canadian junior football ranks. Those experiences include time at the University of British Columbia (offensive coordinator in 2004, head coach in 2006), McMaster University (receivers, running backs, special teams, recruitment coordinator from 2001-04) and Mount Allison University.

During his days with McMaster, the Marauders had some of the most-successful recruitment classes in their history and the team advanced to three straight Yates Cup finals.

Goveia held the position of recruitment coordinator at Mount Allison, his alma mater, from 1994-98 after playing offensive line from 1991-93. In addition, he also served at various times as the Mounties offensive coordinator, offensive line and defensive line coach. He eventually took charge of all administrative aspects of the football program in helping the Mounties set new CIS team and individual records. Mount Allison reached the AUS finals in 1997 and 1997, capturing the championship in '97. During his days there Mount Allison's players attained a 92 per cent graduation rate.

In the junior ranks, Goveia was the head coach of both the Oakville Longhorns and Burlington Braves, leading the latter to three provincial finals. He also coached at Assumption High School in Burlington, another alma mater, and was a guest coach at Argos training camp from 2001-08.



RYAN RIGMAIDEN

DIRECTOR OF COLLEGE SCOUTING

Ryan Rigmaiden returns to the Blue Bombers for his second season in his role as the club's Director of College Scouting.

Prior to joining the Bombers in 2018, Rigmaiden spent the previous six years with the B.C. Lions, the last four as the team's Director of U.S. Scouting.

Rigmaiden makes North Carolina his home and, in addition to his college and pro scouting duties, also coordinates the efforts of the Bombers regional scouts.

Before his CFL days, Rigmaiden held the position of Director of Player Personnel for the Arena Football League's Spokane Shock in 2007, and was promoted to GM in 2010.

During his time with the Shock, Rigmaiden's keen eye for finding players resulted in an 88-31 record, including three league championship appearances and two championships, in 2009 and 2010.



MIKE O'SHEA

HEAD COACH

Coach Mike O'Shea enters his sixth season as Head Coach of the Winnipeg Blue Bombers in 2019 – the longest consecutive stretch on the sidelines with the club by a coach since Dave Ritchie (1999-2004).

O'Shea became the 30th head coach in franchise history on December 4, 2013 and has guided the club to a 45-45 mark in his five years at the helm, including three consecutive playoff appearances and three consecutive double-digit win seasons.

Winnipeg is 33-21 in the regular season over the last three years, the second-best record in the Canadian Football League over that span.

The Bombers were 10-8 under O'Shea's command in 2018, despite opening the season without starting quarterback Matt Nichols for the first three games. The team also enjoyed its first playoff victory since the 2011 Eastern Final, with a 23-18 win over the Saskatchewan Roughriders in Regina in the Western Semi-Final. That result propelled the Bombers to the Western Final, the team's first division final in six years, where the team fell 22-14 to the eventual Grey Cup champion Calgary Stampeders.

O'Shea led the club to a 12-6 record in 2017, the team's best record since also going 12-6 in 2002, and finished in second place in the West Division. The club hosted its first-ever playoff game at Investors Group Field since the stadium opened in 2013 and first home playoff game since 2011.

In 2016, the Bombers stumbled to a 1-4 start before going on a 10-3 run to conclude the regular season and finished 11-7, qualifying for the playoffs for the first time in four years.

O'Shea took control of the Bombers in 2014 and began to carve out a team-first mentality – something still every evident today – and the club finished with a 7-11 mark. This

was followed by an injury-riddled 2015 season in which his team went 5-13.

O'Shea took the reins of the Bombers after spending four seasons as the Special Teams Coordinator with the Toronto Argonauts, winning a Grey Cup in 2012. He was a three-time Grey Cup champion as a player during his 16-year CFL career, 12 with the Argonauts and four with the Hamilton Tiger-Cats. He was part of three Grey Cup championship teams (all with Toronto) in 1996, 1997 and 2004, and in 2017, was inducted into the Canadian Football Hall of Fame.

O'Shea played in 271 regular season CFL games, 18 playoff contests and three Grey Cups. The native of North Bay, Ontario, was a five-time Division All-Star (1994, 1995, 1997, 1999, 2000) and was named a CFL All-Star and the league's Most Outstanding Canadian in 1999. His first league-wide award came in 1993 when he was named the CFL's Most Outstanding Rookie Player.

In 2006, O'Shea became the first Canadian to make at least 1,000 tackles in a career, and in 2007 he was named an All-Time Argo at linebacker.

An advocate for his teammates, O'Shea was a CFLPA player representative for many years and upon leaving the game, he accepted the position of First Vice President for the Players' Association.

Mike is an alumnus of the University of Guelph and is a member of the Guelph Gryphons Sports Hall of Fame. Mike and his wife Richere have three children: Michael, Ailish and Aisling.



PAUL LAPOLICE

*OFFENSIVE COORDINATOR/
RECEIVERS COACH*

Paul LaPolice is in his third stint with the Blue Bombers and second as the offensive coordinator since rejoining the club in 2016.

Under his guidance, the Bombers finished first in offensive points in 2018 (28.2 points per game), first in offensive touchdowns (53), first in rushing yards (134.9 per game) and first in rushing TDs (23) as running back Andrew Harris captured his second consecutive rushing title. The offence managed this success with Matt Nichols missing the first three games of the regular season due to injury, and with rookie Chris Streveler emerging as a solid No. 2 man while becoming the first Bombers QB to rush and for throw for double-digit TD totals since Matt Dunigan in 1993.

The Bombers finished first in overall points scored in both 2018 and 2017, with the club ranking second in offensive points in '17 at 26.7 points per game, while also leading the Canadian Football League in rushing (101.3 yards per game), field goals (56) and fewest interceptions (10).

The 2017 season saw Nichols set career marks for TD passes (28), passing yards (4,472) and completions (411) in his 17 starts while Harris, in addition to winning the rushing title, set a new CFL record for receptions by a running back with 105 en route to being named the league's Most Outstanding Canadian.

The team also recorded 54 touchdowns, the most since 2002, and set a franchise low in offensive turnovers for a second straight year with 28.

LaPolice returned to the Bombers as offensive coordinator/receivers coach prior to the 2016 and following a three-year stint as an analyst on CFL on TSN telecast. That season the club began to show immediate

improvements on offence, improving from finishing last in offensive points to sixth, and scoring more than a touchdown (7.7) per game from 2015.

LaPolice first came to the Bombers in 2002 as offensive coordinator, setting 14 franchise records over three years, and returned in 2010 to serve as head coach from 2010-12, a stretch that included capturing the 2011 East Division title and taking the squad to the Grey Cup game. That season saw the club enjoy one of the greatest turnarounds in CFL history, as the club went from 4-14 to 10-8 and a berth in the Grey Cup. He was also named a finalist for the CFL Coach of the Year Award.

The New Hampshire native has accumulated 16 years of CFL coaching experience (eight with Winnipeg), and worked in Hamilton and Toronto before joining the Riders in 2007. LaPolice led the Saskatchewan offence to a 2009 Grey Cup berth in his second year as the team's offensive coordinator, finishing second in offensive scoring and second in touchdowns scored. He was the team's receivers coach when they won the 2007 Grey Cup, his first season with the Riders.

Before beginning his CFL coaching career, LaPolice broke into coaching at Maine Maritime Academy in 1993. He spent eight seasons in the collegiate coaching ranks, culminating at Rensselaer Polytechnic Institute as offensive coordinator, where his offenses broke 21 offensive school records in two seasons and led three championship teams.

Since moving to the city in 2011, LaPolice, his wife Tina and their three children have made Winnipeg their permanent home.



RICHIE HALL

DEFENSIVE COORDINATOR

Richie Hall returns for his fourth season as Defensive Coordinator of the Blue Bombers to continue his long association with the Canadian Football League, first as a player and now as a coach.

The Bombers made significant improvements defensively in 2018, ultimately finishing second in points allowed (20.8 per game), second in touchdowns allowed (42), second in passing touchdowns allowed (15) while finishing tied for first in turnovers forced (49) and in the turnover ratio (+13). Those numbers represented an improvement of 5.8 points allowed and 55 yards per game from the 2017 season. Over the past three years, the defence has forced 150 turnovers, more than any other CFL team.

The defensive dominance was best represented by middle linebacker Adam Bighill being named the CFL's Most Outstanding Defensive Player, the first Bomber to be so honoured since Jovon Johnson in 2011.

In 2017, Bombers led the CFL in interceptions for the second straight season with 24 and finished second in turnovers forced with 42. The 2017 Bombers defence also finished third in quarterback pressures with 116 and fifth overall in points allowed at 27.3 points per game, while three players – safety Taylor Loffler, halfback T.J. Heath and cornerback Chris Randle – were all named to the CFL All-Star Team.

Hall's defence led the CFL with 55 takeaways in 2016 – including 30 interceptions – 13 more than the second-best team in that category, and were second in points allowed, while Heath and Loffler were both named CFL All-Stars in their rookie seasons.

Hall's first season as the club's defensive boss saw three first-year defensive players excel: defensive end Jamaal Westerman finished second in the league in sacks with 17; defensive back Johnny Adams finished tied for the league lead in interceptions with six; and linebacker Khalil Bass finished with 102 tackles – the most ever by a first-year Bomber and one of only six times a Bomber defender has broken 100 tackles.

Hall saw major success with the Saskatchewan Roughriders prior to joining Winnipeg, winning the Grey Cup in 2013 while posting the league's number one ranked defence. The league-low 398 points allowed was the lowest total by the Riders since 2002 and second lowest total since the CFL moved to an 18-game schedule in 1986. The team led the league with 24 interceptions while allowing a league-low 36 touchdowns.

Hall is a three-time Grey Cup Champion and captured two of the three as a defensive coordinator (2007, 2012). Previous to his time in Regina, Hall was the head coach of the Edmonton Eskimos for two seasons (2009, 2010), recording a 16-20 mark and making the playoffs in his first of two seasons there.

Hall was part of the Riders coaching staff for 15 seasons prior to joining Edmonton, spending eight years as defensive coordinator and developing a reputation for fielding a top defence year after year.

Before moving into his coaching role, Hall spent nine years playing in the CFL – including four seasons with the Roughriders (1988-91) where he was a key member of the 1989 Grey Cup championship team. During his nine-year career, Hall saw action in 153 regular season CFL games. He was a member of the Western Division All-Star Team on four occasions; 1983 and 1986 with the Calgary Stampeders, and 1988 and 1990 in Saskatchewan. Hall was named to the CFL All-Star Team in 1983 as a rookie with the Stamps. In 1990, Roughrider fans voted Hall the Roughriders' Most Popular Player. He was named as the club's nominee for Outstanding Defensive Player in 1988.

Hall was born in San Antonio, Texas. He played college football at Colorado State University and signed with the Stampeders as a free agent in 1983 following his college career.

With a continued commitment to community involvement, Hall was recognized by the CFLPA in 1990 by winning the Tom Pate award for his outstanding dedication to the CFL, the community and his performances on the field.



MARTY COSTELLO

OFFENSIVE LINE COACH

Marty Costello enters his fourth year with the Blue Bombers and third as the club's offensive line coach.

The Bombers offensive line has had a lot to boast about over the last two seasons in particular, as running back Andrew Harris has won consecutive rushing titles while the offence finished first in scoring in 2018 and second in 2017.

Winnipeg allowed 36 sacks against in 2018, tied for second fewest in the CFL while the offence was without starting quarterback Matt Nichols for the first three games of the season and Harris rushed for a career-best 1,390 yards.

In 2017, Costello's offensive line helped propel Harris to a league-leading 1,035 yards rushing, and allowed the fewest quarterback pressures in the CFL at 71.

Costello first came to Winnipeg in 2016 to serve as assistant offensive line coach to Bob Wylie. Prior to joining Winnipeg, Costello spent two seasons at the University of Wisconsin-Stevens Point as run-game coordinator and offensive line coach. In his first season, the team put up 114.8 rushing yards per game and was third in the conference with 14 rushing touchdowns.

Before UWSP, Costello coached at Valley City State. He started as co-offensive coordinator and quarterbacks coach, and for his final three seasons, was promoted to offensive coordinator and offensive line coach. His team at Valley City State won three consecutive conference championships.



PAUL BOUDREAU

SPECIAL TEAMS COORDINATOR

Paul Boudreau enters his fourth season with the Bombers special teams unit in 2019. The Bombers remain one of the most innovative and consistent special teams units under his leadership and in 2018, led the CFL by blocking three kicks, finishing with the third fewest penalties and six return touchdowns.

In 2017, Boudreau's special teams unit allowed the fewest return TDs and had the second highest average kickoff yards in the CFL. In 2016, Boudreau's first season with the Bombers, kicker Justin Medlock led the CFL in scoring with a club record 227 points and set a CFL record with 60 field goals. He was also named the CFL's All-Star kicker and

Most Outstanding Special Teams Player.

Previous to joining the Bombers, Boudreau spent four seasons as the assistant special teams coach with the St. Louis Rams. In 2014, his squad was seventh in the NFL in punt coverage. One year earlier, his team paced the league, allowing just 2.6 yards per punt return.

Before jumping to the NFL, Boudreau spent 16 years coaching at the collegiate level. During that span, he coached quarterbacks, wide receivers, and running backs, as well as acting as Widener University's Passing Game Coordinator.



JORDAN YOUNGER

DEFENSIVE BACKS COACH

Jordan Younger returns in 2019 for his second season as the club's defensive backs coach. He had previously held the same role with the Toronto Argonauts in 2015-2016.

Younger's first year with the Bombers brought instant results for the secondary, as the Bombers improved from last in passing yardage surrendered in 2017 to fifth in 2018. Winnipeg also surrendered the fewest completions of 30-yards or more in the entire CFL with 19, and finished with the second best opponent quarterback pass-efficiency rating against.

As a player, Younger's professional football career spanned 12 years, nine of which were in the Canadian Football League with the Toronto Argonauts (2004-07, 09-12) and Edmonton Eskimos (2008). As an Argonaut, he was a three-time East Division All-Star and two-time CFL All-Star, and a leader both on the field and in the locker room. Younger won two Grey Cup championships

with Toronto (2004, 2012). He was also voted the Argonauts' defensive captain in his final season as a player when he helped the team hoist the 100th Grey Cup in Toronto.

Born in New Jersey, Younger played his college ball at the University of Connecticut. He began his pro football career with the Arizona Cardinals before starring for three seasons in Europe with the Amsterdam Admirals and Rhein Fire. He also spent time with the Washington Redskins and the AFL's Indiana Firebirds.

Younger has gained valuable coaching experience with the Ontario Football Conference's Oakville Titans and in the CIS with the University of Toronto Varsity Blues, and works to develop today's up-and-coming football stars as the Executive Director of the International Developmental Fast Football League (IDFFL).



BUCK PIERCE

QUARTERBACKS COACH

The 2019 season will mark Buck Pierce's sixth year on the Blue Bombers coaching staff and his fourth season working with the pivots in the role of Quarterbacks Coach. Pierce was the team's Running Backs Coach for his first two seasons on the coaching staff.

Pierce works diligently on game planning and works closely with all the quarterbacks on the roster – a factor that was evident in 2018 when Matt Nichols was injured before the regular season opener and was replaced by rookie Chris Streveler, who would blossom as the season progressed. Even with the loss of their starter for the first three games of the season, the Bombers still finished with the highest-scoring offence in the CFL.

In 2017, he helped guide Nichols to a career season in touchdowns (28), yards (4,472), and completions (411), while throwing only eight interceptions in 17 starts. Pierce's

quarterback also led the league's second-highest scoring offence in 2017.

Buck retired from the CFL in March of 2013. His nine seasons in the CFL were played with the Bombers and B.C. Lions, and he finished with 15,289 passing yards with 76 touchdowns in 130 games played.

One of the most popular players to don a Bomber uniform during his playing days, Pierce was traded to the B.C. Lions in September of 2013 after spending close to four seasons in Winnipeg. The Kansas-born pivot became a true Winnipegger throughout that time, laying deep roots in the Manitoba capital, both personally and professionally. He is involved in countless community initiatives including Special Olympics Manitoba, Manitoba Minor Football, Ronald McDonald House, Faces of Freedom, The Dream Factory and United Way after school programs.



KEVIN BOURGOIN

RUNNING BACKS COACH

Kevin Bourgoin returns in 2019 for his third season as the club's running backs coach. The Bombers have had a great deal of success running the ball over the past two years, with Andrew Harris winning back-to-back rushing titles and the club leading the CFL in rushing yardage in in both 2017 and 2018.

Winnipeg averaged 134.9 yards rushing per game in 2018, as Harris set a career high with 1,390 yards along the ground. The Bombers also paced the CFL with 23 rushing touchdowns. In 2017, his first season in the position, Bourgoin helped the Bombers become the leading rushing unit in the CFL with an average of 101.3 yards per game. Harris led the league in rushing yards at 1,035 to earn

his first career rushing title, earning the league's Most Outstanding Canadian Player Award in the process.

Prior to joining the Bombers, Bourgoin was the associate head coach for the University of Maine from March 2007 to January 2016. In that span, he was the offensive coordinator and quarterbacks coach. He also spent time coaching wide receivers, tight ends, and fullbacks at Maine from 2005-2006. In total, Bourgoin spent 15 seasons at the University of Maine, coaching a variety of offensive positions. He has also held the position of receivers coach at Brown University for five seasons. Bourgoin started his coaching career at Colby in 1997, coaching receivers and tight ends.



JAMES STANLEY

PASS GAME ANALYST

James Stanley will be entering his second season with the Bombers after joining the club as a defensive assistant in April of 2018.

Stanley played an important role in the Bombers defensive success in 2018, as the club finished second in points, touchdowns and passing touchdowns allowed while continuing to be the league-leaders in forcing turnovers.

Prior to coming aboard with the Bombers, Stanley spent five seasons with Hamilton as defensive backs coach. During his time with the Tiger-Cats, Stanley coached multiple defensive backs to CFL All-Star status, including Delvin Breaux in 2014, and Emanuel Davis and Craig Butler in 2015.

Previously, Stanley helped the Toronto Argonauts capture the 100th Grey Cup Championship in 2012 while serving as linebackers. He began his CFL coaching career as a defensive assistant with the Calgary Stampeders in 2011, working specifically with the secondary.

In 2010, Stanley was a special-teams quality control and defensive assistant coach with the United Football League's Hartford Colonials, while later serving as a defensive coaching intern with the Cleveland Browns of the NFL. He also spent part of the 2009 season as a special teams and secondary intern coach with the NFL's Detroit Lions.



GLEN YOUNG

LINEBACKERS & DEFENSIVE LINE COACH

The 2019 season will mark the fourth with the Bombers for Glen Young, and second in a dual role as the linebacker and defensive line coach.

Much of the improvements the Bombers made defensively in 2018 were related to the work of the team's front seven. Winnipeg finished with the second fewest points allowed (20.8 points per game) while finishing tied for forced turnovers (49) and sacks (45). Those improvements were directly related to linebacker Adam Bighill being named the CFL's Most Outstanding Defensive Player.

In 2017, the Bombers defence finished third in the league in both quarterback pressures and turnovers, with 116 pressures and 28 turnovers.

Born in Scarborough, Ont., Young played pro football for 13 years, spending time in both the CFL and National Football

League with the Montreal Alouettes, Toronto Argonauts, Edmonton Eskimos, and San Diego Chargers.

Originally drafted by the Hamilton Tiger-Cats in 1992, Young began his pro career with the Chargers in 1995, suiting up for 22 NFL games over two seasons. He came north to the CFL in 1998 with the Argos and suited up for 122 CFL games, registering 262 tackles and seven sacks, and also won two Grey Cups with the Eskimos (2003, 2005) before retiring prior to the start of the 2006 season.

Young joined the Bombers after spending three seasons at The College at Brockport as the team's defensive coordinator and assistant head coach. Before that, he spent time at Hampden-Sydney College in Virginia as the team's linebackers coach and special-teams coordinator. During his tenure there, the Tigers posted a 41-9 record.



ALAIN COUTURE

DIRECTOR OF HEALTH & PERFORMANCE

– HEAD ATHLETIC THERAPIST

Alain Couture is entering his 17th season with the Winnipeg Football Club in 2019, overseeing the health and well-being of every player on the roster. Couture provides constant updates to the Head Coach on the health statuses of every player, and is ultimately the one with the final say on whether players can return to the field after being injured.

Starting with the Blue Bombers as a student therapist in 2003, Couture became the full-time assistant in 2004. In May of 2005, he graduated from the University of Manitoba with a Bachelor of Exercise and Sport Science/ Athletic Therapy degree and became a Certified Athletic

Therapist in June 2005. In 2006, he became the Head Athletic Therapist for the Football Club and in 2019, was promoted to Director of Health & Performance.

Couture is also a Registered Massage Therapist through the Massage Therapy Association of Manitoba, and a Certified Strength and Conditioning Specialist through the National Strength and Conditioning Association. His football experience also consists of working in the NFL, as he has worked off-season training camps with the Kansas City Chiefs (2007), Minnesota Vikings (2008), and the San Francisco 49ers (2009).



BRAD FOTTY

HEAD EQUIPMENT MANAGER

Entering his 30th season with the Winnipeg Blue Bombers in 2019, and his 22nd as the Head Equipment Manager, Brad Fotty is the man in charge of ordering, maintaining and repairing all equipment for players during practices and games. His primary duty is the protection of the players by fitting each one with customized equipment for maximum protection. Fotty also coordinates the transportation of the team's equipment to and from each road stadium.

Fotty began his career with the Blue Bombers in 1990, assisting visiting teams' equipment staff when in Winnipeg for games. In 1993, he became the Assistant Equipment Manager, a position he held until 1997 when he took on his current post. Fotty also spent nine years as a visiting locker room attendant for the AHL's Manitoba Moose.

Fotty is instrumental in the success of the Blue Bombers, regularly making quick decisions to not only ensure the safety of the players but to also give the Blue Bombers the best opportunity to succeed.

Fotty has only missed one game in the last 16 seasons – when his wife Sandy gave birth to their second daughter, Brooklyn, in 2009. An avid fisherman, Fotty resides in Winnipeg year-round with his wife and two children, Madison and Brooklyn, and enjoys spending his spare time with his family.



DARREN CAMERON

SENIOR DIRECTOR OF PUBLIC & PLAYER RELATIONS

Darren Cameron enters his 11th season with the Winnipeg Football Club as Senior Director of Public & Player Relations. Since 2009 he has been an integral part of the franchise, overseeing the team's communications department and playing a key role in player relations.

After joining the Blue Bombers as Media Relations Coordinator, Cameron moved up the ranks to Director of Communications & Public Relations in less than a year and in 2018, was promoted to Senior Director of Public & Player Relations, accumulating over 12 years of experience in professional sports along the way.

From the opening of Investors Group Field in 2013 and a new logo reveal that same year, to the 103rd Grey Cup and a new uniform launch in 2016, Cameron has spearheaded the communications strategy and implementation for the club through numerous franchise milestones.

Over the course of his nine years in the Canadian Football League, Cameron has forged many strong working relationships with players across the league, allowing him the unique position of assisting General Manager Kyle Walters in overseeing football operations and assisting with player retention and acquisitions while balancing his role as head of the communications department.

Working closely with the coaches, players, and the General Manager on a daily basis, Cameron has his finger on the pulse of the team and writes from an informed and privy perspective in his blog, *Behind the Blue & Gold*. Providing exceptional insight into the Club's inner workings and day-to-day developments, Cameron is an excellent spokesperson for the franchise.

Born and raised in Winnipeg, his knowledge of the franchise and its attachment to the community is second to none, and he strives to continue growing the Club's outreach in Winnipeg and beyond.

BROADCASTERS

RADIO RIGHTS CORPORATE PARTNER:

Global News  **RADIO**
680 CJOB

1440 Jack Blick Ave., Unit 200, Winnipeg, MB, R3G 0L4
PH: 204-786-2471

SPORTS DIRECTOR: Bob Irving / **PLAY-BY-PLAY:** Bob Irving

COLOUR: Doug Brown

PRE/POST GAME: Bob Irving & Doug Brown

SIDELINE REPORTER: Christian Aumell

BOB IRVING / *PLAY-BY-PLAY*

The legendary voice of Blue Bomber football enters his 47th season covering the team. Bob was born in Lestock, Saskatchewan, grew up in Regina and began his radio career at CJSL in Estevan, SK, in 1969. He moved to CKX in Brandon in 1970 and was hired by CJOB Winnipeg in 1973, where he has been ever since.

Bob has been the play-by-play voice of the Blue Bombers since 1974 and was the Sports Director of CJOB/Power-97 radio for 32 years. He was also concurrently the television play-by-play announcer for the Canadian Football Network from 1987 to 1990. Irving is a Canadian Football League Hall of Famer and also was the editor and co-author of a Canadian best-selling sports historical book about the Winnipeg Blue Bombers - 'Blue and Gold: 75 Years of Blue Bomber Glory'.

Bob served as President of the Heart and Stroke Foundation of Manitoba, President of the Football Reporters of Canada, President of the Canadian Curling Reporters, President of the Manitoba Sports Writers and Sportscasters Association, and is also a member of the Manitoba Sports Policy Advisory Committee, the Organizing Committee of the Keith Tkachuk Golf Tournament in support of the Childrens Hospital, and has also been a strong supporter of the Association for Community Living of Manitoba and many other charities.

Currently, he is on the selection committee for the CFL Players Awards as well as for both the Blue Bomber and Canadian Football Hall of fames.

Bob has been presented with numerous awards including: Queen Elizabeth II Medal, Canada's 125th Medal of Honour, induction into the CFL Media Hall of Fame, Life Member- Manitoba Curling Association, and the Award of Excellence - International Year of the Volunteer. Bob was also inducted into the Blue Bombers Hall of Fame in the builder category in 2017.

Bob and his wife Daye have three kids, Kyle, Reid and Ashleigh, and seven grandchildren.

DOUG BROWN

COLOUR COMMENTATOR

Doug retired after the 2011 season from his 11-year CFL playing career and was a 2012 inductee into the Blue Bomber Hall of Fame. Playing 188 regular season games, Doug left the Bombers in second place on the team's all-time tackles list with 429 and ranks third all-time in sacks with 52. A seven-time CFL All-Star, Doug was awarded the league's Most Outstanding Canadian Award in 2001. Brown was inducted into the Canadian Football Hall of Fame in 2016.

SIDELINE REPORTER

CHRISTIAN AUMELL

PLAYER INDEX

PLAYER	#	PAGE	PLAYER	#	PAGE
ADAMS, Darvin	(1)	24	LALAMA, DJ	(25)	42
ALEXANDER, Brandon	(37)	25	LAWLER, Kenny	(89)	67
AUGUSTINE, Johnny	(27)	26	MATTHEWS, Chris	(13)	43
BAILEY, Rasheed	(88)	61	MCGLOSTER, Jamar	(55)	68
BIGHILL, Adam	(4)	27	McGUIRE, Sean	(12)	68
BRIGGS, Jesse	(34)	28	MEDLOCK, Justin	(9)	44
BRYANT, Stanley	(66)	29	MILES, Thomas	(52)	45
CHODUJA, Patrick	(90)	61	MILLER, Mike	(24)	46
COUTURE, Michael	(59)	30	NELSON, Charles	(6)	69
DEMSKI, Nic	(10)	31	NEUFELD, Patrick	(53)	47
DESJARLAIS, Drew	(61)	62	NEVIS, Drake	(92)	48
HERNANDEZ-REYES, Manuel	(38)	62	NICHOLS, Matt	(15)	49
ELI, Asotui	(67)	63	OLIVEIRA, Brady	(20)	69
EXUME, Kerfalla	(41)	63	PETERMANN, Daniel	(81)	50
FENNER, Chandler	(22)	32	REMPEL, Chad	(46)	51
GAITOR, Anthony	(23)	33	RICHARDSON, Steve	(98)	70
GAUTHIER, Shayne	(44)	34	RIOS, Marcus	(39)	70
GRAY, Geoff	(68)	64	ROH, Craig	(93)	52
GRIFFITHS, Connor	(91)	64	ROSE, Winston	(30)	53
HALLETT, Nick	(21)	65	RUSH, John	(32)	54
HANSEN, Thiadric	(3)	65	SAYLES, Marcus	(36)	55
HARDRICK, Jermarcus	(51)	35	SCHIAFFINO-PEREZ, Sergio	(26)	71
HARRIS, Andrew	(33)	36	SPELLER, Cody	(62)	71
HECHT, Jeff	(29)	37	STREVELER, Chris	(17)	56
HUMES, Chris	(8)	66	TEMPLE, Nick	(43)	72
JANKE, Dexter	(31)	38	THOMAS, Jake	(95)	57
JEFFCOAT, Jackson	(94)	39	WALKER, Kenny	(86)	72
JEFFERSON, Willie	(5)	40	WARREN, Dale	(50)	73
JONES, Derek	(0)	41	WHITEHEAD, Lucky	(7)	73
JONES, Mike	(16)	66	WILSON, Kyrle	(19)	58
KONGBO, Jonathan	(2)	67	WOLITARSKY, Drew	(82)	59



WTM

VETERANS



DARVIN ADAMS #1



WIDE RECEIVER / INTERNATIONAL

PLAYER PROFILE	CFL CAREER	
COLLEGE:	Auburn	
HGT / WGT:	6.02 / 201 lbs	
BORN:	January 5, 1990 – Canton, MS	CFL YR (WPG): 7TH / 5TH
DRAFT:	----	
ACQUIRED:	Signed as a free agent on February 10, 2015. Re-signed in January 2017.	

CAREER HIGHLIGHTS:

HONOUR ROLL:

West Division All-Star, 2017, 2018
CFL Players Association All-Star, 2017

2018: BLUE BOMBERS: Made his second-straight appearance on the West Division All-Star Team after pulling in a team-high 61 receptions for 1,028 yards and 10 touchdowns. It marked his second consecutive 1,000-yard season, while his 10 receiving touchdowns ranked second in the Canadian Football League. Adams had two 100-yard receiving games, including a 162-yard effort — on eight catches and for two touchdowns — in a game against Ottawa in August. Adams also threw for a touchdown in 2018, connecting with Andrew Harris for a score in a win over Montreal in June.

2017: BLUE BOMBERS: Posted career-best numbers in receptions (76), yards (1,120) and touchdowns (seven) before a shoulder injury in mid-October ended his season... Even with the injury and missing three games, Adams was still named to the West Division All-Star Team... Finished with career-best single-game marks in a win over Ottawa in September with seven catches for 195 yards and a TD... Had five or more catches in 11 of his 15 games in 2017.

2015-16: BLUE BOMBERS: Appeared in eight games in 2016 after spending Weeks 7-16 on the injured list with a shoulder injury... Returned to play the final two games along with the West Division Semi-Final at B.C... Recorded four 100-plus yard games in his eight starts, led the club with an average of 86.3 receiving yards per game and ranked third overall with 690... On a per-game basis, Adams ranked sixth in the CFL in receiving and scored six TDs on a total of 51 targets. Of his 51 receptions, 14 went for clutch second-down conversions... Signed with the Bombers as a free agent in February of 2015 and established himself as a legitimate CFL deep threat with 61 receptions for 839 yards and five touchdowns, including six catches of 30 yards or more.

2013-14: TORONTO ARGONAUTS: Signed with the Argos on January 28, 2013 after first turning pro with the Carolina Panthers as an undrafted free agent in 2011 and then spending the 2012 season with the Virginia Destroyers of the United Football League... Saw spot duty in 2013 and 2014 with the Argos, dressing for 11 games and pulling in 21 passes for 261 yards and two touchdowns.

COLLEGE: Played three seasons at Auburn and as a junior in 2009, caught 60 passes for 997 yards and 10 TDs. Named the 2010 Outback Bowl MVP. In the 2009 SEC championship game, Adams set a game record with 217 receiving yards.

BRANDON ALEXANDER #37

VETERANS

ALEXANDER



DEFENSIVE BACK / INTERNATIONAL

PLAYER PROFILE		CFL CAREER	
COLLEGE:	Central Florida	CFL YR (WPG):	3RD / 3RD
HGT / WGT:	6.0 / 198 lbs		
BORN:	September 27, 1993 - Orlando, FL		
DRAFT:	---		
ACQUIRED:	Signed as a free agent on April 17, 2017.		

HIGHLIGHTS:

HONOUR ROLL:

Blue Bombers Most Outstanding Rookie, 2017

2018: BLUE BOMBERS: Alexander dressed for 14 games in 2018, all starts, and continued his transformation into an important part of the team's defence. He finished with 36 tackles, three interceptions — tied for second on the club — while adding two forced fumbles, two fumble recoveries, four pass knock downs and five tackles for a loss. The emerging force and now a veteran voice in the Bombers defence agreed to a new two-year contract on February 12th, 2019 that would keep him with the club through the 2020 season.

2017: BLUE BOMBERS: Made his CFL debut in the Bombers Canada Day win over Saskatchewan, finishing with five tackles and a tackle for loss. Finished the year with 52 tackles, including seven in two separate games

— Sept. 30 at Edmonton and Oct. 21 at Toronto. Made his first career interception in the regular-season finale in Calgary on Nov. 3, returning it 56 yards for a touchdown. Was named the Bombers top rookie after finishing the year with 52 tackles, one quarterback pressure, two forced fumbles, four knockdowns, one tackle for a loss and one interception.

COLLEGE / PROFESSIONAL: A walk-on at the University of Central Florida, earned a full scholarship in 2012. Was a member of the American Athletic Conference All-Academic Team in 2013. Twice nominated for the Burlsworth Trophy, awarded annually to the college football player who began his career as a walk-on player. Attended the Atlanta Falcons training camp in 2015.

JOHNNY AUGUSTINE #27



RUNNING BACK / NATIONAL

PLAYER PROFILE	CFL CAREER	
COLLEGE:	University of Guelph	
HGT / WGT:	5.09 / 206 lbs	
BORN:	July 7, 1993 - Welland, ON	CFL YR (WPG): 2ND / 2ND
DRAFT:	---	
ACQUIRED:	Signed on May 16, 2018. Re-signed December 4, 2018.	

HIGHLIGHTS:

2018: BLUE BOMBERS: Augustine was signed by the Blue Bombers on May 16th. He was not selected in the 2017 CFL Draft, but was signed by the Edmonton Eskimos and invited to their training camp that year. He returned to university after camp and was then signed by the Saskatchewan Roughriders last February before being released before training camp.

Augustine earned a spot with the Bombers after an impressive training camp in 2018 that included rushing eight times for 81 yards and a touchdown in a preseason

win over Edmonton. He dressed for nine regular-season games, rushing seven times for 51 yards and a touchdown — all those touches coming in the club's regular-season finale in Edmonton. Re-signed with the club on December 4th, 2018

COLLEGE: Augustine played five seasons with the Guelph Gryphons, rushing for 2,742 yards and 28 touchdowns on 483 rushes. In his senior year, Augustine rushed for 690 yards and nine touchdowns on 122 carries.



LINEBACKER / INTERNATIONAL

PLAYER PROFILE		CFL CAREER	
COLLEGE:	Central Washington	CFL YR (WPG):	8TH / 2ND
HGT / WGT:	5.10 / 223 lbs		
BORN:	October 16, 1988 - Montesano, WA		
DRAFT:	----		
ACQUIRED:	Signed as a free agent on May 19, 2018.		

HIGHLIGHTS:

HONOUR ROLL:

Canadian Football League Most Outstanding Defensive Player: 2015, 2018
 CFL All-Star: 2012, 2013, 2015, 2016, 2018
 West Division All-Star: 2012, 2013, 2014, 2015, 2016, 2018
 Norm Fieldgate Trophy (West Division Most Outstanding Defensive Player): 2015, 2018

2018: BLUE BOMBERS: Bighill joined the Bombers on May 19, 2018 and his impact was immediate. He recorded 105 tackles while adding four sacks, four tackles for loss, a fumble recovery, two interceptions (one returned for a touchdown), and a league-leading four forced fumbles. His 127 defensive plays were the third-most in the league last season. He was not only named to the West Division All-Star Team for a sixth time, but was selected to the CFL All-Star squad for a fifth time and was honoured as the league's Most Outstanding Defensive Player for the second time in his career. On January 15, 2019 Bighill signed a three-year contract extension to remain with the Blue Bombers.

2017: NEW ORLEANS SAINTS: Bighill signed with the Saints on January 4, 2017 and appeared in three games as a special-teams player. He was waived on May 14, 2018.


2011-16: B.C. LIONS: Bighill joined the Lions just before the start of training camp in 2011. He appeared in 12

games as a rookie, including the final seven games, West Final and in the Lions Grey Cup win over the Bombers. In 2012, he became the Lions starting middle linebacker with Solomon Elimimian in the NFL and finished with 97 tackles, nine sacks and four interceptions to earn his first of four CFL All-Star Team honours. Bighill missed two games with an ankle injury in 2013, but still amassed 88 tackles, nine sacks, one interception and three fumble recoveries, one of them for a touchdown and was again named a CFL All-Star. Bighill dressed for 17 games in 2014, racking up 75 tackles, six sacks, one interception and a fumble recovery en route to a berth on the West Division All-Star Team. His 2015 season was simply spectacular as he posted a league-leading 114 tackles, four sacks, seven tackles for a loss and an interception – numbers that earned him the CFL's Most Outstanding Defensive Player Award and his third CFL All-Star Team and fourth West Division All-Star Team nod. Bighill finished third in the CFL in tackles in 2016 with 108 and added five sacks and one interception and was again named to the CFL and West Division All-Star Teams.

COLLEGE: Bighill appeared in 44 games over four years at Central Washington, racking up 163 solo tackles – 46 for a loss – along with 11 sacks and seven interceptions. He earned CWU's 2010-2011. Co-Male Athlete of the Year Award and was a captain and starter on the Division II All-Star Game. He was also a First-Team Div. II All-American.

JESSE BRIGGS #34

LINEBACKER / NATIONAL



PLAYER PROFILE		CFL CAREER	
COLLEGE:	McGill	CFL YR (WPG):	6TH / 6TH
HGT / WGT:	6.01 / 211 lbs		
BORN:	April 14, 1990 – Kelowna, BC		
DRAFT:	2014 Winnipeg (Rd 2, #17)		
ACQUIRED:	Selected by Winnipeg in the 2014 Canadian Draft.		

HIGHLIGHTS:

2018: BLUE BOMBERS: Dressed for all 18 regular-season games and both postseason contests, marking the fourth time in his five-year career with the Bombers he did not miss any action. Briggs finished third on the club i special-teams tackles with 13 and chipped in with three tackles on defence. Signed a two-year contract extension with the Bombers on December 17, 2018.

2017: BLUE BOMBERS: Briggs completed his fourth season with the Bombers and continued to make his contributions on special teams. Finished with 14 special-teams tackles (tied for third on the team and a career best), while adding eight tackles and one quarterback pressure in his defensive reps in 15 games. Posted a career-high 4 ST Tackles on September 22/17 vs Ottawa.

2013-17: BLUE BOMBERS: Briggs did not miss a game in his first three seasons with the Bombers, has been consistently one the team's best special-teams contributors and a reliable piece when working with the defence. Has played in the playoff games in each of the last two seasons.

COLLEGE: Briggs recorded 40 defensive tackles (31 solo), two quarterback sacks, one interception and one forced fumble in eight games in 2013 for McGill, winning the Friends of McGill Football Trophy as the team's most-outstanding defensive player. He also played for Team East in the CIS East-West Bowl.

STANLEY BRYANT #66



OFFENSIVE LINEMAN / INTERNATIONAL

PLAYER PROFILE		CFL CAREER	
COLLEGE:	East Carolina	CFL YR (WPG):	10TH / 5TH
HGT / WGT:	6.05 / 306 lbs		
BORN:	May 7, 1986 – Goldsboro, NC		
DRAFT:	----		
ACQUIRED:	Signed by Winnipeg as a free agent on February 10, 2015.		

HIGHLIGHTS:

HONOUR ROLL:

CFL Most Outstanding Offensive Lineman, 2017, 2018
 DeMarco-Becket Trophy (Most Outstanding Offensive Lineman, West Division), 2017, 2018
 CFL All-Star 2013, 2014, 2017, 2018
 West Division All-Star 2013, 2014, 2017, 2018
 CFL Players Association All-Star, 2016, 2017, 2018
 Blue Bombers Most Outstanding Offensive Lineman, 2015, 2017, 2018
 Calgary Stampeders Most Outstanding Offensive Lineman, 2011, 2013

2018: BLUE BOMBERS: Bryant backed up his superb 2017 season with a spectacular 2018 campaign. Bryant, who has started every game at left tackle since joining the club in 2015 to extend his consecutive-games streak to 2018, anchored the left side of the Bombers offensive line that helped Andrew Harris capture his second-straight rushing title while the offence finished first in points scored. He was recognized as a CFL All-Star for the fourth time in his career and was named the league's Most Outstanding Offensive Lineman for a second consecutive time, becoming the first to do so since Montreal's Scott Flory in 2008-2009 and the first Bomber to ever go back-to-back with the award. Hall of Famer Chris Walby is the only other Bomber to win the Most Outstanding Offensive Lineman Award more than once, capturing the honour in 1987 and 1993. Bryant signed a one-year contract extension on January 17, 2019.

2017: BLUE BOMBERS: Bryant capped his eight season in Canada by winning the CFL's Most Outstanding Offensive Lineman Award — the first Bomber to be so honoured since Dave Mudge in 2001 and the seventh since the inception of the award in 1974. Bryant has not missed a single game since joining the Bombers as a free agent in 2015 and was part of a unit last year that led the CFL in rushing and finished second in scoring. Named to the West Division and CFL All-Star Teams for the third time in his career. Signed to a contract extension following the season, on Dec. 12th. Comes into 2018 with a streak of 65 consecutive games played.

2015-16: BLUE BOMBERS: Bryant joined the Bombers after signing in free agency and following five years in Calgary and has been a mainstay at left tackle. Has not missed a single game in his first three years as a Bomber.

2010-14: CALGARY STAMPEDERS: First came to Canada in 2010 after attending training camp with the Denver Broncos as an undrafted free agent in 2009. Became a starter in October of his first year with the Stampeders and was twice named the team's top lineman (2011, 2013) and twice named a division and CFL All-Star (2013, 2014).

COLLEGE: Bryant was a two-year starter at left tackle for East Carolina and helped the Pirates to the Conference USA championship in 2008. Transferred from Elizabeth City State to East Carolina as a walk-on.

MICHAEL COUTURE #59



OFFENSIVE LINEMAN / NATIONAL

PLAYER PROFILE		CFL CAREER	
COLLEGE:	Simon Fraser	CFL YR (WPG):	4TH / 4TH
HGT / WGT:	6.04 / 303 lbs		
BORN:	February 7, 1994 - Burnaby, BC		
DRAFT:	Winnipeg 2016 (Rd 2, #10)		
ACQUIRED:	Selected by Winnipeg in the 2016 Canadian Draft.		

HIGHLIGHTS:

2018: BLUE BOMBERS: Couture continued his evolution with the Bombers in 2018, once again dressing for all 18 games and starting two, in the process extending his consecutive games-played streak to 54. He made his first career start in the Banjo Bowl against Saskatchewan and then took the first snaps again in the regular-season finale in Edmonton. His involvement in the offence increased significantly, as he worked extensively in the team's two tight-end set and caught his first career pass, a seven-yard reception in a game in Hamilton on June 29th. Couture signed a one-year extension to remain with the club on January 22, 2019.

2016-17: BLUE BOMBERS: Has played in all 36 games and both playoff contests in his first two seasons with the club after being drafted in the second round (10th overall) in 2016. Can play guard, tackle and centre and has been a part of the team's short-yardage package.

COLLEGE: Couture played four seasons at Simon Fraser, making 36 starts over that span. He showed great versatility during his career, spending time at four different positions on the offensive line. Was a Great Northwest Conference First Team All-Star at centre in 2014 and at tackle in 2015.

NIC DEMSKI 10

VETERANS

DEMSKI



SLOTBACK / NATIONAL

PLAYER PROFILE		CFL CAREER	
COLLEGE:	Manitoba	CFL YR (WPG):	5TH / 2ND
HGT / WGT:	5.11 / 212 lbs		
BORN:	May 14, 1993 – Winnipeg, MB		
DRAFT:	Saskatchewan, 2015 (Rd 1, #6)		
ACQUIRED:	Signed as a free agent on February 13, 2018.		

HIGHLIGHTS:

2018 BLUE BOMBERS: Demski returned to his hometown after signing a free-agent deal with the Bombers in February and became a productive part of Paul LaPolice's offence. The University of Manitoba/Oak Park High School alum finished third in both receiving and rushing yardage for the Bombers in 2018, while also returning 26 kicks. Demski finished with 59 receptions for 554 yards and three TDs, while adding 248 yards on 34 catches and another score. He also led the team in kickoff returns with 14 for 276 yards, while finishing second with 98 punt-return yards on 12 touches.

2017 SASKATCHEWAN ROUGHRIDERS: Dressed for nine games, starting six, before a broken foot in the Labour Day Classic ended his season. Finished 2017 with 19 receptions for 222 yards and one TD, scored against the Bombers on Canada Day. Had 14 receptions for 169 yards in the first two games of the season. Posted a career-high

punt return average of 9.9 yards. In his career he has two 60+ yard punt returns.

2015-16: ROUGHRIDERS: Solid rookie campaign after being selected in the first round by the Riders with 13 catches for 165 yards and six carries for 30 yards while making a big contribution on special teal teams, racking up 45 punt returns for 377 yards and a TD and returning 14 kickoffs for 284 yards. Posted career-best receiving totals in 2016 with 37 receptions for 338 yards and two TDs.

COLLEGE: Starred at the University of Manitoba after his high school days with the Oak Park Raiders. Named a CIS Second-Team All-Canadian as a slotback in 2013, 2014 and a returner in 2011 and a CIS First-Team All-Canadian as a returner in 2012. He became the first Bisons player to be named on four CIS (now U Sports) all-star teams. Finished his career at the U of M ranked fourth in total touchdowns (21), seventh in receiving yards (1,577), fifth in kickoff-return yards (899) and fifth in punt-return yards (941).

CHANDLER FENNER #22

*DEFENSIVE BACK / INTERNATIONAL*

PLAYER PROFILE		CFL CAREER	
COLLEGE:	Holy Cross	CFL YR (WPG):	4TH / 2ND
HGT / WGT:	6.01 / 205 lbs		
BORN:	July 6, 1990 – Virginia Beach, VA		
DRAFT:	---		
ACQUIRED:	Signed on February 13, 2018.		

HIGHLIGHTS:

2018: BLUE BOMBERS: Signed with the Bombers as a free agent on February 13, 2018 after spending two seasons with the B.C. Lions. Fenner started the first four games of the season before being moved to the reserve and then injured list over the course of three games from July 14-July 27. He returned to the lineup as a designated import on August 10th against Hamilton and remained in a rotational role on defence through to the end of the regular season and playoffs.

An outstanding special-teams player, Fenner led the club in special-teams tackles with 24 and added 20 defensive tackles, two quarterback sacks and two pass knockdowns.

2016-17: B.C. LIONS: Made his CFL debut for the Lions against Montreal on September 9, 2016. Appeared in eight games in his first CFL season and started two while

also playing in both playoff games. Recorded 29 tackles and a forced fumble while adding five more tackles on special teams. Began and finished 2017 as a regular in the Lions defence, finishing second on the team in defensive plays (124) and tackles (76), including one quarterback sack, 10 pressures, one interception, seven knockdowns, one fumble recovery and one tackle for a loss. Led the Lions and tied for second in the CFL with 27 tackles on special teams.

COLLEGE: Fenner appeared in 44 games over four years at Holy Cross, finishing with 115 tackles, two interceptions and 18 pass knockdowns. Was signed by the Kansas City Chiefs as an undrafted free agent in 2012 and spent the 2013 season on the Seattle Seahawks practice roster, earning a Super Bowl ring. Appeared in 11 games with the New York Giants in 2014, recording five tackles before being waived.

ANTHONY GAITOR #23

VETERANS

GAITOR



DEFENSIVE BACK / INTERNATIONAL

PLAYER PROFILE		CFL CAREER	
COLLEGE:	Florida International	CFL YR (WPG):	4TH / 2ND
HGT / WGT:	5:10 / 177 lbs		
BORN:	October 9, 1988 - Miami, FL		
DRAFT:	---		
ACQUIRED:	Signed on February 1, 2018.		

HIGHLIGHTS:

2018 BLUE BOMBERS: Gaitor suited up for 10 games for the Bombers in 2018, starting nine, and provided some big plays in the club's defence. Signed on February 1, 2018, Gaitor lined up at defensive halfback and at outside linebacker for the Bombers, registering 27 tackles, with two interceptions — one for a touchdown — while also returning a fumble recovery 45 yards for another score. Gaitor also chipped in with two quarterback sacks and one pass knockdown. Gaitor signed a contract extension taking him through the 2020 season on January 23, 2019.

2016-17: B.C. LIONS: A late cut of the Lions in 2016, Gaitor was elevated to the active roster after a rash of injuries and made good on the opportunity, starting 10 of the 11 games in which he dressed. Picked up his first interception against Edmonton on September 23, 2016 and a Pick-6 against Ottawa a week later, on October 1. Had

five tackles in the West Semifinal win over Winnipeg and an interception in the West Final loss to Calgary. Following the season Gaitor was signed by the New Orleans Saints, but was waived and rejoined the Lions. Played in and started 12 games in 2017 for the Lions. Finished the year with 38 tackles, a forced fumble, interception, fumble recovery, tackle for loss and five pass knockdowns.

COLLEGE / PROFESSIONAL: Gaitor played four seasons at Florida International, accumulating 197 total tackles, 11 interceptions — three returned for touchdowns — 19 tackles for loss, four sacks and 35 knockdowns. Gaitor was a seventh-round draft pick of the Tampa Bay Buccaneers in 2011, 222nd overall, and appeared in 12 games over two seasons, making two starts before being released in 2014. He also had stints with the Miami Dolphins, a second opportunity with Tampa Bay, and Arizona.

SHAYNE GAUTHIER #44



LINEBACKER / NATIONAL

PLAYER PROFILE		CFL CAREER	
COLLEGE:	Laval	CFL YR (WPG):	4TH / 4TH
HGT / WGT:	5.10 / 231 lbs		
BORN:	February 20, 1992 - Dolbeau-Mistassini, QC		
DRAFT:	Winnipeg 2016 (Rd 4, #28)		
ACQUIRED:	Selected by Winnipeg in the 2016 Canadian Draft.		

HIGHLIGHTS:

2018: BLUE BOMBERS: Injuries limited Gauthier to 10 games in 2018, but he continued to be a force on special teams with 11 tackles. Was leading the CFL in special teams tackles before his injury on July 7, returned after three games before missing the remaining five regular-season contests. Did return to suit up for the Bombers two playoff games.

2017: BLUE BOMBERS: Appeared in 12 games for the Bombers in his second CFL season and registered 10 tackles on special teams.

2016: BLUE BOMBERS: Played in nine games as a rookie after being selected in the fourth round, 28th overall, in the 2016 CFL Draft. Recorded seven special-teams tackles. Became a regular in the 44-man lineup by playing in the final seven regular season contests.

COLLEGE: Played four seasons with the Laval Rouge et Or, where he totaled 130 tackles. A two-time RSEQ All-Star, Gauthier earned CIS Second-Team All-Canadian honours as a senior.

JERMARCUS HARDRICK #51

VETERANS

HARDRICK



OFFENSIVE LINEMAN / INTERNATIONAL

PLAYER PROFILE		CFL CAREER	
COLLEGE:	Nebraska	CFL YR (WPG):	6TH / 4TH
HGT / WGT:	6.05 / 319 lbs		
BORN:	May 30, 1990 – Batesville, MS		
DRAFT:	---		
ACQUIRED:	Signed as a free agent on Feb. 17, 2016; re-signed Nov. 16, 2017.		

HIGHLIGHTS:

HONOUR ROLL:

West Division All-Star, 2017

2018: BLUE BOMBERS: Hardrick followed up a solid 2017 season with another stellar campaign in 2018. He missed three games due to injury, but for the other 15 — all starts — was a dominant presence at the right-tackle position along an offensive line that helped the Bombers finish first in scoring and Andrew Harris capture his second-straight CFL rushing title. Signed a one-year contract extension on November 28, 2019.

2017: BLUE BOMBERS: Made 18 starts at right tackle as part of a steady offensive line that was critical in winning the rushing title and finishing second in scoring. His consistent play earned him a spot on the West Division All-Star Team and he was rewarded with a new contract after the 2017 season.

2016: BLUE BOMBERS: Signed as a free agent and started 16 games in his first season with the club. Played a critical role in the team's turnaround in 2016 and was part of a unit that dramatically cut down the quarterback sacks allowed.

2014-15: B.C./SASKATCHEWAN: Made his CFL debut in 2014, dressing for 12 games and starting 10. Made his first CFL start against the Bombers on July 25, 2014. Joined the Roughriders in 2015 and dressed for eight games, all starts. Made his first start for the Riders against the Bombers on Labour Day, 2015.

COLLEGE/PROFESSIONAL: Played at Fort Scott Community College before transferring to Nebraska where he became a regular starter at tackle. Spent two seasons with the Cornhuskers and went undrafted in the NFL in 2013. Had tryouts with Tampa Bay and New Orleans along with a stint in the Arena Football League with the Arizona Blaze.

ANDREW HARRIS #33



RUNNING BACK / NATIONAL

PLAYER PROFILE	CFL CAREER		
CLUB:	VI Raiders Junior	CFL YR (WPG):	10TH / 4TH
HGT / WGT:	5'10 / 216 lbs		
BORN:	April 24, 1987 – Winnipeg, MB		
DRAFT:	----		
ACQUIRED:	Signed as a free agent on February 9, 2016.		

HIGHLIGHTS:

HONOUR ROLL:

CFL Most Outstanding Canadian Player, 2017
 Dr. Beattie Martin Trophy (Most Outstanding –Canadian Player, West Division), 2017, 2018
 CFL All-Star, 2012, 2015, 2016, 2017, 2018
 West Division All-Star, 2012, 2015, 2016, 2017, 2018
 Grey Cup Game Most Valuable Canadian, 2011
 Bombers Most Outstanding Canadian, 2016, 2017, 2018
 B.C. Lions Most Outstanding Canadian, 2012, 2013
 Eddie James Memorial Trophy
 (West Division leading rusher), 2017, 2018
 Cal Murphy Heart of a Legend Award, 2016

2018: BLUE BOMBERS: Harris put together another all-star season in 2018, winning his second-consecutive CFL rushing title with a career-best total of 1,390 yards along the ground. It marked the first time since Charles Roberts in 2005-2006 that a Bomber running back had led the league in rushing in back-to-back seasons. Harris also added an additional 451 yards receiving on 58 receptions, the third-highest total on the club. His 11 touchdowns — eight rushing, three receiving — tied for third-most in the CFL. Harris eclipsed the 1,000-yard rushing mark for the fourth time in his career (previously: 2017 with Winnipeg; 2012 and 2015 with the B.C. Lions) and now has 3,399 rushing yards as a Bomber, moving him into 10th place on the club's all-time list, ahead of Ken Ploen. Harris now also ranks 12th on the CFL's all-time rushing list with 7,658 yards and 42 touchdowns.

2017: BLUE BOMBERS: Put together a sensational season, leading the CFL in rushing with 1,035 yards to become the first Bomber to win the rushing crown since Fred Reid in 2010. Led the CFL in receptions with 105, breaking a record for catches by a running back, set by Saskatchewan's Craig Ellis (102) in 1985. His 105 receptions also smashed the Bombers record of 71, set

by Robert Mimbs in 1990. Led the CFL in yards from scrimmage with 1,892 (1,035 rushing, 857 receiving). Named the CFL's Most Outstanding Canadian Player, his first league-wide award, and was selected to the CFL and West Division All-Star Teams for the fourth time.

2016: BLUE BOMBERS: Signed with his hometown Bombers as a free agent on February 9, 2016. Completed his seventh CFL season by finishing third in the league in rushing with 974 yards, including two 100-yard rushing games. Led all CFL running backs with 631 receiving yards on 67 catches, the second highest-total in his career. Named to the CFL and West Division All-Star Teams. Missed three games in the second half of the season, but finished with 61 yards rushing and four catches in the 2016 West Semi-Final vs. B.C.

2009-2015 B.C. LIONS: Signed with BC in 2009 as a territorially-protected junior player. Spent a year on B.C.'s practice roster before becoming a regular in 2010. Missed just six of the first 108 games of his CFL career due to injury. Led the CFL in yards from scrimmage in both 2012 and 2015. Was named the Lions Most Outstanding Canadian in both 2012 and 2013.

COLLEGE/JUNIOR: A product of the Eastman Raiders minor football program and then both the Grant Park Pirates and Oak Park Raiders in the Winnipeg High School Football League, Harris moved on to compile a number of record-breaking performances over five seasons with the Vancouver Island Raiders of the British Columbia Football Conference, leading his club to back-to-back Canadian Bowl championships in 2008 and 2009. Harris holds the all-time Canadian Junior Football League scoring record and all-time CJFL touchdown record and was named to the CJFL All-Canadian Team four times (2006-09) and was the Canadian Bowl Offensive Player of the Game twice (2006, 2008).

JEFF HECHT #29

VETERANS

HECHT



DEFENSIVE BACK / NATIONAL

PLAYER PROFILE		CFL CAREER	
COLLEGE:	Saint Mary's	CFL YR (WPG):	9TH / 2ND
HGT / WGT:	5.09 / 202 lbs		
BORN:	Sept. 24, 1985 - Edmonton, AB		
DRAFT:	---		
ACQUIRED:	Signed July 11, 2018.		

HIGHLIGHTS:

2018: BLUE BOMBERS: The Bombers added the veteran Hecht on July 11, 2018 after a series of injuries affected their Canadian depth and he made an impact on both defence and special teams. Hecht dressed for all 14 games and both playoff contests after his arrival, making two starts — the first against Calgary in the 17th game of the season and then the regular-season finale in Edmonton — for an injured Taylor Loffler. Hecht had eight tackles on defence seven more on special teams and also chipped in with two sacks, a forced fumble and an interception. Appeared in his 100th career CFL game in his Bomber debut on July 14th vs. B.C.

2016-17: SASKATCHEWAN ROUGHRIDERS: Traded to Saskatchewan from Calgary on August 16, 2016 for two negotiation list players. Appeared in 11 games, with six starts, for both the Stamps and Riders in 2016 and finished with 10 tackles. Dressed for all 18 games for the Riders in 2017, making 10 starts and registering 21 tackles.

2011-16: MONTREAL ALOUETTES/CALGARY

STAMPEDERS: Hecht was first signed by Montreal as an undrafted free agent in May of 2011 and was busy in his rookie season, dressing for 17 games — 13 of them starts — while registering 32 tackles while forcing a fumble and intercepting one pass. Was signed as a free agent by the Stamps in June of 2012 and spent parts of five seasons in Calgary.

DEXTER JANKE #31



DEFENSIVE BACK / NATIONAL

PLAYER PROFILE		CFL CAREER	
COLLEGE:	University of Saskatchewan	CFL YR (WPG):	4TH / 1ST
HGT / WGT:	5.10 / 219 lbs		
BORN:	Oct. 4, 1992 – Edmonton, AB		
DRAFT:	2015 Calgary (Rd 5, #44)		
ACQUIRED:	Signed as a free agent on February 7, 2019.		

HIGHLIGHTS:

2015-17: CALGARY STAMPEDEERS: Janke was selected in the fifth round, 44th overall, of the 2015 CFL Draft by the Stampeders. He appeared in three games in his rookie season, making his CFL debut on July 24th in Ottawa, and picked up four tackles on special teams. In 2016 Janke dressed for five regular-season games and had four tackles on special teams. He also dressed for the 2016 West Final and Grey Cup.

Janke played in eight games for the Stamps in 2017 and added eight special-teams tackles. He was released by the Stamps in May of 2018 and then joined Canada's National Bobsleigh team as a brakeman. He was part of 11 International Bobsleigh and Skeleton Federation international events in 2018-19, including the 2019 World Championships in Whistler in March.

COLLEGE: Janke spent his four-year college career with the Saskatchewan Huskies, playing solely at the running back position. He totalled 730 yards rushing and eight touchdowns with the Huskies. He joined the Okanagan Sun of the Canadian Junior Football League in 2014 and switched from running back to defensive back while returning both punts and kickoffs.

JACKSON JEFFCOAT #94



DEFENSIVE END / INTERNATIONAL

PLAYER PROFILE		CFL CAREER	
COLLEGE:	Texas	CFL YR (WPG):	3RD / 3RD
HGT / WGT:	6.03 / 253 lbs		
BORN:	December 26, 1991 – Dallas, TX		
DRAFT:	---		
ACQUIRED:	Signed on February 21, 2017.		

HIGHLIGHTS:

2018: BLUE BOMBERS: Jeffcoat appeared in 12 games in 2018, missing six games due to injury, but still managed to record five sacks, two forced fumbles and 21 defensive tackles. He was injured in the Labour Day Classic in Regina on September 2nd, and spent the next six weeks on injured-reserve before returning as a designated import for the final two weeks of the regular season. He was back to his dominant ways in the playoffs, registering two sacks in each of the club's postseason games — the West Semi-Final win in Saskatchewan and the West Final loss in Calgary. Jeffcoat signed a two-year extension with the Bombers on January 21, 2019.

2017: BLUE BOMBERS: Dressed for 16 games as a CFL rookie, all starts. Tied with Jamaal Westerman for the team lead in quarterback sacks with seven. Led all Bombers defensive linemen in defensive plays with 77 – 36 tackles, three tackles on special teams, seven sacks, 23 quarterback pressures, one forced fumble, one interception, two pass knockdowns, one fumble recovery

and three tackles for loss. His 23 QB pressures ranked fifth in the CFL. Had a season-high four pressures on October 14 vs. B.C. and three pressures on two occasions – August 4 at Ottawa and August 12 in Hamilton. Registered four tackles, two sacks and two pressures in the regular-season finale in Calgary.

PROFESSIONAL (2014-16): Entered the NFL in 2014 as an undrafted free agent with the Seattle Seahawks. Joined the Washington Redskins in September of 2014 and promoted to the active roster in October. Appeared in nine games, making one start, over the 2014-15 seasons with Washington and registered one sack, one interception and four tackles. Joined the Cleveland Browns in 2016, but did not see any action.

COLLEGE: Played his college ball at Texas and in 2013, his senior season, was a Consensus All-American, the Big 12 Conference Defensive Player of the Year and a First Team All-Big 12. Son of Dallas Cowboys legend Jim Jeffcoat.

WILLIE JEFFERSON #5



DEFENSIVE END / INTERNATIONAL

PLAYER PROFILE		CFL CAREER	
COLLEGE:	Stephen F. Austin	CFL YR (WPG):	6TH / 1ST
HGT / WGT:	6.07 / 248 lbs		
BORN:	January 31, 1991 – Beaumont, TX		
DRAFT:	---		
ACQUIRED:	Signed as a free agent on February 12, 2019.		

HIGHLIGHTS:

HONOUR ROLL

CFL All-Star, 2017, 2018

West Division All-Star, 2017, 2018

Most Outstanding Player, Saskatchewan Roughriders, 2018
 Most Outstanding Defensive Player, Saskatchewan Roughriders, 2018

2016-18: SASKATCHEWAN ROUGHRIDERS: Jefferson was a defensive force for the Riders in 2018, registering a career-high 10 quarterback sacks and adding 24 defensive tackles, two interceptions — both returned for touchdowns — while forcing two fumbles in 18 games played. In the process, he was named the club's Most Outstanding Player and Most Outstanding defensive player while being named to both the CFL and West Division All-Star Teams. He signed with the Blue Bombers as a free agent on February 12, 2019. Jefferson appeared in all 18 games for the Riders in 2017, posting a career-high 45 tackles with eight sacks and a touchdown. He led the entire CFL in QB pressures in 2017 with 37. Those numbers helped him earn

places on both the CFL and West Division All-Star Teams. Jefferson signed with the Riders on September 28, 2016 after attending training camp with the Washington Redskins. He would appear in five CFL games that fall, registering eight tackles and three sacks.

2014-15: EDMONTON ESKIMOS: Jefferson first came to the Canadian Football League in 2014, signing with the Edmonton Eskimos after being signed by the Houston Texans as an undrafted free agent in 2013 and then being released later that season.

He appeared in 35 regular-season games over two seasons with the Eskimos, picking up 40 tackles and registering 10 sacks while forcing three fumbles. He was part of the Eskimos 2015 Grey Cup championship team.

COLLEGE: Jefferson began his college career as a receiver at Baylor University before transferring to Stephen F Austin University. He was converted to defensive end there, and was named the Southland Conference Newcomer of the Year in 2011, his Junior season after leading the conference in sacks with 16.

*DEFENSIVE BACK / NATIONAL*

PLAYER PROFILE		CFL CAREER	
COLLEGE:	Simon Fraser	CFL YR (WPG):	6TH / 6TH
HGT / WGT:	6.01 / 194 lbs		
BORN:	May 22, 1992 – Edmonton, AB		
DRAFT:	2014 Winnipeg (Rd 4, #29)		
ACQUIRED:	Re-signed on November 20, 2017.		

HIGHLIGHTS:

2018: BLUE BOMBERS: Jones had his consecutive-games played streak come to a halt at 75 after suffering a season-ending leg injury in a game against the Hamilton Tiger-Cats on June 29th. One of the best special-teams players on the club, Jones had three special-teams tackles and a fumble recovery.

2017: BLUE BOMBERS: Dressed for all 18 games for the fourth consecutive season, a streak of 72 consecutive, and made his first start in the Banjo Bowl when Taylor Loffler became ill on game day. Finished the year with eight tackles on defence, 11 tackles on special teams. Jones stuffed a Ty Long punt in July, giving him five career blocked punts.

2014-16: BLUE BOMBERS: Dressed for all 18 games and recorded six tackles and six special-teams tackles in 2014. Set a career-high with 15 special-teams tackles in 2015. In 2016 recorded his third and fourth career blocked punts just 23 days apart, on August 3 and August 23.

COLLEGE: Jones recorded 34 defensive tackles (23 solo) and two interceptions in seven games with Simon Fraser in 2013. In the previous two seasons, Jones racked up 78 tackles, two interceptions and 28 passes defended. His father, Ed Jones, was a defensive back with the Edmonton Eskimos who won five Grey Cups during their dynasty between 1978-82.

DJ LALAMA #25

LINEBACKER / NATIONAL



PLAYER PROFILE	CFL CAREER	
COLLEGE:	University of Manitoba	
HGT / WGT:	6.00 / 222 lbs	
BORN:	July 21, 1993 - Winnipeg, MB	CFL YR (WPG): 4TH / 1ST
DRAFT:	2016 Edmonton (Rd 8, #70)	
ACQUIRED:	Signed as a free agent on February 16, 2019.	

HIGHLIGHTS:

2016-18: MONTREAL ALOUETTES/EDMONTON

ESKIMOS: Lalama was originally selected by Edmonton in the eighth round, 70th overall, in the 2016 CFL Draft. He attended training camp with the Eskimos before returning to the University of Manitoba. Lalama spent the 2017 season with Montreal, playing in 15 games and recording ten special teams tackles. His 2018 season was wiped out because of injury and he signed as a free agent with the Bombers on February 16, 2019.

COLLEGE: During a four year career at the University of Manitoba, Lalama finished second all-time in school history in tackles with 184. In 2016, Lalama was awarded The Presidents' Trophy as the U Sports Defensive Player of the Year. In his senior season, Lalama led U Sports in total tackles (72.5) and solo tackles (54), finishing the eight-game regular schedule with 16 more total tackles than any other player in Canada West. He also tied for the conference lead in forced fumbles (3) and ranked third in the country in pass breakups (7).

CHRIS MATTHEWS #13



RECEIVER / INTERNATIONAL

PLAYER PROFILE		CFL CAREER	
COLLEGE:	Kentucky	CFL YR (WPG):	4TH / 3RD
HGT / WGT:	6.05 / 230 lbs		
BORN:	October 6, 1989 - Long Beach, CA		
DRAFT:	---		
ACQUIRED:	Signed as a free agent on May 10, 2019.		

HIGHLIGHTS:

HONOUR ROLL:

- CFL Most Outstanding Rookie, 2012
- Frank M. Gibson Trophy (Most Outstanding Rookie, East Division), 2012
- Blue Bombers Most Outstanding Rookie, 2012

2018: CALGARY STAMPEDERS: Matthews returned to the CFL after four years in the National Football League with the Calgary Stampeders last October and appeared in four regular season and two playoff games, including the 2018 Grey Cup. He had 12 receptions for 252 yards and a touchdown in the four regular-season contests and added seven catches and 98 yards in the playoffs.

2014-17: NFL: After his first stint in Winnipeg Matthews landed a deal with the Seattle Seahawks, signing in February of 2014. Matthews played in nine games for Seattle in 2015 before being released in November of that year. He then joined the Baltimore Ravens' practice squad and was activated on December of 2015, scoring his first touchdown on December 27th. Matthews missed the 2016 season due to injury and then suited up for six games for the Ravens before being released in November of 2017. Matthews played in a total of 25 regular-season and playoff games for the Seahawks and Ravens, with his best performance arguably coming in Super Bowl XLIX in which he had four catches for 109 yards and touchdown.

2012-13: BLUE BOMBERS: Matthews came to the Bombers in 2012 after a 2011 campaign in which he signed as an undrafted free agent by the Cleveland Browns in 2011 and, following his release, then played with the Arena Football League's Iowa Barnstormers. His first year with in Winnipeg was sensational, as he appeared in all 18 regular-season games and led the team with 81 catches, 1,192 receiving yards and seven touchdowns while being named not only the team's top rookie, but the CFL's Most Outstanding Rookie. He had six 100-yard games that season. Matthews was limited to just four games in 2013 due to injury, and finished the year with 14 receptions for one touchdown. Following that year he was released to pursue NFL interest.

COLLEGE: Matthews played two seasons (2009-10) at the University of Kentucky, making a total of 93 catches for 1,279 yards and 12 touchdowns. As a senior in 2010, he had 61 receptions for 925 yards and a team-leading nine scores. Prior to transferring to Kentucky, Matthews attended Los Angeles Harbor College for two seasons. In his sophomore season in junior college, he had 80 catches for 1,235 yards and 11 touchdowns in nine games.

JUSTIN MEDLOCK #9



KICKER-PUNTER / INTERNATIONAL

PLAYER PROFILE		CFL CAREER	
COLLEGE:	UCLA	CFL YR (WPG):	9TH / 4TH
HGT / WGT:	6.00 / 206 lbs		
BORN:	October 23, 1983 – Santa Clara, CA		
DRAFT:	---		
ACQUIRED:	Signed as a free agent on February 9, 2014; Re-signed November 30, 2017.		

HIGHLIGHTS:

HONOUR ROLL:

CFL Most Outstanding Special Teams Player: 2016

CFL All-Star: 2016

CFLPA All-Star: 2015, 2016

West Division All-Star: 2016

East Division All-Star: 2015 (Ham.), 2011 (Ham.)

Blue Bombers Most Outstanding Special Teams Player:
2016, 2017, 2018

2017: Set a career-best FG made streak with 28 in a row
(across 2016-17, ended July 21/17)

2018: BLUE BOMBERS: One of the best kickers in CFL history, Medlock continued his solid work by connecting on 89.4 per cent of his field goals (42 of 47) in 17 games in 2018. He was also the only kicker in the CFL to be perfect on convert attempts (52 of 52), while leading the league with 13 punts placed inside an opponent's 10-yard line. Medlock was a perfect 6-for-6 in a 40-32 overtime win in Ottawa in October and was 7-for-8 in the club's two playoff games — the lone miss a 54-yard attempt in frigid conditions in the West Semi-Final win over Saskatchewan. Medlock has now played in 128 career CFL games over his eight-year career, and has a career field-goal percentage of 86.5. In his three seasons with Winnipeg, Medlock has connected on 158 of 185 field goals (85.4 per cent), and has missed only one convert, hitting on 140 of 141 attempts.

2017: BLUE BOMBERS: Led the CFL in scoring for the third straight year and second consecutive as a Bomber with 226 points. Led the CFL in converts with 48 and field goals, with 56. Connected on 56 of his 70 field-goal attempts (80 per cent), with his longest covering 57 yards. Led the league in attempts (37) and makes (22) of field goals 40 yards and longer and was six of 10 from 50 yards-plus. The average distance of his makes was 33.9 yards, second in the CFL to Hamilton's Sergio Castillo (35.2). Medlock hit game-winning field goals in overtime against Saskatchewan on Canada Day and in Montreal in August and connected on two field goals in the final minute of

a win over Ottawa in August. Tied a Bomber record he already shared with Trevor Kennerd with a 7 field-goal game against B.C. in October. Set a new career best in punting with a 43.7-yard average, with seven attempts landing inside the opponent's 0-yard line. In his first two years as a Bomber Medlock has connected on 116 of 138 (84.1 per cent) of his field-goal attempts and is 88 of 89 in converts. Now has 1,142 career points, ranking him 19th on the CFL's all-time scoring list.

2016: BLUE BOMBERS Named the CFL's Most Outstanding Special Teams Player after a simply sensational season in which he led the CFL in scoring with a club record 227 points, becoming first Bomber to do so since Troy Westwood in 2003). Made a CFL record 60 field goals on 68 attempts (88.2 per cent).

CFL CAREER (2009-2015): Played two seasons for Toronto including one full campaign in 2009. Made 40-of-46 FG attempts as a first-year player but saw limited action in 2010 before being waived. Signed by Edmonton and traded to Hamilton on March 21, 2011 with Carlos Thomas for a 2nd-round draft pick. Returned to the CFL with Hamilton in 2014 after an NFL stint and played two seasons with the Tiger-Cats, connecting on 89 per cent of his field goals and being named a CFL All-Star in 2015 while leading the league in scoring with 181 points.


PROFESSIONAL: Selected by the Kansas City Chiefs in the fifth round (160th overall) in the 2007 NFL Draft. Also had stints with the St. Louis Rams (2008), Washington Redskins, Detroit Lions and the United Football League's Omaha Nighthawks (all in 2010), the Carolina Panthers (2012) and Oakland Raiders (2013).

COLLEGE: Played for the UCLA Bruins from 2003-06. Set a school record with six field goals of 50 yards or more and was a four-year letterman. Finished his college career hitting on 70 of 80 field goal attempts, and as a senior in 2006, was a consensus First Team All-American.

THOMAS MILES #52

VETERANS

MILES



LINEBACKER / NATIONAL

PLAYER PROFILE		CFL CAREER	
COLLEGE:	Manitoba	CFL YR (WPG):	6TH / 3RD
HGT / WGT:	6.01 / 232 lbs		
BORN:	July 31, 1992 - Winnipeg, MB		
DRAFT:	Toronto in 2014 (Rd 4, #33)		
ACQUIRED:	Signed as a free agent on March 6, 2017.		

HIGHLIGHTS:

2018: BLUE BOMBERS: Appeared in all 18 games in his second season with the Bombers. Finished with four defensive tackles and continued to make significant contributions on special teams, where he registered 12 tackles, the second-best total in his career. Continues to be one of the most-involved Blue Bombers off the field, making several appearances in the community for the Bombers Tackle Bullying, Break The Silence On Violence Against Women and Hit the Books programs.

2017: BLUE BOMBERS: Joined his hometown Bombers in March as a free agent and dressed for all 18 games. Tied for third on the club with a career-best 14 tackles on special teams and added five on defence. Ranked #19 in the CFL with his 14 ST stops.

2014-16: TORONTO ARGONAUTS Drafted in the fourth round (33rd overall) and played in all 18 games as a rookie. Played in 11 games in each of the 2015 and 2016 seasons. Made seven starts late in the 2015 season and set a career best with 45 tackle while adding a sack and forced fumble.

COLLEGE: Spent four seasons with the University of Manitoba (2010-13) after playing at Churchill High School. As a member of the Bisons, he totaled 80 defensive tackles, 19 special teams tackles, one sack, one forced fumble, one tackle for a loss and three fumble recoveries – one for a touchdown.

MIKE MILLER #24



FULLBACK-LINEBACKER / NATIONAL

PLAYER PROFILE		CFL CAREER	
COLLEGE:	Acadia	CFL YR (WPG):	9TH / 3RD
HGT / WGT:	6.0 / 218 lbs		
BORN:	March 15, 1989 - Riverview, NB		
DRAFT:	Undrafted in 2011		
ACQUIRED:	Signed as a free agent on March 3, 2017.		

HIGHLIGHTS:

2018: BLUE BOMBERS: Miller finished second on the Bombers with 22 special-teams tackles, two behind Chandler Fenner, while dressing for all 18 regular-season and both playoff games. He now has suited up for 158 regular-season games in his career and amassed 160 career special-teams tackles.

2017: BLUE BOMBERS: Joined the Bombers as a free agent after spending the first six years of his CFL career with the Edmonton Eskimos. Dressed for all 18 games and led the team with 22 tackles on special teams, ranking sixth in the CFL. Now has 138 career tackles on special teams. Scored his first career touchdown against the B.C. Lions on October 28th after scooping up a punt block. Also recovered an onside field-goal attempt in B.C. on July 21st that led to a TD.

2011-16: EDMONTON ESKIMOS: Established himself as one of the CFL's best special-teams tacklers during his days with the Esk. Led the CFL with 27 tackles on special teams in 2016. Also spent time as a starter in the Eskimos' backfield blocking and making the occasional catch (three for 20 yards). A member of the 2015 Eskimos Grey Cup championship team. Originally signed as an undrafted free agent on May 18, 2011.

COLLEGE: Spent four years with the Acadia Axemen, finishing with 133 defensive tackles, third all-time in school history. Was a Second-Team CIS All-Canadian and AUS All-Star in 2009.

PATRICK NEUFELD #53

VETERANS

NEUFELD



OFFENSIVE LINEMAN / NATIONAL

PLAYER PROFILE		CFL CAREER	
COLLEGE:	Saskatchewan	CFL YR (WPG):	9TH / 7TH
HGT / WGT:	6.06 / 313 lbs		
BORN:	December 26, 1988 - Regina, SK		
DRAFT:	2010 Saskatchewan (Rd 5, #33)		
ACQUIRED:	Trade from SSK on October 10, 2013 for DE Alex Hall and a draft pick.		

HIGHLIGHTS:

2018: BLUE BOMBERS: Put together his best season as a pro, starting all 18 games at left guard for an offensive line that was critical in the Bombers leading the league in scoring and helping Andrew Harris win his second consecutive rushing title.

2017: BLUE BOMBERS: Appeared in all 18 games in 2017, starting the final two regular-season games and the West Division Semi-Final.

2013-16: BLUE BOMBERS: Acquired from the Saskatchewan Roughriders on October 10, 2013 for DE Alex Hall and a second-round pick in the 2014 CFL Draft. Appeared in three games with the Riders in 2013 before the trade but did not play for the Bombers that season

after the deal. Appeared in 27 games over the next three years – eight in 2014, 12 in 2015 and seven in 2016 – as he battled through a series of injuries.

2011-13: SASKATCHEWAN ROUGHRIDERS: Drafted in the fifth round of the 2010 CFL Draft by the Riders, 33rd overall, and opted to return to the University of Saskatchewan after training camp. Appeared in 37 games for the Riders from 2011 through to his trade to Winnipeg in 2013.

COLLEGE: Spent four seasons at the University of Saskatchewan (2008-2011) and as a senior was named a CIS First Team All-Canadian and Canada West All-Star. Helped the Huskies to the best offensive record in the CIS in 2011. Played in the East-West Bowl in 2011.

DRAKE NEVIS #92



DEFENSIVE LINEMAN / INTERNATIONAL

PLAYER PROFILE		CFL CAREER	
COLLEGE:	Louisiana State	CFL YR (WPG):	5TH / 3RD
HGT / WGT:	6.0 / 300 lbs		
BORN:	May 8, 1989 - Marrero, LA		
DRAFT:	---		
ACQUIRED:	Signed as a free agent on February 15, 2017; Re-signed December 28, 2017.		

HIGHLIGHTS:

2018: BLUE BOMBERS: Authored arguably his best season as a Bomber, dressing and starting all 18 and both playoff contests. Nevis registered 26 tackles, two sacks, two pass knockdowns and a fumble recovery.

2017: BLUE BOMBERS: Signed as a free agent with the Bombers on February 14, 2017. Appeared in 14 games last season, all starts. Finished the year with 22 tackles, one quarterback sack, three knockdowns and a tackle for a loss. Posted a season-high five tackles against Calgary on July 7. Re-signed before becoming a free agent on December 28, 2017.

2015-16: HAMILTON TIGER-CATS Saw action in 14 games for the Tiger-Cats, picking up five quarterback sacks along with 29 tackles. Started the 2016 East Semi-Final and made one tackle. Did not play in 2015 after signing with the Ticats, spending 11 weeks on the injured list and another seven on the 46-man roster as a reserve.

PROFESSIONAL: Prior to joining Hamilton, Nevis spent time in the NFL from 2011-2014 after being selected by Indianapolis in the third round, 87th overall, in the 2011 NFL Draft. Recorded 50 tackles (23 assisted), one sack and one pass deflection in 26 career NFL games. Following his time in Indianapolis, Nevis also spent time with Dallas (11 games played), Jacksonville and San Diego.

COLLEGE: Appeared in 44 games over four seasons (2007-10) at LSU, registering 84 tackles, 27 tackles for a loss, 11 quarterback sacks, four forced fumbles, one interception and five pass break-ups. Named a Second Team All-American and First Team All-SEC as a senior.

MATT NICHOLS #15

VETERANS

NICHOLS



QUARTERBACK / INTERNATIONAL

PLAYER PROFILE		CFL CAREER	
COLLEGE:	Eastern Washington	CFL YR (WPG):	9TH / 5TH
HGT / WGT:	6.02 / 211 lbs		
BORN:	March 19, 1987 – Redding, CA		
DRAFT:	----		
ACQUIRED:	In a trade with Edmonton on September 2, 2015 for a 2015 Draft Pick. Re-signed in January 2017.		

HIGHLIGHTS:

HONOUR ROLL:

Blue Bombers Most Outstanding Player: 2016, 2017

2018: BLUE BOMBERS: Began the season on the injured list after suffering a knee injury near the end of training camp. Missed the first three regular-season games before returning to the lineup to start on July 7th in a home win over the B.C. Lions. Completed 64.8 per cent of his passes for 3,146 yards with 18 touchdowns and 13 interceptions, while rushing for 52 yards and another TD. His quarterback-efficiency rating was 91.0, fifth-best amongst CFL starters, while his QUAR rating was 72.0, also fifth amongst starters. Helped guide the Bombers to the postseason for a third consecutive season and the franchise's first playoff win since 2011 with the victory in the West Semi-Final. His best statistical game of 2018 was his 358-yard, two-passing-TDs effort in a playoff-clinching win over Calgary on October 26th. Has led the Bombers in passing yardage in each of his four seasons with the club and since being named the unquestioned starter in late July of 2016 has guided the team to a 30-15 record. Currently sits in ninth place on the Bombers all-time passing yardage list with 10,041, with Jack Jacobs ranked eighth at 11,094 yards.

2017: BLUE BOMBERS: Backed up his 2016 season with an even better 2017, setting career-best marks for passing with 4,472 yards and 28 touchdowns against just eight interceptions in 17 games. His 103.8 quarterback-efficiency rating, 71.0 completion percentage and 3.5 touchdown-to-interception ratio all topped the CFL. Went 11-6 in his 17 regular-season starts, as a hand injury kept him out of the regular-season finale win in Calgary (started by Dan LeFevour). Eclipsed the 300-yard passing mark in six games. Working with a broken ring finger on his throwing hand and a calf injury he completed 23 of 33 passes for 334 yards and three touchdowns and no interceptions in the West Semi-Final loss to Edmonton. Named the Bombers Most Outstanding Player for the second consecutive season.

2016: BLUE BOMBERS: Played his first full season for the Bombers in 2016, passing for a career high 3,666 yards

which ranked fifth overall in the CFL. Started the final 13 games after backing up Drew Willy to start the season and began with a 7-0 run to lead the club to the playoffs for the first time since 2011. One of only three CFL QBs to lead their club to 10-plus wins in 2016 as the Bombers went 10-3 in his starts. Passed for a playoff and overall career-high 390 yards in the 2016 West Semi-Final at B.C. Had a streak of 166 consecutive passes without an interception. Named the Bombers Most Outstanding Player. Signed to a contract extension on January 18, 2017.

2015: BLUE BOMBERS: The Bombers acquired Nichols from the Eskimos on September 2, 2015 for a conditional seventh-round draft choice in 2017. Winnipeg went 2-5 in the seven games started by Nichols, dropping four of those games by a total of 13 points, as he threw for 1,757 yards with 10 TDs against seven interceptions. Re-signed on January 5, 2016.

2010-15: EDMONTON ESKIMOS: Signed with Edmonton on October 13, 2010 and spent the final three games on the practice roster. Dressed for all 18 games in 2012, backing up Kerry Joseph and Steven Jyles, completing 57.8 per cent of his passes for seven touchdowns, three interceptions and a 107.7 quarterback rating. Suffered a devastating broken leg in the 2012 playoffs. During the 2013 preseason Nichols was battling Mike Reilly for the Eskimos starting QB job when he suffered a year-ending knee injury. With Reilly then entrenched as the No. 1 QB, Nichols completed 62.3 per cent of his passes in relief in 2014, with four touchdowns and five interceptions. In 2015, Nichols made seven starts with Reilly injured and the Eskimos went 5-2 before he was traded to Winnipeg.

PROFESSIONAL: Signed as an undrafted free agent with the Dallas Cowboys in 2010, appearing in two preseason games before his release.

COLLEGE: A four-year starter with the Eastern Washington Eagles, Nichols broke 14 school records and six Big Sky Conference marks. Was the Big Sky Conference Offensive Player of the Year in 2007 and 2009. His career passing yards (12,616) were the most in Big Sky Conference history.

DANIEL PETERMANN #81



WIDE RECEIVER / NATIONAL

PLAYER PROFILE		CFL CAREER	
COLLEGE:	McMaster University	CFL YR (WPG):	2ND / 2ND
HGT / WGT:	5.11 / 210 lbs		
BORN:	October 4, 1995 - Stoney Creek, ON		
DRAFT:	2018 Winnipeg (Rd 3, #26)		
ACQUIRED:	Selected in the 2018 CFL Draft.		

HIGHLIGHTS:

2018: BLUE BOMBERS: Petermann was selected in the third round, 26th overall, in the 2018 CFL Draft and made an immediate impression by dressing for all 18 games and pulling in 10 passes for 154 yards and one touchdown. Caught his first career pass in a win over Montreal on June 22nd and his first touchdown in the Banjo Bowl, a game in which he finished with four receptions for 67 yards. Made his first CFL start in Edmonton on September 29th.

COLLEGE: He spent four seasons with the McMaster Marauders. In 2017, Petermann led the Marauders with 36 catches for 517 yards and two touchdowns. In 2014, Petermann earned the OUA rookie of the year award with 61 catches for 831 yards and nine touchdowns.

CHAD REMPEL #46

VETERANS

REMPER



LONG SNAPPER / NATIONAL

PLAYER PROFILE		CFL CAREER	
COLLEGE:	Saskatchewan	CFL YR (WPG):	15TH / 6TH
HGT / WGT:	6.03 / 251 lbs		
BORN:	May 23, 1982 - Sherwood Park, AB		
DRAFT:	2004 Edmonton (Rd 5, #35)		
ACQUIRED:	Signed as a free agent on May 30, 2015.		

HIGHLIGHTS:

HONOUR ROLL: CFLPA All-Star: 2017, 2018

2018: BLUE BOMBERS: Rempel remains the best long-snapper in the CFL, and was so honoured by the CFL Players' Association with a berth on their all-star team for the second straight year. He is critical to the success of Bombers kicker Justin Medlock, who has been named the Bombers Most Outstanding Special Teams Player in three consecutive seasons. Rempel has not missed a game since rejoining the club in 2015. The 2019 season will be Rempel's fifth with Winnipeg and 15th in the CFL. Rempel signed a two-year contract with the club on January 9, 2019.

2017: BLUE BOMBERS: Dressed for all 18 games as the Bombers long-snapper, marking the third consecutive season he dressed for every game. Chipped in with two tackles on special teams en route to be named to the CFLPA All-Star team.

2015-16: BLUE BOMBERS: Signed with the Bombers on May 30, 2015 as a free agent. Dressed for 18 games that season, adding three tackles on special teams. Played a critical role in helping Justin Medlock earn the CFL's Most

Outstanding Special Teams Player award in 2016, serving as the long snapper for all 18 games.

2005-14: WINNIPEG, TORONTO, HAMILTON, SASKATCHEWAN: Originally drafted by the Edmonton Eskimos in the fifth round (35th overall) of the 2004 CFL Draft as a receiver. Did not see action with the Eskis; joined the Bombers later in 2005 and dressed for nine games. Moved to Toronto in 2006 and played in 16 games over the next two years, catching five passes for 70 yards in 2007. Spent 2008 with Hamilton, catching three passes for 48 yards in 11 games. Returned to Toronto in 2009 and set a career best with nine receptions for 76 yards. That same season he began working on extending his career as a long-snapper. After the 2013 season he got a look with the Chicago Bears in 2014 and then joined the Saskatchewan Roughriders for the final six games of the 2014 season. In 2009 Rempel was also a member of Lyndon Rush's bobsleigh team that won the 2009 Canadian four-man championship.

COLLEGE: Spent five years at the University of Saskatchewan (1999-2003) and was a Canada West All-Star in 2001 and 2002.



DEFENSIVE END / INTERNATIONAL

PLAYER PROFILE		CFL CAREER	
COLLEGE:	Michigan	CFL YR (WPG):	5TH / 2ND
HGT / WGT:	6.04 / 256 lbs		
BORN:	January 25, 1991 – Scottsdale, AZ		
DRAFT:	----		
ACQUIRED:	Signed on February 16, 2018.		

HIGHLIGHTS:

2018: BLUE BOMBERS: Roh proved to be a reliable and durable addition for the Bombers, suiting up for all 18 games in his first season in Winnipeg while leading the club with eight quarterback sacks. Roh finished the year with 30 defensive tackles, adding two pass knockdowns, two tackles for a loss while recovering one fumble. In 62 CFL games spread out over three seasons with the Bombers and B.C. Lions Roh, nicknamed 'Death Roh', has registered 28 sacks.

2017: B.C. LIONS: Signed as a free agent with the Bombers after a 2017 season in which he led the Lions with seven and in quarterback pressures in 15. Had a season-high two sacks against Hamilton on September 22 and three pressures vs. the Ticats on July 15. Added three tackles for a loss, tied for second among B.C. defenders. Dressed for 16 games, all starts.

2015-16: B.C. LIONS: Joined the Lions in 2015 after signing as an undrafted free agent with the Carolina Panthers in 2013. Played and started in 13 games in his rookie year with the Lions, registering six sacks and adding 24 tackles. Started 16 games in 2016, finishing with seven sacks, one forced fumble and two knockdowns.

COLLEGE: Highly recruited out of Arizona, Roh settled on Michigan and started immediately as a freshman in 2009 and was named to The Sporting News Freshman All-Big Ten team. Named to the All-Big Ten second team in 2012 and won the Richard Katcher Award as Michigan's best defensive lineman. Was also named to the Academic All-Big Ten team.

WINSTON ROSE #30

VETERANS

ROSE



DEFENSIVE BACK / INTERNATIONAL

PLAYER PROFILE		CFL CAREER	
COLLEGE:	New Mexico State	CFL YR (WPG):	3RD / 1ST
HGT / WGT:	6.0 / 171 lbs		
BORN:	Nov. 29, 1993 - Inglewood, GA		
DRAFT:	----		
ACQUIRED:	Signed as a free agent on February 14, 2019.		

HIGHLIGHTS:

2018: B.C. LIONS: Rose signed with the Blue Bombers as a free agent on February 14, 2019 and will be entering his third season in the Canadian Football League. Rose dressed for all 18-regular season and the East Division Semi-Final for the B.C. Lions in 2018, starting 18 of those 19 contests at cornerback. The 2018 campaign was his best as a professional, as he tied for the team lead with five interceptions while adding 32 defensive tackles, four pass knockdowns, two tackles for a loss and eight special-teams tackles.

2017: OTTAWA REDBLACKS: Rose made his CFL debut for Ottawa on September 29th, 2017 in a game against the Saskatchewan Roughriders, registering five

tackles. Rose appeared in four games that season for the RedBlacks, picking up 21 tackles.

PROFESSIONAL: Rose first came to the CFL in 2016 as a late-season practice-roster addition of the Toronto Argonauts after National Football League stints with the Los Angeles Rams and Indianapolis Colts. He later signed by Ottawa in July of 2017.

COLLEGE: Rose began his college career at Los Angeles Valley College before transferring to New Mexico State in 2013. He appeared in 23 games over three seasons with the Aggies, recording 94 total tackles, five interceptions, two tackles for a loss, eight pass knock-downs and a forced fumble.

JOHN RUSH #32



FULLBACK / NATIONAL

PLAYER PROFILE		CFL CAREER	
COLLEGE:	Guelph	CFL YR (WPG):	3RD / 3RD
HGT / WGT:	6.01 / 227 lbs		
BORN:	October 23, 1993 – Niagara Falls, ON		
DRAFT:	---		
ACQUIRED:	Signed December 13, 2016.		

HIGHLIGHTS:

2018: BLUE BOMBERS: A versatile linebacker converted to a fullback, Rush dressed for 13 games in 2018 and contributed one tackle on special teams. He also remains one of the most-active players in terms of donating his time to charity and community events. Rush signed a two-year contract extension on January 4, 2019.

2017: BLUE BOMBERS: Rush attended training camp with the Bombers in 2016, and returned to the club a year later. Dressed for all 18 games after converting from linebacker to fullback. Chipped in with six tackles on special teams.

COLLEGE: Was named a CIS All-Canadian and the Presidents Trophy winner in 2015 as the top defensive player in Canadian university football after leading the country with 60 tackles. A three-time team captain and the MVP of the OUA final in 2015. In his five years with the Gryphons Rush racked up 150 solo tackles, 129 assists, nine sacks, two forced fumbles and four interceptions. Was a OUA All-Star in his second year at Guelph; missed 2013 with a knee injury.

MARCUS SAYLES #14

VETERANS

SAYLES



DEFENSIVE BACK / INTERNATIONAL

PLAYER PROFILE		CFL CAREER	
COLLEGE:	University of West Georgia	CFL YR (WPG):	2ND / 2ND
HGT / WGT:	5.09 / 176		
BORN:	Oct. 1, 1994 – Alpharetta, GA		
DRAFT:	----		
ACQUIRED:	Signed on Feb. 1, 2018.		

HIGHLIGHTS:

HONOUR ROLL:

Blue Bombers Most Outstanding Rookie Player, 2018

2018: BLUE BOMBERS: Sayles put together a fantastic first season in the CFL, en route to being named the Bombers Most Outstanding Rookie Player. Dressing for 16 games, with 15 starts, Sayles finished third on the club in total defensive plays — behind only Adam Bighill and Jovan Santos-Knox — with 72 tackles, three interceptions,

five pass knockdowns, one fumble recovery, one quarterback sack and two forced fumbles. He also blocked a punt in a win over Edmonton in September.

COLLEGE: Sayles played 46 games with the West Georgia Wolves, recording 123 tackles, 12 interceptions and 24 pass breakups. In 2017, Sayles signed as an undrafted free agent with the Buffalo Bills before spending time on the Los Angeles Rams practice roster.

CHRIS STREVELER #17



QUARTERBACK / INTERNATIONAL

PLAYER PROFILE		CFL CAREER	
COLLEGE:	University of South Dakota	CFL YR (WPG):	2ND / 2ND
HGT / WGT:	6.01 / 216 lbs		
BORN:	January 6, 1995 – Crystal Lake, IL		
DRAFT:	----		
ACQUIRED:	Signed on May 4, 2018.		

HIGHLIGHTS:

2018: BLUE BOMBERS: Streveler signed with the Bombers on May 4th, 2018 and, by the end of the season, had become a household name in Winnipeg. He began as a project quarterback, but after the retirement of Darian Durant and an injury to Matt Nichols near the end of training camp was the club's starter for opening night. In doing so, he became just the 12th straight-from-college quarterback to start Week 1 for a CFL team since 1959 and the first since Anthony Calvillo with the Las Vegas Posse in 1994. He was also the first fresh-from-college QB to start an opener for the Bombers since John Schneider in 1968. The Bombers went 1-2 under Streveler in his first three starts as a pro, and as the season progressed his role in the offence remained prominent even with the return of Nichols. Streveler completed 61.4 per cent of his passes for

11 touchdowns against five interceptions, while rushing for an additional 441 yards — second on the team to Andrew Harris — and another 10 touchdowns. Those numbers made him the first Bombers QB since Matt Dunigan in 1993 to hit double-digit TD totals through the air and along the ground.

COLLEGE: Streveler began his college career at the University of Minnesota, playing both quarterback and receiver before transferring to the University of South Dakota. His two seasons with the Coyotes were spectacular, as he threw for 6,081 yards and 54 touchdowns. In 2017, Streveler was named MVFC Offensive Player of the Year and was a finalist for the Walter Payton Award.

JAKE THOMAS #95

VETERANS



DEFENSIVE LINEMAN / NATIONAL

PLAYER PROFILE		CFL CAREER	
COLLEGE:	Acadia	CFL YR (WPG):	8TH / 8TH
HGT / WGT:	6.02 / 275 lbs		
BORN:	December 6, 1990 – Douglas, NB		
DRAFT:	2012 Winnipeg (Rd 4, #29)		
ACQUIRED:	Re-signed May 22, 2018.		

HIGHLIGHTS:

2018: BLUE BOMBERS: Thomas is the longest-serving member of the Bombers and, after a late return to the club in May of 2018, then dressed for all 18 regular season and two playoff games last season. Thomas recorded three sacks, 17 tackles and forced two fumbles. In 119 career games, all with the Bombers and including 25 sacks, Thomas has recorded 92 tackles, 13 sacks, forced three fumbles and picked off one pass. Thomas signed a one-year contract extension on January 8, 2019.

2017: BLUE BOMBERS: Dressed for all 18 games, making seven starts and set a career high for tackles (21) and tied a career high for quarterback sacks with four, while adding nine pressures, a fumble recovery while registering his first career interception.

2012-16: BLUE BOMBERS: Has played his entire 100-game career with the Bombers. Dressed for 13 games as a rookie in 2012 and has missed only three games since. He had a streak of 62 consecutive games played end in September of 2016.

COLLEGE: Played in all eight games in his final season with the Axeman, finishing second in the AUS conference with nine sacks. Named to the AUS Conference All-Star Team and was also Second-Team All-Canadian in 2010. Played for Tam Canada at the 2011 IFAF World Championships in Austria.

THOMAS

KYRIE WILSON #19



LINEBACKER / INTERNATIONAL

PLAYER PROFILE		CFL CAREER	
COLLEGE:	Fresno State	CFL YR (WPG):	3RD / 3RD
HGT / WGT:	6.01 / 216 lbs		
BORN:	November 5, 1992 - Fresno, CA		
DRAFT:	---		
ACQUIRED:	Signed on April 19, 2017.		

HIGHLIGHTS:

2018: BLUE BOMBERS: Wilson dressed for five regular season and two playoff games for the Bombers, starting in the postseason for an injured Jovan Santos-Knox. Wilson had five tackles in the regular season, and in his two playoff starts combined for four tackles, one tackle for loss and one sack.


2017: BLUE BOMBERS: Signed by the Bombers in April, was released on June 17 and then added to the practice roster a month later. Appeared in one game for the club in 2017, dressing for the Banjo Bowl against Saskatchewan on September 9 and made one tackle on special teams. Signed as an undrafted free agent with the Oakland Raiders in 2016.

COLLEGE: A three-year starter at Fresno State.

Wilson finished his college career with 251 combined tackles (144 solo), 14.5 tackles for loss and two interceptions in 38 starts at linebacker. As a senior in 2015 he had 74 tackles, three tackles for losses and two forced fumbles.

DREW WOLITARSKY #82

VETERANS



WIDE RECEIVER / NATIONAL

PLAYER PROFILE		CFL CAREER	
COLLEGE:	Minnesota	CFL YR (WPG):	3RD / 3RD
HGT / WGT:	6.03 / 220 lbs		
BORN:	March 22, 1995 – Santa Clarita, CA		
DRAFT:	Supplemental Draft, 2017		
ACQUIRED:	Selected in a CFL Supplemental Draft on June 27, 2017.		

HIGHLIGHTS:

2018: BLUE BOMBERS: Wolitarsky enjoyed a sensational break-through season in his second year with the Bombers. He finished the year with 45 receptions for 650 yards and five touchdowns — the 650 yards receiving second on the team to Darvin Adams — in 18 games, all of them starts. Wolitarsky added six receptions for 81 yards and another touchdown in the Bombers two playoff games. In his last 11 games — excluding the regular season finale in Edmonton in which some regulars didn't dress or had their snaps limited — Wolitarsky had 43 receptions for 574 yards and two TDs. Wolitarsky's 650 receiving yards in 2018 were the most by a Bombers Canadian receiver since Gerald Wilcox had 1,024 yards on 69 receptions in 1995.

2017: BLUE BOMBERS: Selected by the Bombers on June 27, 2017 in one of the CFLs Supplemental Drafts. The Bombers forfeited a third-round pick in the 2018 CFL Draft.

Wolitarsky was added to the practice roster on June 27 and finished the year dressing for five games. Made his CFL debut on October 6th against Hamilton and caught his first career reception in that game, for 15 yards. Wolitarsky was born in California, but his mother is from Montreal. He provided proof of Canadian citizenship to allow him to qualify as a national player.

COLLEGE: Finished his career at Minnesota with 130 catches, tied for eighth all-time in Gophers history. His 1,749 yards receiving ranks ninth all-time. As a senior in 2016 he played in all 13 games and set career high in catches (66) and touchdowns (five). His 66 receptions ranked tied for second all-time as a senior. Named an All-Big Ten Third-Team All Star and was also an Academic All-Big Ten. Also an Academic All-Big Ten in 2014, his sophomore season.

WOLITARSKY



WTM

NEWCOMERS





#88 RASHEED BAILEY

INTERNATIONAL

RECEIVER

HEIGHT: 6' 1" / BORN: July 29, 1993 – Philadelphia, PA

WEIGHT: 210 lbs / COLLEGE: Delaware Valley University

ACQUIRED: Signed as a free agent on February 5, 2019.

CAREER NOTES & STATS:

Bailey played four seasons for the Delaware Valley University Aggies, finishing with 165 receptions for 3,138 receiving yards and 29 touchdowns. Bailey finished his college career as the school's all-time leader in receiving yards and second in receiving touchdowns. In 2015, Bailey signed with the Philadelphia Eagles as an undrafted free agent. He also spent time with the BC Lions, Jacksonville Jaguars, San Diego Chargers, Cleveland Browns and Carolina Panthers.



#90 PATRICK CHOUDJA

INTERNATIONAL

DEFENSIVE END

HEIGHT: 6' 4" / BORN: April 11, 1996 – Oakley, CA

WEIGHT: 256 lbs / COLLEGE: Nevada

ACQUIRED: Signed as a free agent on December 4, 2018.

CAREER NOTES & STATS:

Choudja played four seasons with the Nevada Wolfpack, totalling 93 tackles, four and a half sacks and four forced fumbles in 50 games. Choudja signed with the San Francisco 49ers as an undrafted free agent in 2018.



#61 DREW DESJARLAIS

NATIONAL

OFFENSIVE LINEMAN

HEIGHT: 6' 2" / BORN: April 24, 1997 – Belle River, ON

WEIGHT: 313 lbs / COLLEGE: Windsor University

ACQUIRED: 2019 CFL Draft (Rd 1, #4)

CAREER NOTES & STATS:

Desjarlais was selected fourth overall. He spent four seasons at Windsor, playing and starting 27 games over that time at both right and left guard. He played for the West Team in the U SPORTS East-West Bowl last season and was named an OUA second-team all-star.



#38 MANUEL HERNANDEZ-REYES

GLOBAL

LINEBACKER

HEIGHT: 6' 01" / BORN: November 27, 1996 – Mexico

WEIGHT: 195 lbs / COLLEGE: Universidad De Las Americas Puebla

ACQUIRED: 2019 CFL/LFA Draft

CAREER NOTES & STATS:

Hernandez-Reyes was the Bombers second choice, 17th overall, in the CFL's first-ever draft of talent from Mexico's Liga de Futbol Americano Profesional (LFA). Reyes is a product of the Universidad de las Americas Puebla.



#67 ASOTUI ELI

NATIONAL

OFFENSIVE LINEMAN

HEIGHT: 6' 04" / BORN: January 31, 1996 – Richmond, BC
 WEIGHT: 326 lbs / COLLEGE: University of Hawaii
 ACQUIRED: 2019 CFL Draft (Rd 4, #34)

CAREER NOTES & STATS:

Eli was selected in the fourth round, 34th overall, in the 2019 CFL Draft. A product of the University of Hawai'i, he appeared in 36 games over three seasons with the Rainbow Warriors. A redshirt junior in 2018, Eli was a key member of the line that helped UH to its best rushing average (168.2) in 22 years in 2017 and recorded 22 knockdowns on the season. Eli was named to the pre-season Rimington Award watch list for the second straight year in 2017 and was also named the Polynesian College Football Player of the Year Watch List prior to the season.



#41 KERFALLA EXUME

NATIONAL

DEFENSIVE BACK

HEIGHT: 6' 0" / BORN: February 24, 1994 – Montréal, QC
 WEIGHT: 197 lbs / COLLEGE: Université de Montréal
 ACQUIRED: 2019 CFL Draft (Rd 8, #70)

CAREER NOTES & STATS:

Exumé was selected by the Bombers in the eighth round, 70th overall, in the 2019 CFL Draft. He played in 22 games over four seasons with the Carabins. In 2018, he registered 11 tackles, two pass breakups and two interceptions, one of which he returned for a touchdown.



#68 GEOFF GRAY

NATIONAL

DEFENSIVE BACK

HEIGHT: 6' 08" / BORN: August 11, 1994 – Winnipeg, MB
 WEIGHT: 308 lbs / COLLEGE: University of Manitoba
 ACQUIRED: 2018 CFL Draft (Rd 1, #8)

CAREER NOTES & STATS:

Drafted in the first round, 8th overall, in the 2017 CFL Draft, Gray joined the club on October 15, 2018 after stints in the NFL with the Green Bay Packers, New York Jets and Cleveland Browns. Gray was first signed by the Packers as an undrafted free agent in May of 2017, before being released at the conclusion of training camp in 2017. He was immediately added to the practice squad of the Jets, but was signed by the Browns off New York's roster in December of 2017. He was waived by the Browns on August 28th, 2018.

Gray was a star during his days at the University of Manitoba. He was named the Canada West Outstanding Down Lineman of the Year in 2017, a Canadian University First-Team All-Star, as well as a Canada West All-Star. He played in 32 games with Manitoba, starting 30, as well six playoff games, playing both guard and tackle.



#91 CONNOR GRIFFITHS

NATIONAL

DEFENSIVE LINEMAN

HEIGHT: 6' 3" / BORN: June 6, 1997 – Langley, BC
 WEIGHT: 281 lbs / COLLEGE: UBC
 ACQUIRED: 2019 CFL Draft (Rd 3, #25)

CAREER NOTES & STATS:

Griffiths was selected in the third round, 25th overall, in the 2019 CFL Draft. He played 42 games with the Thunderbirds, recording 48 tackles and six sacks over four seasons. Griffiths was named a Canada West All Star in his senior year and was named to the 2018 East-West Bowl after amassing 17.5 total tackles and two sacks, adding another 5.5 tackles and a sack in two playoff games. Griffiths was also named an All-Canadian in 2017.



#21 NICK HALLETT

NATIONAL

DEFENSIVE BACK

HEIGHT: 5'11" / **BORN:** February 12, 1994 – London, ON
WEIGHT: 188 lbs / **COLLEGE:** University of Toronto
ACQUIRED: 2019 CFL Draft (Rd 7, #61)

CAREER NOTES & STATS:

Hallett was selected 61st overall in the 2019 CFL Draft. He played in 28 games with the Varsity Blues over six seasons. In three games in 2018, Hallett recorded 13 tackles, one forced fumble, one fumble recovery and one touchdown. In 2017, he led the Blues and ranked fourth in the OUA with 60 tackles, adding one sack, two fumble recoveries, one interception and five break ups.



#3 THADRIC HANSEN

GLOBAL

LINEBACKER

HEIGHT: 6' 2" / **BORN:** December 26, 1992 – Germany
WEIGHT: 243 lbs / **COLLEGE:**
ACQUIRED: 2019 CFL European Draft

CAREER NOTES & STATS:

Hansen was the Bombers first selection, 2nd overall in the CFL's inaugural European Draft. The 26-year-old product of Flensburg, Germany played last season with the Potsdam Royals in the German Football League and has also suited up for the Baltic Hurricanes.



#8 CHRIS HUMES

INTERNATIONAL

DEFENSIVE BACK

HEIGHT: 6' 0" / BORN: July 31, 1994 – Birmingham, AL

WEIGHT: 200 lbs / COLLEGE: Arkansas State

ACQUIRED: Placed on the practice roster June 8, 2019

CAREER NOTES & STATS:

Humes was among the last cuts by the Bombers in training camp, but was then signed to the practice roster on July 19, 2018. He spent the next 12 weeks on the practice roster before starting the regular-season finale in Edmonton, a game in which he led the Bombers with eight defensive tackles.

Humes played four seasons with the Arkansas State Red Wolves, recording 129 total tackles over 54 games, including 39 starts. Humes signed as an undrafted free agent with the Oakland Raiders in 2017.



#16 MIKE JONES

INTERNATIONAL

DEFENSIVE BACK

HEIGHT: 5' 10" / BORN: September 1, 1995 – Baltimore, MD

WEIGHT: 186 lbs / COLLEGE: North Carolina Central

ACQUIRED: Signed as a free agent on April 29, 2019.

CAREER NOTES & STATS:

Jones played his senior season at Temple, after starting 35 of 38 games and accumulating 114 tackles, 36 pass breakups and 11 interceptions at North Carolina Central. During his one season at Temple, he recorded 44 tackles (36 solo), one interception and seven passes defended, while starting every game at corner. Jones was signed as undrafted free agent by the New York Giants in 2018.



#2 JONATHAN KONGBO

NATIONAL

LINEBACKER

HEIGHT: 6' 5" / **BORN:** June 19, 1996 – Surrey, BC
WEIGHT: 255 lbs / **COLLEGE:** Tennessee
ACQUIRED: 2019 CFL Draft (Rd 1, #5)

CAREER NOTES & STATS:

Kongbo played 30 games, starting 17, over three seasons with the Volunteers as a linebacker and defensive lineman. He totalled 51 tackles, 5.5 tackles for loss, 3.5 sacks, two interceptions (including a 50-yarder returned for a touchdown), and two knockdowns. He won the 2018 John Stucky award as Tennessee's best performer in the weight room.



#89 KENNY LAWLER

INTERNATIONAL

RECEIVER

HEIGHT: 6' 3" / **BORN:** June 25, 1994 – Pomona, CA
WEIGHT: 192 lbs / **COLLEGE:** California
ACQUIRED: Signed as a free agent on December 4, 2018.

CAREER NOTES & STATS:

Lawler was selected in the seventh-round draft, 243rd overall, by the Seattle Seahawks in the 2016 NFL Draft and spent time on their practice squad in 2016 and 2017. Lawler played three seasons with the California Golden Bears, catching 143 passes for 1706 yards and 27 touchdowns before entering the draft after his junior season.

Lawler was signed by the B.C. Lions in May of 2018 and attended their training camp before being released. He was added to the Bombers practice roster on October 22nd and re-signed on December 4th.



#55 JAMAR MCGLOSTER

INTERNATIONAL

OFFENSIVE LINEMAN

HEIGHT: 6' 7" / BORN: June 4, 1995 – Newark, NJ

WEIGHT: 329 lbs / COLLEGE: Syracuse

ACQUIRED: Signed as a free agent on May 25, 2019.

CAREER NOTES & STATS:

McGloster Played in 30 games for the Syracuse Orange, including 24 consecutive starts at right tackle from 2016-17 and was on the field for 1,858 snaps over his last two seasons. McGloster went undrafted out of Baylor and signed with the Raiders in January.



#12 SEAN MCGUIRE

INTERNATIONAL

QUARTERBACK

HEIGHT: 6' 2" / BORN: February 14, 1996 – Franklin, WI

WEIGHT: 218 lbs / COLLEGE: Western Illinois

ACQUIRED: Signed as a free agent on May 15, 2019.

CAREER NOTES & STATS:

McGuire was signed by the Bombers on May 15, 2019 after attending the club's free-agent camp in Florida in late April and then participating in mini-camps with both the Minnesota Vikings and Miami Dolphins.

McGuire put up spectacular numbers during his days with the University of Western Illinois Fighting Leathernecks, and left as the school's all-time leader in passing yards (9,819), passing touchdowns (72), completions (771) and attempts (1,291). His 9,819 passing yards ranks second all-time in the history of the Missouri Valley Football Conference. McGuire was named the school's Male Senior Athlete of the Year in 2018 and was an Honorable Mention All-Missouri Valley Conference player in 2016 and 2017.



#6 CHARLES NELSON

INTERNATIONAL

RECEIVER

HEIGHT: 5' 8" / **BORN:** October 28, 1995 – Daytona Beach, FL
WEIGHT: 174 lbs / **COLLEGE:** Oregon
ACQUIRED: Signed May 25, 2018.

CAREER NOTES & STATS:

In 2018, Nelson showed flashes of his versatility in that game, catching three passes for 35 yards, returning five kickoffs and four punts for 130 combined yards while adding three tackles on special teams.

Nelson played four seasons for the Oregon Ducks, catching 124 passes for 1,555 yards and 14 touchdowns. Nelson also had 2,424 kick return yards and two kick return touchdowns during his time at Oregon. In 2014, Nelson received the Gordon E. Wilson Award for being Oregon's top special teams standout and was given 1st-Team Pac-12 All-Conference honours in 2015.



#20 BRADY OLIVEIRA

NATIONAL

RUNNING BACK

HEIGHT: 5' 10" / **BORN:** August 15, 1997 – Winnipeg, MB
WEIGHT: 227 lbs / **COLLEGE:** North Dakota
ACQUIRED: 2019 CFL Draft (Rd 2, #14)

CAREER NOTES & STATS:

Oliveira was selected 14th overall in the 2019 CFL Draft. He played 42 games at North Dakota, recording 2,822 rushing yards and 22 touchdowns over four seasons. He earned All-Big-Sky Honours in 2016 and 2017, and was a Jon Cornish Award Finalist in 2019, given to the most outstanding Canadian player in collegiate football. His best season came in his final one at UND, recording 980 rushing yards on 161 attempts, with eight touchdowns in just 11 games.



#98 STEVEN RICHARDSON

INTERNATIONAL

DEFENSIVE LINEMAN

HEIGHT: 5' 11" / BORN: February 28, 1996 – Chicago, IL

WEIGHT: 298 lbs / COLLEGE: University of Minnesota

ACQUIRED: Signed as a free agent on May 18, 2019.

CAREER NOTES & STATS:

Richardson was signed by the Bombers on May 18, 2019. The former University of Minnesota Golden Gopher spent last season on the practice roster with the San Diego Chargers after signing with the NFL club as an undrafted free agent. In his senior season at Minnesota Richardson tallied 23 tackles and one forced fumble. During his days with the Gophers, he record 103 tackles, 28.5 tackles for loss, 12.5 sacks and five forced fumbles in 48 games.



#39 MARCUS RIOS

INTERNATIONAL

DEFENSIVE BACK

HEIGHT: 6' 0" / BORN: October 25, 1994 – Merced, CA

WEIGHT: 198 lbs / COLLEGE: University of California

ACQUIRED: Signed as a free agent on May 1, 2019.

CAREER NOTES & STATS:

Rios played five seasons for the UCLA Bruins, totalling 84 tackles, two interceptions and two forced fumbles in 49 games played. In 2017, Rios signed with the Denver Broncos as an undrafted free agent.



#26 SERGIO SCHIAFFINO-PEREZ

GLOBAL

DEFENSIVE BACK

HEIGHT: 5' 8" / BORN: September 18, 1992 – Mexico

WEIGHT: 178 lbs / COLLEGE: Saltillo Dinos

ACQUIRED: 2019 CFL/LFA Draft

CAREER NOTES & STATS:

Schiaffino-Perez was the Bombers first choice in the first round, 8th overall, in the CFL's first-ever draft of talent from Mexico's Liga de Futbol Americano Profesional (LFA). He played with the Saltillo Dinos of the LFA and also with the Monterrey Steel of the National Arena League in 2017.



#62 CODY SPELLER

NATIONAL

OFFENSIVE LINEMAN

HEIGHT: 6' 4" / BORN: May 10, 1994 – Caistor Centre, ON

WEIGHT: 298 lbs / COLLEGE: McMaster

ACQUIRED: ???

CAREER NOTES & STATS:

Speller dressed for two games in 2018, making his CFL debut against Saskatchewan in the Banjo Bowl and then being promoted to the active roster for the regular-season finale vs. Edmonton.

Speller spent five years with the McMaster Marauders. He was selected to participate in the 2016 CIS East-West Bowl and was signed by the Bombers as undrafted free agent.



#43 NICK TEMPLE

INTERNATIONAL

LINEBACKER

HEIGHT: 5' 10" / BORN: March 9, 1993 – Indianapolis, IN

WEIGHT: 223 lbs / COLLEGE: Cincinnati

ACQUIRED: Signed as a free agent on May 8, 2019.

CAREER NOTES & STATS:

Temple played four seasons for the University of Cincinnati Bearcats, totalling 282 tackles, 11 sacks and three interceptions. In 2016, Temple spent time with the Blue Bombers, playing in one game and making one tackle. In 2018, Temple played for the San Antonio Commanders of the AAF, making 20 total tackles and forcing one fumble.



#86 KENNY WALKER

INTERNATIONAL

RECEIVER

HEIGHT: 5' 10" / BORN: April 1, 1994 – Brookside, CA

WEIGHT: 184 lbs / COLLEGE: UCLA

ACQUIRED: Signed as a free agent on March 19, 2019.

CAREER NOTES & STATS:

Walker played four seasons for the UCLA Bruins, tallying 45 receptions for 810 receiving yards and seven touchdowns in 47 games played. In 2017, Walker signed with the Jacksonville Jaguars as an undrafted free agent. Walker was added to the Stampeders practice roster in October of 2017, and spent training camp with them in 2018. Walker was also a track star at UCLA.



#50 DALE WARREN

INTERNATIONAL

LINEBACKER

HEIGHT: 6' 0" / BORN: October 8, 1995 – Covington, GA

WEIGHT: 225 lbs / COLLEGE: Chattanooga

ACQUIRED: Signed March 12, 2019.

CAREER NOTES & STATS:

Warren played four seasons for the Chattanooga Mocs, tallying 151 total tackles, 26 tackles for a loss, three forced fumbles and seven sacks in 43 games played. In his junior year, Warren tied the single season record in tackles for a loss.



#7 LUCKY WHITEHEAD

INTERNATIONAL

RECEIVER/RETURNER

HEIGHT: 5' 10" / BORN: June 2, 1992 – Manassas, VA

WEIGHT: 177 lbs / COLLEGE: Florida Atlantic

ACQUIRED: Signed as a free agent on May 9, 2019.

CAREER NOTES & STATS:

Whitehead attended the club's mini-camp last month in Florida. He played three seasons in the NFL after being signed by the Dallas Cowboys as an undrafted free agent in 2015. Whitehead had 1,151 total return yards, 189 rushing yards and nine receptions for 64 receiving yards in 30 games. Whitehead spent his two-year college career at Florida Atlantic, totalling 896 receiving yards and ten total touchdowns in 19 games. Whitehead joined the New York Jets practice squad in November of 2017, but was released in late August of 2018.



2018 REVIEW

2018 SCHEDULE & GAME RESULTS

2018 REGULAR SEASON

#	GAME RESULTS				FINAL		RECORD			1ST Q		2ND Q		3RD Q		4TH Q		O/T	
	DATE	OPP	H-A	ATTEND	W	OP	RES	W	L	W	O	W	O	W	O	W	O	W	O
1	JUN 14	EDM	H	25,458	30	33	L	0	1	7	17	13	2	7	3	3	11		
2	JUN 22	MTL	A	19,498	56	10	W	1	1	10	0	24	7	6	3	16	0		
3	JUN 29	HAM	A	23,721	17	31	L	1	2	7	7	3	9	0	15	7	0		
4	JUL 07	BC	H	26,527	41	19	W	2	2	7	3	21	7	3	3	10	6		
5	JUL 14	BC	A	19,541	17	20	L	2	3	7	0	10	0	0	7	0	13		
6	JUL 21	TOR	A	10,844	38	20	W	3	3	15	1	10	11	10	8	3	0		
7	JUL 27	TOR	H	27,116	40	14	W	4	3	13	0	10	8	3	0	14	6		
8	AUG 10	HAM	H	26,454	29	23	W	5	3	14	7	5	0	7	9	3	7		
9	AUG 17	OTT	H	27,602	21	44	L	5	4	7	8	0	14	7	16	7	6		
10	AUG 25	CGY	A	27,800	26	39	L	5	5	9	3	6	9	0	7	11	20		
11	SEP 02	SSK	A	33,350	23	31	L	5	6	3	7	14	7	3	3	3	14		
12	SEP 08	SSK	H	33,134	27	32	L	5	7	10	0	7	20	0	6	10	6		
13	SEP 21	MTL	H	24,349	31	14	W	6	7	10	3	10	3	1	7	10	1		
14	SEP 29	EDM	A	28,788	30	3	W	7	7	3	0	14	3	10	0	3	0		
15	OCT 05	OTT	A	21,027	40	32	W	8	7	10	8	9	3	3	6	10	15	8	0
16	OCT 13	SSK	H	26,070	31	0	W	9	7	14	0	17	0	0	0	0	0		
17	OCT 26	CGY	H	25,173	29	21	W	10	7	0	3	6	9	20	6	3	3		
18	NOV 03	EDM	A	27,749	24	33	L	10	8	10	7	0	10	0	6	14	10		
TOTALS	HOME ATT	241,883	550	419	10	8	156	74	179	122	80	105	127	118	8	0	0	0	0
HOME	HOME AVG	26,876	279	200	6	3	82	41	89	63	48	50	60	46	0	0	0	0	0
AWAY	AWAY AVG	23,591	271	219	4	5	74	33	90	59	32	55	67	72	8	0	0	0	0

THE BOMBERS' 2018 RECORD WHEN

WINNIPEG RECORD	W	L
OVERALL	10	8
HOME	6	3
AWAY	4	5

BY MONTH	W	L
JUNE / JULY	4	3
AUGUST	1	2
SEPTEMBER	2	2
OCTOBER / NOVEMBER	3	1

LEADS	W	L
LEAD AFTER Q1	9	4
TRAIL AFTER Q1	1	3
TIED AFTER Q1	0	1
LEAD AFTER 1ST H	9	4
TRAIL AFTER 1ST H	1	4
TIED AFTER 1ST H	0	0
LEAD AFTER Q3	10	3
TRAIL AFTER Q3	0	5
TIED AFTER Q3	0	0

WINNIPEG RECORD	W	L
MARGINS / SCORE		
4 POINTS OR LESS	0	2
5-10 POINTS	3	3
11-19 POINTS	2	2
20 OR MORE PTS	5	1

WINNIPEG SCORING	W	L
WPG 0-19 PTS	0	2
WPG 20-29 PTS	2	5
WPG 30+ PTS	8	1
ALLOW 0-19 PTS	6	0
ALLOW 20-29 PTS	3	1
ALLOW 30+ PTS	1	7

OTHER	W	L
WPG 0-1 SACKS	4	1
WPG 2+ SACKS	6	7
WPG MORE T/OS	10	0
WPG LESS T/OS	0	6
T/OS EVEN	0	2

BY HALF OF YEAR	W	L
FIRST 9 GAMES	5	4
LAST 9 GAMES	5	4

WINNIPEG RECORD	W	L
BY OPPONENT		
B.C.	1	1
CALGARY	1	1
EDMONTON	1	2
HAMILTON	1	1
MONTRÉAL	2	0
OTTAWA	1	1
SASKATCHEWAN	1	2
TORONTO	2	0

BY DIVISION	W	L
VS EAST	6	2
VS WEST	4	6

BY STARTING QB	W	L
MATT NICHOLS	9	5
DAN LEFEVOUR	1	3

2018 GAME-BY-GAME TEAM STATISTICS

WINNIPEG

				LG	RUSH			PASS	NET	PASSING					2ND D CONV:		
DATE	OPP	PF	PA	LD	FD	YDS	YDS	OFF	CAR	ATT	COM	PCT	INT	TD	ATT	MD	PCT
JUN 14	EDM	30	33	+8	18	137	178	300	25	29	15	51.7	2	3	22	9	40.9
JUN 22	MTL	56	10	+46	36	245	343	588	38	33	26	78.8	0	4	32	27	84.4
JUN 29	HAM	17	31	+7	20	134	146	273	21	31	17	54.8	0	0	22	10	45.5
JUL 07	BC	41	19	+28	22	152	207	357	21	34	19	55.9	0	1	23	12	52.2
JUL 14	BC	17	20	+17	20	187	214	390	23	28	17	60.7	3	0	20	8	40.0
JUL 21	TOR	38	20	+24	25	184	245	420	32	27	19	70.4	0	2	22	10	45.5
JUL 27	TOR	40	14	+32	23	92	274	361	20	30	21	70.0	1	2	24	12	50.0
AUG 10	HAM	29	23	+16	18	90	180	255	20	24	13	54.2	0	2	21	11	52.4
AUG 17	OTT	21	44	0	20	93	327	390	15	40	27	67.5	1	2	25	13	52.0
AUG 25	CGY	26	39	+9	19	53	323	359	15	45	30	66.7	2	2	26	11	42.3
SEP 02	SSK	23	31	+3	21	193	176	358	22	27	15	55.6	2	2	19	8	42.1
SEP 08	SSK	27	32	+10	23	60	325	375	17	40	20	50.0	5	1	22	8	36.4
SEP 14	MTL	31	14	+17	21	93	256	334	23	25	18	72.0	0	1	22	12	54.5
SEP 29	EDM	30	3	+27	17	75	179	239	25	20	16	80.0	1	0	20	9	45.0
OCT 05	OTT	40	32	+15	33	191	265	434	31	37	27	73.0	0	3	29	18	62.1
OCT 13	SSK	31	0	+31	19	124	222	333	27	24	14	58.3	1	2	23	11	47.8
OCT 26	CGY	29	21	+11	24	153	358	503	26	33	24	72.7	0	2	25	13	52.0
NOV 03	EDM	24	33	+3	15	173	191	361	23	19	10	52.6	0	1	17	7	41.2
WPG TOTAL	550	419	+32	394	2429	4409	6,630	424	546	348	63.7	18	30	414	209	50.5	
SEASON-HI	56	44	+32	36	245	358	588	38	45	30	80.0	5	4	32	27	84.4	

			FUMBLES		QS	PENALTY		WPG	RED ZONE		OFF	POSSESSION ANALYSIS:					
DATE	OPP	T/O	NO	LOST	ALL	NO	YDS	TOP	ATT	TD	TD%	POS	TD	FGA	TO	OTH	2&O
JUN 14	EDM	3	2	1	2	5	37	25:20	2	2	100	14	3	1	2	8	5
JUN 22	MTL	2	2	2	0	6	60	38:16	6	5	83	13	6	4	1	2	2
JUN 29	HAM	1	0	0	2	7	60	22:30	3	2	67	12	2	2	1	7	6
JUL 07	BC	0	0	0	0	6	60	29:31	5	4	80	15	4	2	0	9	6
JUL 14	BC	5	0	0	2	9	86	29:32	3	1	33	13	2	2	5	4	4
JUL 21	TOR	3	4	3	1	7	54	34:44	5	3	60	16	4	3	2	7	6
JUL 27	TOR	1	0	0	0	6	60	30:44	3	1	33	14	3	4	1	6	5
AUG 10	HAM	1	1	1	2	5	74	30:06	4	2	50	14	3	3	1	7	5
AUG 17	OTT	3	1	1	4	11	80	26:39	2	1	50	15	3	0	3	9	6
AUG 25	CGY	2	0	0	2	7	50	27:38	2	1	50	16	2	3	2	9	5
SEP 02	SSK	3	1	1	3	5	26	29:36	1	1	100	14	2	4	3	5	5
SEP 08	SSK	5	0	0	3	7	105	29:12	6	2	33	17	2	2	5	8	5
SEP 21	MTL	0	0	0	4	1	10	29:53	3	3	100	12	3	3	0	6	2
SEP 29	EDM	1	0	0	2	3	20	32:21	5	2	40	12	2	4	1	5	5
OCT 05	OTT	1	4	1	3	6	60	36:22	5	3	60	14	3	6	1	4	2
OCT 13	SSK	1	0	0	2	4	45	32:17	3	1	33	15	3	1	1	10	5
OCT 26	CGY	2	1	1	3	4	45	33:16	3	1	33	14	3	3	1	7	5
NOV 03	EDM	2	0	0	1	8	87	22:55	1	1	100	12	3	1	2	6	5
WPG TOTAL	36	16	11	36	107	1019	30:03	62	36	58	252	53	48	32	119	84	
SEASON-HI	5	4	3	4	11	105	38:16	6	5	100	17	6	6	5	10	6	

OPPONENTS

DATE	OPP	PF	PA	LG		RUSH		PASS		NET		PASSING				2ND D CONV:		
				LD	FD	YDS	YDS	OFF	CAR	ATT	COM	PCT	INT	TD	ATT	MD	PCT	
JUN 14	EDM	33	30	+12	25	79	408	481	21	46	32	69.6	1	1	28	13	46.4	
JUN 22	MTL	10	56	0	10	66	129	128	6	30	19	63.3	1	1	17	6	35.3	
JUN 29	HAM	31	17	+21	29	111	369	468	20	41	31	75.6	1	0	24	13	54.2	
JUL 07	BC	19	41	+3	18	107	173	265	24	30	20	66.7	3	0	24	8	33.3	
JUL 14	BC	20	17	+3	25	73	326	395	18	41	28	68.3	1	1	26	15	57.7	
JUL 21	TOR	20	38	0	12	22	151	165	9	36	21	58.3	1	0	18	4	22.2	
JUL 27	TOR	14	40	0	20	157	236	352	25	31	20	64.5	3	0	23	11	47.8	
AUG 10	HAM	23	29	+7	20	139	251	349	24	27	17	63.0	0	1	23	13	56.5	
AUG 17	OTT	44	21	+24	28	139	361	493	24	39	29	74.4	0	1	27	18	66.7	
AUG 25	CGY	39	26	+21	20	58	458	511	14	43	26	60.5	0	3	22	9	40.9	
SEP 02	SSK	31	23	+8	22	91	250	332	23	30	18	60.0	1	1	21	8	38.1	
SEP 08	SSK	32	27	+9	20	124	205	322	26	30	16	53.3	1	0	22	7	31.8	
SEP 21	MTL	14	31	0	24	120	234	312	24	26	19	73.1	1	0	21	11	52.4	
SEP 29	EDM	3	30	0	19	106	192	264	19	35	20	57.1	3	0	22	9	40.9	
OCT 05	OTT	32	40	+5	24	106	349	437	18	45	33	73.3	0	3	26	12	46.2	
OCT 13	SSK	0	31	0	12	67	128	170	13	31	15	48.4	2	0	19	5	26.3	
OCT 26	CGY	21	29	+9	17	59	274	319	17	35	22	62.9	0	1	21	7	33.3	
NOV 03	EDM	33	24	+20	31	161	320	466	28	35	29	82.9	1	1	29	18	62.1	
OPP TOTAL	419	550	+24	376	1785	4814	6,229	353	631	415	65.8	20	15	413	187	45.3		
SEASON-HI	44	56	+24	31	161	458	511	28	46	33	82.9	3	3	29	18	66.7		

DATE	OPP	T/O	FUMBLES			QS		PENALTY		WPG		RED ZONE		OFF		POSSESSION ANALYSIS:					
			NO	LOST	ALL	NO	YDS	TOP	ATT	TD	TD%	POS	TD	FGA	TO	OTH	2&O				
JUN 14	EDM	1	0	0	1	9	100	34:40	3	2	67	15	3	4	1	7	4				
JUN 22	MTL	3	1	1	3	13	126	21:44	3	1	33	13	1	1	3	8	9				
JUN 29	HAM	1	1	0	2	5	35	37:30	4	2	50	13	3	4	1	5	3				
JUL 07	BC	3	0	0	4	7	55	30:29	3	2	67	15	2	2	3	8	5				
JUL 14	BC	3	0	0	1	8	74	30:28	4	2	50	13	2	2	3	6	4				
JUL 21	TOR	4	3	2	2	5	39	25:16	2	0	0	15	0	3	3	9	8				
JUL 27	TOR	7	2	2	4	9	117	29:16	3	2	67	14	2	0	7	5	5				
AUG 10	HAM	3	2	2	4	13	124	29:54	3	3	100	14	3	1	3	7	5				
AUG 17	OTT	1	1	1	1	7	60	33:21	3	3	100	14	4	2	1	7	4				
AUG 25	CGY	2	1	1	0	6	49	32:22	3	1	33	16	3	5	2	6	6				
SEP 02	SSK	1	0	0	1	6	65	30:24	3	2	67	14	3	1	1	9	3				
SEP 08	SSK	2	1	1	1	12	132	30:48	3	0	0	16	0	6	2	8	8				
SEP 21	MTL	1	1	0	5	9	75	30:07	2	1	50	13	1	2	1	9	3				
SEP 29	EDM	7	3	3	4	4	40	27:39	1	0	0	15	0	1	7	7	4				
OCT 05	OTT	2	3	1	4	12	174	23:38	4	2	50	13	3	3	2	5	4				
OCT 13	SSK	4	3	2	4	4	45	27:43	0	0	----	17	0	0	4	13	9				
OCT 26	CGY	3	2	2	2	4	40	26:44	4	2	50	16	2	3	3	8	3				
NOV 03	EDM	1	1	0	2	7	50	37:05	3	2	67	13	3	4	1	5	2				
OPP TOTAL	49	25	18	45	140	1400	29:57	51	27	53	259	35	44	48	132	89					
SEASON-HI	7	3	3	5	13	174	37:30	4	3	100	17	4	6	7	13	9					

2018 BOMBERS VS THE CFL

BOMBERS RECORD VS

2018 REGULAR SEASON RECORD							PRIOR YEARS		
EAST	G	W	L	T	PF	PA	2017	2016	2015
HAMILTON	2	1	1	0	46	54	1-1	2-0	0-2
MONTREAL	2	2	0	0	87	24	2-0	1-1	1-1
OTTAWA	2	1	1	0	61	76	2-0	1-1	0-2
TORONTO	2	2	0	0	78	34	1-1	2-0	0-2
TOTAL	8	6	2	0	272	188	6-2	6-2	1-7

2018 REGULAR SEASON RECORD							PRIOR YEARS		
WEST	G	W	L	T	PF	PA	2017	2016	2015
BC	2	1	1	0	58	39	1-2	2-0	2-0
CALGARY	3	1	1	0	55	60	1-1	0-3	0-3
EDMONTON	2	1	2	0	84	69	2-0	1-2	0-2
SASKATCHEWAN	3	1	2	0	81	63	2-1	2-0	2-1
TOTAL	10	4	6	0	278	231	6-4	5-5	4-6

2018 TOTAL	18	10	8	0	550	419	12-6	11-7	5-13
HOME	9	6	3	0	279	200	6-3	4-5	3-6
AWAY	9	4	5	0	271	219	6-3	7-2	2-7

BOMBERS RECORD VS OPPONENTS IN 2018

WPG VS			QS				RUSH		PASS	NET		PASSING					2ND D CONV		
OPPT	PF	PA	FD	T/O	ALL	YDS	YDS	OFF	CAR	ATT	COM	PCT	INT	TD	ATT	MD	PCT		
VS BC	58	39	42	5	2	339	421	747	44	62	36	58.1	3	1	43	20	46.5		
VS CGY	55	60	43	4	5	206	681	862	41	78	54	69.2	2	4	51	24	47.1		
VS EDM	84	69	50	6	5	385	548	900	73	68	41	60.3	3	4	59	25	42.4		
VS HAM	46	54	38	2	4	224	326	528	41	55	30	54.5	0	2	43	21	48.8		
VS MTL	87	24	57	2	4	338	599	922	61	58	44	75.9	0	5	54	39	72.2		
VS OTT	61	76	53	4	7	284	592	824	46	77	54	70.1	1	5	54	31	57.4		
VS SSK	81	63	63	9	8	377	723	1,066	66	91	49	53.8	8	5	64	27	42.2		
VS TOR	78	34	48	4	1	276	519	781	52	57	40	70.2	1	4	46	22	47.8		

OPPT VS			QS				RUSH		PASS	NET		PASSING					2ND D CONV		
WPG	PF	PA	FD	T/O	ALL	YDS	YDS	OFF	CAR	ATT	COM	PCT	INT	TD	ATT	MD	PCT		
VS BC	39	58	43	6	5	180	499	660	42	71	48	67.6	4	1	50	23	46.0		
VS CGY	60	55	37	5	2	117	732	830	31	78	48	61.5	0	4	43	16	37.2		
VS EDM	69	84	75	9	7	346	920	1,211	68	116	81	69.8	5	2	79	40	50.6		
VS HAM	54	46	49	4	6	250	620	817	44	68	48	70.6	1	2	47	26	55.3		
VS MTL	24	87	34	4	8	186	363	440	30	56	38	67.9	2	1	38	17	44.7		
VS OTT	76	61	52	3	5	245	710	930	42	84	62	73.8	0	4	53	30	56.6		
VS SSK	63	81	54	7	6	282	583	824	62	91	49	53.8	4	1	62	20	32.3		
VS TOR	34	78	32	11	6	179	387	517	34	67	41	61.2	4	0	41	15	36.6		

2018 YARDSTICKS & SCORING SUMMARY

YARDSTICKS	WPG	OPP
SCORING:		
TOTAL POINTS	550	419
PER GAME	30.6	23.3
TOUCHDOWNS (TOTAL)	59	42
FIELD GOALS	43	40
CONVERTS 1-POINT	55	24
CONVERTS 2-POINT	2	9
SINGLES	2	3
SAFETY TOUCHES	3	1
TOUCHDOWN PASSES	30	15
TOUCHDOWNS RUSHING	23	20
TOUCHDOWNS BY RETURN	6	7
PTS - 1ST QUARTER	156	74
PTS - 2ND QUARTER	179	122
PTS - 3RD QUARTER	80	105
PTS - 4TH QUARTER	127	118
PTS - OVERTIME	8	0
PTS - 2ND HALF	248	242
TOTAL OFFENCE:		
TOTAL FIRST DOWNS	394	376
YARDS RUSHING	2,429	1,785
YARDS PASSING	4,409	4,814
TOTAL OFFENCE	6,838	6,599
TEAM LOSSES	208	370
NET OFFENCE	6,630	6,229
TOP AVERAGE	30:03	29:57
PLAYS:		
PLAYS FROM SCRIMMAGE	1,020	1,045
RUSHES	424	353
AVG GAIN PER RUSH	5.7	5.1
PASS ATTEMPTS	546	631
COMPLETIONS	348	415
COMPLETION PCT	63.7	65.8
PASSING EFFICIENCY RATING	93.4	83.4
AVG GAIN PER PASS	8.1	7.6
TURNOVERS & OTHER:		
INTERCEPTIONS THROWN	18	20
FUMBLES	16	25
FUMBLES LOST	11	18
TURNOVERS ON DOWNS	8	11
TOTAL TURNOVERS	36	49
TURNOVER RATIO	+13	-13
POINTS OFF OPP TURNOVERS	151	89
SACKS ALLOWED	36	45
NO OF PENALTIES	130	173
PENALTY YARDS	1,019	1,400

KICKING / RETURNS:		
INTERCEPTION RETURN YDS	496	424
FUMBLE RETURN YDS	116	185
NO OF PUNTS	108	116
PUNTING YARDS	4,805	5,136
AVERAGE PUNT	44.5	44.3
NO OF KICKOFFS	90	66
KICKOFF YARDS	5,904	4,207
AVERAGE KICKOFF	65.6	63.7
FIELD GOAL ATTEMPTS	48	44
FIELD GOALS MADE	43	40
FG PCT MADE	89.6	90.9
PUNT RETURNS	97	87
PUNT RETURN YDS	847	783
PUNT RETURN AVERAGE	8.7	9.0
KO RETURNS	65	85
KO RETURN YARDS	1,281	1,911
KO RETURN AVERAGE	19.7	22.5
FG MISS RETURN YDS	195	79
ANALYSIS:		
2ND DOWN CONVERSION %	50.5	45.3
RED ZONE CHANCES	62	51
RED ZONE TD %	58.1	52.9
NO OF 2 & OUTS	84	89
AVG. GAIN ON 1ST DOWN	6.35	6.34
2017 TEAM RANKINGS:		
WON-LOSS RECORD	10-8	4TH
AVERAGE PTS/GAME - FOR	30.6	1ST
AVERAGE PTS/GAME - OPP	23.3	2ND
NET OFFENCE PER GAME	368.3	5TH
NET OFFENCE PER GM OPPT	346.1	5TH
RUSHING YDS PER GAME	134.9	1ST
RUSHING YDS PER GAME OPP	99.2	3RD
PASSING YDS PER GAME	244.9	6TH
PASSING YDS PER GAME OPP	267.4	5TH
AVG GAIN PER PASS	8.1	5TH
COMPLETION PCT	63.7	5TH
AVG GAIN PER RUSH	5.7	2ND
TIME OF POSSESSION	30:03	6TH
SACKS ALLOWED	36	3RD
TURNOVER RATIO	+13	1ST
TURNOVERS FORCED	49	1ST
TURNOVERS MADE	36	4TH
NO OF PENALTIES	130	1ST
PENALTY YARDS	1,019	1ST
PUNT RETURN AVERAGE	8.7	8TH
KO RETURN AVERAGE	19.7	8TH

2018 TEAM & INDIVIDUAL STATISTICS

INDIVIDUAL AND TEAM RECEIVING STATISTICS												
PLAYER	TAR	REC	YDS	AVG	LG	TD	2D	30	MAX	100	YAC	
ADAMS, DARVIN	110	61	1,028	16.9	72	10	21	9	162	2	224	
WOLITARSKY, DREW	64	45	650	14.4	60	5	14	2	90	0	253	
DEMSKI, NIC	84	59	554	9.4	42	3	17	3	82	0	253	
DRESSLER, WESTON	68	45	535	11.9	37	5	13	2	74	0	226	
HARRIS, ANDREW	78	58	451	7.8	27	3	21	0	68	0	331	
THOMPSON, KENBRELL	40	29	421	14.5	51	1	16	3	94	0	126	
WASHINGTON, COREY	14	6	165	27.5	80	1	0	2	80	0	79	
PETERMANN, DANIEL	21	10	154	15.4	33	1	4	1	67	0	84	
SIMONISE, RASHAUN	5	4	122	30.5	53	0	3	2	64	0	28	
BOWMAN, ADARIUS	24	9	95	10.6	25	0	5	0	38	0	12	
LANKFORD, RYAN	9	5	91	18.2	65	1	2	1	73	0	55	
LAFRANCE, KIENAN	11	8	64	8.0	23	0	1	0	23	0	36	
NELSON, CHARLES	3	3	35	11.7	19	0	1	0	35	0	30	
MILLER, MIKE	3	2	28	14.0	22	0	0	0	22	0	20	
STREVELER, CHRIS	1	1	10	10.0	10	0	1	0	10	0	6	
COUTURE, MICHAEL	1	1	7	7.0	7	0	0	0	7	0	0	
AUGUSTINE, JOHNNY	4	1	1	1.0	1	0	0	0	1	0	1	
FLANDERS, TIM	1	1	-2	-2.0	0	0	0	0	0	0	-2	
ATTS W/O TARGET	5	0										
TEAM TOTAL	546	348	4,409	12.7	80	30	119	25	162	2	1,762	
OPPONENTS	631	415	4,814	11.6	101	15	95	19				

INDIVIDUAL AND TEAM RUSHING STATISTICS									
PLAYER	CAR	YDS	AVG	LG	TD	20	MAX	100	
HARRIS, ANDREW	239	1,390	5.8	43	8	11	161	5	
STREVELER, CHRIS	77	441	5.7	29	10	4	98	0	
DEMSKI, NIC	34	248	7.3	30	1	2	35	0	
LAFRANCE, KIENAN	36	137	3.8	27	2	1	50	0	
DRESSLER, WESTON	9	57	6.3	19	0	0	19	0	
NICHOLS, MATT	15	52	3.5	12	1	0	16	0	
AUGUSTINE, JOHNNY	7	51	7.3	14	1	0	51	0	
BENNETT, BRYAN	2	34	17.0	31	0	1	31	0	
BRIGGS, JESSE	1	10	10.0	10	0	0	10	0	
FLANDERS, TIM	2	6	3.0	4	0	0	6	0	
LANKFORD, RYAN	1	2	2.0	2	0	0	2	0	
SIMONISE, RASHAUN	1	1	1.0	1	0	0	1	0	
TEAM TOTAL	424	2,429	5.7	43	23	19	161	5	
OPPONENTS	353	1,785	5.1	48	20	11			

INDIVIDUAL AND TEAM PASSING STATISTICS														
PLAYER	ATT	COM	PCT	YDS	INT	TD	LG	300	MAX	AVG	EFF	30+	GS	W
NICHOLS, MATT	392	254	64.8	3,146	13	18	72	1	358	8.0	91.0	16	14	9
STREVELER, CHRIS	140	86	61.4	1,134	5	11	80	0	246	8.1	98.3	8	4	1
BENNETT, BRYAN	8	4	50.0	72	0	0	53	0	71	9.0	81.3	1	0	0
ROSS, ALEX	1	0	0.0	0	0	0	0	0	0	0.0	2.1	0	0	0
ADAMS, DARVIN	2	2	100.0	36	0	1	26	0	26	18.0	158.3	0	0	0
HARRIS, ANDREW	3	2	66.7	21	0	0	20	0	20	7.0	86.8	0	0	0
TEAM TOTAL	546	348	63.7	4,409	18	30	80	1	358	8.1	93.4	25	18	10
OPPONENTS	631	415	65.8	4,814	20	15	101	7	452	7.6	83.4	19	18	8

2019 SCORING	TD	REC	RUSH	INT	FR	KR	C-2	C-1	FG	S	PTS
MEDLOCK, JUSTIN	0	0	0	0	0	0	0	52	42	2	180
HARRIS, ANDREW	11	3	8	0	0	0	0	0	0	0	66
ADAMS, DARVIN	10	10	0	0	0	0	1	0	0	0	62
STREVELER, CHRIS	10	0	10	0	0	0	0	0	0	0	60
DRESSLER, WESTON	5	5	0	0	0	0	0	0	0	0	30
WOLITARSKY, DREW	5	5	0	0	0	0	0	0	0	0	30
DEMSKI, NIC	4	3	1	0	0	0	0	0	0	0	24
LAFRANCE, KIENAN	2	0	2	0	0	0	1	0	0	0	14
LANKFORD, RYAN	1	1	0	0	0	0	0	3	1	0	12
FOGG, KEVIN	2	0	0	0	0	2	0	0	0	0	12
GAITOR, ANTHONY	2	0	0	1	1	0	0	0	0	0	12
THOMPSON, KENBRELL	1	1	0	0	0	0	0	0	0	0	6
BIGHILL, ADAM	1	0	0	1	0	0	0	0	0	0	6
NICHOLS, MATT	1	0	1	0	0	0	0	0	0	0	6
WILD, IAN	1	0	0	0	1	0	0	0	0	0	6
PETERMANN, DANIEL	1	1	0	0	0	0	0	0	0	0	6
LANKFORD, RYAN	1	1	0	0	0	0	0	0	0	0	6
AUGUSTINE, JOHNNY	1	0	1	0	0	0	0	0	0	0	6
TEAM TOTAL	59	30	23	2	2	2	2	55	43	2	544
OPPONENTS	42	15	20	3	3	1	9	24	40	3	417

KICK RETURNS		KICKOFF RETURNS					PUNT RETURNS					FG MISS	
PLAYER	TOTAL YDS	NO	YDS	AVG	LG	TD	NO	YDS	AVG	LG	TD	NO	YDS
FOGG, KEVIN	946	1	21	21.0	21	0	80	730	9.1	55	0	3	195
DEMSKI, NIC	374	14	276	19.7	55	0	12	98	8.2	22	0	0	
LANKFORD, RYAN	269	12	269	22.4	60	0	0					0	
COOPER, TYNEIL	134	6	134	22.3	28	0	0					0	
NELSON, CHARLES	130	5	123	24.6	37	0	4	7	1.8	4	0	0	
LEGGETT, MAURICE	127	6	127	21.2	28	0	0					0	
FLANDERS, TIM	88	5	88	17.6	24	0	0					0	
HENRY, TYLOR	76	3	76	25.3	29	0	0					0	
LAFRANCE, KIENAN	63	3	63	21.0	30	0	0					0	
PETERMANN, DANIEL	58	1	58	58.0	58	0	0					0	
AUGUSTINE, JOHNNY	23	2	23	11.5	13	0	0					0	
MILES, THOMAS	21	2	21	10.5	14	0	0					0	
DRESSLER, WESTON	7	0				0	1	7	7.0	7	0	0	
SAYLES, MARCUS	5						0	5				0	
HARRIS, ANDREW	1	1	1	1.0	1	0	0					0	
ADAMS, DARVIN	1	2	1	0.5	1	0	0					0	
THOMAS, JAKE	0	1	0	0.0	0	0	0					0	
SIMONISE, RASHAUN	0	1	0	0.0	0	0	0					0	
TEAM TOTAL	2,323	65	1,281	19.7	60	0	97	847	8.7	55	0	3	195
OPPONENTS	2,592	65	1,547	23.8	49	0	87	783	9.0	65	1	8	262

COMBINED YARDS LEADERS					COMBINED YARDS LEADERS				
PLAYER	TOT	RUSH	RECG	KR	PLAYER	TOT	RUSH	RECG	KR
HARRIS, ANDREW	1,842	1,390	451	1	STREVELER, CHRIS	451	441	10	0
DEMSKI, NIC	1,176	248	554	374	THOMPSON, KENBRELL	421	0	421	0
ADAMS, DARVIN	1,029	0	1,028	1	LANKFORD, RYAN	362	2	91	269
FOGG, KEVIN	946	0	0	946	LAFRANCE, KIENAN	264	137	64	63
WOLITARSKY, DREW	650	0	650	0	PETERMANN, DANIEL	212	0	154	58
DRESSLER, WESTON	599	57	535	7	COOPER, TYNEIL	134	0	0	134

FIELD GOALS	ATT	MD	PCT	LG	S	FGM	ATT	MD	<40	40+	C1	MD
MEDLOCK, JUSTIN	47	42	89.4	50	0	5	34.1	32.2	28/28	19/14	52	52
LANKFORD, RYAN	1	1	100.0	28	0	0	28.0	28.0	1/1	0/0	3	3
TEAM TOTAL	48	43	89.6	50	0	5	33.4	32.1	29/29	19/14	52	52
OPPONENTS	44	40	90.9	52	1	4						

INDIVIDUAL AND TEAM KICKOFF & PUNTING STATISTICS

PLAYER	PUNTING					KICKOFFS				
	NO	YDS	AVG	LG	S	NO	YDS	AVG	LG	S
MEDLOCK, JUSTIN	102	4539	44.5	62	1	86	5647	65.7	95	1
LANKFORD, RYAN	6	266	44.3	69	0	4	257	64.3	77	0
TEAM TOTAL	108	4805	44.5	131	1	90	5904	65.6	172	1
OPPONENTS	116	5136	44.3	75	2	66	4207	63.7	81	0

INDIVIDUAL AND TEAM DEFENSIVE STATISTICS

PLAYER	TACKLES				INTERCEPTIONS					FUMBLE RETURNS			
	TT	DT	ST	QS	KD	INT	YDS	TD	QP	FR	YDS	TD	FF
BIGHILL, ADAM	106	105	1	4	2	2	70	1	1	15	0	8	4
SANTOS-KNOX, JOVAN	83	82	1	6	3	0	0	1	0	0	5	2	
SAYLES, MARCUS	77	72	5	1	5	3	78	0	1	0	0	1	2
RANDLE, CHRIS	57	52	5	0	9	2	16	0	0	0	0	1	0
LOFFLER, TAYLOR	53	52	1	0	2	3	57	0	1	10	0	1	0
FOGG, KEVIN	46	46	0	0	7	4	161	1	3	24	0	1	3
FENNER, CHANDLER	44	20	24	2	2	0	0	0	0	0	0	0	0
ALEXANDER, BRANDON	40	36	4	0	4	3	42	0	2	4	0	5	2
LEGGETT, MAURICE	35	33	2	1	2	0	0	0	1	3	0	1	0
OKPALAUGO, TRISTAN	31	31	0	5	1	0	0	0	0	0	0	1	0
ROH, CRAIG	30	30	0	8	2	0	0	0	1	0	0	2	0
GAITOR, ANTHONY	27	27	0	2	1	2	61	1	1	45	1	0	0
NEVIS, DRAKE	26	26	0	2	2	0	0	0	1	0	0	0	0
WILD, IAN	24	12	12	0	0	0	0	0	2	18	1	1	0
MILLER, MIKE	22	0	22	0	0	0	0	0	0	0	0	0	0
JEFFCOAT, JACKSON	21	21	0	5	2	0	0	0	1	0	0	3	2
THOMAS, JAKE	17	17	0	3	0	0	0	0	1	0	0	1	2
MILES, THOMAS	16	4	12	0	0	0	0	0	0	0	0	0	0
BRIGGS, JESSE	16	3	13	0	0	0	0	0	0	0	0	0	0
HECHT, JEFF	15	8	7	2	0	1	11	0	0	0	0	0	1
COOPER, TYNEIL	13	13	0	0	0	0	0	0	0	0	0	0	0
BRYANT, BRANDYN	11	11	0	2	2	0	0	0	0	0	0	0	0
GAUTHIER, SHAYNE	11	0	11	0	0	0	0	0	0	0	0	0	0
RIVERS, GERALD	9	9	0	2	0	0	0	0	0	0	0	0	0
PLESIUS, FREDERIC	9	4	5	0	0	0	0	0	0	0	0	0	0
HUMES, CHRIS	8	8	0	0	0	0	0	0	0	0	0	0	0
JOHNSON, CORY	8	8	0	0	0	0	0	0	0	0	0	0	0
PRIESTER, ROBERT	7	7	0	0	1	0	0	0	0	0	0	0	0
BENNETT, BRYAN	7	0	7	0	0	0	0	0	0	0	0	0	0
WOLITARSKY, DREW	7	7	0	0	0	0	0	0	0	0	0	0	0
MORGAN, BRENDAN	5	0	5	0	0	0	0	0	0	0	0	0	1
CONTEH, ABUBAKKAR	5	0	5	0	0	0	0	0	0	0	0	0	0
WILSON, KYRIE	5	0	5	0	0	0	0	0	0	0	0	0	0
JONES, DEREK	3	0	3	0	0	0	0	0	1	0	0	0	0
REMPEL, CHAD	3	0	3	0	0	0	0	0	0	0	0	0	0
NELSON, CHARLES	3	0	3	0	0	0	0	0	0	0	0	0	0
DEMSKI, NIC	3	3	0	0	0	0	0	0	0	0	0	0	0
OTHER PLAYERS	17	10	7	0	0	0	0	0	0	0	0	0	0
TEAM TOTAL	920	757	163	45	47	20	496	3	18	119	2	31	19
OPPONENTS	906	756	150	36	39	18	424	3	11	185	3	40	10

BLOCKED KICKS:

M.Miller (1 punt), R.Simonise (1 punt), M.Sayles (1 punt).

2018 GAME PARTICIPATION

OPPONENT		ED ML HM BC BC TO TO HM OT CG SK SK ML ED OT SK CG ED SK																				WF GP GS			
PLAYERS	POS	NO	1	2	3	4	5	6	7	8	9	10	11	12	13	14	15	16	17	18	WS	WF	GP	GS	
ADAMS, DARVIN	WR	1	O	O	O	O	O	O	O	O	O	O	O	O	O	O	O	O	O	O	IL	O	O	17	17
ALEXANDER, BRANDON	DB	37	D	D	R	R	IL	D	D	D	D	D	D	D	D	D	D	D	D	D	IL	D	D	14	14
AUGUSTINE, JOHNNY	RB	25	N	PR	PR	PR	N	N	N	N	N	PR	PR	PR	PR	N	PR	PR	N	N	PR	PR	9	0	
BENNETT, BRYAN	QB	18	N	N	N	N	N	N	N	N	N	N	N	N	N	N	N	N	N	N	N	N	N	18	0
BIGHILL, ADAM	LB	4	D	D	D	D	D	D	D	D	D	D	D	D	D	D	D	D	D	D	D	D	D	18	18
BOWMAN, ADARIUS	WR	12	O	O	O	O	O	O	O	O	O	O	O	O	O	O	O	O	O	O	O	O	O	6	6
BRIGGS, JESSE	DL	34	N	N	N	N	N	N	N	N	N	N	N	N	N	N	N	N	N	N	N	N	N	18	0
BRYANT, BRANDIN	LB	96	R	DI	PR	PR	PR	PR	PR	PR	PR	D	D	D	D	D	D	D	D	D	D	D	D	10	9
BRYANT, STANLEY	OL	66	O	O	O	O	O	O	O	O	O	O	O	O	O	O	O	O	O	O	O	O	O	18	18
CHUNGH, SUKH	OL	69	O	O	O	O	O	O	O	O	O	O	O	O	O	O	O	O	O	O	IL	O	O	17	17
CONTEH, ABUBAKKAR	DB	41	PR	PR	PR	PR	PR	N	N	N	N	N	N	N	N	N	N	N	N	N	IL	N	N	12	0
COOPER, TYNEIL	DB	26	PR	PR	DI	D	D	D	DI	R	R	PR	PR	PR	PR	PR	PR	PR	PR	PR	PR	PR	PR	5	3
CORNEY, TRENT	DL	43	N	N	IL	N	IL	IL	IL	IL	IL	IL	IL	IL	IL	IL	IL	IL	IL	IL	IL	XIL	XIL	3	0
COUTURE, MICHAEL	OL	59	N	N	N	N	N	N	N	N	N	N	N	O	N	N	N	N	N	N	O	N	N	18	2
DEMSKI, NIC	WR	10	O	O	O	O	O	O	O	O	O	O	O	O	O	R	O	O	O	O	O	O	O	17	17
DRESSLER, WESTON	WR	7	O	O	O	O	O	O	O	O	IL	R	R	IL	O	O	O	O	O	O	R	O	O	13	13
FENNER, CHANDLER	LB	22	D	D	D	D	R	IL	IL	DI	DI	DI	D	DI	DI	DI	DI	DI	DI	DI	DI	DI	DI	15	5
FLANDERS, TIMOTHY	RB	20	IL	IL	IL	IL	IL	IL	PR	PR	PR	PR	PR	N	PR	PR	PR	PR	PR	PR	PR	PR	PR	1	0
FOGG, KEVIN	LB	3	D	D	D	D	D	D	D	D	D	D	D	R	R	D	D	D	D	D	D	D	D	16	16
FOKETI, MANASE	DL	57	R	R	R	R	R	R	R	R	R	O	O	IL	IL	IL	IL	IL	IL	IL	XIL	XIL	2	2	
GAITOR, ANTHONY	DB	23	D	D	IL	IL	IL	IL	IL	IL	IL	DI	D	D	D	D	D	D	D	D	D	D	D	10	9
GALE, MITCHELL	QB	14	---	N	N	PR	PR	PR	---	---	---	---	---	---	---	---	---	---	---	---	---	---	---	2	0
GAUTHIER, SHAYNE	LB	44	N	N	N	N	IL	IL	IL	N	N	N	N	N	N	IL	IL	IL	IL	IL	IL	XIL	N	10	0
GOOSSEN, MATTHIAS	OL	61	O	O	O	O	O	O	O	O	O	O	O	O	O	O	O	O	O	O	O	O	O	18	18
GRAY, GEOFF	OL	68																			N	XIL	XIL	1	0
HARDRICK, JERMARCUS	OL	51	O	O	O	O	O	O	O	O	O	IL	IL	R	O	O	O	O	O	O	O	O	O	15	15
HARRIS, ANDREW	RB	33	O	O	O	O	O	O	O	O	O	O	O	O	O	O	O	O	O	O	O	O	O	18	18
HECHT, JEFF	DB	29					N	N	N	N	N	N	N	N	N	N	N	N	N	D	D	N	N	14	2
HENRY, TYLOR	WR	80	PR	PR	PR	PR	N	PR	PR	PR	PR	PR	---	---	---	---	---	---	---	---	---	---	---	1	0
HUMES, CHRIS	DB	35						PR	PR	PR	PR	PR	PR	PR	PR	PR	PR	PR	PR	D	XIL	XIL	1	1	
JEFFCOAT, JACKSON	DL	94	D	D	D	D	D	D	D	D	D	D	IL	IL	IL	IL	IL	IL	IL	DI	DI	DI	DI	12	10
JOHNSON, CORY	DL	67	D	D	D	D	D	D	D	D	D	R	IL	PR	PR	PR	PR	PR	PR	PR	---	---	---	9	9
JONES, DEREK	DB	0	N	N	N	IL	IL	IL	IL	IL	IL	IL	IL	IL	IL	IL	IL	IL	IL	IL	XIL	XIL	3	0	
LAFRANCE, KIENAN	RB	27	IL	N	N	IL	N	N	N	N	N	N	N	N	N	N	N	N	N	N	N	N	N	16	0
LANKFORD, RYAN	WR	84	DI	PR	PR	PR	PR	PR	PR	PR	O	O	PR	PR	PR	PR	PR	PR	PR	PR	DI	R	R	4	2
LEGGETT, MAURICE	DB	31	IL	DI	D	D	D	D	D	D	D	D	R	IL	IL	IL	IL	IL	IL	IL	XIL	XIL	9	8	
LOFFLER, TAYLOR	DB	16	D	D	D	D	D	D	D	D	D	D	D	D	D	D	D	D	D	IL	IL	D	D	16	16
MEDLOCK, JUSTIN	K-P	9	DI	DI	DI	DI	DI	DI	DI	DI	DI	DI	DI	DI	DI	DI	DI	DI	DI	R	DI	DI	DI	17	0
MILES, THOMAS	LB	52	N	N	N	N	N	N	N	N	N	N	N	N	N	N	N	N	N	N	N	N	N	18	0
MILLER, MIKE	DB	24	N	N	N	N	N	N	N	N	N	N	N	N	N	N	N	N	N	N	N	N	N	18	0
MORGAN, BRENDAN	DB	21	N	N	N	N	N	N	R	N	N	N	N	PR	N	N	N	N	N	N	N	N	R	16	0
NELSON, CHARLES	WR	12														PR	PR	PR	PR	PR	O	XIL	O	1	1

STATUS / PARTICIPATION:

O = Started on Offence D = Started on defence N = Dressed for the game (active); DI = Desig. import

X = inactive IL = Injured List Pr = Practice Roster --- = Not with team Su = Suspended

OPPONENT		ED ML HM BC BC TO TO HM OT CG SK SK ML ED OT SK CG ED SK																		WF	GP	GS						
PLAYERS	POS	NO	1	2	3	4	5	6	7	8	9	10	11	12	13	14	15	16	17	18	WS							
NEUFELD, PATRICK	OL	53	0	0	0	0	0	0	0	0	0	0	0	0	0	0	0	0	0	0	0	0	0	0	0	18	18	
NEVIS, DRAKE	DL	92	D	D	D	D	D	D	D	D	D	D	D	D	D	D	D	D	D	D	D	D	D	D	D	18	18	
NICHOLS, MATT	QB	15	IL	IL	IL	O	O	O	O	O	O	O	O	O	O	O	O	O	O	O	N	O			0	15	14	
OKPALAUGO, TRISTAN	DL	54	D	D	D	D	D	D	D	D	D	D	D	D	D	D	D	D	D	D	D	D	D	D	D	18	18	
PETERMANN, DANIEL	WR	81	N	N	N	N	N	N	N	N	N	N	N	N	N	O	N	N	N	N	N	N	N	N	N	18	1	
PLESIUS, FRÉDÉRIC	LB	39							N	IL	IL	IL	IL	IL	IL	N	N	N	N	N	N	N	N	N	N	6	0	
PRIESTER, ROBERT	DB	30							PR	PR	PR	PR	PR	PR	D	PR	PR	---	---	---	---	---	---	---	---	2	2	
RANDLE, CHRIS	DB	8	D	D	D	D	D	R	D	D	D	D	D	D	D	D	D	D	D	D	D	D	D	D	D	17	17	
REMPEL, CHAD	OL	46	N	N	N	N	N	N	N	N	N	N	N	N	N	N	N	N	N	N	N	N	N	N	N	18	0	
RENAUD, FRANK	LB	40	N	N	N	N	N	N	IL	IL	IL	IL	IL	IL	IL	IL	IL	IL	IL	IL	IL	IL	IL	XIL	XIL	5	0	
RIVERS, GERALD	DE	56											DI	DI	DI	DI	DI	DI	DI	IL	PR	PR	PR	PR	6	0		
ROH, CRAIG	DL	93	DI	R	DI	DI	DI	DI	DI	DI	DI	DI	D	D	D	D	D	D	D	D	D	D	D	D	D	17	8	
ROSS, ALEX	QB	5	N	IL	IL	IL	IL	IL	IL	IL	IL	IL	IL	---	---	---	---	---	---	---	---	---	---	---	---	1	0	
RUSH, JOHN	LB	32	PR	PR	N	N	N	N	N	N	PR	PR	N	N	PR	N	N	N	N	N	N	N	N	N	N	13	0	
SANTOS-KNOX, JOVAN	LB	45	D	D	D	D	D	D	D	D	D	D	D	D	D	D	D	D	D	D	D	D	D	R	XIL	18	18	
SAYLES, MARCUS	DB	36	PR	PR	D	DI	D	D	D	D	D	D	D	D	D	D	D	D	D	D	D	D	D	D	D	16	15	
SIMONISE, RASHAUN	WR	13	N	N	N	N	N	N	N	N	N	N	N	N	N	N	N	N	N	N	N	N	N	N	N	18	0	
SPELLER, CODY	OL	62	PR	PR	PR	PR	PR	PR	PR	PR	PR	PR	PR	PR	N	PR	PR	PR	PR	PR	PR	PR	N	XIL	XIL	2	0	
SPOONER, QADR	OL	64	IL	IL	IL	IL	IL	IL	IL	IL	SUS	SUS	PR	N	PR	PR	PR	PR	PR	PR	PR	PR	PR	PR	PR	1	0	
STREVELER, CHRIS	QB	17	O	O	O	N	N	N	N	N	N	N	N	N	N	N	N	N	N	N	O	N	N	N	N	18	4	
THOMAS, JAKE	DL	95	N	N	N	N	N	N	N	N	N	N	N	N	N	N	N	N	N	N	N	N	N	N	N	18	0	
THOMPkins, KENBRELL	WR	2	IL	IL	PR	PR	PR	PR	O	O	O	O	O	O	O	O	O	O	O	O	O	O	O	O	O	XIL	12	12
WASHINGTON, COREY	WR	6											O	O	R	R	R	R	R	R	O	XIL	XIL	3	3			
WILD, IAN	LB	38	IL	DI	IL	IL	DI	DI	DI	DI	PR	PR	DI	DI	DI	DI	DI	DI	DI	DI	DI	DI	DI	DI	D	15	0	
WILSON, KYRIE	LB	19	DI	PR	DI	DI	DI	DI	PR	PR	PR	PR	PR	PR	PR	R	R	R	R	R	R	R	R	DI	D	5	0	
WOLITARSKY, DREW	WR	82	O	O	O	O	O	O	O	O	O	O	O	O	O	O	O	O	O	O	O	O	O	O	O	18	18	

STATUS / PARTICIPATION:
 O = Started on Offence D = Started on defence N = Dressed for the game (active); DI = Desig. import
 X = inactive IL = Injured List Pr = Practice Roster --- = Not with team Su = Suspended

2018 STARTERS

OFFENCE		
PLAYER	POS	GS
WOLITARSKY, DREW	WR	18
HARRIS, ANDREW	RB	18
BRYANT, STANLEY	OL	18
GOOSSEN, MATTHIAS	OL	18
NEUFELD, PATRICK	OL	18
ADAMS, DARVIN	WR	17
DEMSKI, NIC	WR	17
CHUNGH, SUKH	OL	17
HARDRICK, JERMARCUS	OL	15
NICHOLS, MATT	QB	14
DRESSLER, WESTON	WR	13
THOMPkins, KENBRELL	WR	12
BOWMAN, ADARIUS	WR	6
STREVELER, CHRIS	QB	4
WASHINGTON, COREY	WR	3
LANKFORD, RYAN	WR	2
COUTURE, MICHAEL	OL	2
NELSON, CHARLES	WR	1
PETERMANN, DANIEL	WR	1

DEFENCE		
PLAYER	POS	GS
BIGHILL, ADAM	LB	18
SANTOS-KNOX, JOVAN	LB	18
NEVIS, DRAKE	DL	18
OKPALAUGO, TRISTAN	DL	18
RANDLE, CHRIS	DB	17
FOGG, KEVIN	LB	16
LOFFLER, TAYLOR	DB	16
SAYLES, MARCUS	DB	15
ALEXANDER, BRANDON	DB	14
JEFFCOAT, JACKSON	DL	10
BRYANT, BRANDIN	DL	9
JOHNSON, CORY	DL	9
GAITOR, ANTHONY	DB	9
ROH, CRAIG	DL	8
LEGGETT, MAURICE	DB	8
FENNER, CHANDLER	LB	5
COOPER, TYNEIL	DB	3
FOKETI, MANASE	DL	2
HECHT, JEFF	DB	2
PRIESTER, ROBERT	DB	2
HUMES, CHRIS	DB	1



WTM

RECORDS



REGULAR SEASON ALL-TIME RECORD SUMMARY

MANITOBA RUGBY FOOTBALL UNION

YEAR	FIN		GP	W	L	T	PTS	PCT	PF	PA
1930	2		4	0	4	0	0	.000	5	75
1931	2		4	1	3	0	2	.250	15	31
1932	2		6	2	3	1	5	.417	47	81
1933	---	P	NO LEAGUE PLAY							
1934	1	P	NO LEAGUE PLAY (DECLARED MANITOBA CHAMPIONS)							
1935	1	P	3	3	0	0	6	1.000	97	4

WESTERN INTERPROVINCIAL FOOTBALL UNION / CANADIAN FOOTBALL LEAGUE

YEAR	FIN		WON-LOSS RECORD					HOME			AWAY			SCORING		
			GP	W	L	T	PTS	PCT	W	L	T	W	L	T	PF	PA
1936	1	P	8	5	2	1	11	.688	3	1	0	2	1	1	104	37
1937	2	P	8	4	4	0	8	.500	2	2	0	2	2	0	57	47
1938	2	P	8	6	2	0	12	.750	3	1	0	3	1	0	114	63
1939	1	P	12	10	2	0	20	.833	6	0	0	4	2	0	201	103
1940	1	P	8	6	2	0	12	.750	4	0	0	2	2	0	108	58
1941	1	P	8	6	2	0	12	.750	4	0	0	2	2	0	92	19
1942	2	P	8	5	3	0	10	.625	2	2	0	3	1	0	69	46
1947	1	P	8	5	3	0	10	.625	3	1	0	2	2	0	83	83
1948	3		12	3	9	0	6	.250	1	5	0	2	4	0	81	234
1949	4		14	2	12	0	4	.143	2	5	0	0	7	0	74	258
1950	1	P	14	10	4	0	20	.714	6	1	0	4	3	0	223	156
1951	3	P	14	8	6	0	16	.571	3	4	0	5	2	0	303	311
1952	1	P	16	12	3	1	25	.781	5	2	1	7	1	0	394	211
1953	3	P	16	8	8	0	16	.500	6	2	0	2	6	0	226	226
1954	3	P	16	8	6	2	18	.563	5	2	1	3	4	1	202	190
1955	3	P	16	7	9	0	14	.438	4	4	0	3	5	0	210	195
1956	3	P	16	9	7	0	18	.563	6	2	0	3	5	0	315	228
1957	2	P	16	12	4	0	24	.750	6	2	0	6	2	0	406	300
1958	1	P	16	13	3	0	26	.813	7	1	0	6	2	0	361	182
1959	1	P	16	12	4	0	24	.750	6	2	0	6	2	0	418	272
1960	1	P	16	14	2	0	28	.875	6	2	0	8	0	0	453	239
1961	1	P	16	13	3	0	26	.813	5	3	0	8	0	0	360	251
1962	1	P	16	11	5	0	22	.688	4	4	0	7	1	0	385	291
1963	4		16	7	9	0	14	.438	4	4	0	3	5	0	302	325
1964	5		16	1	14	1	3	.094	1	6	1	0	8	0	270	397
1965	2	P	16	11	5	0	22	.688	6	2	0	5	3	0	301	262
1966	2	P	16	8	7	1	17	.531	5	3	0	3	4	1	264	230
1967	4		16	4	12	0	8	.250	3	5	0	1	7	0	212	414
1968	5		16	3	13	0	6	.188	2	6	0	1	7	0	210	374
1969	5		16	3	12	1	7	.219	2	6	0	1	6	1	192	359
1970	5		16	2	14	0	4	.125	1	7	0	1	7	0	184	332
1971	3	P	16	7	8	1	15	.469	4	3	1	3	5	0	366	349
1972	1	P	16	10	6	0	20	.625	8	0	0	2	6	0	401	300
1973	5		16	4	11	1	9	.281	2	6	0	2	5	1	267	315
1974	4		16	8	8	0	16	.500	6	2	0	2	6	0	258	350
1975	3	P	16	6	8	2	14	.438	4	3	1	2	5	1	340	383
1976	2	P	16	10	6	0	20	.625	6	2	0	4	4	0	384	316
1977	3	P	16	10	6	0	20	.625	6	2	0	4	4	0	382	336
1978	3	P	16	9	7	0	18	.563	4	4	0	5	3	0	371	351
1979	4		16	4	12	0	8	.250	3	5	0	1	7	0	283	340
1980	2	P	16	10	6	0	20	.625	6	2	0	4	4	0	394	387
1981	2	P	16	11	5	0	22	.688	6	2	0	5	3	0	517	299
1982	2	P	16	11	5	0	22	.688	5	3	0	6	2	0	444	352
1983	2	P	16	9	7	0	18	.563	5	3	0	4	4	0	412	402
1984	2	P	16	11	4	1	23	.719	8	0	0	3	4	1	523	309
1985	2	P	16	12	4	0	24	.750	7	1	0	5	3	0	500	259
1986	3	P	18	11	7	0	22	.611	8	1	0	3	6	0	545	387
1987	1E	P	18	12	6	0	24	.667	8	1	0	4	5	0	554	409
1988	2E	P	18	9	9	0	18	.500	6	3	0	3	6	0	407	458
1989	3E	P	18	7	11	0	14	.389	4	5	0	3	6	0	408	462

REGULAR SEASON ALL-TIME RECORD SUMMARY

WESTERN INTERPROVINCIAL FOOTBALL UNION / CANADIAN FOOTBALL LEAGUE

			WON-LOSS RECORD							HOME			AWAY			SCORING	
YEAR	FIN	PL	GP	W	L	T	PTS	PCT	W	L	T	W	L	T	PF	PA	
1990	1E	P	18	12	6	0	24	.667	8	1	0	4	5	0	472	398	
1991	2E	P	18	9	9	0	18	.500	7	2	0	2	7	0	516	499	
1992	1E	P	18	11	7	0	22	.611	8	1	0	3	6	0	507	499	
1993	1E	P	18	14	4	0	28	.778	8	1	0	6	3	0	646	421	
1994	1E	P	18	13	5	0	26	.722	8	1	0	5	4	0	651	572	
1995	5N	P	18	7	11	0	14	.389	6	3	0	1	8	0	404	653	
1996	3W	P	18	9	9	0	18	.500	5	4	0	4	5	0	421	496	
1997	3E		18	4	14	0	8	.222	2	7	0	2	7	0	443	548	
1998	4E		18	3	15	0	6	.167	3	6	0	0	9	0	399	588	
1999	4E		18	6	12	0	12	.333	4	5	0	2	7	0	362	601	
2000	3E	P	18	7	10	1	16	.444	6	3	0	1	7	1	539	596	
2001	1E	P	18	14	4	0	28	.778	7	2	0	7	2	0	509	383	
2002	2W	P	18	12	6	0	24	.667	8	1	0	4	5	0	566	421	
2003	2W	P	18	11	7	0	22	.611	7	2	0	4	5	0	514	485	
2004	4W		18	7	11	0	14	.389	5	4	0	2	7	0	448	507	
2005	5W		18	5	13	0	10	.278	4	5	0	1	8	0	474	558	
2006	3E	P	18	9	9	0	18	.500	4	5	0	5	4	0	362	408	
2007	2E	P	18	10	7	1	21	.583	7	2	0	3	5	1	439	404	
2008	2E	P	18	8	10	0	16	.444	5	4	0	3	6	0	435	490	
2009	3E		18	7	11	0	14	.389	4	5	0	3	6	0	386	506	
2010	4E		18	4	14	0	14	.222	4	5	0	0	9	0	464	485	
2011	1E	P	18	10	8	0	20	.555	5	4	0	5	4	0	432	432	
2012	3E		18	6	12	0	12	.333	4	5	0	2	7	0	376	531	
2013	4E		18	3	15	0	6	.167	1	8	0	2	7	0	361	585	
2014	5W		18	7	11	0	14	.389	3	6	0	4	5	0	397	481	
2015	4W		18	5	13	0	10	.278	3	6	0	2	7	0	353	502	
2016	3W		18	11	7	0	22	.611	4	5	0	7	2	0	497	454	
2017	2W		18	11	7	0	22	.611	4	5	0	7	2	0	497	454	
2018	3W		18	11	7	0	22	.611	4	5	0	7	2	0	497	454	

ALL-TIME REGULAR SEASON RECORD – 1936 TO 2017

RECORD	G	W	L	T	PTS	PCT	PF	PA
OVERALL RECORD: 1936-2018	1260	645	601	14	1305	.518	28,297	27,868
HOME: 1936-2018	630	377	248	5	760	.603		
AWAY: 1936-2018	630	268	353	9	545	.433		

NOTE:

- Does not include early exhibition games with college teams in Canada and the United States.
- Overtime losses in the 2000-02 period were worth one standings point (2000: 1, 2001: 0, 2002: 0).
- Does not include the Service Teams Era (1942 to 1943).

PRE-WIFU RECORD (MANITOBA RUGBY FOOTBALL UNION)

FINISH					WON-LOSS RECORD & SCORING									
YEAR	POS	PL	DF	GC	HEAD COACH	G	W	L	T	PTS	PCT	PF	PA	
1930	2				F. RITTER	4	0	4	0	0	.000	5	76	
1931	2				BARNES, MILLIDGE	4	1	3	0	2	.250	15	31	
1932	2				C. CRONIN	6	2	3	0	4	.333	47	81	
1933	1	P	W		C. CRONIN	2	2	0	0	4	1.000	48	0	
1934	1	P			G. KABAT	2	2	0	0	4	1.000	35	4	
1935	1	P	W	W	B. FRITZ	3	3	0	0	6	1.000	88	4	

ALL-TIME REGULAR SEASON RESULTS - SINCE 1990

1990 (12-6) 1ST EAST			MIKE RILEY		
DATE	H/A	WPG	OPPONENT	PA	W-L
JUL 12	A	31	OTTAWA	26	W
JUL 20	H	34	TORONTO	17	W
JUL 27	A	23	BC	24	L
AUG 02	H	23	EDMONTON	20	W
AUG 08	H	28	BC	14	W
AUG 15	A	10	HAMILTON	20	L
AUG 22	A	27	TORONTO	23	W
AUG 28	H	39	CALGARY	37	W
SEP 02	A	11	SASKATCHEWAN	55	L
SEP 09	H	29	HAMILTON	18	W
SEP 14	A	17	CALGARY	18	L
SEP 23	H	36	SASKATCHEWAN	7	W
SEP 28	A	48	EDMONTON	25	W
OCT 05	H	25	TORONTO	9	W
OCT 13	A	21	TORONTO	16	W
OCT 21	H	20	OTTAWA	27	L
OCT 28	A	18	OTTAWA	27	L
NOV 04	H	32	HAMILTON	15	W

1992 (11-7) 1ST EAST			URBAN BOWMAN		
DATE	H/A	WPG	OPPONENT	PA	W-L
JUL 09	A	36	HAMILTON	33	W
JUL 16	A	14	OTTAWA	29	L
JUL 22	H	51	EDMONTON	32	W
JUL 30	H	41	BC	15	W
AUG 06	A	6	TORONTO	32	L
AUG 13	H	32	TORONTO	17	W
AUG 19	A	20	HAMILTON	21	L
AUG 27	H	35	HAMILTON	37	L
SEP 06	A	20	SASKATCHEWAN	32	L
SEP 13	H	37	SASKATCHEWAN	16	W
SEP 20	A	29	CALGARY	57	L
SEP 27	H	17	CALGARY	16	W
OCT 02	A	25	EDMONTON	45	L
OCT 12	A	49	OTTAWA	47	W
OCT 18	H	24	HAMILTON	15	W
OCT 25	H	24	TORONTO	23	W
OCT 31	A	29	BC	26	W
NOV 08	H	18	OTTAWA	6	W

1994 (13-5) 1ST EAST			CAL MURPHY		
DATE	H/A	WPG	OPPONENT	PA	W-L
JUL 08	A	20	BC	24	L
JUL 13	H	50	EDMONTON	35	W
JUL 23	A	19	CALGARY	58	L
JUL 28	H	39	BALTIMORE	32	W
AUG 04	A	54	TORONTO	34	W
AUG 11	A	59	OTTAWA	41	W
AUG 17	H	46	OTTAWA	1	W
AUG 24	H	31	SACRAMENTO	28	W
SEP 04	A	31	SASKATCHEWAN	42	L
SEP 11	H	18	SASKATCHEWAN	49	L
SEP 17	A	38	HAMILTON	21	W
SEP 23	H	30	BC	18	W
OCT 01	H	39	SHREVEPORT	21	W
OCT 08	A	38	SHREVEPORT	22	W
OCT 15	A	48	LAS VEGAS	17	W
OCT 22	H	46	HAMILTON	44	W
OCT 29	A	10	BALTIMORE	57	L
NOV 06	H	35	TORONTO	28	W

1991 (9-9) 2ND EAST			DARRYL ROGERS		
DATE	H/A	WPG	OPPONENT	PA	W-L
JUL 13	A	23	HAMILTON	9	W
JUL 19	H	23	BC	26	L
JUL 25	A	16	TORONTO	30	L
AUG 02	H	26	OTTAWA	19	W
AUG 08	A	31	OTTAWA	41	L
AUG 16	H	25	HAMILTON	24	W
AUG 22	A	39	CALGARY	26	W
AUG 27	H	28	CALGARY	15	W
SEP 01	A	23	SASKATCHEWAN	56	L
SEP 08	H	49	SASKATCHEWAN	41	W
SEP 14	A	23	BC	36	L
SEP 22	H	40	OTTAWA	8	W
SEP 27	A	15	EDMONTON	31	L
OCT 05	A	21	TORONTO	22	L
OCT 11	H	28	TORONTO	27	W
OCT 19	H	68	HAMILTON	14	W
OCT 26	A	20	OTTAWA	46	L
NOV 03	H	18	EDMONTON	28	L

1993 (14-4) 1ST EAST			CAL MURPHY		
DATE	H/A	WPG	OPPONENT	PA	W-L
JUL 06	A	34	CALGARY	54	L
JUL 17	H	36	BC	14	W
JUL 23	H	21	OTTAWA	18	W
JUL 29	A	40	HAMILTON	11	W
AUG 03	H	35	CALGARY	40	L
AUG 13	H	53	EDMONTON	11	W
AUG 18	A	28	BC	48	L
AUG 21	A	30	SACRAMENTO	18	W
AUG 28	H	35	HAMILTON	11	W
SEP 05	A	25	SASKATCHEWAN	24	W
SEP 12	H	41	SASKATCHEWAN	23	W
SEP 19	A	26	TORONTO	35	L
SEP 26	A	52	EDMONTON	14	W
OCT 02	H	61	HAMILTON	10	W
OCT 09	A	48	OTTAWA	38	W
OCT 15	H	33	SACRAMENTO	26	W
OCT 30	A	36	OTTAWA	16	W
NOV 07	H	12	TORONTO	10	W

1995 (7-11) 5TH NORTH			CAL MURPHY		
DATE	H/A	WPG	OPPONENT	PA	W-L
JUN 28	A	15	OTTAWA	25	L
JUL 04	H	10	BIRMINGHAM	38	L
JUL 13	H	37	SHREVEPORT	29	W
JUL 22	A	7	BALTIMORE	43	L
JUL 26	H	20	SAN ANTONIO	17	W
AUG 05	A	17	SHREVEPORT	65	L
AUG 12	A	24	BIRMINGHAM	50	L
AUG 18	H	11	BC	6	W
AUG 25	H	33	HAMILTON	36	L
SEP 03	A	4	SASKATCHEWAN	56	L
SEP 10	H	25	SASKATCHEWAN	24	W
SEP 15	A	10	EDMONTON	64	L
SEP 19	A	28	CALGARY	43	L
SEP 24	H	39	CALGARY	43	L
SEP 29	A	24	HAMILTON	20	W
OCT 09	A	20	TORONTO	31	L
OCT 14	H	44	TORONTO	30	W
OCT 29	H	36	OTTAWA	33	W

1996 (9-9) 3RD WEST			CAL MURPHY		
DATE	H/A	WPG	OPPONENT	PA	W-L
JUN 29	A	12	CALGARY	39	L
JUL 06	H	25	BC	22	W
JUL 11	H	14	TORONTO	35	L
JUL 17	A	27	EDMONTON	16	W
JUL 24	A	10	MONTREAL	36	L
JUL 29	H	38	CALGARY	36	W
AUG 09	H	31	OTTAWA	27	W
AUG 15	A	38	BC	13	W
AUG 26	H	20	BC	22	L
SEP 01	A	23	SASKATCHEWAN	41	L
SEP 08	H	33	HAMILTON	15	W
SEP 20	H	12	EDMONTON	41	L
SEP 28	A	37	SASKATCHEWAN	15	W
OCT 05	A	12	TORONTO	28	L
OCT 13	H	20	SASKATCHEWAN	14	W
OCT 18	A	15	HAMILTON	25	L
OCT 26	A	30	OTTAWA	29	W
NOV 01	H	24	MONTREAL	42	L

1998 (3-15) 4TH EAST			REINEBOLD/HOFFMAN		
DATE	H/A	WPG	OPPONENT	PA	W-L
JUL 01	H	24	MONTREAL	27	L
JUL 08	A	13	HAMILTON	33	L
JUL 17	H	7	HAMILTON	29	L
JUL 24	H	25	CALGARY	44	L
JUL 30	A	13	BC	20	L
AUG 06	A	14	TORONTO	29	L
AUG 14	H	22	BC	24	L
AUG 21	A	16	EDMONTON	25	L
AUG 27	H	16	TORONTO	37	L
SEP 06	A	18	SASKATCHEWAN	32	L
SEP 13	H	36	SASKATCHEWAN	35	W
SEP 19	A	22	TORONTO	46	L
SEP 25	H	34	MONTREAL	23	W
OCT 04	A	21	HAMILTON	35	L
OCT 12	H	20	EDMONTON	40	L
OCT 18	A	23	CALGARY	39	L
OCT 25	A	44	MONTREAL	58	L
OCT 30	H	31	TORONTO	12	W

2000 (7-10-1) 3RD EAST			DAVE RITCHIE		
DATE	H/A	WPG	OPPONENT	PA	W-L
JUL 05	A	22	MONTREAL	38	L
JUL 14	H	38	CALGARY	42	L
JUL 21	A	49	EDMONTON	51	L
JUL 28	H	31	MONTREAL	33	L
AUG 04	H	31	BC	16	W
AUG 10	A	41	TORONTO	41	T
AUG 16	A	16	CALGARY	37	L
AUG 25	H	38	HAMILTON	33	W
SEP 03	A	29	SASKATCHEWAN	38	L
SEP 09	H	12	TORONTO	24	L
SEP 16	H	30	MONTREAL	27	W
SEP 23	A	6	HAMILTON	43	L
SEP 29	H	38	SASKATCHEWAN	30	W
OCT 09	A	40	BC	33	W
OCT 15	A	30	MONTREAL	36	L
OCT 20	H	27	HAMILTON	24	W
OCT 27	A	31	TORONTO	32	L
NOV 03	H	30	EDMONTON	18	W

1997 (4-14) 3RD EAST			JEFF REINEBOLD		
DATE	H/A	WPG	OPPONENT	PA	W-L
JUN 27	A	23	TORONTO	38	L
JUL 03	H	24	MONTREAL	27	L
JUL 11	A	33	HAMILTON	18	W
JUL 19	A	17	BC	21	L
JUL 25	H	21	HAMILTON	36	L
AUG 01	A	22	CALGARY	43	L
AUG 07	A	11	EDMONTON	45	L
AUG 14	H	24	CALGARY	35	L
AUG 22	H	21	MONTREAL	26	L
AUG 31	A	43	SASKATCHEWAN	12	W
SEP 07	H	25	TORONTO	66	L
SEP 12	A	28	MONTREAL	29	L
SEP 19	H	26	BC	14	W
SEP 28	H	9	TORONTO	41	L
OCT 05	A	25	HAMILTON	27	L
OCT 12	H	2	EDMONTON	20	L
OCT 19	A	34	MONTREAL	41	L
OCT 24	H	55	SASKATCHEWAN	9	W

1999 (6-12) 4TH EAST			DAVE RITCHIE		
DATE	H/A	WPG	OPPONENT	PA	W-L
JUL 08	H	9	HAMILTON	39	L
JUL 15	H	47	TORONTO	27	W
JUL 22	A	18	MONTREAL	30	L
JUL 29	A	30	BC	18	W
AUG 06	A	7	TORONTO	40	L
AUG 13	H	26	EDMONTON	56	L
AUG 19	A	17	CALGARY	29	L
AUG 26	H	11	CALGARY	36	L
SEP 05	A	17	SASKATCHEWAN	42	L
SEP 12	H	16	BC	20	L
SEP 18	A	15	HAMILTON	65	L
SEP 24	H	24	SASKATCHEWAN	18	W
OCT 03	A	27	EDMONTON	19	W
OCT 10	H	16	HAMILTON	43	L
OCT 17	H	32	MONTREAL	29	W
OCT 22	A	22	TORONTO	32	L
OCT 29	H	18	TORONTO	13	W
NOV 07	A	10	MONTREAL	45	L

2001 (14-4) 1ST EAST			DAVE RITCHIE		
DATE	H/A	WPG	OPPONENT	PA	W-L
JUL 04	A	48	CALGARY	20	W
JUL 13	A	30	TORONTO	16	W
JUL 20	H	34	MONTREAL	37	L
JUL 26	A	19	HAMILTON	24	L
AUG 03	H	32	SASKATCHEWAN	14	W
AUG 10	H	36	TORONTO	16	W
AUG 16	A	20	HAMILTON	17	W
AUG 24	H	24	MONTREAL	19	W
SEP 02	A	20	SASKATCHEWAN	18	W
SEP 08	H	63	HAMILTON	31	W
SEP 17	H	23	EDMONTON	22	W
SEP 23	A	28	MONTREAL	25	W
SEP 28	H	23	BC	22	W
OCT 05	A	37	EDMONTON	33	W
OCT 14	H	24	HAMILTON	17	W
OCT 20	A	26	BC	18	W
OCT 26	A	7	TORONTO	12	L
NOV 02	H	15	CALGARY	22	L

2002 (12-6) 2ND WEST			DAVE RITCHIE		
DATE	H/A	WPG	OPPONENT	PA	W-L
JUN 28	H	39	TORONTO	15	W
JUL 05	H	24	HAMILTON	15	W
JUL 11	A	24	OTTAWA	25	L
JUL 17	H	55	OTTAWA	7	W
JUL 23	A	42	TORONTO	15	W
JUL 27	A	22	MONTREAL	31	L
AUG 09	H	21	BC	29	L
AUG 15	A	32	EDMONTON	35	L
AUG 23	H	51	CALGARY	48	W
SEP 01	A	19	SASKATCHEWAN	33	L
SEP 08	H	44	BC	28	W
SEP 20	H	27	MONTREAL	24	W
SEP 27	A	28	BC	38	L
OCT 06	A	35	SASKATCHEWAN	32	W
OCT 12	H	20	SASKATCHEWAN	11	W
OCT 18	A	35	CALGARY	20	W
OCT 27	A	28	HAMILTON	7	W
NOV 02	H	20	EDMONTON	8	W

2003 (11-7) 2ND WEST			DAVE RITCHIE		
DATE	H/A	WPG	OPPONENT	PA	W-L
JUN 20	A	34	BC	27	W
JUN 27	A	34	OTTAWA	32	W
JUL 01	H	14	EDMONTON	12	W
JUL 10	H	29	SASKATCHEWAN	27	W
JUL 15	A	14	TORONTO	24	L
JUL 24	H	19	MONTREAL	50	L
JUL 29	A	27	MONTREAL	37	L
AUG 02	A	37	HAMILTON	20	W
AUG 12	H	34	OTTAWA	29	W
AUG 22	H	52	CALGARY	17	W
AUG 31	A	36	SASKATCHEWAN	18	W
SEP 07	H	34	TORONTO	30	W
SEP 14	A	19	CALGARY	21	L
SEP 20	H	20	BC	26	L
OCT 04	A	31	BC	35	L
OCT 10	H	14	HAMILTON	9	W
OCT 17	A	32	EDMONTON	41	L
OCT 25	H	34	EDMONTON	30	W

2004 (7-11) 4TH WEST			D.RITCHIE/J.DALEY		
DATE	H/A	WPG	OPPONENT	PA	W-L
JUN 17	H	25	OTTAWA	37	L
JUN 25	A	22	HAMILTON	32	L
JUL 08	H	32	SASKATCHEWAN	15	W
JUL 16	A	29	OTTAWA	1	W
JUL 22	H	17	BC	48	L
JUL 30	A	24	EDMONTON	41	L
AUG 07	A	27	CALGARY	49	L
AUG 12	H	25	EDMONTON	14	W
AUG 17	A	6	TORONTO	14	L
AUG 26	H	13	MONTREAL	29	L
SEP 05	A	17	SASKATCHEWAN	4	W
SEP 12	H	27	SASKATCHEWAN	24	W
SEP 18	H	44	TORONTO	34	W
SEP 25	A	25	MONTREAL	47	L
OCT 02	A	31	BC	42	L
OCT 08	H	13	HAMILTON	20	L
OCT 24	A	34	EDMONTON	40	L
OCT 29	H	37	CALGARY	16	W

2005 (5-13) 5TH WEST			JIM DALEY		
DATE	H/A	WPG	OPPONENT	PA	W-L
JUN 25	A	15	SASKATCHEWAN	42	L
JUN 30	H	8	EDMONTON	27	L
JUL 07	H	15	CALGARY	21	L
JUL 15	A	12	EDMONTON	14	L
JUL 22	H	51	MONTREAL	46	W
AUG 01	A	27	TORONTO	34	L
AUG 06	A	21	CALGARY	30	L
AUG 13	H	44	HAMILTON	14	W
AUG 19	H	38	OTTAWA	17	W
AUG 26	A	39	HAMILTON	41	L
SEP 04	A	26	SASKATCHEWAN	45	L
SEP 10	H	17	SASKATCHEWAN	19	L
SEP 16	A	37	OTTAWA	21	W
SEP 25	A	23	MONTREAL	42	L
OCT 10	H	44	BC	23	W
OCT 16	H	32	TORONTO	35	L
OCT 22	A	1	BC	41	L
OCT 30	H	24	CALGARY	46	L

2006 (9-9) 3RD EAST			DOUG BERRY		
DATE	H/A	WPG	OPPONENT	PA	W-L
JUN 16	A	17	MONTREAL	27	L
JUN 23	H	16	TORONTO	9	W
JUL 01	H	46	EDMONTON	10	W
JUL 08	A	24	TORONTO	17	W
JUL 15	H	16	MONTREAL	44	L
JUL 20	A	25	EDMONTON	22	W
JUL 28	A	29	HAMILTON	0	W
AUG 04	H	11	HAMILTON	26	L
AUG 10	H	5	BC	32	L
AUG 25	H	15	TORONTO	18	L
SEP 03	A	12	SASKATCHEWAN	39	L
SEP 10	H	27	SASKATCHEWAN	23	W
SEP 15	A	9	CALGARY	43	L
SEP 24	A	17	MONTREAL	14	W
SEP 29	H	20	MONTREAL	23	L
OCT 15	A	29	HAMILTON	22	W
OCT 21	H	28	CALGARY	13	W
OCT 28	A	16	BC	26	L

2007 (10-7-1) 2ND EAST			DOUG BERRY		
DATE	H/A	WPG	OPPONENT	PA	W-L
JUN 28	A	39	EDMONTON	29	T
JUL 05	H	32	MONTREAL	23	W
JUL 13	H	15	EDMONTON	19	L
JUL 19	A	20	MONTREAL	18	W
JUL 27	H	36	HAMILTON	18	W
AUG 03	A	22	HAMILTON	43	L
AUG 10	A	22	BC	21	W
AUG 24	H	15	TORONTO	13	W
SEP 02	A	26	SASKATCHEWAN	31	L
SEP 09	H	34	SASKATCHEWAN	15	W
SEP 15	A	34	HAMILTON	4	W
SEP 23	A	23	TORONTO	31	L
SEP 29	H	21	HAMILTON	19	W
OCT 05	H	20	BC	26	L
OCT 14	A	25	CALGARY	38	L
OCT 19	H	27	CALGARY	13	W
OCT 27	A	8	TORONTO	16	L
NOV 02	H	20	MONTREAL	17	W

2008 (8-10) 2ND EAST			DOUG BERRY		
DATE	H/A	WPG	OPPONENT	PA	W-L
JUN 27	H	16	TORONTO	23	L
JUL 4	A	24	MONTREAL	38	L
JUL 11	H	24	B.C.	42	L
JUL 18	A	18	B.C.	27	L
JUL 24	H	32	CALGARY	28	W
AUG 1	A	11	TORONTO	19	L
AUG 8	H	11	MONTREAL	39	L
AUG 14	H	37	HAMILTON	24	W
AUG 31	A	6	SASKATCHEWAN	19	L
SEP 7	H	31	SASKATCHEWAN	34	L
SEP 12	A	39	TORONTO	9	W
SEP 19	A	25	HAMILTON	23	W
SEP 26	H	30	EDMONTON	23	W
OCT 4	A	22	EDMONTON	36	L
OCT 10	H	25	TORONTO	16	W
OCT 18	A	16	CALGARY	37	L
OCT 26	A	24	MONTREAL	23	W
NOV 1	H	44	HAMILTON	30	W

2009 (7-11) 3RD EAST			MIKE KELLY		
DATE	H/A	WPG	OPPONENT	PA	W-L
JUL 2	A	17	EDMONTON	19	L
JUL 10	H	42	CALGARY	30	W
JUL 18	A	13	HAMILTON	25	L
JUL 24	H	5	TORONTO	19	L
AUG 1	A	13	TORONTO	12	W
AUG 8	A	23	CALGARY	31	L
AUG 15	H	12	MONTREAL	39	L
AUG 21	A	37	B.C.	10	W
SEP 6	A	14	SASKATCHEWAN	29	L
SEP 13	H	10	SASKATCHEWAN	55	L
SEP 20	A	14	MONTREAL	33	L
SEP 26	H	29	TORONTO	24	W
OCT 2	H	27	EDMONTON	17	W
OCT 12	A	38	HAMILTON	28	W
OCT 18	H	21	B.C.	24	L
OCT 24	H	41	MONTREAL	24	W
NOV 1	A	13	MONTREAL	48	L
NOV 8	H	17	HAMILTON	39	L

2010 (4-14) 4TH EAST			PAUL LAPOLICE		
DATE	H/A	WPG	OPPONENT	PA	W-L
JUL 2	H	49	HAMILTON	29	W
JUL 9	H	34	TORONTO	36	L
JUL 16	A	7	HAMILTON	28	L
JUL 24	H	47	EDMONTON	21	W
JUL 31	A	20	CALGARY	23	L
AUG 7	A	22	HAMILTON	29	L
AUG 13	H	28	HAMILTON	39	L
AUG 19	A	17	MONTREAL	39	L
SEP 5	A	23	SASKATCHEWAN	27	L
SEP 12	H	31	SASKATCHEWAN	2	W
SEP 19	A	13	TORONTO	17	L
SEP 24	H	40	MONTREAL	44	L
OCT 2	A	14	B.C.	16	L
OCT 11	H	47	B.C.	35	W
OCT 17	A	19	MONTREAL	22	L
OCT 23	H	8	TORONTO	27	L
OCT 30	A	13	EDMONTON	16	L
NOV 5	H	32	CALGARY	35	L

2011 (10-8) 1ST EAST			PAUL LAPOLICE		
DATE	H/A	WPG	OPPONENT	PA	W-L
JUL 1	A	24	HAMILTON	16	W
JUL 8	H	22	TORONTO	16	W
JUL 14	H	20	CALGARY	21	L
JUL 23	A	33	TORONTO	24	W
JUL 28	H	25	B.C.	20	W
AUG 5	H	28	EDMONTON	16	W
AUG 13	A	30	B.C.	17	W
AUG 26	H	30	HAMILTON	27	W
SEP 4	A	7	SASKATCHEWAN	27	L
SEP 11	H	23	SASKATCHEWAN	45	L
SEP 18	A	25	MONTREAL	23	W
SEP 24	A	24	TORONTO	25	L
SEP 30	H	26	MONTREAL	32	L
OCT 7	A	33	HAMILTON	17	W
OCT 15	A	10	EDMONTON	24	L
OCT 22	H	26	MONTREAL	25	W
OCT 28	H	22	TORONTO	27	L
NOV 5	A	24	CALGARY	30	L

2012 (6-12) 3RD EAST			LAPOLICE/BURKE		
DATE	H/A	WPG	OPPONENT	PA	W-L
JUN 29	A	16	BC	33	L
JUL 06	A	30	MONTREAL	41	L
JUL 13	A	10	EDMONTON	42	L
JUL 18	A	22	TORONTO	25	L
JUL 26	H	23	EDMONTON	22	W
AUG 03	H	26	MONTREAL	36	L
AUG 16	H	32	HAMILTON	25	W
AUG 24	H	17	BC	20	L
SEP 02	A	0	SASKATCHEWAN	52	L
SEP 09	H	24	SASKATCHEWAN	25	L
SEP 14	A	3	CALGARY	44	L
SEP 21	H	34	HAMILTON	12	W
SEP 29	H	10	TORONTO	29	L
OCT 08	A	27	MONTREAL	22	W
OCT 13	H	21	CALGARY	32	L
OCT 19	A	44	TORONTO	32	W
OCT 27	A	18	HAMILTON	28	L
NOV 03	H	19	MONTREAL	11	W

2013 (3-15) 4TH EAST			TIM BURKE		
DATE	H/A	WPG	OPPONENT	PA	W-L
JUN 27	H	33	MONTREAL	38	L
JUL 04	A	19	MONTREAL	11	W
JUL 13	A	20	HAMILTON	25	L
JUL 19	H	19	TORONTO	35	L
JUL 26	H	24	CALGARY	37	L
AUG 05	A	20	BC	27	L
AUG 16	H	18	HAMILTON	37	L
AUG 24	A	14	HAMILTON	37	L
SEP 01	A	25	SASKATCHEWAN	48	L
SEP 08	H	25	SASKATCHEWAN	13	W
SEP 14	A	7	EDMONTON	25	L
SEP 20	H	27	EDMONTON	35	L
SEP 27	H	17	BC	53	L
OCT 05	A	11	CALGARY	38	L
OCT 14	A	34	MONTREAL	27	W
OCT 19	H	20	TORONTO	26	L
OCT 24	A	21	TORONTO	36	L
NOV 02	H	7	HAMILTON	37	L

NOTE:

1. For pre-1990 game scores please go to www.bluebombers.com

2014 (7-11) 5TH WEST			MIKE O'SHEA		
DATE	H/A	WPG	OPPONENT	PA	W-L
JUN 26	H	45	TORONTO	21	W
JUL 03	H	36	OTTAWA	28	W
JUL 11	A	34	MONTREAL	33	W
JUL 17	H	3	EDMONTON	26	L
JUL 25	A	23	BC	6	W
JUL 31	A	27	HAMILTON	26	W
AUG 07	H	17	SASKATCHEWAN	23	L
AUG 12	A	21	TORONTO	38	L
AUG 22	H	24	MONTREAL	16	W
AUG 31	A	30	SASKATCHEWAN	35	L
SEP 07	H	24	SASKATCHEWAN	30	L
SEP 13	A	9	BC	26	L
SEP 27	H	11	HAMILTON	16	L
OCT 03	A	20	OTTAWA	42	L
OCT 13	A	9	EDMONTON	41	L
OCT 18	H	23	CALGARY	33	L
OCT 25	H	23	BC	28	L
NOV 01	A	18	CALGARY	13	W

2015 (5-13) 4TH WEST			MIKE O'SHEA		
DATE	H/A	WPG	OPPONENT	PA	W-L
JUN 27	A	30	SASKATCHEWAN	26	W
JUL 02	H	26	HAMILTON	52	L
JUL 10	H	25	MONTREAL	23	W
JUL 18	A	25	CALGARY	26	L
JUL 25	A	3	EDMONTON	32	L
JUL 30	H	23	BC	13	W
AUG 09	A	8	HAMILTON	38	L
AUG 14	H	20	TORONTO	27	L
AUG 29	H	8	CALGARY	36	L
SEP 06	A	19	SASKATCHEWAN	37	L
SEP 12	H	22	SASKATCHEWAN	7	W
SEP 20	A	14	MONTREAL	35	L
SEP 25	H	23	CALGARY	25	L
OCT 03	H	23	EDMONTON	24	L
OCT 10	A	29	BC	26	W
OCT 16	A	24	OTTAWA	27	L
OCT 24	H	20	OTTAWA	27	L
NOV 06	A	11	TORONTO	21	L

2016 (11-7) 3RD WEST			MIKE O'SHEA		
DATE	H/A	WPG	OPPONENT	PA	W-L
JUN 24	H	14	MONTREAL	22	L
JUL 01	A	22	CALGARY	36	L
JUL 07	A	28	HAMILTON	24	W
JUL 14	H	16	EDMONTON	20	L
JUL 21	H	18	CALGARY	33	L
JUL 28	A	30	EDMONTON	23	W
AUG 03	H	37	HAMILTON	11	W
AUG 12	A	34	TORONTO	17	W
AUG 26	A	32	MONTREAL	18	W
SEP 04	A	28	SASKATCHEWAN	25	W
SEP 10	H	17	SASKATCHEWAN	10	W
SEP 17	H	46	TORONTO	29	W
SEP 24	A	34	CALGARY	36	L
SEP 30	H	26	EDMONTON	40	L
OCT 08	H	37	BC	35	W
OCT 14	A	35	BC	32	W
OCT 29	H	10	OTTAWA	23	L
NOV 04	A	33	OTTAWA	20	W

2017 (12-6) 2ND WEST			MIKE O'SHEA		
DATE	H/A	WPG	OPPONENT	PA	W-L
JUL 01	A	43	SASKATCHEWAN	40	W
JUL 07	H	10	CALGARY	29	L
JUL 13	H	33	TORONTO	25	W
JUL 21	A	42	BC	45	L
JUL 27	A	41	MONTREAL	40	W
AUG 04	H	33	OTTAWA	30	W
AUG 12	A	39	HAMILTON	12	W
AUG 17	H	33	EDMONTON	26	W
AUG 24	H	34	MONTREAL	31	W
SEP 03	A	24	SASKATCHEWAN	38	L
SEP 09	H	48	SASKATCHEWAN	28	W
SEP 22	A	29	OTTAWA	9	W
SEP 30	H	28	EDMONTON	19	W
OCT 06	H	13	HAMILTON	30	L
OCT 14	A	30	BC	26	W
OCT 21	A	28	TORONTO	29	L
OCT 28	H	27	BC	36	L
NOV 03	A	23	CALGARY	5	W

2018 (10-8) 3RD WEST			MIKE O'SHEA		
DATE	H/A	WPG	OPPONENT	PA	W-L
JUN 14	H	30	EDMONTON	33	L
JUN 22	A	56	MONTREAL	10	W
JUN 29	A	17	HAMILTON	31	L
JUL 07	H	41	BC	19	W
JUL 14	A	17	BC	20	L
JUL 21	A	38	TORONTO	20	W
JUL 27	H	40	TORONTO	14	W
AUG 10	H	29	HAMILTON	23	W
AUG 17	H	21	OTTAWA	44	L
AUG 25	A	26	CALGARY	39	L
SEP 02	A	23	SASKATCHEWAN	31	L
SEP 08	H	27	SASKATCHEWAN	32	L
SEP 21	H	31	MONTREAL	14	W
SEP 29	A	30	EDMONTON	3	W
OCT 05	A	40	OTTAWA	32	W
OCT 13	H	31	SASKATCHEWAN	0	W
OCT 26	H	29	CALGARY	21	W
NOV 03	A	24	EDMONTON	33	L

ADDITIONAL STATISTICS:

YEAR	WPG DEFENCE					OTH TD			TURNOVERS				FGAS		
	QS	NET	RUSH	PASS	INT	YDS	RS	RET	TO	OP	RAT	FM	LST	AT	MD
1980	35	5,501	2,089	3,724	31	573	11	1	33	50	+17	19	11	47	31
1981	46	5,206	1,338	4,273	28	514	14	5	31	58	+27	16	11	58	39
1982	50	5,274	1,629	4,110	28	443	19	1	31	49	+18	21	10	52	27
1983	53	5,705	1,571	4,617	18	286	17	1	46	39	-7	27	21	50	40
1984	75	4,638	1,573	3,728	35	611	19	6	54	59	+5	28	19	44	26
1985	73	4,529	1,611	3,577	28	611	14	5	51	60	+9	27	19	64	43
1986	61	5,168	1,543	4,190	26	475	11	6	62	54	-8	28	17	65	41
1987	68	5,342	1,549	4,400	39	507	12	11	53	82	+29	26	14	57	35
1988	56	6,289	2,502	4,424	25	303	10	7	58	64	+6	43	25	47	34
1989	49	6,157	2,306	4,291	34	287	10	3	70	60	-10	29	22	47	31
1990	49	6,025	1,883	4,637	48	620	10	4	69	89	+20	38	29	58	43
1991	41	6,645	2,023	5,076	36	692	15	8	73	75	+2	35	22	50	37
1992	38	6,667	1,757	5,352	31	401	16	5	59	69	+10	50	32	62	47
1993	50	5,595	1,446	4,632	37	418	20	8	52	60	+8	37	22	56	45
1994	40	6,500	2,063	4,764	32	238	18	7	55	73	+18	33	19	58	42
1995	36	6,341	1,829	5,149	20	154	19	3	64	50	-14	46	29	49	36
1996	48	6,078	1,896	4,668	23	520	12	9	56	48	-8	30	21	51	37
1997	43	7,267	2,419	5,380	20	520	17	3	53	42	-11	21	12	54	39
1998	42	7,072	1,881	5,646	19	359	11	13	69	50	-19	33	26	54	36
1999	38	7,138	2,480	5,019	15	215	12	5	68	38	-30	39	29	49	34
2000	39	7,536	1,941	6,045	23	410	13	8	47	52	+5	22	10	58	45
2001	33	5,732	1,408	4,648	24	381	16	8	43	51	+8	20	12	51	31
2002	46	4,979	1,439	4,035	18	233	9	2	56	47	-9	28	18	62	45
2003	25	6,080	1,311	5,107	22	178	18	5	39	60	+21	22	12	61	47
2004	25	7,054	1,951	5,509	18	335	14	9	50	45	-5	33	19	50	39
2005	41	8,249	2,264	6,335	18	245	14	7	54	42	-12	25	17	40	28
2006	43	5,500	1,673	4,235	13	115	12	1	49	38	-11	26	18	43	30
2007	50	5,906	1,835	4,585	10	125	18	3	33	38	+5	23	16	49	30
2008	42	6,950	1,930	5,474	15	444	11	7	50	37	-13	18	9	51	34
2009	36	6,524	1,973	4,885	31	438	10	8	53	54	+1	32	17	49	40
2010	51	6,203	2,105	4,580	17	357	14	7	44	37	-7	26	16	44	34
2011	55	5,420	1,821	4,016	25	369	17	5	42	54	+12	31	14	52	40
2012	43	6,768	2,015	5,081	11	80	17	2	53	36	-17	30	18	45	39
2013	51	6,809	1,948	5,284	12	147	19	5	64	37	-27	32	24	35	27
2014	43	6,095	2,447	4,049	13	295	17	7	49	37	-12	29	20	46	40
2015	46	6,619	2,030	5,066	21	309	10	5	42	38	-4	18	12	45	32
2016	35	7,343	1,595	6,033	30	612	13	7	30	59	+12	18	7	68	60
2017	44	7,144	1,741	5,788	25	559	15	11	28	42	+14	18	12	70	56
2018	45	6,229	1,785	4,814	20	496	23	6	36	49	+13	16	11	48	43

YEAR	PUNT RET		K/O RET	
	NO	YDS	NO	YDS
1980	79	726	52	1026
1981	102	1067	49	1213
1982	111	1069	54	1285
1983	128	1242	52	1184
1984	126	1270	38	771
1985	134	1157	41	689
1986	139	1233	68	1540
1987	126	870	61	1141
1988	134	900	76	1513
1989	110	711	75	1267
1990	106	846	79	1409
1991	108	746	82	1447
1992	114	755	71	1131
1993	135	769	65	1223
1994	104	621	78	1535
1995	101	765	86	1728
1996	120	1138	70	1348
1997	101	907	98	2145
1998	100	1292	102	2349

YEAR	PUNT RET		K/O RET	
	NO	YDS	NO	YDS
1999	87	767	95	1721
2000	94	801	97	2258
2001	105	949	78	1603
2002	106	1114	61	1133
2003	82	690	73	1375
2004	87	990	75	1425
2005	84	704	85	1617
2006	99	871	70	1277
2007	91	629	62	1295
2008	100	1015	80	1655
2009	101	809	109	2262
2010	95	989	78	1406
2011	93	834	80	1411
2012	88	926	86	1691
2013	84	689	91	1977
2014	97	934	86	1840
2015	82	810	78	1579
2016	76	990	64	1547
2017	88	1009	71	1549
2018	97	847	65	1281

REGULAR SEASON TEAM RECORDS - SINCE 1936

WON-LOSS RECORD	YEARS	OF NOTE
SEASONS/GAMES (WIFU/CFL)	79 / 1,260	1936 TO 2018
WON-LOSS RECORD	645-601-14	1936 TO 2018
AT HOME	381-244-5	1936 TO 2018
AWAY	264-357-9	1936 TO 2018
CONSECUTIVE WINNING YEARS	8	1980 TO 1987
CONSECUTIVE .500+ YEARS	9	1980 TO 1988
BEST 5 CONSECUTIVE YEARS	64-16	1957 TO 1961
HIGHEST WINNING PCT	.875	1960
MOST WINS	14	1960, 1993, 2001
FEWEST LOSSES	2	1960
LOWEST WINNING PCT	.094	1970
MOST LOSSES	15	1998, 2013
MOST WINS, HOME	8	9 TIMES
UNBEATEN AT HOME	1,000	5 TIMES
MOST WINS, ROAD	8	1960, 1961
UNBEATEN ON THE ROAD	1,000	1960, 1961
MOST LOSSES, HOME	8	2013
MOST LOSSES, ROAD	9	1998, 2010
MOST LOSSES, HOME	7	1970, 1997
MOST LOSSES, ROAD	9	1998, 2010

CONSECUTIVE

YEARS IN THE PLAYOFFS	17	1980 TO 1996
WINS	12	2001
	11	1938-39, 1959-60
WINS TO START THE SEASON	10	1960
LOSSES	13	1964
HOME WINS	16	1983-85
	15	1938-41
HOME LOSSES	8	1970-71
ROAD WINS	20	1960-62
ROAD LOSSES	13	1997-99

OVERTIME 1989-2017

ALL-TIME RECORD	12-7-2	1989 TO 2018
ALL-TIME POINTS FOR & AGAINST	141-110	1989 TO 2018
MOST OT GAMES, ONE SEASON	3	1992
FIRST OVERTIME GAME	24-20	WPG VS BC
MOST RECENT OVERTIME GAME	34-31	WPG AT MTL
MOST PTS IN ONE OT	17-17	WPG AT TOR

SCORING

SEASON			
MOST POINTS FOR	651	1994	36.2 PPG
	646	1993	35.9 PPG
MOST POINTS ALLOWED	653	1992	37.1 PPG
FEWEST POINTS ALLOWED	156	1950	11.1 PPG
	182	1958	11.4 PPG
SINGLE GAME			
MOST POINTS FOR	68	WPG VS HAM	OCT 19/91
	65	WPG VS OTT	SEP 7/84
	63	WPG VS HAM	SEP 8/01
GAMES WITH 50+ POINTS	23X	FIRST: AUG 29/59	61-8 VS SSK
MOST POINTS ALLOWED	66	TOR AT WPG	SEP 7/97
	65	SHR VS WPG	AUG 5/95
	65	HAM VS WPG	SEP 18/99
FEWEST POINTS ALLOWED	0	33 TIMES	LAST: OCT 13/18 VS SSK
FEWEST POINTS FOR	0	17 TIMES	LAST: SEP 2/12 AT SSK
MOST POINTS, COMBINED	102	WPG AT MTL	OCT 25/98 (44-58)
FEWEST POINTS, COMBINED	3	WPG VS CAL	OCT 10/49 (0-3)

MOST PTS ONE HALF			
PTS FOR, 1ST HALF	42	3 TIMES	LAST: AUG 22/03 VS CAL
PTS FOR, 2ND HALF	39	WPG VS HAM	OCT 22/94
PTS ALLOWED, 1ST HALF	50	CALGARY VS WPG	JUL 23/94
PTS ALLOWED, 2ND HALF	46	CALGARY VS WPG	SEP 20/92
COMBINED, ONE HALF	67	WPG AT EDM	JUL 21/00 (2ND HALF, 33-34)
MOST PTS ONE QUARTER			
PTS FOR, 1ST Q	28	2 TIMES	LAST: OCT 19/91 VS HAM
PTS FOR, 2ND Q	34	WPG AT SSK	AUG 29/59
PTS FOR, 3RD Q	33	WPG VS HAM	OCT 22/94
PTS FOR, 4TH Q	30	WPG VS TOR	JUL 15/99
PTS ALLOWED, 1ST Q	28	CAL VS WPG	JUL 23/94
PTS ALLOWED, 2ND Q	32	TOR AT WPG	SEP 28/97
PTS ALLOWED, 3RD Q	29	CAL VS WPG	SEP 20/92
PTS ALLOWED, 4TH Q	27	MTL AT WPG	JUL 22/05
COMBINED, ONE QUARTER	47	WPG AT EDM	JUL 21/00 (4TH Q, 23-24)
LARGEST SCORING MARGINS			
VICTORY MARGIN	+56	WPG VS MTL	AUG 8/81 (58-2)
	+56	WPG VS SSK	JUL 5/86 (56-0)
VICTORY MARGIN, ROAD	+53	WPG AT SSK	AUG 29/59 (61-8)
DEFEAT	-54	WPG AT EDM	SEP 15/95 (10-64)
DEFEAT AT HOME	-47	WPG VS SSK	OCT 15/49 (0-47)
SHUTOUT WIN	+56	WPG VS SSK	JUL 5/86 (56-0)
SHUTOUT LOSS	-53	WPG AT TOR	OCT 8/67 (0-53)
SCORING MARGIN, ANY QUARTER	+34	WPG AT SSK	AUG 29/59 (34-0, 2ND Q)
SCORING MARGIN, ANY HALF	+41	WPG AT SSK	AUG 29/59 (41-0, 1ST H)
LARGEST LEADS & DEFICITS			
LEAD, AFTER 1ST Q	+28	WPG VS HAM	OCT 19/91 (28-0)
LEAD, AFTER 1ST H	+41	WPG AT SSK	AUG 29/59 (41-0)
LEAD, AFTER 3RD Q	+50	WPG VS OTT	AUG 8/85 (58-8)
DEFICIT, AFTER 1ST Q	-21	WPG VS TOR	SEP 7/97 (0-21)
DEFICIT, AFTER 2ND Q	-37	WPG AT BAL	OCT 29/94 (0-37)
DEFICIT, AFTER 3RD Q	-44	2 TIMES	SEP 2/90 AT SK (11-55)
1ST Q DEFICIT OVERCOME	-17 (7-24)	WPG VS HAM	OCT 22/94 (WON 46-44)
2ND Q DEFICIT OVERCOME	-27 (7-34)	WPG VS HAM	OCT 22/94 (WON 46-44)
3RD Q DEFICIT OVERCOME	-18 (10-28)	WPG VS SSK	SEP 13/98 (WON 36-35)

SCORING PLAYS			
SEASON			
TOUCHDOWNS	72	1994	18 RUSH, 47 PASS, 7 RETS
CONVERTS (1-PT & 2-PT)	72	1994	
CONVERTS (2-PT)	3	1975, 1998, 2005	
FIELD GOALS	60	2016	
SINGLES	30	1950, 1985	
SAFETIES	8	2008	
SINGLE GAME			
TOUCHDOWNS	9	WPG AT SSK	AUG 29/59
CONVERTS (1-PT & 2-PT)	9	WPG VS OTT	SEP 7/84
CONVERTS (2-PT)	2	2 TIMES	LAST: AUG 3/12 VS MTL
FIELD GOALS	7	4 TIMES	LAST: OCT 28/17 VS BC
SINGLES	7	WPG VS EDM	OCT 9/50

OFFENCE			
SEASON			
FIRST DOWNS - TOTAL	436	1994	
FIRST DOWNS - RUSHING	223	1960	
FIRST DOWNS - PASSING	261	1994	
FIRST DOWNS - BY PENALTY	47	2004	
FIRST DOWNS - TOTAL BY OPPONENTS	446	2005	
SINGLE GAME:			
FIRST DOWNS - TOTAL	41	WPG VS OTT	OCT 3/81
SEASON			
MOST NET YARDS	7,517	1994	
	7,442	1993	
MOST NET YARDS, OPPONENTS	8,249	2005	
SINGLE GAME			
MOST NET YARDS, GAME	792	WPG VS EDM	JUL 14/94
	620	WPG VS EDM	AUG 13/93
MOST NET YARDS, GAME OPPONENT	635	EDM VS WPG	AUG 7/97

RUSHING			
SEASON			
NO OF ATTEMPTS	726	1958	
RUSHING YARDS	4,043	1960	
RUSHING TOUCHDOWNS	38	1957	
AVERAGE PER ATTEMPT	6.6	2010	
NO OF ATTEMPTS, OPPONENTS	579	1959	
RUSHING YARDS, OPPONENTS	3,163	1974	
SINGLE GAME			
ATTEMPTS	65	WPG VS EDM	OCT 6/56
RUSHING YARDS	421	WPG VS BC	AUG 28/58
TOUCHDOWNS	5	WPG VS BC	SEP 7/72

PASSING			
SEASON			
ATTEMPTS	708	1993	
COMPLETIONS	427	1986	
COMPLETION PERCENTAGE	70.1	2016	468 OF 668 ATTEMPTS
PASSING YARDS	5,958	1986	
INTERCEPTIONS THROWN	40	1991	
TOUCHDOWNS	47	1994, 2002	
PASS EFFICIENCY RATING	105.1	1962	
PASSING YARDS, OPPONENTS	6,335	2005	
SINGLE GAME			
ATTEMPTS	55	3 TIMES	LAST: SEP 27/02 AT BC
COMPLETIONS	41	WPG AT OTT	OCT 3/81
COMPLETION PERCENTAGE	88.0	WPG AT SSK	JUN 27/15 (22/5)
PASSING YARDS	713	WPG VS EDM	JUL 14/94
INTERCEPTIONS THROWN	7	MANY TIMES	
TOUCHDOWNS	8	WPG AT SSK	AUG 29/59
ATTEMPTS, OPPONENT	60	CAL VS WPG	JUL 16/87
PASSING YARDS, OPPONENT	595	EDM VS WPG	AUG 7/97
INTERCEPTIONS THROWN, OPPT	7	EDM VS WPG	SEP 9/50
ATTEMPTS, BOTH TEAMS	108	WPG VS SSK	SEP 8/91 (52, 56)

FIELD GOALS/CONVERTS			
SEASON			
FIELD GOAL ATTEMPTS	70	2017	
FIELD GOALS MADE	60	2016	
FIELD GOAL PERCENTAGE	89.6	2018	43-OF-48
FIELD GOAL MISSES	32	1977	
FIELD GOAL MISS SINGLES	20	1982	
CONVERTS ATT'D/MADE	72	1994	
SINGLE GAME			
FIELD GOAL ATTEMPTS	8	2 TIMES	JUL 24/08, AUG 12/17
FIELD GOALS MADE	7	4 TIMES	LAST: OCT 28/17 VS BC

KICKING			
SEASON			
NO OF KICKOFFS	105	1993	
KICKOFF YARDAGE	5,990	1993	
KICKOFF AVERAGE	66.7	2016	82 FOR 5,467 YDS
KICKOFF SINGLES	6	2017	
NO OF PUNTS	188	1988	CFL RECORD
PUNTING YARDAGE	8,214	1988	CFL RECORD
PUNTING AVERAGE	50.1	2005	
PUNT SINGLES	19	1950	
SINGLE GAME			
NO OF KICKOFFS	11	WPG VS HAM	OCT 25/98
NO OF PUNTS (SINCE 1950)	16	WPG AT MTL	JUL 24/03
PUNTING YARDAGE	688	WPG AT HAM	AUG 14/87

KICK RETURNS

SEASON			
NO OF PUNT RETURNS	144	1958	
PUNT RETURN YARDAGE	1,311	1952	
PUNT RETURN AVERAGE	13.0	2016	76 FOR 990 YDS
PUNT RETURN TDS	4	2004	
NO OF KICKOFF RETURNS	109	2009	
KICKOFF RETURN YARDAGE	2,349	1998	
KICKOFF RETURN AVERAGE	27.2	1974	
KICKOFF RETURN TDS	2	FIVE TIMES	LATEST: 2016
NO OF FG MISS RETURNS	13	2007	
FG MISS RETURN YARDAGE	381	2007	
FG MISS RETURN TDS	1	2000, 2009	
SINGLE GAME			
NO OF PUNT RETURNS	16	WPG VS SSK	SEP 12/55
PUNT RETURN YARDS	188	WPG VS CAL	AUG 23/52
NO OF KICKOFF RETURNS	11	TWO TIMES	LAST: NOV 1/09 AT MTL
KICKOFF RETURN YARDS	248	WPG AT MTL	NOV 1/09

TURNOVERS

SEASON			
TURNOVERS, MOST MADE	73	1991	SINCE 1963
TURNOVERS, FEWEST MADE	28	2017	
TURNOVERS, MOST MADE OPPONENTS	89	1990	SINCE 1967
TURNOVERS, FEWEST MADE OPPONENTS	31	1975	
TURNOVER RATIO, HIGHEST	+29	1987, 2016	SINCE 1967
TURNOVER RATIO, LOWEST	-30	1999	

TURNOVERS

SEASON			
MOST INTERCEPTIONS THROWN	40	1991	
MOST OWN FUMBLES	53	1949	
MOST OWN FUMBLES LOST	32	1949, 1992	
FEWEST OWN FUMBLES	12	1979	
FEWEST OWN FUMBLES LOST	9	1975, 1979, 2008	
MOST INTERCEPTIONS MADE	48	1990	
MOST OPP FUMBLES	56	1949	
MOST OPP FUMBLES RECOVERED	34	1988	
SINGLE GAME			
TURNOVERS, MOST MADE	10	WPG AT EDM	OCT 27/68 (6INT, 3FUM, 1DNS)
MOST INTERCEPTIONS THROWN	7	MANY TIMES	
OWN FUMBLES	12	WPG AT REG	SEP 14/46
OWN FUMBLES LOST	5	MANY TIMES	
INTERCEPTIONS MADE	7	SEVERAL TIMES	FIRST: AT EDM SEP 9/50
OPPONENTS FUMBLES	10	REG VS WPG	SEP 14/46
MOST OPP FUMBLES RECOVERED	6	CAL VS WPG	AUG 15/60

DEFENSIVE STATISTICS

SEASON			
INTERCEPTION RETURN YARDAGE	692	1991	
INTERCEPTION RETURN TDS	6	1996	
FUMBLE RETURN YARDAGE	240	1987	
FUMBLE RETURN TDS	6	1987, 1998	
MOST QB SACKS MADE	75	1984	
FEWEST QB SACKS ALLOWED	20	1993	
MOST QB SACKS ALLOWED	71	2014	
NO OF BLOCKED KICKS	7	2000	
DEFENSIVE TOUCHDOWNS	9	1987, 1996, 1998	
SINGLE GAME			
INTERCEPTION RETURN YARDAGE	145	WPG VS CGY	NOV 3/68
MOST QB SACKS BY	9	WPG VS BC	JUL 22/84
MOST QB SACKS ALLOWED	10	WPG VS BC	OCT 25/14
NO OF BLOCKED KICKS	3	WPG VS SSK	SEP 13/92 (CFL RECORD)

OTHER RECORDS

SEASON			
MOST NO OF PENALTIES	217	2004	
MOST PENALTY YARDS	1,977	1996	
SINGLE GAME			
MOST NO OF PENALTIES	21	WPG AT HAM	AUG 15/90
MOST PENALTY YARDS	198	WPG AT SHR	AUG 5/95
MOST NO OF PENALTIES, OPPT	27	HAM VS WPG	JUL 9/92
MOST PENALTY YARDS, OPPONENT	265	HAM VS WPG	JUL 9/92 (CFL RECORD)
MOST PENALTIES, BOTH TEAMS	46	WPG AT HAM	JUL 9/92 (CFL RECORD)
MOST PENALTY YARDS, BOTH	445	WPG AT HAM	JUL 9/92 (CFL RECORD)

REGULAR SEASON INDIVIDUAL RECORDS - SINCE 1936

SUMMARY OF ALL-TIME LEADERS

SEASONS		
PLAYER	CAREER	NO
BOB CAMERON	1980-2002	23
TROY WESTWOOD	1991-2007, 09	18
BILL CERETTI *	1933-1949	16
CHRIS WALBY	1981-1996	16
STAN MIKAWOS	1982-1996	15
ROGER SAVOIE	1951-1965	15
MILT STEGALL	1995-2008	14
JOHN BONK	1973-1985	13
ERNIE PITTS	1957-1969	13
STEVE PATRICK	1952-1964	13
GERRY JAMES	1952-1963	12
LEO LEWIS	1955-1966	12
NORM RAUHAUS	1956-1967	12
TREVOR KENNERD	1980-1991	12

GAMES PLAYED		
PLAYER	CAREER	NO
BOB CAMERON	1980-2002	394
TROY WESTWOOD	1991-2007, 09	293
CHRIS WALBY	1981-1996	249
STAN MIKAWOS	1982-1996	220
MILT STEGALL	1995-2008	199
JOHN BONK	1973-1985	195
ERNIE PITTS	1957-1969	194
ROGER SAVOIE	1951-1965	191
DOUG BROWN	2001-2011	188
TREVOR KENNERD	1980-1991	188
NORM RAUHAUS	1956-1967	185
DAVE VANKOUGHNETT	1989-2000	179
STEVE PATRICK	1952-1964	172
DAVID BLACK	1985-1995	167

TOP 20 SCORERS	CAREER	YRS	TD	C-1	C-2	FG	S	PTS
TROY WESTWOOD	1991-2007, 09	18	1	732	0	617	159	2,748
TREVOR KENNERD	1980-1991	12	0	509	0	394	149	1,840
MILT STEGALL	1995-2008	14	147	0	4	0	0	890
BERNIE RUOFF	1975-1979	5	0	148	0	148	81	673
JUSTIN MEDLOCK	2016-2018	3	0	140	0	158	19	633
GERRY JAMES	1952-1963	11	63	116	0	35	19	601
CHARLES ROBERTS	2001-2008	8	79	0	0	0	0	474
JUSTIN PALARDY	2010-2013	4	0	102	0	114	18	462
LEO LEWIS	1955-1966	12	75	5	0	0	1	450
JAMES MURPHY	1983-1990	8	62	0	0	0	0	372
ALEXIS SERNA	2008-2010	3	0	94	0	82	28	368
ERNIE PITTS	1957-1969	13	55	1	0	0	0	331
JOE POPLAWSKI	1978-1986	9	48	14	0	8	1	327
WILLARD REAVES	1983-1987	5	53	0	1	0	0	320
RICK HOUSE	1979-84, 89-91	9	49	0	0	0	0	294
JEFF BOYD	1983-1987	5	47	0	0	0	0	282
TERRENCE EDWARDS	2007-2013	7	46	0	0	0	0	276
DON JONAS	1971-1974	4	7	97	0	38	20	273
LIRIM HAJRULLAHU	2014-2015	2	0	46	0	62	18	250
PERRY TUTTLE	1986-1991	5	41	0	1	0	0	248

HISTORICAL NOTES:

1. Corrected scoring totals shown for some players are based on updated CFL research done in 2009 and 2010.

SUMMARY OF ALL-TIME LEADERS

RUSHING	YEARS	CAR	YDS	AVG	TD
CHARLES ROBERTS	2001-08	1,853	9,987	5.4	64
LEO LEWIS	1955-66	1,351	8,861	6.6	48
WILLARD REAVES	1983-87	1,110	5,923	5.3	44
JIM WASHINGTON	1974-79	913	5,736	6.3	30
GERRY JAMES	1952-63	991	5,541	5.6	57
FRED REID	2007-11	773	4,505	5.8	22
DAVE RAIMEY	1965-69	625	3,917	6.3	16
CHARLIE SHEPARD	1957-62	685	3,768	5.5	28
ROBERT MIMBS	1990-92	611	3,502	5.7	25
ANDREW HARRIS	2016-18	623	3,399	5.4	18

TOUCHDOWNS	YEARS	TD
MILT STEGALL	1995-08	147
CHARLES ROBERTS	2001-08	79
LEO LEWIS	1955-66	75
GERRY JAMES	1952-63	63
JAMES MURPHY	1983-90	62
ERNIE PITTS	1957-69	55
WILLARD REAVES	1983-87	53
RICK HOUSE	1979-91	49
JOE POPLAWSKI	1978-86	48
JEFF BOYD	1983-87	47

RECEIVING	YEARS	REC	YDS	AVG	TD
MILT STEGALL	1995-08	854	15,153	17.7	144
JAMES MURPHY	1983-90	573	9,036	15.8	61
JOE POPLAWSKI	1978-86	549	8,341	15.2	48
TERRENCE EDWARDS	2007-13	469	7,200	15.4	46
RICK HOUSE	1979-91	385	6,266	16.3	46
PERRY TUTTLE	1986-91	321	5,817	18.1	41
ERNIE PITTS	1957-69	337	5,525	16.4	54
CLARENCE DENMARK	2011-17	417	5,478	13.1	31
JEFF BOYD	1983-87	283	5,110	18.1	46
GERALD WILCOX	1992-96	299	4,608	15.4	30

QB SACKS	YEARS	QS
TYRONE JONES	1983-91	98
TONY NORMAN	1980-86	59
DOUG BROWN	2001-11	52
ELFRID PAYTON	1990-93+	47
GAVIN WALLS	2005-09	47
MIKE GRAY	1987-93	43
TOM CANADA	2004-08	41
JAMES WEST	1985-92	37
STAN MIKAWOS	1982-96	33
PAUL RANDOLPH	1989-95	32
JAMAAL WESTERMAN	2015-17	32

COMBINED YDS	YEARS	TOTAL	RUSH	REC	RET
LEO LEWIS	1955-66	18,577	8,861	4,251	5,465
CHARLES ROBERTS	2001-08	17,528	9,987	3,341	4,200
MILT STEGALL	1995-08	16,105	56	15,153	896
JAMES MURPHY	1983-90	10,215	87	9,036	1,092
GERRY JAMES	1952-63	8,667	5,541	713	2,413
DAVE RAIMY	1965-69	8,507	3,917	1,726	2,864
JOE POPLAWSKI	1978-86	8,341	0	8,341	0
WILLARD REAVES	1983-87	7,439	5,923	1,202	314
JIM WASHINGTON	1974-79	7,349	5,736	1,279	334
TERRENCE EDWARDS	2007-13	7,273	73	7,200	0

PASSING	YEARS	ATT	COM	PCT	YARDS	INT	LG	TD	EFFIC	AVG
DIETER BROCK	1974-83	3,777	2,167	57.4	29,623	127	98	177	84.2	7.8
KHARI JONES	2000-04	2,346	1,416	60.4	20,175	98	83	139	90.6	8.6
KEVIN GLENN	2004-08	2,183	1,328	60.8	18,116	71	101	103	89.5	8.3
KEN PLOEN	1957-67	1,916	1,084	56.6	16,470	106	96	119	82.7	8.6
TOM CLEMENTS	1983-87	1,779	1,075	60.4	14,917	81	105	102	87.5	8.4
MATT NICHOLS	2015-18	1,690	1,141	67.5	13,041	37	87	74	96.0	7.7
DON JONAS	1971-74	1,553	821	52.9	12,291	95	103	75	69.7	7.9
MATT DUNIGAN	1992-94	1,442	791	54.9	11,504	49	88	84	86.3	8.0
JACK JACOBS	1950-54	1,330	709	53.3	11,094	53	100	104	90.7	8.3
TOM BURGESS	1990-91	1,099	592	53.9	8,170	57	104	52	72.1	7.4

FIELD GOALS						CONVERTS			
KICKING	YEARS	FGA	FGM	PCT	LG	S	ATT	CON	PCT
TROY WESTWOOD	1991-09	853	617	72.3	57	110	734	732	99.7
TREVOR KENNERD	1980-91	592	394	66.6	55	131	511	509	99.6
JUSTIN MEDLOCK	2016-2018	185	158	85.4	58	3	141	140	99.3
BERNIE RUOFF	1975-79	245	148	60.4	58	50	152	148	97.4
JUSTIN PALARDY	2010-13	139	114	82.0	51	13	102	102	100.0
ALEXIS SERNA	2008-10	114	82	71.9	54	18	94	94	100.0

Note: Minimum 75 field goal attempts . Points shown do not include kickoff/punt singles. Note corrected totals for T. Westwood after full CFL review in 2010.

PUNTING	YEARS	YARDS	NO	AVG	LG	S
BOB CAMERON	1980-02	134301	3129	42.9	95	130
ED ULMER	1965-71	31668	758	41.8	91	36
BERNIE RUOFF	1975-79	27926	621	45.0	81	22
MIKE RENAUD	2009-14	28490	671	42.5	79	29
CHARLIE SHEPARD	1957-62	22995	521	44.1	95	53
JACK JACOBS	1950-54	21248	518	41.0	88	55

INTERCEPTIONS	YEARS	INT
ROD HILL	1988-92	47
NORM RAUHAUS	1956-67	34
GORD ROWLAND	1954-63	31
REGGIE PIERSON	1978-83	27
LESS BROWNE	1989-91	27
KEN HAILEY	1983-91	27

PUNT RETURNS	YEARS	NO	YDS	AVG	LG	TD
PAUL BENNETT	1980-83	264	2,723	10.3	52	0
JOVON JOHNSON	2008-12	267	2,615	9.8	83	3
GORD ROWLAND	1954-63	324	2,395	7.4	52	0
RON LATOURELLE	1955-64	471	2,373	5.0	20	0
ALBERT JOHNSON III	00,06-07	233	1,922	8.2	59	0

TACKLES	YEARS	TT
GREG BATTLE	1987-98	617
DARRYL SAMPSON	1986-95	460
DOUG BROWN	2001-11	429
PAUL RANDOLPH	1989-95	400
JAMES WEST	1985-92	400
RYLAND WICKMAN	2000-05	355
BARRIN SAMPSON	2006-09	352
MAURICE KELLY	1998-04	343
BOBBY EVANS	1990-94	313
JOVON JOHNSON	2008-12	308

KO RETURNS	YEARS	NO	YDS	AVG	LG	TD
LEO LEWIS	1955-66	187	5,444	29.1	91	1
ALBERT JOHNSON III	00,06-07	150	3,282	21.9	96	1
DAVE RAIMY	1965-69	106	2,864	27.0	105	2
TOM SCOTT	1974-77	93	2,404	25.8	95	0
KEITH STOKES	04-05,07	108	2,257	20.9	108	1
CHARLES ROBERTS	2001-08	103	2,151	20.9	50	0

CAREER SERVICE**SEASONS PLAYED**

BOB CAMERON	23	1980-2002	BILL CERETTI	16	1933-1949
TROY WESTWOOD	18	1991-07, 09	CHRIS WALBY	16	1981-1996
GAMES PLAYED					
BOB CAMERON	394	1980-2002	CHRIS WALBY	249	1981-1996
TROY WESTWOOD	293	1991-07, 09	STAN MIKAWOS	220	1982-1996
CONSECUTIVE GAMES					
BOB CAMERON	353	1980-2000	TROY WESTWOOD	279	1991-2007

SCORING**CAREER - POINTS**

TROY WESTWOOD	2,748	1991-07, 09	MILT STEGALL	890	1995-2008
TREVOR KENNERD	1,840	1980-1991	BERNIE RUOFF	673	1975-1979
SEASON - POINTS					
JUSTIN MEDLOCK	227	2016	TROY WESTWOOD	209	1993
JUSTIN MEDLOCK	226	2017	TROY WESTWOOD	202	2002
TROY WESTWOOD	213	1994	TROY WESTWOOD	199	1992
SEASONS, TOP SCORER					
TROY WESTWOOD	16	1991-07, 09	TREVOR KENNERD	11	1980-1991
SEASON - ROOKIE PTS					
LIRIM HAJRULLAHU	159	2014	ALEXIS SERNA	149	2008
GAME - POINTS					
BOB MCNAMARA	36	OCT 13/56	WPG AT BC		
ERNIE PITTS	30	AUG 29/59	WPG AT SSK		
WILLARD REAVES	24	SEP 15/84	WPG VS HAM		
JAMES JEFFERSON	24	OCT 4/87	WPG VS HAM		
TIM JESSIE	24	JUL 25/89	WPG AT OTT		
ALFRED JACKSON	24	JUL 14/94	WPG VS EDM		
CHARLES ROBERTS (2X)	24	JUN 28/07	WPG VS BC		LATEST
ARLAND BRUCE III	24	AUG 23/02	WPG VS CAL		
MILT STEGALL (2X)	24	OCT 10/05	WPG VS BC		LATEST

TOUCHDOWNS**CAREER - TOUCHDOWNS**

MILT STEGALL	147	1995-2008	LEO LEWIS	75	1955-1966
CHARLES ROBERTS	79	2001-2008	GERRY JAMES	63	1952-1963
SEASON - TOUCHDOWNS					
MILT STEGALL	23	2002	ERNIE PITTS	16	1959
GERRY JAMES	19	1957	RONALD WILLIAMS	16	1997
BOB MCNAMANA	17	1956	CHARLES ROBERTS	16	2007
MILT STEGALL	17	2005			
GAME - TOUCHDOWNS					
BOB MCNAMARA	6	OCT 13/56	WPG AT BC		
ERNIE PITTS	5	AUG 29/59	WPG AT SSK		
SEE ABOVE 24-PT SCORERS:	4	9 TIMES			
MOST RECENT - C.ROBERTS	4	JUN 28/07	WPG VS BC		

KICKING POINTS**CAREER - CONVERTS MADE**

TROY WESTWOOD	732	1991-2007, 09	BERNIE RUOFF	148	1975-1979
TREVOR KENNERD	509	1980-1991	JUSTIN MEDLOCK	140	2016-18
SEASON - CONVERTS MADE					
TROY WESTWOOD	72	1994	TROY WESTWOOD	68	1993

KICKING POINTS					
GAME - CONVERTS MADE					
TREVOR KENNERD	9	SEP 7/84	WPG VS OTT - ATTS RECORD		
TROY WESTWOOD	8	SEP 8/01	WPG VS HAM		
CONSECUTIVE CONVERTS					
TROY WESTWOOD	657	1993-2007	JUL 93 - NOV 07		
CAREER CONVERT ATTEMPTS					
TROY WESTWOOD	734	1991-07, 09	BERNIE RUOFF	152	1975-1979
TREVOR KENNERD	511	1980-1991	GERRY JAMES	146	1952-1963
SEASON - CONVERT ATTEMPTS					
TROY WESTWOOD	72	1994	TROY WESTWOOD	69	1993
CAREER - FIELD GOALS					
TROY WESTWOOD	617	1991-07, 09	BERNIE RUOFF	148	1975-1979
TREVOR KENNERD	394	1980-1991	JUSTIN MEDLOCK	116	2016-2017
SEASON - FIELD GOALS					
JUSTIN MEDLOCK	60	2016	TROY WESTWOOD	47	2003
JUSTIN MEDLOCK	56	2017	TROY WESTWOOD	45	1993
TROY WESTWOOD	47	1992	TROY WESTWOOD	45	2000
GAME - FIELD GOALS					
TREVOR KENNERD	7	OCT 11/81	WPG VS TOR		
JUSTIN MEDLOCK	7	LAST: OCT 28/17	THREE TIMES		
CAREER - FIELD GOAL ATTS					
TROY WESTWOOD	853	1991-07, 09	BERNIE RUOFF	245	1975-1979
TREVOR KENNERD	592	1980-1991	JUSTIN PALARDY	139	2010-2013
SEASON - FIELD GOAL ATTS					
JUSTIN MEDLOCK	70	2017	TREVOR KENNERD	64	1985
JUSTIN MEDLOCK	68	2016	TROY WESTWOOD	62	1992, 2002
LONGEST FIELD GOAL MADE					
BERNIE RUOFF	58	AUG 12/75	WPG VS CAL		
JUSTIN MEDLOCK	58	JUN 24/16	WPG VS MTL		
JUSTIN MEDLOCK	57	AUG 12/17	WPG AT HAM		
TROY WESTWOOD	57	TWO TIMES	WPG VS BC , WPG VS CAL		
CAREER - FG ACCURACY					
JUSTIN MEDLOCK	85.4%	2016-18	JUSTIN PALARDY	82.0%	2010-13
(158/185)			(114/139)		
SEASON - FG ACCURACY					
JUSTIN MEDLOCK	89.4%	2018	JUSTIN MEDLOCK	88.2%	2016
CAREER - MOST SINGLES					
TROY WESTWOOD	159	1991-07, 09	BERNIE RUOFF	81	1975-1979
TREVOR KENNERD	149	1980-1991	JACK JACOBS	57	1950-1954
SEASON - MOST SINGLES					
BERNIE RUOFF	23	1978	BERNIE RUOFF	21	1977
TREVOR KENNERD	22	1982	JACK JACOBS	18	1950
TREVOR KENNERD	22	1985	BERNIE RUOFF	16	1979

RUSHING					
CAREER - RUSHING YDS					
CHARLES ROBERTS	9,987	2001-2008	WILLARD REAVES	5,923	1983-1987
LEO LEWIS	8,861	1955-1966	JIM WASHINGTON	5,736	1974-1979
(SEE ABOVE TOP 10 LIST)					
CAREER RUSHING YDS QB					
KEN PLOEN	2,996	1957-1967	KHARI JONES	1,501	2000-2004
SEASON - RUSHING YDS					
ROBERT MIMBS	1,769	1991	CHARLES ROBERTS	1,554	2003
WILLARD REAVES	1,733	1984	MACK HERRON	1,527	1972
CHARLES ROBERTS	1,624	2005	CHARLES ROBERTS	1,522	2004
CHARLES ROBERTS	1,609	2006	WILLARD REAVES	1,471	1987
SEASON RUSHING YDS QB					
KEN PLOEN	541	1960	MATT DUNIGAN	517	1993
GAME - RUSHING YDS					
FRED REID	260	AUG 21/09	WPG AT BC		26-260
BLAISE BRYANT	249	SEP 17/94	WPG AT HAM		34-249
WILLARD REAVES	221	SEP 17/84	WPG VS OTT		22-221
RONALD WILLIAMS	212	OCT 24/97	WPG AT SSK		20-212
LONGEST RUSH					
RICHARD CRUMP	103	SEP 4/78	WPG AT SSK		
TOM CASEY	100	SEP 20/52	WPG AT SSK		
DAVE RAIMEY	100	SEP 11/66	WPG VS SSK		
TOM CASEY	99	OCT 11/51	WPG VS SSK		
CAREER - 100-YARD GAMES					
CHARLES ROBERTS	37	2001-2008	WILLARD REAVES	26	1983-1987
SEASON - 100-YARD GAMES					
WILLARD REAVES	10	1984	ROBERT MIMBS	10	1991
CONSECUTIVE 100 YARDS					
WILLARD REAVES	8	1984	ROBERT MIMBS	3	1991
CAREER - 1,000 YARD YRS					
CHARLES ROBERTS* (CONSEC)	6	2001-2008	WILLARD REAVES	3	1983-1987
JIM WASHINGTON	3	1974-1979	7 PLAYERS	2	
CAREER - RUSHING ATTS					
CHARLES ROBERTS	1,853	2001-2008	WILLARD REAVES	1,110	1983-1987
LEO LEWIS	1,351	1955-1966	GERRY JAMES	991	1952-1963
CAREER - RUSHING ATTS QB					
KEN PLOEN	588	1957-1967	DIETER BROCK	326	1974-1983
SEASON - RUSHING ATTS					
ROBERT MIMBS	326	1991	CHARLES ROBERTS	300	2004
WILLARD REAVES	304	1984	CHARLES ROBERTS	290	2005
CHARLES ROBERTS	303	2006	ROBERT MIMBS	285	1990
SEASON - RUSHING ATTS QB					
MATT DUNIGAN	84	1993	KEN PLOEN	68	1960
GAME - MOST RUSH ATTS					
BLAISE BRYANT	34	SEP 17/94	WPG AT HAM		
CHARLES ROBERTS	32	AUG 21/09	WPG AT BC		
MICHAEL RICHARDSON	31	OCT 25/92	WPG VS TOR		
WILLARD REAVES	30	SEP 18/04	WPG VS TOR		
CAREER - HIGHEST AVG. RUSH					
LEO LEWIS	6.56	1955-1966	JIM WASHINGTON	6.28	1974-1979

RUSHING					
CAREER - MOST RUSH TDS					
CHARLES ROBERTS	64	2001-2008	LEO LEWIS	48	1955-1966
GERRY JAMES	57	1952-1963	WILLARD REAVES	44	1983-1987
SEASON - MOST RUSH TDS					
GERRY JAMES	18	1957	CHARLES ROBERTS	16	2007
RONALD WILLIAMS	16	1997	ROBERT MIMBS	15	1991
GAME - MOST RUSH TDS					
BOB MCNAMARA	4	OCT 13/56		WPG AT BC	
WILLARD REAVES	4	SEP 15/84		WPG VS HAM	
TIM JESSIE	4	JUL 25/89		WPG AT OTT	
CHARLES ROBERTS	4	SEP 8/02		WPG VS BC	
CHARLES ROBERTS	4	JUN 28/07		WPG AT EDM	

RECEIVING					
CAREER - RECEIVING YDS					
MILT STEGALL	15,153	1995-2008	JOE POPLAWSKI	8,341	1978-1986
JAMES MURPHY	9,036	1983-1990	TERRENCE EDWARDS	7,200	2007-2013
SEASON - RECEIVING YDS					
MILT STEGALL	1,896	2002	MILT STEGALL	1,499	2000
JAMES MURPHY	1,746	1986	EUGENE GOODLOW	1,494	1981
GERALD WILCOX	1,624	1994	JIM THORPE	1,436	1977
MILT STEGALL	1,616	1997	JAMES MURPHY	1,409	1988
GAME - RECEIVING YDS					
ALFRED JACKSON	308	JUL 14/94		WPG VS EDM	
MILT STEGALL	254	JUL 20/06		WPG AT EDM	
DAVID WILLIAMS	240	JUL 14/94		WPG VS EDM	
MILT STEGALL	234	OCT 10/05		WPG VS BC	
MILT STEGALL	233	JUL 29/99		WPG AT BC	
SEASONS - LEADING TEAM					
MILT STEGALL	7	1995-2008	KEN NIELSEN	5	1965-1970
ERNIE PITTS	5	1957-1969	JAMES MURPHY	5	1983-1990
CAREER - 1,000 YD YEARS					
MILT STEGALL	10	1995-2008	JAMES MURPHY	6	1983-1990
(STEGALL HAD 9 CONSECUTIVE YRS)					
CAREER - 200 YD GAMES					
MILT STEGALL	3	1995-2008			
CAREER - RECEPTIONS					
MILT STEGALL	854	1995-2008	JOE POPLAWSKI	549	1978-1986
JAMES MURPHY	573	1983-1990	TERRENCE EDWARDS	469	2007-2013
SEASON - RECEPTIONS					
JAMES MURPHY	116	1986	ANDREW HARRIS	105	2017
GERALD WILCOX	111	1994	EUGENE GOODLOW	100	1980
MILT STEGALL	106	2002	ROBERT GORDON	89	2000
GAME - RECEPTIONS					
EUGENE GOODLOW	15	NOV 1/80		WPG VS CAL	
JAMES MURPHY	13	JUN 26/86		WPG AT BC	
DERICK ARMSTRONG	13	SEP 2/07		WPG AT SSK	
SEASON - AVERAGE GAIN					
MILT STEGALL	26.5	1997			

RECEIVING					
CAREER - RECEIVING TDS					
MILT STEGALL	144	1995-2008	ERNIE PITTS	54	1957-1969
JAMES MURPHY	61	1983-1990	JOE POPLAWSKI	48	1978-1986
SEASON - RECEIVING TDS					
MILT STEGALL	23	2002	MILT STEGALL	17	2005
GERALD ALPHIN	18	1994	JEFF BOYD	15	1985
GAME - RECEIVING TDS					
ERNIE PITTS	5	AUG 29/59		WPG AT SSK	
ALFRED JACKSON	4	JUL 14/94		WPG VS EDM	
GERALD ALPHIN	4	OCT 8/94		WPG AT SHR	
ARLAND BRUCE III	4	AUG 23/02		WPG VS CAL	
MILT STEGALL	4	OCT 6/02		WPG AT SSK	
MILT STEGALL	4	OCT 10/05		WPG VS BC	
CONSECUTIVE GAMES TD					
MILT STEGALL	8	1997			

PASSING					
CAREER - PASSING YARDS					
DIETER BROCK	29,623	1974-1983	KEVIN GLENN	18,116	2004-2008
KHARI JONES	20,175	2000-2004	KEN PLOEN	16,470	1957-1967
SEASON - PASSING YARDS					
KHARI JONES	5,334	2002	TOM CLEMENTS	4,686	1987
KEVIN GLENN	5,114	2007	MATT DUNIGAN	4,682	1993
DIETER BROCK	4,796	1981	KERWIN BELL	4,647	1999
GAME - PASSING YARDS					
MATT DUNIGAN (CFL RECORD)	713	JUL 14/94	WPG VS EDM	33/52, 5 TD	
MATT DUNIGAN	467	JUL 30/92	WPG VS BC	25/37, 2 TD	
TOM BURGESS	464	SEP 8/91	WPG VS SSK		
KHARI JONES	462	AUG 23/02	WPG VS CAL	29/43, 5 TD	
CAREER - COMPLETIONS					
DIETER BROCK	2,167	1974-1983	KEVIN GLENN	1,328	2004-2008
KHARI JONES	1,416	2000-2004	MATT NICHOLS	1,141	2015-18
SEASON - COMPLETIONS					
MATT NICHOLS	411	2017	KHARI JONES	382	2002
KEVIN GLENN	388	2007	KERWIN BELL	374	1999
GAME - COMPLETIONS					
DIETER BROCK*	41	OCT 3/81	WPG AT OTT		
KHARI JONES	39	SEP 27/02	WPG AT BC		
MATT NICHOLS	35	TWO TIMES	LAST: SEP 03/17		
*16 CONSECUTIVE					
LONGEST PASS PLAY					
JIM VAN PELT TO ERNIE PITTS	107	OCT 25/58	WPG VS CAL		
TOM CLEMENTS TO JEFF BOYD	105	SEP 1/85	WPG AT SSK		
CHRIS VARGAS TO MILT STEGALL	105	SEP 12/97	WPG AT MTL		
TOM BURGESS TO LARRY WILLIS	104	AUG 2/91	WPG VS OTT		
DON JONAS TO WILLIE MILLER	103	SEP 18/73	WPG VS BC		
KEVIN GLENN TO MILT STEGALL	101	OCT 10/05	WPG VS BC		
JACK JACOBS TO N. ARMSTRONG	100	OCT 1/51	WPG VS EDM		
KEVIN GLENN TO MILT STEGALL	100	JUL 20/06	WPG VS EDM		
CAREER - COMPLETION PCT.					
MATT NICHOLS	67.5%	2015-2018	BUCK PIERCE	63.1%	2010-2013
SEASON - COMPLETION PCT.					
MATT NICHOLS	71.0%	2017	MATT NICHOLS	64.8%	2018
MATT NICHOLS	69.4%	2016	BUCK PIERCE	63.5%	2011
GAME - COMPLETION PCT.					
DREW WILLY	88.0%	JUN 27/15	WPG AT SSK	(22/25)	

PASSING					
CAREER - PASS ATTEMPTS					
DIETER BROCK	3,777	1974-1983	KEVIN GLENN	2,183	2004-2008
KHARI JONES	2,346	2000-2004	KEN PLOEN	1,916	1957-1967
SEASON - PASS ATTEMPTS					
KERWIN BELL	630	1999	KHARI JONES	620	2002
KEVIN GLENN	621	2007	MATT DUNIGAN	600	1993
GAME - PASS ATTEMPTS					
SAMMY GARZA	55	JUN 28/95		WPG AT OTT	
KHARI JONES	55	SEP 27/02		WPG AT BC	
KEVIN GLENN	54	SEP 23/07		WPG AT TOR	
CAREER - PASS EFFICIENCY					
MATT NICHOLS	96.0	2015-2018	KHARI JONES	90.6	2000-2004
JACK JACOBS	90.7	1950-1954	KEVIN GLENN	89.5	2004-2008
SEASON - PASS EFFICIENCY					
KEN PLOEN	118.2	1962	JACK JACOBS	107.3	1951
CAREER - PASSING TDS					
DIETER BROCK	177	1974-1983	KEN PLOEN	119	1957-1967
KHARI JONES	139	2000-2004	JACK JACOBS	104	1950-1954
SEASON - PASSING TDS					
KHARI JONES *	46	2002	JACK JACOBS	34	1952
MATT DUNIGAN	36	1993	JACK JACOBS	33	1951
TOM CLEMENTS	35	1987	DIETER BROCK	32	1981
*18 CONSECUTIVE GAMES WITH AT LEAST ONE TD PASS (2002)					
GAME - PASSING TDS					
JIM VAN PELT	7	AUG 29/59		WPG AT SSK	
JACK JACOBS	6	OCT 4/52		WPG AT CAL	
SEAN SALISBURY	6	SEP 10/89		WPG VS BC	
CAREER - INTERCEPTIONS					
DIETER BROCK	127	1974-1983	KHARI JONES	98	2000-2004
KEN PLOEN	106	1957-1967	DON JONAS	95	1971-1974
SEASON - INTERCEPTIONS					
DON JONAS	31	1971			

DEFENSIVE STATISTICS					
CAREER - INTERCEPTIONS					
ROD HILL	47	1988-1992	GORD ROWLAND	31	1954-1963
NORM RAUHAUS	34	1956-1967	THREE PLAYERS TIED	27	
SEASON - INTERCEPTIONS					
LESS BROWNE	14	1990	ROD HILL	12	1990
ROY BENNETT	13	1987	KEN PLOEN	10	1959
ROD HILL	12	1989	LESS BROWNE	10	1991
GAME - INTERCEPTIONS					
ROD HILL	5	SEP 9/90		WPG VS HAM	
PETER RIBBINS	4	AUG 17/72		WPG AT BC	
CAREER - INT RETURN YDS					
LESS BROWNE	571	1989-1991	ROD HILL	482	1988-1992
JOVON JOHNSON	500	2008-2013	KEN HAILEY	478	1983-1991
SEASON - INT RETURN YDS					
LESS BROWNE	273	1990	MAURICE LEGGETT	262	2016
LESS BROWNE	273	1990	KEN HAILEY	240	1984
CAREER - INT RETURN TDS					
JOVON JOHNSON	6	2008-2013	TWO PLAYERS	4	
SEASON - INT RETURN TDS					
DICK THORNTON	3	1963	MAURICE LEGGETT	3	2016
GAME - INT RETURN TDS					
DICK THORNTON	2	AUG 23/63		WPG AT EDM	
JAMES JEFFERSON	2	OCT 4/87		WPG VS HAM	
LONGEST INTERCEPTION RETURN					
MERV WALKER	112	AUG 16/74		WPG AT SSK	
JOCELYN BORGELLA *	112	AUG 31/97		WPG AT SSK	OPP 2-PT CON
CAREER - FUMBLE RETS					
GREG BATTLE	21	1987-1998	JAMES WEST	12	1985-1992
STAN MIKAWOS	14	1982-1996	MAURICE KELLY	12	1998-2004
SEASON - FUMBLE RETS					
MAURICE KELLY	7	1999	SEVERAL PLAYERS	5	
CAREER - FUMBLE RET TDS					
MICHAEL ALLEN	5	1988-1991	GREG BATTLE	3	1987-98
SEASON - FUMBLE RET TDS					
MICHAEL ALLEN	3	1988	SEVERAL PLAYERS	2	
CAREER - FUMBLE RET YDS					
GREG BATTLE	248	1987-1998	MICHAEL ALLEN	116	1988-1991
SEASON - FUMBLE RET YDS					
PAUL BENNETT	93	1983	TOM MINER	88	1956
SEASON - FORCED FUMBLES					
DAVED BENEFIELD	6	2003	KYRIES HEBERT	5	2006
HENOC MUAMBA	5	2012	TEAGUE SHERMAN	5	2014

DEFENSIVE STATISTICS					
CAREER - DEFENSIVE TACKLES					
GREG BATTLE	607	1987-1998	DARRYL SAMPSON	375	1986-1995
DOUG BROWN	426	2001-2011	PAUL RANDOLPH	360	1989-1995
SEASON - DEFENSIVE TACKLES					
GREG BATTLE	124	1989	BARRIN SIMPSON	112	2007
GREG BATTLE	114	1989	ADAM BIGHILL	105	2018
GAME - DEFENSIVE TACKLES					
IAN WILD	14	AUG 22/14		WPG VS MTL	
KEN HAILEY	13	AUG 14/87		WPG AT HAM	
GREG BATTLE	13	SEP 23/90		WPG VS SSK	
K.D. WILLIAMS	13	OCT 9/95		WPG AT TOR	
CAREER - SPECIAL TEAM TACKLES					
WADE MILLER	184	1995-2005	PIERRE-LUC LABBÉ	84	2008-2013
BRENDAN ROGERS	124	1991-1995	WAYNE WEATHERS	82	1998-2002
SEASON - SPECIAL TEAM TACKLES					
WADE MILLER	37	1999	DONALD SMITH	35	1992
BRENDAN ROGERS	35	1992			
GAME - SPECIAL TEAM TACKLES					
BRENDAN ROGERS	7	SEP 23/94		WPG AT BC	
WADE MILLER	6	OCT 24/97		WPG VS SSK	
DERRICK DOGGETT	6	AUG 15/09		WPG VS MTL	
CAREER - MOST QB SACKS					
TYRONE JONES	98	1983-1991	DOUG BROWN	52	2001-2011
TONY NORMAN	59	1980-1986	ELFRID PAYTON	47	1990-93+
SEASON - MOST QB SACKS					
ELFRID PAYTON	22.0	1993	TYRONE JONES	20.5	1984
TYRONE JONES	17.5	1983	JAMAAL WESTERMAN	17.0	2015
GAME - MOST QB SACKS					
TYRONE JONES	4.5	JUL 22/84		WPG VS BC	
CHARLIE CLEMONS	4.0	OCT 13/95		WPG VS SSK	
GAVIN WALLS	4.0	OCT 10/05		WPG VS BC	
CAREER - BLOCKED KICKS					
ROD HILL	8	1988-1992			
SEASON - BLOCKED KICKS					
MERV WALKER	3	1974	PAUL CLATNEY	3	1988
GAME - BLOCKED KICKS					
MARKUS HOWELL	2	AUG 10/00		WPG AT TOR	
PUNTING					
CAREER - PUNTS					
BOB CAMERON	3,129	1980-2002	MIKE RENAUD	652	2009-2013
ED ULMER	758	1965-1971	BERNIE RUOFF	621	1975-1979
SEASON - PUNTS					
BOB CAMERON	188	1988	BOB CAMERON	175	1989
GAME - PUNTS					
TROY WESTWOOD	16	JUL 24/03		WPG AT MTL	
CAREER - PUNTING YARDS					
BOB CAMERON	134301	1980-2002	ED ULMER	31,668	1965-1971

SEASON - PUNTING YARDS					
BOB CAMERON	8,214	1988	BOB CAMERON	7,425	1989
GAME - PUNTING YARDS					
BOB CAMERON	688	AUG 14/87	WPG AT HAM		
CAREER - PUNTING AVG.					
BERNIE RUOFF	45.0	1975-1979	CHARLIE SHEPARD	44.1	1957-1962
SEASON - PUNTING AVG.					
JON RYAN	50.6	2005	BOB CAMERON	46.9	1983
LONGEST PUNT					
CHARLIE SHEPARD	95	SEP 20/60	WPG AT SSK		
BOB CAMERON	95	AUG 14/85	WPG AT SSK		
BOB CAMERON	95	AUG 15/95	WPG VS SSK		

KICKOFFS					
CAREER - MOST KICKOFFS					
TROY WESTWOOD	1,291	1991-07_09	BERNIE RUOFF	324	1975-1979
TREVOR KENNERD	867	1980-1991	GORD ROWLAND	215	1952-1963
SEASON - MOST KICKOFFS					
TROY WESTWOOD	105	1993	TROY WESTWOOD	104	1994
GAME - MOST KICKOFFS					
TROY WESTWOOD	11	OCT 19/91	WPG VS HAM		
CAREER - KICKOFF YARDS					
TROY WESTWOOD	74,093	1991-07_09	BERNIE RUOFF	18,961	1975-1979
TREVOR KENNERD	48,657	1980-1991	JUSTIN MEDLOCK	16,822	2016-2018
SEASON - KICKOFF YARDS					
TROY WESTWOOD	5,990	1993	TROY WESTWOOD	5,971	1994
CAREER - KICKOFF AVG.					
JUSTIN MEDLOCK	66.2	2016-2018	BERNIE RUOFF	58.5	1975-1979
SEASON - KICKOFF AVG.					
JUSTIN MEDLOCK	66.7	2016	JUSTIN MEDLOCK	66.4	2017

PUNT RETURNS					
CAREER - PUNT RETURNS					
RON LATOURELLE	471	1955-1964	JOVON JOHNSON	315	2008-2013
GORD ROWLAND	324	1954-1963	HENRY JANZEN	282	1959-1965
SEASON - PUNT RETURNS					
PAUL BENNETT	97	1983	PAUL BENNETT	85	1982
JOVON JOHNSON	90	2010	ALBERT JOHNSON III	85	2006
GAME - PUNT RETURNS					
GLENN STEELE	12	SEP 1/85	WPG AT SSK		
CAREER - PUNT RETURN YDS					
JOVON JOHNSON	2,933	2008-2013	GORD ROWLAND	2,395	1954-1963
PAUL BENNETT	2,723	1980-1983	RON LATOURELLE	2,373	1955-1964
SEASON - PUNT RETURN YDS					
ERIC BLOUNT	1,051	1998	KEITH STOKES	949	2004
JOVON JOHNSON	957	2010	PAUL BENNETT	892	1981
GAME - PUNT RETURN YDS					
KEITH STOKES	154	AUG 26/04	WPG VS MTL		
CAREER - PUNT RET AVG					
PAUL BENNETT	10.3	1980-1983	KEITH STOKES	10.0	2004-2007

SEASON - PUNT RET AVG					
KEVIN FOGG	14.2	2016	TROY STOUDERMIRE	12.5	2014
ERIC BLOUNT	13.5	1998			
LONGEST PUNT RETURN					
DEXTER DAWSON	92	AUG 31/97		WPG VS SSK	
ERIC BLOUNT	92	OCT 18/98		WPG VS CAL	
KEVIN FOGG	88	OCT 14/17		WPG VS BC	
CAREER - PUNT RETURN TDS					
KEITH STOKES	4	2004			
SEASON - PUNT RETURN TDS					
JOVON JOHNSON	4	2004			

KICKOFF RETURNS					
CAREER - KICKOFF RETURNS					
LEO LEWIS	187	1955-1966	KEITH STOKES	108	2004-07
ALBERT JOHNSON III	150	2000, 2006-07	DAVE RAIMEY	106	1965-1969
SEASON - KICKOFF RETURNS					
DEMOND WASHINGTON	66	2012	ERIC BLOUNT	64	1998
GAME - KICKOFF RETS					
LEE HULL	9	AUG 28/90		WPG VS CAL	
ALBERT JOHNSON III	9	AUG 16/00		WPG AT CAL	
JOVON JOHNSON	9	SEP 13/09		WPG VS SSK	
CAREER - KICKOFF RET YDS					
LEO LEWIS	5,444	1955-1966	DAVE RAIMEY	2,864	1965-1969
ALBERT JOHNSON III	3,282	2000-2007	TOM SCOTT	2,404	1974-1977
SEASON - KICKOFF RET YDS					
ERIC BLOUNT	1,695	1998	D.WASHINGTON	1,423	2012
ALBERT JOHNSON III	1,506	2000	RYAN LANKFORD	1,223	2017
GAME - KICKOFF RET YDS					
JOVON JOHNSON	210	SEP 13/09		WPG VS SSK	
ALBERT JOHNSON III	198	JUL 21/00		WPG AT EDM	
CAREER - KO RET AVG					
LEO LEWIS	29.1	1955-1966	TOM SCOTT	25.8	1974-1977
DAVE RAIMEY	27.0	1965-1969	PAUL WILLIAMS	25.3	1971-1976
SEASON - KO RET AVG					
LEO LEWIS	32.8	1957	LEO LEWIS	32.0	1964
PAUL WILLIAMS	32.4	1974	LEO LEWIS	32.0	1958
LONGEST KICKOFF RETURN					
MACK HERRON	120	AUG 30/72		WPG VS EDM	
DON BURRELL	110	OCT 11/81		WPG AT BC	
PAUL WILLIAMS	109	SEP 28/74		WPG VS MTL	
KEITH STOKES	108	SEP 18/04		WPG VS TOR	
CAREER - KO RETURN TDS					
DAVE RAIMEY	2	1965-1969	ERIC BLOUNT	2	1998, 2001
WILL FORD	2	2012-2013	QUINCY MCDUFFIE	2	2016
SEASON - KO RETURN TDS					
ERIC BLOUNT	2	1998	QUINCY MCDUFFIE	2	2016
WILL FORD	2	2013			

COMBINED YARDS					
CAREER - COMBINED YDS					
LEO LEWIS	18,577	1955-1966	JAMES MURPHY	10,215	1983-1990
CHARLES ROBERTS	17,528	2001-2008	GERRY JAMES	8,667	1952-1963
MILT STEGALL	16,105	1995-2008	DAVE RAIMEY	8,507	1965-1969
SEASON - COMBINED YDS					
ERIC BLOUNT	3,816	1998	ALBERT JOHNSON III	3,241	2000
GAME - COMBINED YDS					
ALBERT JOHNSON III	474	JUL 21/00		WPG AT EDM	CFL RECORD
FRED REID	318	AUG 21/09		WPG AT BC	
ALFRED JACKSON	308	JUL 14/94		WPG VS EDM	
JOVON JOHNSON	303	OCT 2/09		WPG VS EDM	

POST-SEASON SINGLE-GAME RECORDS

PLAYOFFS - TEAM	WPG	GAME	OPP	GAME
MOST POINTS, GAME	59	WPG VS HAM, NOV 22/92	68	EDM VS WPG, NOV 10/96
MOST POINTS, HALF	37	WPG VS HAM, NOV 22/92 (1ST)	37	EDM VS WPG, NOV 10/96 (2ND)
MOST POINTS, QUARTER	24	WPG AT EDM, NOV 14/53 (4TH)	25	SSK VS WPG, NOV 8/75 (2ND)
MARGIN OF VICTORY	+48	WPG VS HAM, NOV 22/92 (59-11)	-61	EDM VS WPG, NOV 10/96
MOST TOUCHDOWNS	7	(3X) WPG VS EDM, NOV 4/84	9	EDM VS WPG, NOV 10/96
MOST FIELD GOALS	6	WPG VS OTT, NOV 13/94	4	MANY TIMES
FIRST DOWNS	30	WPG VS EDM, NOV 12/17	30	EDM VS WPG, NOV 17/02
YARDS RUSHING	316	WPG AT CAL, NOV 18/39	318	EDM AT WPG, NOV 11/55
YARDS PASSING	467	WPG VS EDM, NOV 13/83	405	SSK VS WPG, NOV 3/56
NET OFFENCE	569	WPG VS EDM, NOV 13/83	607	SSK VS WPG, NOV 3/56
NO OF RUSHES	63	WPG VS EDM, NOV 22/58	59	EDM VS WPG, NOV 23/57
TDS RUSHING	7	WPG VS SSK, OCT 28/53	3	MANY TIMES
PASS ATTEMPTS	51	WPG AT BAL, NOV 4/95	46	CAL AT WPG, NOV 9/80
PASS COMPLETIONS	36	WPG VS EDM, NOV 12/17	27	EDM AT WPG, NOV 8/08
COMPLETION PCT.	76.9	WPG VS TOR, NOV 18/07	78.9	SSK VS WPG, NOV 6/71
TD PASSES	4	WPG VS EDM, NOV 4/84	5	EDM VS WPG, NOV 10/96
INTERCEPTIONS THROWN	5	(2X) WPG AT BC, NOV 17/85	8	SSK AT WPG, OCT 28/53
FUMBLES	10	WPG VS CAL, NOV 9/40	7	LATEST: OTT AT WPG, NOV 10/91
FUMBLES LOST	4	MANY TIMES	6	EDM AT WPG, NOV 13/50
FIELD GOAL ATTEMPTS	7	WPG VS OTT, NOV 13/94	7	BC VS EDM, NOV 12/77
QB SACKS	6	WPG VS HAM, NOV 22/92	7	LATEST: EDM VS WPG, NOV 10/96
PLAYOFFS - INDIV	WPG	PLAYER	GAME	
TOTAL POINTS	30	LORNE BENSON	WPG VS SSK, OCT 28/53	
TOUCHDOWNS	6	LORNE BENSON	WPG VS SSK, OCT 28/53	
FIELD GOALS	6	TROY WESTWOOD	WPG VS OTT, NOV 13/94	
TDS RECEIVING	2	MANY TIMES: LATEST: WESTON DRESSLER	WPG VS EDM, NOV 12/17	
TDS RUSHING	6	LORNE BENSON	WPG VS SSK, OCT 28/53	
NO OF RUSHES	33	MICHAEL RICHARDSON	WPG VS HAM, NOV 22/92	
YARDS RUSHING	227	MICHAEL RICHARDSON	WPG VS HAM, NOV 22/92	
NO OF RECEPTIONS	9	WESTON DRESSLER	WPG VS EDM, NOV 12/17	
YARDS RECEIVING	189	KEN NEILSEN	WPG AT CAL, NOV 20/65	
YARDS PASSING	445	TOM CLEMENTS	WPG VS EDM, NOV 13/83	
PASS ATTEMPTS	51	REGGIE SLACK	WPG AT BAL, NOV 4/95	
PASS COMPLETIONS	35	MATT NICHOLS	WPG VS EDM, NOV 12/17	
COMPLETION PCT.	75.0	KEN PLOEN & TOM CLEMENTS	TWO TIMES	
TD PASSES	4	TOM CLEMENTS	WPG VS EDM, NOV 4/84	
LONGEST RUSH	77	JIM WASHINGTON	WPG VS EDM, NOV 13/83	
LONGEST COMPLETION	109	KEN PLOEN TO KEN NEILSEN	WPG AT CAL, NOV 20/65	

GREY CUP TEAM	GAME	GREY CUP INDIV	PLAYER	GAME
MOST POINTS, GAME	50	1990 V EDM	TOTAL POINTS	22
MOST POINTS, HALF	40	1990 V EDM	TOUCHDOWNS	2
MOST POINTS, QUARTER	28	1990 V EDM	FIELD GOALS	4
MOST TOUCHDOWNS	6	1990 V EDM	MOST CONVERTS 1-PT	6
MOST CONVERTS 1-PT	6	1990 V EDM	TDS RECEIVING	1
MOST FIELD GOALS	4	1984, 1988	TDS RUSHING	2
FIRST DOWNS	27	1984 V EDM	NO OF RUSHES	18
YARDS RUSHING	284	1961 V HAM	YARDS RUSHING	120
YARDS PASSING	367	1990 V EDM	NO OF RECEPTIONS	10
NET OFFENCE	476	1961 V HAM	YARDS RECEIVING	165
NO OF RUSHES	57	1961 V HAM	YARDS PASSING	354
PASS ATTEMPTS	48	1953 V HAM	PASS ATTEMPTS	48
PASS COMPLETIONS	31	1953 V HAM	PASS COMPLETIONS	31
COMPLETION PCT.	71.9	1984 V EDM	TD PASSES	3
TD PASSES	4	1990 V EDM	LONGEST RUSH	47
INTERCEPTIONS THROWN	3	2007 V SSK	LONGEST PASS	71
FUMBLES LOST	6	1957 V HAM		
QB SACKS	6	1961		

POST-SEASON HISTORY

MANITOBA RUGBY FOOTBALL UNION

DATE	SERIES		WP	OPPONENT	RESULT	
OCT 9/33	MRFU FINAL	W	H 39	WPG GARRISON	0	WON MRFU CHAMPIONSHIP
NOV 4/33	S/FINAL	W	H 11	REGINA	1	WON WESTERN S/F GAME
NOV 11/33	WCRFU FINAL	W	H 15	CALGARY BRONKS	1	WON WESTERN FINAL GAME
DEC 2/33	GC S/F	L	H 0	TORONTO	13	LOST GREY CUP S/FINAL
NOV 3/34	S/FINAL	L	H 0	REGINA	8	LOST WESTERN S/FINAL GAME
NOV 2/35	S/FINAL	W	H 13	REGINA	6	WON WESTERN S/FINAL GAME
NOV 9/35	FINAL	W	H 7	CALGARY BRONKS	0	ADVANCED TO GREY CUP

WESTERN INTER-PROVINCIAL FOOTBALL UNION & CFL

DATE	SERIES		WP	OPPONENT	RESULT	
WIFU PRE WWII:						
OCT 24/36	S/FINAL G#1	W	A 7	REGINA	4	WON WEST SEMI-FINAL
OCT 31/36	S/FINAL G#2	L	H 5	REGINA	20	LOST 2-GAME TOTAL PT SERIES 12-24
NOV 6/37	FINAL G#1	L	H 10	CALGARY	13	
NOV 13/37	FINAL G#2	W	A 9	CALGARY	1	WON 2-GAME TOTAL PT SERIES 19-14
OCT 29/38	S/FINAL	W	H 13	REGINA	0	WON WEST SEMI-FINAL
NOV 5/38	FINAL G#1	W	A 12	CALGARY	7	
NOV 12/38	FINAL G#2	W	H 13	CALGARY	2	WON 2-GAME TOTAL PT SERIES 25-9
NOV 11/39	FINAL G#1	L	H 7	CALGARY	13	
NOV 18/39	FINAL G#2	W	A 28	CALGARY	7	WON 2-GAME TOTAL PT SERIES 35-20
NOV 2/40	FINAL G#1	W	A 7	CALGARY	0	
NOV 9/40	FINAL G#2	W	H 23	CALGARY	2	WON 2-GAME TOTAL PT SERIES 30-2
NOV 8/41	FINAL G#1	L	A 6	REGINA	8	
NOV 11/41	FINAL G#2	W	H 18	REGINA	12	
NOV 15/41	FINAL G#3	W	H 8	REGINA	2	WON BEST-OF-3 WESTERN FINAL (2-1)
WIFU 1945-1957:						
NOV 10/45	FINAL	W	H 9	CALGARY	5	WON WESTERN TITLE GAME
OCT 26/46	FINAL G#1	W	A 18	CALGARY	21	
NOV 2/46	FINAL G#2	W	H 12	CALGARY	0	WON 2-GAME TOTAL PT SERIES 30-21
NOV 1/47	FINAL G#1	W	H 16	CALGARY	4	
NOV 11/47	FINAL G#2	L	A 3	CALGARY	15	
NOV 15/47	FINAL G#3	W	H 10	CALGARY	3	WON 3-GAME TOTAL PT SERIES 29-22
NOV 4/50	FINAL G#1	L	A 16	EDMONTON	17	
NOV 11/50	FINAL G#2	W	H 22	EDMONTON	12	
NOV 13/50	FINAL G#3	W	H 29	EDMONTON	6	WON BEST-OF-3 WESTERN FINAL (2-1)
OCT 27/51	S/FINAL	L	A 1	EDMONTON	4	LOST WEST SEMI-FINAL
NOV 1/52	FINAL G#1	W	A 28	EDMONTON	12	
NOV 8/52	FINAL G#2	L	H 12	EDMONTON	18	
NOV 11/52	FINAL G#3	L	H 11	EDMONTON	22	LOST BEST-OF-3 WESTERN FINAL (1-2)
OCT 28/53	S/FINAL G#1	W	H 43	SASKATCHEWAN	5	
OCT 31/53	S/FINAL G#2	L	A 17	SASKATCHEWAN	18	WON 2-GAME TOTAL PT SERIES 60-23
NOV 7/53	FINAL G#1	L	A 7	EDMONTON	25	
NOV 11/53	FINAL G#2	W	H 21	EDMONTON	17	
NOV 14/53	FINAL G#3	W	A 30	EDMONTON	24	WON BEST-OF-3 WESTERN FINAL (2-1)
NOV 21/53	G CUP S/FIN	W	H 24	BALMY BEACH	4	ADVANCED TO GREY CUP
OCT 30/54	S/FINAL G#1	T	H 14	SASKATCHEWAN	14	
NOV 1/54	S/FINAL G#2	W	A 13	SASKATCHEWAN	11	WON 2-GAME TOTAL PT SERIES 27-25
NOV 6/54	FINAL G#1	L	A 3	EDMONTON	9	
NOV 11/54	FINAL G#2	W	H 12	EDMONTON	6	
NOV 13/54	FINAL G#3	L	A 5	EDMONTON	10	LOST BEST-OF-3 WESTERN FINAL (1-2)
NOV 5/55	S/FINAL G#1	W	A 16	SASKATCHEWAN	7	
NOV 7/55	S/FINAL G#2	L	H 8	SASKATCHEWAN	9	WON 2-GAME TOTAL PT SERIES 24-16
NOV 11/55	FINAL G#1	L	H 6	EDMONTON	29	
NOV 16/55	FINAL G#2	L	A 6	EDMONTON	26	LOST BEST-OF-3 WESTERN FINAL (0-2)
NOV 3/56	S/FINAL G#1	L	A 7	SASKATCHEWAN	42	
NOV 5/56	S/FINAL G#2	W	H 19	SASKATCHEWAN	8	LOST 2-GAME TOTAL PT SERIES 26-50
NOV 9/57	S/FINAL G#1	T	H 13	CALGARY	13	
NOV 11/57	S/FINAL G#2	W	A 15	CALGARY	3	WON 2-GAME TOTAL PT SERIES 28-16
NOV 16/57	FINAL G#1	W	H 19	EDMONTON	7	
NOV 20/57	FINAL G#2	L	A 4	EDMONTON	5	
NOV 23/57	FINAL G#3	W	A 17	EDMONTON	2	WON BEST-OF-3 WESTERN FINAL (2-1)

DATE	SERIES		WP	OPPONENT	DATE	RESULT
WIFU/CFL 1958-1960:						
NOV 15/58	FINAL G#1	W	A	30	EDMONTON	7
NOV 19/58	FINAL G#2	L	H	7	EDMONTON	30
NOV 22/58	FINAL G#3	W	H	23	EDMONTON	7
NOV 11/59	FINAL G#1	W	A	19	EDMONTON	11
NOV 14/59	FINAL G#2	W	H	16	EDMONTON	8
NOV 12/60	FINAL G#1	W	A	22	EDMONTON	15
NOV 14/60	FINAL G#2	L	H	5	EDMONTON	10
NOV 19/60	FINAL G#3	L	H	2	EDMONTON	4
CFL WESTERN CONFERENCE-DIVISION 1961-1986						
NOV 18/61	FINAL G#1	W	A	14	CALGARY	1
NOV 22/61	FINAL G#2	W	H	43	CALGARY	14
NOV 17/62	FINAL G#1	L	A	14	CALGARY	20
NOV 21/62	FINAL G#2	W	H	19	CALGARY	11
NOV 24/62	FINAL G#3	W	H	12	CALGARY	7
NOV 7/65	S/FINAL	W	H	15	SASKATCHEWAN	9
NOV 13/65	FINAL G#1	L	A	9	CALGARY	27
NOV 17/65	FINAL G#2	W	H	15	CALGARY	11
NOV 20/65	FINAL G#3	W	A	19	CALGARY	12
NOV 6/66	S/FINAL	W	H	16	EDMONTON	8
NOV 13/66	FINAL G#1	L	A	7	SASKATCHEWAN	14
NOV 19/66	FINAL G#2	L	H	19	SASKATCHEWAN	21
NOV 6/71	S/FINAL	L	A	23	SASKATCHEWAN	34
NOV 19/72	FINAL	L	H	24	SASKATCHEWAN	27
NOV 8/75	S/FINAL	L	A	24	SASKATCHEWAN	42
NOV 14/76	S/FINAL	L	H	12	EDMONTON	14
NOV 12/77	S/FINAL	L	A	32	BC	33
NOV 12/78	S/FINAL	L	A	4	CALGARY	38
NOV 9/80	S/FINAL	W	H	32	CALGARY	14
NOV 15/80	FINAL	L	A	24	EDMONTON	34
NOV 8/81	S/FINAL	L	H	11	BC	15
NOV 14/82	S/FINAL	W	H	24	CALGARY	3
NOV 21/82	FINAL	L	A	21	EDMONTON	24
NOV 13/83	S/FINAL	W	H	49	EDMONTON	22
NOV 20/83	FINAL	L	A	21	BC	39
NOV 4/84	S/FINAL	W	H	55	EDMONTON	20
NOV 11/84	FINAL	W	A	31	BC	14
NOV 10/85	S/FINAL	W	H	22	EDMONTON	15
NOV 17/85	FINAL	L	A	22	BC	42
NOV 15/86	S/FINAL	L	A	14	BC	21
CFL EAST DIVISION 1987-1995: (1995: SOUTH DIV)						
NOV 22/87	FINAL	L	H	3	TORONTO	19
NOV 13/88	S/FINAL	W	H	35	HAMILTON	28
NOV 20/88	FINAL	W	A	27	TORONTO	11
NOV 12/89	S/FINAL	W	A	30	TORONTO	7
NOV 19/89	FINAL	L	A	10	HAMILTON	14
NOV 18/90	FINAL	W	H	20	TORONTO	17
NOV 10/91	S/FINAL	W	H	26	OTTAWA	8
NOV 17/91	FINAL	L	A	3	TORONTO	42
NOV 22/92	FINAL	W	H	59	HAMILTON	11
NOV 21/93	FINAL	W	H	20	HAMILTON	19
NOV 13/94	S/FINAL	W	H	26	OTTAWA	16
NOV 20/94	FINAL	L	H	12	BALTIMORE	14
NOV 4/95	S/FINAL	L	A	21	BALTIMORE	36
CFL EAST-WEST DIVISIONS 1996-PRESENT:						
NOV 10/96	S/FINAL	L	A	7	EDMONTON	68
NOV 12/00	S/FINAL	W	A	22	HAMILTON	20
NOV 19/00	FINAL	L	A	24	MONTREAL	35
NOV 18/01	FINAL	W	H	28	HAMILTON	13
NOV 10/02	S/FINAL	W	H	30	BC	3
NOV 17/02	FINAL	L	A	30	EDMONTON	33
NOV 2/03	S/FINAL	L	H	21	SASKATCHEWAN	37
NOV 5/06	S/FINAL	L	A	27	TORONTO	31
NOV 11/07	S/FINAL	W	H	24	MONTREAL	22
NOV 18/07	FINAL	L	A	19	TORONTO	9
NOV 8/08	S/FINAL	L	H	21	EDMONTON	29
NOV 20/11	FINAL	W	H	19	HAMILTON	3
NOV 20/16	S/FINAL	L	A	31	BC	32
NOV 12/17	S/FINAL	L	H	32	EDMONTON	39
NOV 11/18	S/FINAL	W	A	23	SASKATCHEWAN	18
NOV 18/18	FINAL	L	A	14	CALGARY	22

DATE	SERIES		WP	OPPONENT		RESULT
SERVICE ERA WINNIPEG RCAF BOMBERS – 1942 TO 1943						
OCT 31/42	MANITOBA FIN	L	H	14	RCAF FLYERS	18 WON MANITOBA SERVICES SERIES
NOV 3/42	MANITOBA FIN	W	H	20	RCAF FLYERS	11 (34-29)
NOV 20/42	WEST SVC FIN	W	H	13	REGINA NAVY	6 WON WESTERN SERVICES FINAL
NOV 6/43	WEST FIN #1	W	H	1	REGINA A/SVC	0 WON WESTERN SERVICES FINAL
NOV 11/43	WEST FIN #2	W	A	11	REGINA A/SVC	0 (12-0)

ALL-TIME PLAYOFF SUMMARY:

RECORD	YEARS	G	W	L	T	PCT	PF	PA	HOME	AWAY
OVERALL	1933-2018	128	71	55	2	.563	2251	1942		
HOME	1933-2018	72	48	22	2	.681	1327	858		
AWAY	1933-2018	56	23	33	0	.411	924	1084		
MRFU/WCRFU	1933-1935	7	5	2	0	.714	85	29	5-2	0-0
SERVICE ERA	1942-19 43	5	4	1	0	.800	59	35	3-1	1-0
WIFU/CFL	1936-2018	116	62	52	2	.543	2107	1878	37-18-2	25-34
WIFU/CFL: SERIES										
SEMI-FINALS	37 (20-17)	43	22	19	2	.535	900	840	13-8-2	9-11
GREY CUP SEMI-F	1 (1-0)	1	1	0	0		24	4	1-0-0	0-0
DIVISION FINALS	41 (24-17)	72	39	33	0	.542	1183	1034	23-11-0	16-22

YEARLY TEAM LEADERS

SCORING					
YEAR	PLAYER	PTS	YEAR	PLAYER	PTS
1936	RUSS REBHOLZ	19	1979	BERNIE RUOFF **	151
1937	ART STEVENSON	17	1980	TREVOR KENNERD	142
1938	FRITZ HANSON *	31	1981	TREVOR KENNERD **	185
1939	FRITZ HANSON	41	1982	TREVOR KENNERD	149
1940	ART STEVENSON, ANDY BIEBER *	26	1983	TREVOR KENNERD	166
1941	ART STEVENSON *	34	1984	TREVOR KENNERD	152
1946	WALTER DOBLER	12	1985	TREVOR KENNERD **	198
1947	BOB SANDBERG	35	1986	TREVOR KENNERD	105
1948	BOB SANDBERG	25	1987	TREVOR KENNERD	177
1949	BOB SANDBERG	20	1988	TREVOR KENNERD	149
1950	JOE AGUIRRE *	57	1989	TREVOR KENNERD	146
1951	NEILL ARMSTRONG	55	1990	TREVOR KENNERD	182
1952	TOM CASEY	80	1991	ROBERT MIMBS	98
1953	BUD KORCHAK *	66	1992	TROY WESTWOOD *	199
1954	BUD KORCHAK	28	1993	TROY WESTWOOD *	209
1955	BUDDY LEAKE	85	1994	TROY WESTWOOD **	213
1956	BUDDY LEAKE *	103	1995	TROY WESTWOOD	153
1957	GERRY JAMES *	131	1996	TROY WESTWOOD	156
1958	CHARLIE SHEPARD	76	1997	TROY WESTWOOD	164
1959	ERNIE PITTS	96	1998	TROY WESTWOOD	144
1960	GERRY JAMES *	114	1999	TROY WESTWOOD	140
1961	GERRY JAMES	79	2000	TROY WESTWOOD	195
1962	GERRY JAMES *	116	2001	TROY WESTWOOD	159
1963	GEORGE FLEMING **	135	2002	TROY WESTWOOD **	204
1964	LEO LEWIS, GEORGE FLEMING	41	2003	TROY WESTWOOD **	198
1965	ART PERKINS	60	2004	TROY WESTWOOD	166
1966	NORM WINTON	70	2005	TROY WESTWOOD	141
1967	KEN NIELSEN	54	2006	TROY WESTWOOD	137
1968	PIERRE GUINDON	68	2007	TROY WESTWOOD	94
1969	PIERRE GUINDON	64	2008	ALEXIS SERNA	159
1970	BOB HOUMARD	48	2009	ALEXIS SERNA	161
1971	DON JONAS **	121	2010	JUSTIN PALARDY	103
1972	DON JONAS	97	2011	JUSTIN PALARDY	165
1973	DON JONAS	54	2012	JUSTIN PALARDY	154
1974	WALT MCKEE	79	2013	SANDRO DEANGELIS	79
1975	BERNIE RUOFF	97	2014	LIRIM HAJRULLAHU	159
1976	BERNIE RUOFF **	142	2015	LIRIM HAJRULLAHU	91
1977	BERNIE RUOFF	134	2016	JUSTIN MEDLOCK	227
1978	BERNIE RUOFF	149	2017	JUSTIN MEDLOCK	226
			2018	JUSTIN MEDLOCK	180

* Indicates Divisional/Conference leader (Dave Dryburgh Memorial Trophy winner)

** Indicates CFL leader

RUSHING					
YEAR	PLAYER	NO	YDS	AV	TD
1950	TOM CASEY	11	637	5.7	5
1951	TOM CASEY	80	645	8.1	3
1952	LORNE BENSON	83	491	5.9	2
1953	LORNE BENSON	124	563	4.5	3
1954	GERRY JAMES	106	576	5.4	4
1955	GERRY JAMES	189	1,205	6.4	7
1956	BOB MCNAMARA	178	1,101	6.2	13
1957	GERRY JAMES	197	1,192	6.1	18
1958	LEO LEWIS	167	1,164	7.0	8
1959	CHARLIE SHEPARD	174	1,076	6.2	6
1960	LEO LEWIS	106	923	8.7	5
1961	LEO LEWIS	146	1,036	7.1	8
1962	LEO LEWIS	134	865	6.4	4
1963	ROGER HAGBERG	164	695	4.2	2
1964	LEO LEWIS	114	845	7.4	3
1965	DAVE RAIMEY	130	1,052	8.1	4
1966	DAVE RAIMEY	188	1,223	6.5	3
1967	DAVE RAIMEY	125	772	6.2	4
1968	DAVE RAIMEY	162	781	4.8	5
1969	BOB HOUMARD	106	506	4.8	1
1970	BOB HOUMARD	194	810	4.2	8
1971	MACK HERRON	198	900	4.5	5
1972	MACK HERRON	258	1,527	5.9	11
1973	JOHN BLEDSOE	158	811	5.1	3
1974	JIM WASHINGTON	117	582	5.0	3
1975	JIM WASHINGTON	125	665	5.3	3
1976	JIM WASHINGTON	219	1,277	5.8	12
1977	JIM WASHINGTON	252	1,262	5.0	5
1978	JIM WASHINGTON	200	1,032	5.2	6
1979	JIM WASHINGTON	204	918	4.5	1
1980	WILLIAM MILLER	218	1,053	4.8	4
1981	WILLIAM MILLER	132	684	5.2	4
1982	WILLIAM MILLER	202	1,076	5.3	7
1983	WILLARD REAVES	164	898	5.5	9
1984	WILLARD REAVES	304	1,733	5.7	14
1985	WILLARD REAVES	267	1,323	5.0	9
1986	WILLARD REAVES	104	498	4.8	3
1987	WILLARD REAVES	271	1,471	5.4	9
1988	WALTER BENDER	77	384	5.0	3
1989	TIM JESSIE	160	808	5.1	9
1990	ROBERT MIMBS	285	1,341	4.7	6
1991	ROBERT MIMBS	326	1,769	5.4	15
1992	MIKE RICHARDSON	211	1,153	5.5	3
1993	MIKE RICHARDSON	165	925	5.6	4
1994	BLAISE BRYANT	232	1,289	5.6	4
1995	BLAISE BRYANT	159	664	4.2	7
1996	MIKE RICHARDSON	91	378	4.2	5
1997	RONALD WILLIAMS	211	1,120	5.3	16
1998	ERIC BLOUNT	133	599	4.5	3
1999	D.MCCULLOUGH	220	990	4.5	11
2000	CORY PHILPOT	113	520	4.6	4
2001	CHARLES ROBERTS	107	620	5.8	1
2002	CHARLES ROBERTS	216	1,162	5.4	5
2003	CHARLES ROBERTS	264	1,554	5.9	8
2004	CHARLES ROBERTS	300	1,522	5.1	8
2005	CHARLES ROBERTS	290	1,624	5.6	12
2006	CHARLES ROBERTS	303	1,609	5.3	10
2007	CHARLES ROBERTS	262	1,379	5.3	16
2008	FRED REID	101	709	7.0	3
2009	FRED REID	238	1,371	5.8	7
2010	FRED REID	213	1,396	6.6	6
2011	FRED REID	181	759	4.2	4
2012	CHAD SIMPSON	173	1,039	6.0	5
2013	WILL FORD	113	594	5.3	2
2014	NIC GRIGSBY	162	744	4.6	8
2015	CAMERON MARSHALL	141	614	4.4	5
2016	ANDREW HARRIS	195	974	5.0	4
2017	ANDREW HARRIS	189	1,035	5.5	6
2018	ANDREW HARRIS	239	1,390	5.8	8

RECEIVING					
YEAR	PLAYER	NO	YDS	AVG	TD
1950	TOM CASEY	17	318	18.7	3
1951	NEILL ARMSTRONG	56	1,024	18.3	10
1952	BUD KORCHAK	31	551	17.8	4
1953	BUD GRANT	68	922	13.6	5
1954	BUD GRANT	49	752	15.3	5
1955	BUD GRANT	36	556	15.4	2
1956	BUD GRANT	63	970	15.4	1
1957	ERNIE PITTS	38	683	18.0	5
1958	LEO LEWIS	31	679	21.9	3
1959	ERNIE PITTS	68	1,126	16.6	16
1960	ERNIE PITTS	42	659	15.7	8
1961	FARRELL FUNSTON	47	892	19.0	8
1962	ERNIE PITTS	62	865	13.9	8
1963	FARRELL FUNSTON	60	835	13.9	9
1964	ERNIE PITTS	32	459	14.3	3
1965	FARRELL FUNSTON	37	549	14.8	5
1966	KEN NEILSEN	44	719	16.3	11
1967	KEN NEILSEN	76	1,121	14.8	9
1968	KEN NEILSEN	68	1,031	15.2	5
1969	KEN NEILSEN	49	617	12.6	2
1970	KEN NEILSEN	29	589	20.0	2
1971	JIM THORPE	70	1,436	20.5	9
1972	JIM THORPE	70	1,260	18.0	11
1973	BOB LAROSE	44	855	19.4	7
1974	TOM SCOTT	40	638	16.0	7
1975	BOB LAROSE	29	587	20.2	4
1976	TOM SCOTT	53	968	18.3	6
1977	TOM SCOTT	66	1,079	16.3	10
1978	JOE POPLAWSKI	75	998	13.3	8
1979	MIKE HOLMES	60	1,034	17.2	10
1980	MIKE HOLMES	79	1,092	13.8	10
1981	EUGENE GOODLOW	100	1,494	14.9	14
1982	RICK HOUSE	63	1,020	16.2	6
1983	JAMES MURPHY	61	1,126	18.5	4
1984	JAMES MURPHY	70	1,220	17.4	12
1985	JEFF BOYD	76	1,372	18.1	14
1986	JAMES MURPHY	116	1,746	15.1	12
1987	PERRY TUTTLE	75	1,310	17.5	8
1988	JAMES MURPHY	76	1,409	18.5	10
1989	JAMES MURPHY	68	1,150	16.9	8
1990	RICK HOUSE	63	883	14.0	8
1991	ROB CRIFO	39	775	19.9	4
1992	LARRY THOMPSON	61	1,192	19.5	10
1993	GERALD WILCOX	76	1,340	17.6	10
1994	GERALD WILCOX	111	1,624	14.6	13
1995	GERALD WILCOX	69	1,024	14.8	5
1996	ERIC GULIFORD	47	758	16.1	3
1997	MILT STEGALL	61	1,616	26.5	14
1998	MITCH RUNNING	39	729	18.7	2
1999	MILT STEGALL	73	1,193	16.3	6
2000	MILT STEGALL	78	1,499	19.2	15
2001	MILT STEGALL	81	1,214	15.0	14
2002	MILT STEGALL	106	1,896	17.9	23
2003	MILT STEGALL	68	1,144	16.8	15
2004	MILT STEGALL	68	1,121	16.5	6
2005	MILT STEGALL	52	1,184	22.8	17
2006	MILT STEGALL	79	1,269	16.1	7
2007	TERRENCE EDWARDS	80	1,280	16.0	9
2008	ROMBY BRYANT	65	1,206	18.6	9
2009	ADARIUS BOWMAN	55	925	16.8	6
2010	TERRENCE EDWARDS	78	1,372	17.6	12
2011	TERRENCE EDWARDS	66	1,124	17.0	8
2012	CHRIS MATTHEWS	81	1,192	14.7	7
2013	CLARENCE DENMARK	64	900	14.1	4
2014	CLARENCE DENMARK	65	1,080	16.6	3
2015	NICK MOORE	76	899	11.8	4
2016	WESTON DRESSLER	80	1,003	12.5	2
2017	DARVIN ADAMS	76	1,120	14.7	7
2018	DARVIN ADAMS	61	1,028	16.9	10

PASSING									
YEAR	PLAYER	ATT	COM	PCT	YARDS	IC	LG	TD	EFF
1950	JACK JACOBS	187	85	45.5	1,604	8		14	82.8
1951	JACK JACOBS	355	204	57.5	3,248	10	100	33	107.3
1952	JACK JACOBS	286	147	51.4	2,586	12	76	34	104.7
1953	JACK JACOBS	252	146	57.9	1,924	10	67	11	80.2
1954	JACK JACOBS	250	127	50.8	1,732	13	68	12	67.6
1955	BUDDY LEAKE	210	91	43.3	1,370	18	62	2	32.8
1956	EAGLE DAY	254	137	53.9	1,814	12	53	7	66.3
1957	KEN PLOEN	140	74	52.9	1,284	8	71	10	84.3
1958	JIM VAN PELT	160	90	56.3	1,445	10	107	9	79.3
1959	JIM VAN PELT	300	160	53.3	2,706	15	90	31	97.7
1960	KEN PLOEN	201	103	51.2	1,693	17	78	12	64.5
1961	HAL LEDYARD	168	91	54.1	1,398	9	62	10	79.4
1962	KEN PLOEN	208	137	65.9	2,097	4	66	17	118.2
1963	KEN PLOEN	226	132	58.4	2,026	15	70	14	81.1
1964	KEN PLOEN	239	132	55.2	1,878	13	67	12	74.9
1965	KEN PLOEN	213	124	58.2	1,789	14	53	15	81.7
1966	KEN PLOEN	257	153	59.5	2,323	11	96	16	92.3
1967	KEN PLOEN	203	116	57.1	1,382	11	49	11	73.6
1968	JOHN SCHNEIDER	327	146	44.6	1,949	28	48	8	36.6
1969	WALLY GABLER	338	168	49.7	2,194	24	58	7	47.9
1970	WALLY GABLER	134	63	47.0	1,077	13	60	4	44.3
1971	DON JONAS	485	253	52.1	4,036	31	94	27	72.2
1972	DON JONAS	447	252	56.3	3,583	26	97	27	78.4
1973	DON JONAS	452	226	50.0	3,363	29	103	15	59.1
1974	DON JONAS	169	90	53.3	1,309	9	57	8	72.3
1975	DIETER BROCK	244	116	47.5	1,911	9	55	11	74.0
1976	DIETER BROCK	402	223	54.4	3,101	18	97	17	75.9
1977	DIETER BROCK	418	242	57.8	3,063	19	98	23	80.3
1978	DIETER BROCK	486	294	60.5	3,755	18	90	23	85.0
1979	DIETER BROCK	354	194	54.8	2,383	12	75	15	75.8
1980	DIETER BROCK	514	304	59.1	4,252	12	68	28	94.3
1981	DIETER BROCK	566	354	62.5	4,796	15	85	32	97.3
1982	DIETER BROCK	543	314	57.8	4,294	15	75	28	88.9
1983	DIETER BROCK	223	115	51.6	1,892	9	82	10	78.5
1984	TOM CLEMENTS	446	279	62.5	3,845	22	86	29	91.3
1985	TOM CLEMENTS	425	257	60.4	3,697	17	105	18	86.2
1986	JOHN HUFNAGEL	393	232	59.0	3,394	16	85	21	88.1
1987	TOM CLEMENTS	592	336	56.8	4,686	30	72	35	81.0
1988	TOM MUECKE	250	124	49.6	1,892	11	52	11	71.3
1989	SEAN SALISBURY	595	293	49.2	4,049	26	94	26	67.8
1990	TOM BURGESS	574	330	57.5	3,958	27	75	25	73.6
1991	TOM BURGESS	525	261	49.7	4,212	29	104	27	71.1
1992	MATT DUNIGAN	411	205	49.9	2,857	15	60	17	71.2
1993	MATT DUNIGAN	600	334	55.7	4,682	18	75	36	88.5
1994	MATT DUNIGAN	431	252	58.5	3,965	16	88	31	97.6
1995	REGGIE SLACK	302	159	52.6	2,007	8	51	12	75.9
1996	KENT AUSTIN	314	176	56.1	2,135	16	70	8	64.4
1997	CHRIS VARGAS	385	201	52.2	2,618	20	105	15	65.3
1998	T.J. RUBLEY	240	141	58.8	1,504	12	49	4	61.9
1999	KERWIN BELL	630	375	59.5	4,647	20	99	17	78.2
2000	KHARI JONES	510	263	51.6	4,142	23	82	31	80.4
2001	KHARI JONES	546	329	60.3	4,545	23	68	30	87.7
2002	KHARI JONES	620	382	61.6	5,334	29	83	46	94.5
2003	KHARI JONES	502	274	54.6	4,016	15	73	25	85.1
2004	KEVIN GLENN	274	166	60.6	2,329	8	67	14	92.9
2005	KEVIN GLENN	403	231	57.3	3,571	17	101	27	91.5
2006	KEVIN GLENN	430	249	57.9	3,427	13	100	17	84.1
2007	KEVIN GLENN	621	388	62.5	5,114	13	67	25	93.2
2008	KEVIN GLENN	455	294	64.6	3,675	20	92	20	85.9
2009	MICHAEL BISHOP	405	204	50.0	3,035	20	65	15	67.1
2010	STEVEN JYLES	318	196	61.6	2,804	7	81	19	100.9
2011	BUCK PIERCE	411	261	63.5	3,348	18	92	14	82.1
2012	JOEY ELLIOTT	280	170	60.7	2,101	12	72	5	72.0
2013	MAX HALL	283	162	57.2	1,999	10	60	9	75.1
2014	DREW WILLY	478	305	63.8	3,769	16	58	14	83.9
2015	MATT NICHOLS	248	149	60.1	1,757	7	64	10	83.4
2016	MATT NICHOLS	471	327	69.4	3,666	9	82	18	97.1
2017	MATT NICHOLS	579	411	71.0	4,472	8	87	28	103.8
2018	MATT NICHOLS	392	254	64.8	3,146	13	72	18	91.0

DEFENSIVE LEADERS								
YEAR	INTERCEPTIONS	NO	YDS	TD	QB SACKS	NO	TACKLES	NO
1952	TOM CASEY	7	205	1				
1953	TOM CASEY	7	75	0				
1954	TOM CASEY	6	102	0				
1955	GORD ROWLAND	6	34	0				
1956	GORD ROWLAND	5	54	0				
1957	4 PLAYERS TIED WITH	3						
1958	GORD ROWLAND	6	122	1				
1959	KEN PLOEN	10	104	0				
1960	NORM RAUHAUS	6	25	0				
1961	NORM RAUHAUS	3	46	1				
1962	3 PLAYERS TIED WITH	4						
1963	DICK THORNTON	6	200	3				
1964	B.HANSEN, B.WHISLER	3						
1965	HENRY JANZEN	7	139	1				
1966	NORM RAUHAUS	4	58	0				
1967	CHIP BARRETT	4	66	0				
1968	ERNIE PITTS	7	84	0				
1969	ERNIE PITTS	5	53	0				
1970	E.ULMER, P.BRULE	9						
1971	PAUL WILLIAMS	6	68	1				
1972	PETE RIBBINS	9	85	0				
1973	PAUL WILLIAMS	4	19	0				
1974	3 PLAYERS TIED WITH	3						
1975	BRIAN HEROSIAN	5	12	0				
1976	MERV WALKER	7	144	1				
1977	MERV WALKER	6	110	0				
1978	PIERSON, ROSOLOWICH	5						
1979	RICKEY WESSON	4	18	0				
1980	PAUL BENNETT	7	181	0				
1981	REGGIE PIERSON	7	107	0	TONY NORMAN	12		
1982	PAUL BENNETT	6	163	0	PETE CATAN	12.5		
1983	PAUL BENNETT	4	93	0	TYRONE JONES	17.5		
1984	KEN HAILEY	9	240	1	TYRONE JONES	20.5		
1985	DAVID SHAW	7	219	1	TONY NORMAN	14		
1986	ROY BENNETT	8	204	2	TYRONE JONES	10		
1987	ROY BENNETT	13	146	0	TYRONE JONES	15	JAMES WEST	75
1988	ROD HILL	7	54	0	MICHAEL GRAY	11	BENNIE THOMPSON	82
1989	ROD HILL	12	73	0	MICHAEL GRAY	11	GREG BATTLE	108
1990	LESS BROWNE	14	273	1	TYRONE JONES	11	GREG BATTLE	100
1991	LESS BROWNE	10	267	0	TYRONE JONES	8	GREG BATTLE	97
1992	ROD HILL	7	36	0	PAUL RANDOLPH	7	GREG BATTLE	81
1993	DARRYL SAMPSON	6	56	0	LOYD LEWIS	7	BOBBY EVANS	60
1994	LAWRENCE HATCH	6	3	0	LOYD LEWIS	9	GREG CLARK	64
1995	JURAN BOLDEN	6	28	0	K.D.WILLIAMS	6	GREG CLARK	70
1996	K.D.WILLIAMS, B.EVANS	4			ANGELO SNIPE	15	K.D. WILLIAMS	102
1997	BRANDON HAMILTON	5	105	0	SHONT'E PEOPLES	13	SHONT'E PEOPLES	67
1998	MAURICE KELLY	5	121	1	JOE FLEMING	15	DAVID MAEVA	81
1999	H.NEWBY, D.ROBINSON	3			TYRONE RODGERS	6	MAURICE KELLY	87
2000	T.EUROPE, J.BOLDEN	4			ANTONIO ARMSTRONG	8	RYLAND WICKMAN	84
2001	JURAN BOLDEN	6	142	1	DOUG BROWN	7	MARVIN COLEMAN	62
2002	MARVIN COLEMAN	5	95	1	DENNY FORTNEY	7	RYLAND WICKMAN	71
2003	BRIAN CLARK	7	52	1	DAVED BENEFIELD	9	MAURICE KELLY	58
2004	ERIC CARTER	3	81	1	TOM CANADA	7	MAURICE KELLY	64
2005	OMAR EVANS	5	74	2	GAVIN WALLS	12	SEAN WOODSON	90
2006	ROBERT BEAN	4	35	0	GAVIN WALLS	11	BARRIN SIMPSON	110
2007	KYRIES HEBERT	3	60	0	TOM CANADA	12	BARRIN SIMPSON	112
2008	JOVON JOHNSON	3	130	2	GAVIN WALLS	10	CAM HALL	70
2009	LENNY WALLS	7	93	1	DORIAN SMITH	8	BARRIN SIMPSON	84
2010	JOVON JOHNSON	4	59	1	PHILLIP HUNT	16	CLINT KENT	77
2011	JOVON JOHNSON	8	104	2	ODELL WILLIS	13	JONATHAN HEFNEY	76
2012	JOHNNY SEARS JR.	3	1	0	ALEX HALL	9	JONATHAN HEFNEY	74
2013	FOUR TIED WITH	2			ALEX HALL	15	HENOC MUAMBA	106
2014	MAURICE LEGGETT	5	88	0	GREG PEACH	7	IAN WILD	73
2015	JOHNNY ADAMS	6	97	1	JAMAAL WESTERMAN	17	KHALIL BASS	102
2016	MAURICE LEGGETT	7	262	3	JAMAAL WESTERMAN	8	KHALIL BASS	82
2017	T.J. HEATH	5	143	1	JEFFCOAT/WESTERMAN	7	TAYLOR LOFFLER	75
2018	KEVIN FOGG	4	161	1	CRAG ROH	8	ADAM BIGHILL	105

NOTE: QB Sacks were added as an official statistic by the CFL in 1981, Defensive Tackles were added in 1987.

YEARLY DIVISIONAL & LEAGUE LEADERS

SCORING	YEAR	PTS
FRITZ HANSON	1938	31
ART STEVENSON	1940	26
ANDY BIEBER	1940	26
ART STEVENSON	1941	34
JOE AGUIRRE	1950	57
BUD KORCHAK	1953	66
BUDDY LEAKE	1956	103
GERRY JAMES	1957	131
GERRY JAMES	1960	114
GERRY JAMES	1962	116
GEORGE FLEMING *	1963	135
DON JONAS *	1971	121
BERNIE RUOFF *	1976	142
BERNIE RUOFF *	1979	151
TREVOR KENNERD *	1981	185
TREVOR KENNERD *	1985	198
TROY WESTWOOD	1992	199
TROY WESTWOOD *	1993	209
TROY WESTWOOD *	1994	213
TROY WESTWOOD *	2002	204
TROY WESTWOOD *	2003	198
LIRIM HAJRULLAHU	2014	159
JUSTIN MEDLOCK *	2016	227
JUSTIN MEDLOCK *	2017	226
TOUCHDOWNS	YEAR	TDs
F.HANSON, B.FRITZ	1937	3
FRITZ HANSON	1938	6
ART STEVENSON	1940	5
ANDY BIEBER	1940	5
ART STEVENSON	1941	5
BOB SANDBERG	1947	5
TOM CASEY	1950	9
NEILL ARMSTRONG	1951	11
TOM CASEY	1952	16
BOB MCNAMARA	1956	17
GERRY JAMES	1957	19
ERNIE PITTS *	1959	16
MACK HERRON *	1972	16
JIM WASHINGTON *	1976	14
TOM SCOTT	1977	10
WILLARD REAVES *	1984	18
ROBERT MIMBS	1991	16
DAVID WILLIAMS *	1993	15
GERALD ALPHIN	1994	18
MILT STEGALL *	2002	23
MILT STEGALL *	2003	15
MILT STEGALL *	2005	17
CHARLES ROBERTS	2007	16
TERRENCE EDWARDS	2010	12
PASSING	YEAR	YDS
JACK JACOBS	1951	3,248
JACK JACOBS	1952	2,586
JACK JACOBS	1953	1,924
DON JONAS *	1971	4,036
DON JONAS *	1972	3,583
DIETER BROCK	1979	2,383
DIETER BROCK *	1980	4,252
DIETER BROCK *	1981	4,796
TOM CLEMENTS	1984	3,845
TOM CLEMENTS *	1987	4,686

PASSING	YEAR	YDS
KHARI JONES *	2001	4,545
KHARI JONES *	2002	5,334
KEVIN GLENN *	2007	5,114
RECEIVING	YEAR	YDS
NEILL ARMSTRONG	1951	1,024
BUD GRANT	1953	922
BUD GRANT	1956	970
ERNIE PITTS	1957	683
ERNIE PITTS *	1959	1,126
FARRELL FUNSTON *	1961	892
JIM THORPE	1971	1,436
TOM SCOTT	1977	1,079
JAMES MURPHY *	1986	1,746
JAMES MURPHY	1988	1,409
GERALD WILCOX	1993	1,340
GERALD WILCOX	1994	1,624
MILT STEGALL *	1997	1,616
MILT STEGALL	1999	1,193
MILT STEGALL	2000	1,499
MILT STEGALL *	2002	1,896
TERRENCE EDWARDS	2007	1,280
TERRENCE EDWARDS	2010	1,380
RUSHING	YEAR	YDS
TOM CASEY	1950	637
MACK HERRON *	1972	1,527
JIM WASHINGTON *	1976	1,277
JIM WASHINGTON *	1977	1,262
WILLIAM MILLER	1982	1,076
WILLARD REAVES	1983	898
WILLARD REAVES *	1984	1,733
WILLARD REAVES *	1985	1,323
WILLARD REAVES *	1987	1,471
ROBERT MIMBS *	1990	1,341
ROBERT MIMBS *	1991	1,769
M.RICHARDSON *	1992	1,153
M.RICHARDSON *	1993	925
CHARLES ROBERTS	2002	1,162
CHARLES ROBERTS *	2003	1,554
CHARLES ROBERTS	2004	1,522
CHARLES ROBERTS *	2005	1,624
CHARLES ROBERTS *	2006	1,609
CHARLES ROBERTS	2007	1,379
FRED REID	2009	1,371
FRED REID *	2010	1,396
CHAD SIMPSON	2012	1,039
ANDREW HARRIS *	2017	1,035
ANDREW HARRIS *	2018	1,390
PUNTING AVG	YEAR	YDS
CHARLIE SHEPARD	1958	44.2
CHARLIE SHEPARD	1959	43.2
CHARLIE SHEPARD *	1960	44.8
ED ULMER	1968	43.0
ED ULMER	1969	40.8
WALT MCKEE	1973	44.2
WALT MCKEE	1974	41.8
BERNIE RUOFF	1976	45.1
BOB CAMERON *	1988	44.0
BOB CAMERON	1989	42.4
BOB CAMERON	1990	42.0
JON RYAN *	2005	50.6
MIKE RENAUD	2013	43.9

INTERCEPTIONS	YEAR	INTS
TOM CASEY	1953	7
KEN PLOEN *	1959	10
HENRY JANZEN	1965	7
PETE RIBBINS	1972	9
MERV WALKER	1976	7
MERV WALKER	1977	6
ROD HILL *	1989	12
ROY BENNETT *	1987	13
LESS BROWNE	1990	14
LESS BROWNE	1991	10
DARRYL SAMPSON	1993	6
JURAN BOLDEN *	2000	6
LENNY WALLS	2009	7
JOVON JOHNSON *	2011	8
JOHNNY ADAMS *	2015	6
MAURICE LEGGETT *	2016	7
QB SACKS	YEAR	QS
TONY NORMAN	1985	14
ANGELO SNIPES	1996	15
GAVIN WALLS	2006	11
GAVIN WALLS	2008	10
PHILLIP HUNT *	2010	16
ODELL WILLIS *	2011	13
ALEX HALL	2013	15
J.WESTERMAN	2015	17
DEF TACKLES	YEAR	DT
GREG BATTLE	1989	108
K.D. WILLIAMS	1996	102
BARRIN SIMPSON *	2006	110
KO RETURNS	YEAR	YDS
GEORGE MCPHAIL	1951	454
LEO LEWIS	1957	854
LEO LEWIS *	1963	796
LEO LEWIS *	1964	768
DAVE RAIMY *	1965	635
DAVE RAIMY *	1967	744
DAVE RAIMY *	1968	930
MACK HERRON *	1971	1,019
TOM SCOTT	1974	752
VINCE PHASON	1978	796
ERIC BLOUNT *	1998	1,695
ALBERT JOHNSON *	2000	1,506
CHARLES ROBERTS	2001	981
KEITH STOKES *	2004	1,112
WILL FORD	2013	1,047
QUINCY MCDUFFIE *	2016	1,165
PUNT RETURNS	YEAR	YDS
GERRY JAMES	1952	517
GORD ROWLAND	1954	435
GORD ROWLAND	1957	428
HENRY JANZEN *	1959	499
HENRY JANZEN *	1961	394
PAUL BENNETT	1981	892
PAUL BENNETT	1982	845
PAUL BENNETT	1983	890
ERIC BLOUNT *	1998	1,051
CHARLES ROBERTS *	2001	782
KEITH STOKES *	2004	949
ALBERT JOHNSON *	2006	810

NOTE: * CFL LEADER

PLAYOFF TEAM RECORDS - SINCE 1933

TEAM	GP	W	L	T	PF	PA	MOST RECENT
HOME	77	48	21	2	1,295	819	2011 (W 19-3 V HAM)
AWAY	53	22	31	0	856	1,012	2007 (W 19-9 AT TOR)
B.C. LIONS	7	2	5	0	161	167	2002 (W 30-3)
CALGARY STAMPEDERS	19	13	5	1	301	222	1982 (W 24-3)
EDMONTON	36	17	19	0	630	610	2008 (L 21-29)
HAMILTON TIGER-CATS	7	6	1	0	193	108	2011 (W 19-3)
MONTREAL ALOUETTES	2	1	1	0	48	57	2007 (W 24-22)
OTTAWA ROUGH RIDERS	2	2	0	0	52	24	1994 (W 26-16)
REGINA-SASKATCHEWAN ROUGHRIDERS	24	11	12	1	351	359	2003 (L 21-37)
TORONTO ARGONAUTS	8	4	4	0	129	149	2007 (W 19-9)
OTHER TEAMS	19	14	5	0	286	135	1995
TOTAL: 1933-2012	124	70	52	2	2,151	1,831	

SINGLE GAME RECORDS

TEAM	WPG	GAME	OPP	GAME
MOST POINTS, GAME	59	WPG VS HAM, NOV 22/92	68	EDM VS WPG, NOV 10/96
MOST POINTS, HALF	37	WPG VS HAM, NOV 22/92 (1ST)	37	EDM VS WPG, NOV 10/96 (2ND)
MOST POINTS, QUARTER	24	WPG AT EDM, NOV 14/53 (4TH)	25	SSK VS WPG, NOV 8/75 (2ND)
MARGIN OF VICTORY	+48	WPG VS HAM, NOV 22/92 (59-11)	-61	EDM VS WPG, NOV 10/96
MOST TOUCHDOWNS	7	(3X) WPG VS EDM, NOV 4/84	9	EDM VS WPG, NOV 10/96
MOST CONVERTS (1-PT)	7	(2X) WPG VS EDM, NOV 4/84	9	EDM VS WPG, NOV 10/96
MOST FIELD GOALS	6	WPG VS OTT, NOV 13/94	4	MANY TIMES
MOST SINGLES	6	WPG VS EDM, NOV 22/58	8	TOR VS WPG, DEC 2/33
FIRST DOWNS	30	WPG VS EDM, NOV 12/17	30	EDM VS WPG, NOV 17/02
YARDS RUSHING	316	WPG AT CGY, NOV 18/39	318	EDM AT WPG, NOV 11/55
YARDS PASSING	467	WPG VS EDM, NOV 13/83	405	SSK VS WPG, NOV 3/56
NET OFFENCE	569	WPG VS EDM, NOV 13/83	607	SSK VS WPG, NOV 3/56
NO OF RUSHES	63	WPG VS EDM, NOV 22/58	59	EDM VS WPG, NOV 23/57
TDS RUSHING	7	WPG VS SSK, OCT 28/53	3	MANY TIMES
PASS ATTEMPTS	51	WPG AT BAL, NOV 4/95	46	CGY AT WPG, NOV 9/80
PASS COMPLETIONS	36	WPG AT EDM, NOV 12/17	27	EDM AT WPG, NOV 8/08
COMPLETION PCT.	76.9	WPG VS TOR, NOV 18/07	78.9	SSK VS WPG, NOV 6/71
TD PASSES	4	WPG VS EDM, NOV 4/84	5	EDM VS WPG, NOV 10/96
INTERCEPTIONS THROWN	5	(2X) WPG AT BC, NOV 17/85	8	SSK AT WPG, OCT 28/53
FUMBLES	10	WPG VS CGY, NOV 9/40	7	(3X) LATEST: OTT AT WPG, NOV 10/91
FUMBLES LOST	4	MANY TIMES	6	EDM AT WPG, NOV 13/50
FIELD GOAL ATTEMPTS	7	WPG VS OTT, NOV 13/94	7	BC VS WPG, NOV 12/77
AVERAGE PUNT	51.6	WPG VS CGY, NOV 24/62	54.0	BC VS WPG, NOV 11/84
QB SACKS	9	WPG VS HAM, NOV 22/92	7	(2X) LATEST: EDM VS WPG, NOV 10/96

INDIVIDUAL	WPG	PLAYER	GAME
TOTAL POINTS	30	LORNE BENSON	WPG VS SSK, OCT 28/53
	23	TROY WESTWOOD	WPG VS HAM, NOV 22/92
TOUCHDOWNS	6	LORNE BENSON	WPG VS SSK, OCT 28/53
FIELD GOALS	6	TROY WESTWOOD	WPG VS OTT, NOV 13/94
TDS RECEIVING	2	MANY TIMES: LATEST WESTON DRESSLER	WPG VS EDM, NOV 12/17
TDS RUSHING	6	LORNE BENSON	WPG VS SSK, OCT 28/53
NO OF RUSHES	33	MICHAEL RICHARDSON	WPG VS HAM, NOV 22/92
YARDS RUSHING	227	MICHAEL RICHARDSON	WPG VS HAM, NOV 22/92
NO OF RECEPTIONS	9	WESTON DRESSLER	WPG VS EDM, NOV 12/17
YARDS RECEIVING	189	KEN NEILSEN	WPG AT CGY, NOV 20/65
YARDS PASSING	445	TOM CLEMENTS	WPG VS EDM, NOV 13/83
PASS ATTEMPTS	51	REGGIE SLACK	WPG AT BAL, NOV 4/95
PASS COMPLETIONS	35	MATT NICHOLS	WPG VS EDM, NOV 12/17
COMPLETION PCT.	75.0	KEN PLOEN & TOM CLEMENTS	WPG V EDM, NOV 6/66; WPG V EDM, NOV 13/83
TD PASSES	4	TOM CLEMENTS	WPG VS EDM, NOV 4/84
LONGEST RUSH	77	JIM WASHINGTON	WPG VS EDM, NOV 13/83
LONGEST COMPLETION	109	KEN PLOEN TO KEN NEILSEN	WPG AT CGY, NOV 20/65

ALL-TIME GREY CUP RESULTS

YEAR	#	DATE	SITE	WINNER		RUNNER-UP	
1935	23	DEC 7	HAMILTON	WINNIPEG 'PEGS	18	HAMILTON TIGERS	12
1937	25	DEC 11	TORONTO	TORONTO ARGONAUTS	4	WINNIPEG BLUE BOMBERS	3
1938	26	DEC 10	TORONTO	TORONTO ARGONAUTS	30	WINNIPEG BLUE BOMBERS	7
1939	27	DEC 9	OTTAWA	WINNIPEG BLUE BOMBERS	8	OTTAWA ROUGH RIDERS	7
1941	29	NOV 29	TORONTO	WINNIPEG BLUE BOMBERS	18	OTTAWA ROUGH RIDERS	16
1942	30	DEC 5	TORONTO	TORONTO RCAF HURRICANES	8	WINNIPEG RCAF BOMBERS	5
1943	31	NOV 27	TORONTO	HAMILTON FLYING WILDCATS	23	WINNIPEG RCAF BOMBERS	14
1945	33	DEC 1	TORONTO	TORONTO ARGONAUTS	35	WINNIPEG BLUE BOMBERS	0
1946	34	NOV 30	TORONTO	TORONTO ARGONAUTS	28	WINNIPEG BLUE BOMBERS	6
1947	35	NOV 29	TORONTO	TORONTO ARGONAUTS	10	WINNIPEG BLUE BOMBERS	9
1950	38	NOV 25	TORONTO	TORONTO ARGONAUTS	13	WINNIPEG BLUE BOMBERS	0
1953	41	NOV 28	TORONTO	HAMILTON TIGER-CATS	12	WINNIPEG BLUE BOMBERS	6
1957	45	NOV 30	TORONTO	HAMILTON TIGER-CATS	32	WINNIPEG BLUE BOMBERS	7
1958	46	NOV 29	VANCOUVER	WINNIPEG BLUE BOMBERS	35	HAMILTON TIGER-CATS	28
1959	47	NOV 28	TORONTO	WINNIPEG BLUE BOMBERS	21	HAMILTON TIGER-CATS	7
1961	49	DEC 2	TORONTO	WINNIPEG BLUE BOMBERS	21	HAMILTON TIGER-CATS	14
1962	50	DEC 1	TORONTO	WINNIPEG BLUE BOMBERS	28	HAMILTON TIGER-CATS	27
1965	53	NOV 27	TORONTO	HAMILTON TIGER-CATS	22	WINNIPEG BLUE BOMBERS	16
1984	72	NOV 18	EDMONTON	WINNIPEG BLUE BOMBERS	47	HAMILTON TIGER-CATS	17
1988	76	NOV 27	OTTAWA	WINNIPEG BLUE BOMBERS	22	B.C. LIONS	21
1990	78	NOV 25	VANCOUVER	WINNIPEG BLUE BOMBERS	50	EDMONTON ESKIMOS	11
1992	80	NOV 29	TORONTO	CALGARY STAMPEDEES	24	WINNIPEG BLUE BOMBERS	10
1993	81	NOV 28	CALGARY	EDMONTON ESKIMOS	33	WINNIPEG BLUE BOMBERS	23
2001	89	NOV 25	MONTREAL	CALGARY STAMPEDEES	27	WINNIPEG BLUE BOMBERS	19
2007	95	NOV 25	TORONTO	SASKATCHEWAN ROUGHRIDERS	23	WINNIPEG BLUE BOMBERS	19
2011	99	NOV 27	VANCOUVER	B.C. LIONS	34	WINNIPEG BLUE BOMBERS	23

ALL-TIME GREY CUP SUMMARY

RECORD	G	W	L	PCT	PF	PA	LAST
OVERALL: 1935 - 2018	26	10	16	.385	435	518	2011
RECORD BY PERIOD							
'PEGS (1935)	1	1	0	1.000	18	12	1935
RCAF BOMBERS (1942-43)	2	0	2	.000	19	31	1943
BLUE BOMBERS (1936-41, 1945-18)	23	9	14	.391	398	475	2011

PLAYERS APPEARING IN FOUR OR MORE GREY CUPS

PLAYER	YEARS	GP	PTS	PLAYER	YEARS	GP	PTS
MCCANCE, CHES	37 38 39 41 42 43 45	7	10	TINSLEY, BUDDY	50 53 57 58 59	5	0
WILSON, MEL	38 39 41 42 45 46 47	7	5	AHOFF, ERNIE	42 43 46 47	4	0
CAMERON, BOB	84 88 90 92 93 01	6	2	BLACK, DAVID	88 90 92 93	4	0
CERETTI, BILL	35 37 38 39 46 47	6	0	CHIKOWSKI, CHICK	41 42 43 46	4	0
GRAY, HERB	57 58 59 61 62 65	6	0	FUNSTON, FARRELL	59 61 62 65	4	0
LEWIS, LEO	57 58 59 61 62 65	6	18	GELLER, NORM	43 45 46 47	4	0
MOGUL, LOU	35 37 38 39 41 42	6	0	IRVING, BUD	45 46 47 50	4	0
PATRICK, STEVE	53 57 58 59 61 62	6	0	JANZEN, HENRY	59 61 62 65	4	0
PIPER, CORNELL	57 58 59 61 62 65	6	0	KABAT, GREG	35 37 38 39	4	15
PITTS, ERNIE	57 58 59 61 62 65	6	6	LEAR, LES	39 41 42 43	4	0
PLOEN, KEN	57 58 59 61 62 65	6	7	LUCID, SYLVESTER	37 43 45 47	4	0
RAUHAUS, NORM	57 58 59 61 62 65	6	6	LUDWIG, RUBE	41 42 43 45	4	0
DRUXMAN, GEORGE	57 58 59 61 62	5	0	MANNERS, JACK	41 42 45 46	4	0
HANSON, FRITZ	35 37 38 39 41	5	5	MCFADYEN, CLIFF	41 42 43 45	4	0
JAMES, GERRY	53 57 59 61 62	5	28	MEADMORE, RON	57 58 59 61	4	0
LATOURELLE, RON	57 58 59 61 62	5	0	NICKLIN, JEFF	35 37 38 39	4	0
LUINING, CEC	57 58 59 61 62	5	0	POTTER, RICK	58 59 61 62	4	0
MARQUARDT, BUD	35 37 38 39 41	5	10	ROWLAND, GORD	57 58 59 61	4	0
MIKAWOS, STAN	84 88 90 92 93	5	6	SAMPSON, DARRYL	88 90 92 93	4	0
MILLER, NICK	57 58 59 61 62	5	0	SHEPARD, CHARLIE	57 58 59 62	4	29
PESCHEL, HERB	35 37 38 39 41	5	0	VIDRUK, KAS	45 46 47 53	4	0
RIGNEY, FRANK	58 59 61 62 65	5	0	WALBY, CHRIS	84 90 92 93	4	0
ROSEBOROUGH, C	35 37 38 41 42	5	0	WARREN, GAR	58 59 61 62	4	0
SAVOIE, ROGER	57 58 59 61 62	5	0	WESTWOOD, TROY	92 93 01 07	4	29
SHORE, NATE	41 42 43 45 46	5	0				

HEAD COACHING RECORDS

HEAD COACH	YEARS	REGULAR SEASON						PLAYOFFS			
		YRS	G	W	L	T	G	W	L	T	
FRED RITTER	1930	1	4	0	4	0	0				
PETE BARNES & JACK MILLIDGE	1931	1	4	1	3	0	0				
CARL CRONIN	1932 - 1933	2	7	3	3	1	4	3	1	0	
GREG KABAT	1934	1	2	2	0	0	1	0	1	0	
BOB FRITZ	1935 - 1937	3	19	12	6	1	6	4	2	0	
REG THRELFALL	1938 - 1941	4	36	28	8	0	10	8	2	0	
BERT WARWICK	1945	1	0				1	1	0		
JACK WEST	1946 - 1948	3	28	13	15	0	5	4	1	0	
FRANK LARSON	1949 - 1950	2	28	12	16	0	3	2	1	0	
GEORGE TRAFTON	1951 - 1953	3	46	28	17	1	10	5	5	0	
ALLIE SHERMAN	1954 - 1956	3	48	24	22	2	11	4	6	1	
BUD GRANT	1957 - 1966	10	160	102	56	2	25	16	8	1	
JOE ZALESKI	1967 - 1969	3	48	10	37	1	0				
JIM SPAVITAL	1970 - 1973	4	64	23	39	2	2	0	2	0	
BUD RILEY	1974 - 1977	4	64	34	28	2	3	0	3	0	
RAY JAUCH	1978 - 1982	5	80	45	35	0	6	2	4	0	
CAL MURPHY	1983 - 1986, 1993 - 1996	8	138	86	51	1	12	6	6	0	
MIKE RILEY	1987 - 1990	4	72	40	32	0	6	4	2	0	
DARRYL ROGERS	1991	1	18	9	9	0	2	1	1	0	
URBAN BOWMAN	1992	1	18	11	7	0	1	1	0	0	
JEFF REINEBOLD	1997 - 1998	2	32	6	26	0	0				
GARY HOFFMAN	1998	1	4	1	3	0	0				
DAVE RITCHIE	1999 - 2004	6	97	52	44	1	6	3	3	0	
JIM DALEY	2004 - 2005	2	29	10	19	0	0				
DOUG BERRY	2006 - 2008	3	54	27	26	1	4	2	2	0	
MIKE KELLY	2009	1	18	7	11	0	0				
PAUL LAPOLICE	2010 - 2012	3	44	16	28	0	1	1	0	0	
TIM BURKE	2012 - 2013	2	28	7	21	0	0				
MIKE O'SHEA	2014 - 2018	5	90	45	45	0	4	1	3	0	
PLUS - SERVICE ERA:											
REG THRELFALL	1942 TO 1943	2									
BERT WARWICK	1945	1									

GENERAL MANAGER	YEARS	YRS
JOE RYAN	1931 - 1944	14
LOU ADELMAN	1945	1
GORD BIEBER	1946 - 1947	2
BILL BOIVIN	1955 - 1957	3
JIM AUSLEY	1958 - 1964	7
BUD GRANT	1965 - 1966	2
JOE ZALESKI	1967	1
EARL LUNSFORD	1968 - 1982	15
CAL MURPHY	1983 - 1996	14

GENERAL MANAGER	YEARS	YRS
JEFF REINEBOLD	1997 - 1998	2
KEN BISHOP	1999	1
LYLE BAUER	2000 - 2001	2
DAVE RITCHIE	2002 - 2003	2
BRENDAN TAMAN	2004 - 2008	5
MIKE KELLY	2009	1
JOE MACK	2010 - 2013	4
KYLE WALTERS	2013 - PRESENT	7

ALL-TIME LEADERS

MOST WINS	YEARS	YRS	G	W	L	T	PCT
BUD GRANT	1957 - 1966	10	160	102	56	2	.644
CAL MURPHY	1983 - 1986, 1993 - 1996	8	138	86	51	1	.627
DAVE RITCHIE	1999 - 2004	6	97	52	44	1	.542
RAY JAUCH	1978 - 1982	5	80	45	35	0	.563
MICHAEL O'SHEA	2014 - 2018	5	72	45	45	0	.500

WINNING PERCENTAGE	YEARS	YRS	G	W	L	T	PCT
REG THRELFALL	1938 - 1941	4	36	28	8	0	.778
BOB FRITZ	1935 - 1937	3	19	12	6	1	.658
BUD GRANT	1957 - 1966	10	160	102	56	2	.644
CAL MURPHY	1983 - 1986, 1993 - 1996	8	138	86	51	1	.627
GEORGE TRAFTON	1951 - 1953	3	46	28	17	1	.620

BLUE BOMBERS SERVICE LEADERS

- 7+ SEASONS

7+ SEASONS				
PLAYER	UNI #	YR	GM	PLAYED
ADELMAN, LOU	1	9	25	30-37, 39
BASTAJA, NICK	65	9	143	80-88
BATTLE, GREG	34	9	136	87-93, 97-98
BAUER, LYLE	59	10	161	82-91
BLACK, DAVID	51	11	167	85-95
BONK, JOHN	43	13	195	73-85
BROCK, DIETER	5	10	149	74-83
BROWN, DOUG	97	11	188	01-11
BURKHOLDER, DAVE	52	7	98	58-64
CAMERON, BOB	6	23	394	80-02
CERETTI, BILL	6/55/39	16	71	31-41, 45-49
CVETKOVIC, CHRIS	35/19/50	11	140	03-13
DAIGLE, PERCY	29	7	30	34-40
DENMARK, CLARENCE	89	7	117	11-17
DRUXMAN, GEORGE	43	9	111	55-63
FRANK, BILL	64	8	107	69-76
FUNSTON, FARRELL	71	8	74	59-66
GARZA, SAMMY	9	7	78	89-95
GRAY, HERB	53	10	156	56-65
GRAY, MIKE	52	7	107	87-93
HAILEY, KEN	24	9	114	83-91
HAMELIN, ROGER	61	9	128	61-69
HANSON, FRITZ	10/40	8	48	35-41, 45
HARRISON, CHUCK	67	7	80	68-74
HEIGHTON, JIM	58	9	141	70-78
HOCKING, DOUG	38	8	120	95-02
HOUSE, RICK	31/16	9	141	79-84, 89-91
JAMES, GERRY	98/28	12	135	52-63
JANZEN, HENRY	12/32	7	103	59-65
JONES, TYRONE	35	8	134	83-87, 89-91
KABAT, GREG	34/21	8	50	33-40
KENNERD, TREVOR	3	12	188	80-91
KORCHAK, BUD	34/86/96	8	82	49-56
KOTOWICH, ED	56	7	99	55-61
KUSHNER, EDDIE	42/22	9	29	33-41
LAKUSIAK, GENE	31	7	102	68-74
LAROSE, BOB	71/77	7	111	70-76
LATOURELLE, RON	31/87/17	10	127	55-64
LEAR, LES	41/66/36	7	30	37-43
LEWIS, LEO	99/29	12	161	55-66
LIEBROCK, CHUCK	62/54	8	112	70-77
LOGAN, IAN	31	7	99	06-12
LUCID, SYLVESTER	5/24/34	8	24	37,40, 42-48
LUNING, CEC	73/57	10	110	54-63
MACNEIL, BRETT	57	10	151	92-97, 99-02
MANNERS, JACK	16	7	35	38-42, 45-46
MARQUARDT, BUD	24	7	54	35-41
MCCANCE, CHES	34/30	8	40	37-43, 45
MEADMORE, RON	78/74	7	48	55-61
MIKAWOS, STAN	77	15	220	82-96
MILLER, NICK	24/94/93	11	127	54-64
MILLER, WADE	34/54	11	159	95-05
MINNICK, PHIL	54/56/52	7	87	65-73

7+ SEASONS				
PLAYER	UNI #	YR	GM	PLAYED
MOBBERLEY, HERB	11	7	35	33-39
MOGUL, LOU	14/23/44	11	57	32-42
MOLLE, BOB	64	7	99	86-92
MURPHY, JAMES	21	9	121	82-90
NICKLIN, JEFF	28	7	54	34-40
NORMAN, BUTCH	66/65	7	97	74-80
NORMAN, TONY	55	7	95	80-86
NORVACK, ED	65/61	7	59	47-52, 54
OOSTERHUIS, JON	77	9	143	02-10
PAHL, VERNON	54/74	8	146	80-85, 87-88
PASSMAN, ALLAN	38/37/61	7	57	45-49, 51-52
PATRICK, STEVE	64/53/66	13	172	52-64
PEARCE, KEITH	52/79	9	128	50-58
PEARCE, MATT	32	7	122	89-95
PESCHEL, HERB	13/43	7	43	35-41
PHASON, VINCE	9	7	107	76-82
PIPER, CORNEL	58/64	11	163	57-67
PITTS, ERNIE	77/10	13	194	57-69
PLOEN, KEN	89/11	11	136	57-67
POPLAWSKI, JOE	71	9	129	78-86
RANDOLPH, PAUL	36	7	110	89-95
RAUHAUS, NORM	70	12	185	56-67
RIGNEY, FRANK	67	10	153	58-67
ROBERTS, CHARLES	1	8	122	01-08
ROBSON, PAUL	43	9	142	64-72
ROSEBOROUGH, C	17/47	9	46	34-42
ROWLAND, GORD	97/29	11	163	54-64
SAMPSON, DARRYL	30	10	161	86-95
SAVOIE, ROGER	44/62	15	191	51-65
SHERIDAN, MATT	54	7	86	01-07
STEGALL, MILT	85	14	199	95-08
STODDARD, JAMIE	88	9	151	00-08
SWIFT, BOB	44	7	112	71-77
THOMAS, JAKE	95	7	118	12-18
THORSON, SHERWYN	55	7	91	62-68
TINSLEY, BUDDY	66/41/64	11	161	50-60
TOOGOOD, BOB	78/32	7	109	74-80
ULMER, ED	24	7	99	65-71
VACCHER, RON	40/70/72	8	104	48-55
VANKOUGHNETT, D	60	11	179	89, 91-00
VIDRUK, KAS	37/27/29 58/50/68	9	92	42, 45-47, 51-55
WALBY, CHRIS	63	16	249	81-96
WEST, JAMES	58	8	110	85-92
WESTWOOD, TROY	7/74	18	293	91-07, 09
WHISLER, BILL	66	8	108	62-69
WILSON, MEL	37/7/24	9	51	37-42, 45-47

ALL-TIME GREY CUP ROSTER

PLAYERS APPEARING IN TWO OR MORE GREY CUPS FOR THE 'PEGS AND BLUE BOMBERS

PLAYER	YEARS	GP	PTS	PLAYER	YEARS	GP	PTS
MCCANCE, CHES	37 38 39 41 42 43 45	7	10	DELVEAUX, JACK	59 61 62	3	1
WILSON, MEL	38 39 41 42 45 46 47	7	5	DRAPER, KEN	41 45 46	3	0
CAMERON, BOB	84 88 90 92 93 01	6	2	FRITZ, BOB	35 37 42	3	0
CERETTI, BILL	35 37 38 39 46 47	6	0	GAINOR, MARTIN	38 39 46	3	0
GRAY, HERB	57 58 59 61 62 65	6	0	GARZA, SAMMY	90 92 93	3	6
LEWIS, LEO	57 58 59 61 62 65	6	18	HAILEY, KEN	84 88 90	3	0
MOGUL, LOU	35 37 38 39 41 42	6	0	HAMELIN, ROGER	61 62 65	3	0
PATRICK, STEVE	53 57 58 59 61 62	6	0	HATSKIN, BEN	38 39 41	3	0
PIPER, CORNELL	57 58 59 61 62 65	6	0	HATZIOANNOU, L	88 90 93	3	0
PITTS, ERNIE	57 58 59 61 62 65	6	6	HILL, ROD	88 90 92	3	0
PLOEN, KEN	57 58 59 61 62 65	6	7	HOOD, HARRY	45 46 47	3	0
RAUHAUS, NORM	57 58 59 61 62 65	6	6	IANNONE, BERT	45 46 47	3	0
DRUXMAN, GEORGE	57 58 59 61 62	5	0	JAMES, EDDIE	35 37 38	3	0
HANSON, FRITZ	35 37 38 39 41	5	5	KENNERD, TREVOR	84 88 90	3	43
JAMES, GERRY	53 57 59 61 62	5	28	KOTOWICH, ED	58 59 61	3	0
LATOURELLE, RON	57 58 59 61 62	5	0	MACNEILL, BRETT	92 93 01	3	0
LUINING, CEC	57 58 59 61 62	5	0	MOBBERLEY, HERB	35 37 38	3	0
MARQUARDT, BUD	35 37 38 39 41	5	10	MOLLE, BOB	88 90 92	3	0
MIKAWOS, STAN	84 88 90 92 93	5	6	NAIRN, BILL	37 38 39	3	0
MILLER, NICK	57 58 59 61 62	5	0	PEARCE, KEITH	53 57 58	3	0
PESCHEL, HERB	35 37 38 39 41	5	0	PEARCE, MATT	90 92 93	3	0
RIGNEY, FRANK	58 59 61 62 65	5	0	RANDOLPH, PAUL	90 92 93	3	0
ROSEBOROUGH, CLIFF	35 37 38 41 42	5	0	SHELEY, WAYNE	39 41 42	3	0
SAVOIE, ROGER	57 58 59 61 62	5	0	STEVENSON, ART	37 38 39	3	2
SHORE, NATE	41 42 43 45 46	5	0	WEST, JAMES	88 90 92	3	0
TINSLEY, BUDDY	50 53 57 58 59	5	0	ADELMAN, LOU	35 37	2	0
AHOFF, ERNIE	42 43 46 47	4	0	ALLEN, MICHAEL	88 90	2	0
BLACK, DAVID	88 90 92 93	4	0	ALPHIN, GERALD	92 93	2	6
CHIKOWSKI, CHICK	41 42 43 46	4	0	BASTAJA, NICK	84 88	2	0
FUNSTON, FARRELL	59 61 62 65	4	0	BAUER, LYLE	88 90	2	0
GELLER, NORM	43 45 46 47	4	0	BIEBER, ANDY	38 39	2	5
IRVING, BUD	45 46 47 50	4	0	BOIVIN, BILL	38 39	2	0
JANZEN, HENRY	59 61 62 65	4	0	BOOKER, VAUGHN	92 93	2	0
KABAT, GREG	35 37 38 39	4	15	BORDER, BERT	43 45	2	0
LEAR, LES	39 41 42 43	4	0	BRANIGAN, ANDY	42 43	2	0
LUCID, SYLVESTER	37 43 45 47	4	0	BROWN, AARON	84 88	2	0
LUDWIG, RUBE	41 42 43 45	4	0	CASEY, TOMMY	50 53	2	0
MANNERS, JACK	41 42 45 46	4	0	CRIFO, ROB	90 92	2	0
MCFADYEN, CLIFF	41 42 43 45	4	0	CVETKOVIC, CHRIS	07 11	2	0
MEADMORE, RON	57 58 59 61	4	0	DANIELS, WILF	41 45	2	0
NICKLIN, JEFF	35 37 38 39	4	0	DZIKOWICZ, JASON	92 93	2	0
POTTER, RICK	58 59 61 62	4	0	EDWARDS, TERRENCE	07 11	2	0
ROWLAND, GORD	57 58 59 61	4	0	EVANS, BOBBY	92 93	2	0
SAMPSON, DARRYL	88 90 92 93	4	0	EVENSON, LLOYD	41 45	2	0
SHEPARD, CHARLIE	57 58 59 62	4	29	FOUBISTER, JIM	42 45	2	0
VIDRUK, KAS	45 46 47 53	4	0	FOWLER, DELBERT	84 88	2	0
WALBY, CHRIS	84 90 92 93	4	0	GILLIAM, FRANK	57 58	2	0
WARREN, GAR	58 59 61 62	4	0	GORRELL, MILES	92 93	2	0
WESTWOOD, TROY	92 93 01 07	4	29	HARRIS, SLUSH	35 37	2	0
BADGER, HARRY	38 39 47	3	0	HINEY, DON	46 47	2	4
BATTLE, GREG	90 92 93	3	6	HOBERT, BOB	57 58	2	0
BENJAMIN, NICK	90 92 93	3	0	HOBSON, ELTON	45 47	2	0
BILICKI, WALT	57 58 59	3	0	HOUSE, RICK	84 90	2	6
BOIVIN, LLOYD	41 42 45	3	5	HUDSON, WARREN	90 92	2	12
BROWN, DOUG	01 07 11	3	0	HUMENIUK, ROD	61 62	2	0
BURKHOLDER, DAVE	58 59 62	3	0	JACOBS, JACK	50 53	2	0

PLAYERS APPEARING IN TWO OR MORE GREY CUPS FOR THE 'PEGS AND BLUE BOMBERS'

PLAYER	YEARS	GP	PTS	PLAYER	YEARS	GP	PTS
JOHNSTON, HARRY	42 45	2	6	ROBERTS, CHARLES	01 07	2	0
JONES, TYRONE	84 90	2	0	RODEHUTSKORS, S	88 90	2	0
KOBRINSKY, TUBBER	35 37	2	0	ROGERS, BRENDAN	92 93	2	0
KORCHAK, BUD	50 53	2	6	SHERIDAN, MATT	01 07	2	6
KUSHNER, ED	35 38	2	0	SMITH, DON	46 47	2	0
LAKE, JOHNNY	42 43	2	0	SMITH, DONALD	92 93	2	0
LAVITT, SAMMY	42 43	2	0	SOKOL, ANDY	50 53	2	0
LEDYARD, HAL	61 62	2	6	STEGALL, MILT	01 07	2	0
MCMANUS, DANNY	90 92	2	0	STODDARD, JAMIE	01 07	2	0
MCPHERSON, JIM	50 53	2	0	THORNTON, DICK	62 65	2	0
MUDGE, DAVE	01 05	2	0	THORSON, SHERWYN	62 65	2	0
MURPHY, JAMES	84 88	2	0	TSANGARIS, CHRIS	92 93	2	0
OJA, BERT	35 37	2	0	VANKOUGHNETT, D	92 93	2	0
PAHL, VERNON	84 88	2	0	WILEY, AL	50 53	2	0
PASSMAN, ALLAN	46 47	2	0	WINEY, KEN	88 90	2	0
RICHARDSON, MIKE	92 93	2	6				

SINGLE GAME RECORDS

TEAM	WPG	GAME	INDIVIDUAL	WPG	PLAYER	GAME
MOST POINTS, GAME	50	1990 V EDM	TOTAL POINTS	22	JIM VAN PELT	1958 V HAM
MOST POINTS, HALF	40	1990 V EDM	TOUCHDOWNS	2	MANY PLAYERS	
MOST POINTS, QUARTER	28	1990 V EDM	FIELD GOALS	4	TREVOR KENNERD	1984, 1988
MOST TOUCHDOWNS	6	1990 V EDM	MOST CONVERTS 1-PT	6	TREVOR KENNERD	1990 V EDM
MOST CONVERTS 1-PT	6	1990 V EDM	TDS RECEIVING	1	MANY PLAYERS	
MOST FIELD GOALS	4	1984, 1988	TDS RUSHING	2	WILLARD REAVES	1984 V HAM
FIRST DOWNS	27	1984 V EDM	NO OF RUSHES	18	ROGER HAGBERG	1961 V HAM
YARDS RUSHING	295	1961 V HAM	YARDS RUSHING	120	CHARLIE SHEPARD	1958 V HAM
YARDS PASSING	367	1990 V EDM	NO OF RECEPTIONS	10	NEILL ARMSTRONG	1953 V HAM
NET OFFENCE	515	1961 V HAM	YARDS RECEIVING	165	JAMES MURPHY	1988 V BC
NO OF RUSHES	56	1961 V HAM	YARDS PASSING	357	JACK JACOBS	1953 V HAM
PASS ATTEMPTS	48	1953 V HAM	PASS ATTEMPTS	48	JACK JACOBS	1953 V HAM
PASS COMPLETIONS	31	1953 V HAM	PASS COMPLETIONS	31	JACK JACOBS	1953 V HAM
COMPLETION PCT.	71.9	1984 V EDM	TD PASSES	3	TOM BURGESS	1990 V EDM
TD PASSES	4	1990 V EDM	LONGEST RUSH	47	CHARLIE SHEPARD	1958 V HAM
INTERCEPTIONS THROWN	3	2007 V SSK	LONGEST PASS	71	SALISBURY-MURPHY	1988 V BC
FUMBLES	8	1957 V HAM				
FUMBLES LOST	6	1957 V HAM				
QB SACKS	6	1961 V HAM				

LEADING GREY CUP SCORERS

PLAYER	YEARS	G	TD	C-1	C-2	FG	S	PTS
KENNERD, TREVOR	84 88 90	3	0	12	0	10	1	43
SHEPARD, CHARLIE	57 58 59 62	4	4	0	---	0	5	29
WESTWOOD, TROY	92 93 01 07	4	0	6	0	7	2	29
JAMES, GERRY	53 57 59 61 62	5	2	8	---	3	0	28
VAN PELT, JIM	58	1	2	4	---	2	0	22
LEWIS, LEO	57 58 59 61 62 65	6	3	0	---	0	0	18
KABAT, GREG	35 37 38 39	4	1	0	---	2	4	15

LEADING GREY CUP RUSHERS

PLAYER	NO	YDS	AVG	LG	TD	PLAYER	NO	YDS	AVG	LG	TD
LEWIS, LEO	74	356	4.8	36	2	PITTS, ERNIE	20	361	18.1	41	1
PLOEN, KEN	34	221	6.5	41	1	MURPHY, JAMES	8	218	27.3	71	1
JAMES, GERRY	54	205	3.8	15	2	STEGALL, MILT	12	203	16.9	42	1
SHEPARD, CHARLIE	31	169	5.5	47	3	FUNSTON, FARRELL	10	175	17.5	41	0

LEADING GREY CUP RECEIVERS

DRAFT PICKS - 1956 TO 2019

RD	#	PLAYER	POS/SCHOOL
1956			
1	6	JOHN BODRUG	OG TORONTO
2	15	BILL TURCHON	OG WESTERN
3	24	HARRY WILSON	QB TORONTO
4	33	JIM ROWNEY	OG TORONTO
1957			
1	6	MURDY ARMSTRONG	HB MCGILL
2	15	RUSSELL TOMAN	DT QUEEN'S
3	24	DON KILLINGER	REC WESTERN
4	33	PAUL DINGLE	DE MCGILL
1958			
1	7	JOHN SANDELIUS	HB MCGILL
2	16	TOM WHITE	DT WESTERN
1959			
1	8	DUNCAN BRODIE	HB TORONTO
2	17	MORGAN DEVER	OG TORONTO
1963			
1	9	IAN MONTIETH	FB MCGILL
2	18	JOHN SHANSKI	HB MANITOBA
3	27	RAY WICKLUND	FB CALGARY
4	36	RON NEAR	DE TORONTO
1964			
1	3	JACK COWIN	DT WESTERN
2	12	BRIAN HAMERTON	FB SASKATCHEWAN
3	21	DICK WINTERMUTE	C ALBERTA
4	30	MIKE HENDERSON	DT MANITOBA
1965			
1	2	PAUL DESJARDINS	C OTTAWA
2	11	JOHN CROUCHMAN	HB QUEEN'S
3	20	BRIAN HAMERTON	FB SASKATCHEWAN
4	29	GUY POTVIN	HB QUEEN'S
5	38	KEN REKRUTIAK	FB MANITOBA
6	47	CLARENCE KACHMAN	HB ALBERTA
7	56	JOHN POUSTIE	MANITOBA
1966			
1	7	TOM FEASBY	HB MANITOBA
2	16	KRIS SCHMIDT	HB ALBERTA
3	25	JACK GREEN	DE MCMASTER
4	34	BOB AKMAN	FL MANITOBA
5	43	VINCE THOMPSON	HB OTTAWA
6	52	PETER HOWLETT	FB MCGILL
1967			
1	7	ED MOLSTAD	DE ALBERTA
2	16	BOB HOWARD	DE MCMASTER
3	25	HEINO LILLES	FB QUEEN'S
4	34	STEVE CARA	HB MANITOBA
5	43	LARRY FERGUSON	DE QUEEN'S
1968			
1	3	PIERRE GUINDON	DT OTTAWA
2	12	PETER FRANCIS	HB SASKATCHEWAN
3	21	JOHN BITCHOK	LB MANITOBA
4	30	JOHN SUTTON	C LOYOLA
5	39	PHIL PAYNE	DE WESTERN
6	48	RIVO ILVES	DB TORONTO
7	57	DON DESONTIS	FB MCGILL
8	66	LARRY SHIELDS	HB MANITOBA
1969			

RD	#	PLAYER	POS/SCHOOL
1	1	DOUG STRONG	HB WATERLOO-LUT
1	2	BOB MCLAREN	LB SIMON FRASER
2	10	GARY ROBINSON	DE SIMON FRASER
3	19	JIM JARDINE	LB SIMON FRASER
4	28	TERRY MCGOVERN	C OTTAWA
5	37	JIM WALKER	FL SASKATCHEWAN
6	46	DAN MCKIE	DE CARLETON
7	55	TERRY DOLAN	QB ST. FX
8	64	BRYCE BELL	DT ST. FX
1970			
TER PR		ALEX TOPPS	T TORONTO
1	7	BOB LAROSE	DE WESTERN
2	10	JOHN SENST	FL SIMON FRASER
2	14	RICK SUGDEN	DB SIMON FRASER
3	19	WAYNE POWELL	DE OTTAWA
4	28	JOHN STOREY	DB SASKATCHEWAN
5	37	LORNE PROKOPY	DB CALGARY
6	45	LAURENCE STOCKTON	LB MANITOBA
7	53	TERRY MOSS	DB MANITOBA
8	62	LEN SITTER	C BRANDON
1971			
TER PR		ED SEVELS	DT WATERLOO LUT
1	5	PETER RIBBINS	DB OTTAWA
1	7	BOB KRAEMER	QB MANITOBA
1	9	JOHN GAUTHIER	T OTTAWA
3	19	CLAY MCEVOY	RB SIMON FRASER
4	28	WALT MCKEE	K MANITOBA
5	37	STEVE HOWELL	DE WINDSOR
6	46	PAUL PADDON	DB OTTAWA
6	51	ROY PARKER	FL MANITOBA
7	55	BEN LABOVICH	DE CARLETON
7	59	ART ROCHETTE	QB QUEEN'S
8	63	IAN JUKES	OG UBC
9	68	DENNIS HRYCAIKO	HB MANITOBA
1972			
2	11	BRUCE MIATELLO	T MCMASTER
2	15	JON DELLANDREA	T TORONTO
3	23	REIN ENNO	C TORONTO
4	32	JOHN MORASH	DT WINDSOR
5	41	JAMIE HORNE	LB MANITOBA
6	49	MARIO NARDONE	DT CARLETON
7	58	MARK MILLEN	DE MANITOBA
8	65	BILL THOMPSON	DE QUEEN'S
9	69	DOUG COZAC	HB QUEEN'S
1973			
TER PR		PETER MULET	DB YORK
2	15	DALE POTTER	LB OTTAWA
3	24	NICK KANAKOS	DB SIMON FRASER
4	33	BRIAN WARRENDER	HB QUEEN'S
5	42	PAUL HILBORN	T SIMON FRASER
6	50	FRED CLARKE	OG WESTERN
7	58	TIM CROWE	T WINDSOR
8	66	BART EVANS	OG MANITOBA
9	73	DEAN SAMSON	DB MANITOBA
1974			
TER PR		GORDON PATERSON	RB MANITOBA

RD	#	PLAYER	POS/SCHOOL
TER PR		GLEN PERRIN	RB BEMIDJI STATE
3	19	DEREK FORBES	LB MCMASTER
4	28	DAVID SEMPLE	C SIMON FRASER
5	37	GEOFF SUTHERLAND	FB WATERLOO
7	55	RICK HOWSE	FB WATERLOO
8	64	CARL KNOVAC	DE BRIDGEPORT
9	72	JOHN MALUS	DE MANITOBA
1975			
TER PR		MEL BARCLAY	DE MANITOBA
TER PR		DOUG MACIVER	DT MANITOBA
1	1	STEVE SCULLY	T SYRACUSE
1	4	DON BOWMAN	DB WESTERN
1	8	BERNIE RUOFF	K SYRACUSE
3	21	MIKE MUNZAR	QB BISHOP'S
3	27	ALEX MORRIS	DB QUEEN'S
4	30	KEVIN SPINK	C WESTERN
5	39	JIM PETERS	DE GUELPH
6	47	WAYNE WAGNER	FB MANITOBA
7	55	DAVE PEARSON	DB MANITOBA
8	63	PETER SABISTAN	OG QUEEN'S
1976			
TER PR		TED MILIAN	OG MANITOBA
TER PR		RICK KOSWIN	WR MANITOBA
2	14	GORDON TAYLOR	QB WILFRID LAURIER
2	17	RON MIRONUCK	LB WHITWORTH
3	23	TIM MAITRE	WR MEMPHIS ST.
4	32	HENRY BOOY	DE UBC
5	41	WAYNE CHURCHILL	DE WINDSOR
6	50	GARY ANDERSON	DE CONCORDIA
7	59	CLAUDE RIOPELLE	DE WESTERN
8	68	BRUCE YOUNG	RB MANITOBA
9	77	BRIAN WAGNER	DE MANITOBA
10	85	MIKE KASHTY	TE MANITOBA
1977			
TER PR		GARY ROSOLOWICH	DB BOISE STATE
TER PR		LYALL WOZNESENSKY	DE SIMON FRASER
1	4	RAY HONEY	OT DRAKE
3	22	DUNCAN MACKINLAY	LB WESTERN
4	31	JAMIE BONE	QB WESTERN
5	40	J.MCCORQUINDALE	RB BYU
6	49	AL BOWNESS	RB MANITOBA
7	58	DOYLE MATHESON	DB CALGARY
8	67	PETER CAPOBIANCO	LB LIVINGSTON
9	76	GARY KRAHN	LB NORTH DAKOTA
10	85	WAYNE PARIZEAU	QB WILFRID LAURIER
1978			
TER PR		LEO EZERINS	TE WHITWORTH
TER PR		BERNIE MORRISON	LB MANITOBA
TER PR		TIM ALLAN	OG TORONTO
1	4	EVAN JONES	TE UBC
2	13	BOB STRACINA	WR ACADIA
3	22	VAUGHAN WRIGHT	RB GUELPH
4	31	JULIAN HANLON	OG OTTAWA
5	40	DAVE NEBER	DE UBC
6	49	STEVE DAVIS	DT BISHOP'S
7	58	GORD BONE	TE MANITOBA
8	65	DUANE HYSOP	QB MANITOBA
1979			
TER PR		RICK CHERNOFF	TE MANITOBA
TER PR		BILL YAWORSKY	DE MANITOBA

RD	#	PLAYER	POS/SCHOOL
1	5	RICK HOUSE	RB SIMON FRASER
2	14	JIM DZIEDZINA	TE SIMON FRASER
3	22	WALT PASSAGLIA	WR SIMON FRASER
3	23	DOUG BIGGERSTAFF	DE UBC
4	31	CHRIS BREWER	DE ACADIA
4	32	JIM MCHUGH	LB MCMASTER
5	41	BOB MCEACHERN	LB WEBER STATE
6	50	GERRY HATHERLY	LB MANITOBA
1980			
TER PR		GEORGE SEIDEL	OT MANITOBA
1	3	KEN CIANCONE	LB UTAH STATE
3	19	ROB BUNCE	DE SASKATCHEWAN
3	21	VERNON PAHL	OG P.E.I.
4	30	BRIAN PERKINS	OT SASKATCHEWAN
5	39	PETER MAMER	DE SASKATCHEWAN
6	48	MIKE DANESE	LB TORONTO
7	57	MIKE TOPOLOVEC	DE OTTAWA
1981			
TER PR		PERRY KURAS	OG NORTH DAKOTA
2	16	DAVE BROWN	WR ALBERTA
3	25	HUBERT WALSH	RB ACADIA
4	34	DICK RIGELHOF	LB NORTH DAKOTA
5	43	MARTIN PARDELL	RB ALBERTA
6	52	HUGH GOODMAN	DL ACADIA
7	61	PETER MARTELL	RB ST. FX
1982			
TER PR		MILSON JONES	RB NORTH DAKOTA
TER PR		STAN MIKAWOS	DT NORTH DAKOTA
2	15	DEREK FAGGIANI	DT SIMON FRASER
3	24	DAN BOWES	DE MCMASTER
4	33	DARRIN BOIVIN	DL MANITOBA
5	42	S.PAPACONSTANTINOU	LB TORONTO
6	51	MITCH KIESMAN	DE MANITOBA
1983			
TER PR		SCOTT OLIVER	LB MOOR. STATE
1	7	JASON RILEY	DE UBC
3	25	JOHN PITTS	LB WESTERN
4	34	PAT CANTNER	TE UBC
5	43	TODD TURNBULL	OG WILFRID LAURIER
6	52	FRED LYSEYKO	LB MANITOBA
7	61	DAVE BOWNESS	TE MANITOBA
8	70	DANNY JAKOBS	DB MANITOBA
1984			
TER PR		MIKE ETHIER	WR SO DAKOTA ST.
1	3	TREVOR WILLIAMS	DB YORK
2	16	RICHARD NEMETH	WR WESTERN
3	25	DAVID BLACK	OL WILFRID LAURIER
5	43	TOM HRECHKOSY	DT MANITOBA
6	52	DOUG PLOEN	DB NORTH DAKOTA
7	61	JAMES RYBACHUK	DL UBC
8	72	JIM STEVENS	DB MANITOBA
1985			
1	6	PAT LANGDON	TE TENNESSEE
1	9	BOB MOLLE	DE SIMON FRASER
2	18	DERRON VERNON	RB E.MICHIGAN
3	27	ROB PRODANOVIC	DL CALGARY
5	45	GLENN STEELE	RB UBC
6	54	GREG MILLER	LB CONCORDIA
7	61	DOUG CAMPBELL	LB ALBERTA
7	63	RANDY SAUNDERS	TE SIMON FRASER
8	72	RANDY FABI	WR WESTERN
9	81	RON ST.MARS	LB MANITOBA
1986			
1	7	BRIAN BELWAY	DL CALGARY
2	16	DARRYL SAMPSON	DB YORK
4	34	DAVID TAYLOR	TE SIMON FRASER

RD	#	PLAYER	POS/SCHOOL
5	40	IAN MCLELLAN	TE SIMON FRASER
6	52	TREVOR HOILETT	DB MANITOBA
7	61	CRAIG WATSON	OG CALGARY
8	70	JADRAN MLNARIVIC	K ST. FX
1987			
1	6	ANDREW MCCONNELL	DL ST. FX
2	15	SEAN ORR	OL UBC
3	19	JEFF JOHNSON	FB CORNELL
3	22	S.RODEHUTSKORS	OL CALGARY
3	24	MATT MCLEOD	K OREGON
4	33	ROB PAVAN	LB GUELPH
5	42	GUS ALEVIZOS	OL GUELPH
6	51	JOHN SUTTON	RB MCMASTER
7	60	ALLAN LEKUN	C MCGILL
8	69	PETE RILEY	QB LIVINGSTON
1988			
1	3	DAN WICKLUM	LB GUELPH
1	5	RYAN HANSON	RB SLIPPERY ROCK
3	17	BRIAN WISE	DE UTAH
3	21	ROB CRIFO	WR TORONTO
4	25	BRAD TIERNEY	OL ACADIA
6	45	MATT FITZPATRICK	DE UBC
7	53	ROB DELUCA	K MCMASTER
8	61	JIM TAPLIN	FB ACADIA
1989			
1	8	JOHN O'BRIEN	LB YORK
2	16	MOUSTAFA ALI	DB CARLETON
3	24	BERTRAND JOYAL	TE BISHOP'S
4	32	MATT PEARCE	FB UBC
5	40	JEFF CROONEN	LB WESTERN
6	48	LANCE SCRANTON	OT DICKINSON ST
7	56	PAUL HITCHCOCK	SB ACADIA
8	64	RON BRESCH	OT MANITOBA
1990			
2	11	DAVE BOVELL	DB COLGATE
3	19	ALLAN BOYKO	WR W.MICHIGAN
5	35	DAVE VANDERSLOOT	OL HEND. STATE
6	43	STEVE ZATYLNJ	WR BISHOP'S
7	51	LORNE MCCASIN	DL NORTH DAKOTA
8	59	RAY WIENS	OT SASKATCHEWAN
1991			
2	16	GUY BATTAGLINI	FB OTTAWA
3	24	STEVE GRANT	DE SIMON FRASER
4	32	BRENDAN ROGERS	LB E.WASHINGTON
6	48	TROY WESTWOOD	K AUGUSTANA
7	56	JAYSON DZIKOWICZ	DB MANITOBA
1992			
2	12	CHRIS TSANGARIS	LB LONG BEACH ST
3	20	KONRAD PIMISKERN	OL WASHINGTON ST
3	21	TOM STACKARUK	OL WEBER STATE
4	28	ANDREW MARTIN	WR CORNELL
5	36	OUSMANE BARY	DB SYRACUSE
7	52	CHRIS RAYNER	DB WESTERN
8	60	SHANE GOODWIN	DT TULSA
1993			
1	5	ALAN WETMORE	LB ACADIA
2	13	DAVE MCLAUGHLIN	LB UBC
5	37	TREVOR BURKE	DB ST. MARY'S
6	45	QUINN MAGNUSON	OL WASHINGTON ST
7	53	JAY JOHNSON	SB CARLETON
1994			

RD	#	PLAYER	POS/SCHOOL
1	4	RYAN CAREY	DB ACADIA
1	12	MITCH BERGER	K COLORADO
2	20	KEN BROWNE	OL COLORADO
4	35	ED KUCY	OG ARIZONA
5	42	KEVIN ROBSON	OL NORTH DAKOTA
6	49	SCOTT MITCHELL	QB TORONTO
1995			
0	6	SEAN GRAHAM	SB UBC
1	14	JASON MALLETT	DB CARLETON
2	22	ANTE SKORPUT	OG MICHIGAN
3	29	PETAR PEJOVIC	OT SIMON FRASER
4	37	WADE MILLER	LB MANITOBA
5	45	TODD GRAHAM	DT GLENVILLE STATE
6	53	CHRIS NEWMAN	LB UTAH
1996			
1	4	ANDREW HENRY	DB CW POST
2	11	HARRY VAN HOFWEGEN	DL CARLETON
2	13	SEAN READE	RB WESTERN
3	22	SHANE SPINA	LB HENDERSON ST
4	31	LEON'D JEAN-PIERRE	RB YORK
5	40	STUART MCKENZIE	OT W.KENTUCKY
6	48	MARK HOLMSTROM	LB MANITOBA
7	57	GERALD LEWIS	LB E.MICHIGAN
1997			
3	23	MAURICE HENRIQUES	DB COLORADO
5	37	JONATHON SWIFT	LB TENN. MARTIN
6	44	WAYNE WEATHERS	LB MANITOBA
1998			
4	22	GARRETT SUTHERLAND	LB NO ILLINOIS
4	23	JEAN DANIEL ROY	DL OTTAWA
4	26	EDDIE WILLIAMS	WR SOUTHWEST ST
6	37	JOHN BAUNEMANN	K MANITOBA
6	38	CHAD VATH	LB MANITOBA
1999			
3	17	JEFF PILON	OL SYRACUSE
5	32	MIKE ABOU MECHREK	OL WESTERN
6	40	RYAN WILKINSON	QB WATERLOO
2000			
1	2	DAARON MCFIELD	DL UBC
4	25	MARKUS HOWELL	WR TEX SOUTHERN
5	32	ERIC SCHWAB	DE WILFRID LAURIER
5	36	GRANT EVERETT	OG NORTH DAKOTA
6	40	MATT SHERIDAN	OL MANITOBA
2001			
3	19	BEN WEARING	WR MCGILL
4	27	NICK TSATSARONIS	FB MEMPHIS
5	35	HOWIE DRYDEN	DB MANITOBA
6	43	DARRYL FABIANI	LB WESTERN
2002			
3	26	MICHAEL SHAVER	FB OTTAWA
4	35	MIKE FAISTHUBER	SB MANITOBA
5	40	LLOYD ORRIS	FB SIMON FRASER
5	44	JOEY MIKAWOZ	LB MANITOBA
2003			
3	32	TODD KRENBRINK	OL REGINA
4	42	SEBASTIEN ROY	LB/LS MT. ALLISON
4	43	IAN SHELSWELL	DT STANFORD
5	52	CORY OLYNICK	WR REGINA
2004			
3	24	JON RYAN	P/K REGINA
4	33	NEIL MCKINLAY	LB SIMON FRASER
5	43	RYAN FOLK	S CALGARY
6	51	JOHN SULLIVAN	S WATERLOO

RD	#	PLAYER	POS/SCHOOL
2005			
4	30	SCOTT MENNIE	LB MANITOBA
5	39	MARTIN LAPOSTOLLE	DE INDIANA
6	48	RYAN BISSON	OL NORTHWOOD
2006			
3	19	ARJEI FRANKLIN	WR WINDSOR
3	23	DOMINIC PICARD	OL LAVAL
5	36	DAVID STEVENS	RB SASKATCHEWAN
6	49	DEXTER ROSS	DE MINOT STATE
2007			
2	11	COREY MACE	DT WYOMING
3	22	EUGENE BOAKYE	LB MCMASTER
6	43	TRAVIS NOEL	DB ST. FX
2008			
1	6	BRENDON LABATTE	OL REGINA
2	15	AARON HARGREAVES	WR SIMON FRASER
3	24	DARYL STEPHENSON	RB WINDSOR
4	31	MARC BESWICK	DB ST. MARY'S
5	39	DON ORAMASIONWU	DL MANITOBA
6	47	PIERRE LUC LABBÉ	LB SHERBROOKE
2009			
3	19	MIKE MORRIS	OL UBC
4	27	ADAM BESTARD	OL WILFRID LAURIER
5	35	PETER QUINNEY	FB WILFRID LAURIER
6	45	THAINE CARTER	LB QUEEN'S
2010			
2	9	CORY WATSON	WR CONCORDIA
4	28	CHRIS SMITH	LB QUEEN'S
4	29	ANTHONY WOODSON	RB CALGARY
6	45	CHRIS GREAVES	DL WESTERN
2011			
1	1	HENOC MUAMBA	LB ST. FX
1	4	JADE ETIENNE	WR SASKATCHEWAN
3	17	BRENDAN DUNN	OL WESTERN
4	24	PAUL SWISTON	OL CALGARY
5	32	CARL VOLNY	RB CENTRAL MICHIGAN
6	41	LIAM MAHONEY	WR CONCORDIA
2012			
1	3	TYSON PENCER	OL WASHINGTON STATE
3	16	GIOVANNI APRILE	WR QUEEN'S
3	21	CHRISTO BILUKIDI	DE GEORGIA STATE
4	23	RENE STEPHAN	LB HARDING
4	29	JAKE THOMAS	DL ACADIA
2013			
1	2	ANDY MULUMBA	DE EASTERN MICHIGAN
2	11	KRIS ROBERTSON	DB CONCORDIA
3	20	CARL FITZGERALD	WR SAINT MARY'S
4	29	MIKE DICROCE	WR MCMASTER
6	46	STEPHEN ALLI	WR FLORIDA
7	54	BILLY PAVLOPOULOS	P UBC
2014			
1	2	MATTHIAS GOOSSEN	OL SFU
2	17	JESSE BRIGGS	LB MCGILL
3	29	DEREK JONES	DB SFU
4	47	QUINN EVERETT	DE MT. ALLISON

RD	#	PLAYER	POS/SCHOOL
5	56	EISHO ARAM	LB MCMASTER
2015			
1	2	SUKH CHUNGH	OL CALGARY
2	11	ADDISON RICHARDS	WR REGINA
2	15	BRENDAN MORGAN	DB QUEEN'S
4	33	CHRIS NORMAND	RB LAVAL
5	38	ETTORE LAITANZIO	DL OTTAWA
6	46	JUSTIN WARDEN	LB BISHOP'S
SUP	#1	GARRETT WAGGONER (#1 IN 2016)	DB DARTMOUTH
2016			
1	---	FORFEITED	(2015 WAGGONER)
2	9	TRENT CORNEY	DL VIRGINIA
2	10	MICHAEL COUTURE	OL SFU
3	19	TAYLOR LOFFLER	DB UBC
4	28	SHAYNE GAUTHIER	LB LAVAL
5	37	ZACH INTZANDT	OL MCMASTER
6	46	RUPERT BUTCHER	DL WESTERN
7	55	ALEX VITT	WR MANITOBA
8	63	FRANK RENAUD	LB WINDSOR
2017			
1	1	FAITH EKATTIE	DL IOWA
1	8	GEOFF GRAY	OL MANITOBA
2	15	QADR SPOONER	WR MCGILL
3	23	ABUBAKAR CONTEH	DB GRAMBLING STATE
4	34	FELIX MENARD-BRIERE	K MONTREAL
6	50	IAN MAROUF	DL GUELPH
7	59	B.THERA-PLAMONDO	WR CALGARY
8	68	TYLOR HENRY	WR ALBERTA
2018			
2	12	RASHAUN SIMONISE	WR CALGARY
3	26	DANIEL PETERMANN	WR MCMASTER
4	33	A.GENDRON-DUMOUCHEL	OL MONTREAL
5	41	TYRONE PIERRE	WR LAVAL
6	49	M.OUELLET DE CARLO	OL BISHOP'S
7	58	JAKE FIRLOTTE	DB QUEEN'S
8	67	BEN KOCCWARA	OL WATERLOO
2019			
1	4	DREW DESJARLAIS	OL WINDSOR
1	5	JONATHAN KONGBO	DL TENNESSEE
2	14	BRADY OLIVEIRA	RB NORTH DAKOTA
3	25	CONNOR GRIFFITHS	DL UBC
4	34	ASOTUI ELI	OL HAWAII
5	43	MALIK RICHARDS	WR MT. ALLISON
6	52	TARIK LACHANCE	DL MANITOBA
7	61	NICK HALLETT	DB TORONTO
8	70	KERFALA EXUME	DB MONTREAL

ALL-TIME REGULAR SEASON ATTENDANCE RECORDS - SINCE 1936

OSBORNE STADIUM 1936 TO 1952

YEAR	GP	TOTAL	AVG	HIGH	DATE
1936	4	16,000	4,000	5,000	2 TIMES
1937	4	21,500	5,375	6,000	3 TIMES
1938	4	22,000	5,500	6,000	3 TIMES
1939	6	28,500	4,750	6,000	9/1 V REG
1940	4	15,000	3,750	4,000	3 TIMES
1941	4	11,000	2,750	5,000	10/25 V REG

YEAR	GP	TOTAL	AVG	HIGH	DATE
1946	4	16,000	4,000	5,000	2 TIMES
1947	4	17,500	4,375	5,000	9/29 V CGY
1948	6	31,800	5,300	7,000	10/4 V CGY
1949	7	32,100	4,586	7,000	9/17 V CGY
1950	7	53,500	7,656	8,100	2 TIMES
1951	7	63,528	9,075	9,145	2 TIMES
1952	8	73,286	9,161	9,163	5 TIMES

OSBORNE STADIUM

TOTAL 1936 – 1952: 401,700 in 69 home games (Average: 5,800)

WINNIPEG CANAD INNS STADIUM 1953 TO 2012

YEAR	GP	TOTAL	AVG	HIGH	DATE
1953	8	131,291	16,411	17,014	10/5 V EDM
1954	8	136,581	17,073	18,528	10/9 V EDM
1955	8	127,858	15,982	18,884	10/1 V EDM
1956	8	134,514	16,814	19,035	9/2 V SSK
1957	8	130,781	17,668	20,248	9/30 V EDM
1958	8	139,650	17,456	20,099	9/20 V CGY
1959	8	137,214	17,152	18,966	8/27 V EDM
1960	8	137,913	17,239	20,932	9/26 V EDM
1961	8	129,489	16,186	19,660	8/24 V EDM
1962	8	126,692	15,837	16,832	8/9 V EDM
1963	8	136,588	17,074	19,632	8/29 V BC
1964	8	113,304	14,163	17,404	9/12 V SSK
1965	8	150,388	18,799	22,486	8/25 V SSK
1966	8	146,105	18,263	21,655	9/11 V SSK
1967	8	134,000	16,750	22,332	9/17 V SSK
1968*	8	112,500	14,063	21,500	9/8 V MTL
1969	8	146,220	18,278	21,310	9/10 V HAM
1970	8	135,987	16,998	23,553	9/2 V CGY
1971	8	171,063	21,383	22,553	2 TIMES
1972	8	197,296	24,662	25,210	7 TIMES
1973	8	190,975	23,872	25,210	8/29 V SSK
1974	8	179,940	22,493	24,921	9/18 V EDM
1975	8	192,046	24,006	25,210	2 TIMES
1976	8	185,789	23,224	25,210	2 TIMES
1977	8	197,594	24,699	25,210	4 TIMES
1978	8	215,315	26,914	28,080	10/15 V EDM
1979	8	196,899	24,612	27,203	9/9 V BC
1980	8	200,324	25,041	29,622	9/28 V BC
1981	8	218,404	27,301	32,936	8/8 V MTL
1982	8	228,767	28,596	32,946	10/23 V EDM

YEAR	GP	TOTAL	AVG	HIGH	DATE
1983	8	196,910	24,614	31,508	10/10 V BC
1984	8	226,570	28,321	32,946	9/15 V HAM
1985	8	229,910	28,739	32,946	10/6 V BC
1986	9	241,857	26,873	32,946	10/25 V EDM
1987	9	241,567	26,841	31,655	10/4 V HAM
1988	9	223,719	24,858	27,356	10/2 V SSK
1989	9	217,443	24,160	28,449	9/22 V HAM
1990	9	244,760	27,196	32,177	9/23 V SSK
1991	9	249,817	27,757	32,675	9/22 V OTT
1992	9	234,748	26,083	30,193	10/25 V TOR
1993	9	226,228	25,136	35,959	9/12 V SSK
1994	9	213,148	23,683	30,134	9/23 V BC
1995	9	205,992	22,888	27,022	10/29 V OTT
1996	9	232,189	25,799	28,744	9/20 V EDM
1997	9	192,526	21,392	30,222	10/24 V SSK
1998	9	204,147	22,683	33,810	10/30 V TOR
1999	9	197,261	21,918	29,681	7/8 V HAM
2000	9	229,157	25,462	29,062	8/25 V HAM
2001	9	252,802	28,089	29,503	3 TIMES
2002	9	248,037	27,560	29,503	2 TIMES
2003	9	245,858	27,318	28,566	7/24 V MTL
2004	9	220,463	24,496	27,160	9/12 V SSK
2005	9	218,855	24,317	29,653	9/10 V SSK
2006	9	242,890	26,988	30,092	10/21 V CGY
2007	9	249,309	27,701	29,783	9/9 V SSK
2008	9	244,357	27,151	29,794	9/26 V EDM
2009	9	231,480	25,720	29,553	9/13 V SSK
2010	9	234,749	26,083	29,833	9/12 V SSK
2011	9	266,008	29,556	30,518	9/11 V SSK
2012	9	251,830	27,981	30,077	9/9 V SSK

WINNIPEG/CANAD INNS STADIUM TOTAL 1953 – 2012: 11,696,074 in 507 home games (Average: 23,069)

IG FIELD 2013 TO 2018

YEAR	GP	TOTAL	AVG	HIGH
2013	9	275,734	30,637	33,500
2014	9	254,647	28,294	33,234
2015	9	240,713	26,746	35,156
2016	9	233,422	25,936	33,234
2017	9	249,128	27,681	33,134
2018	9	241,883	26,876	33,134

INVESTORS GROUP FIELD TOTAL 2013 - 2018: 1,495,527 in 54 home games (Average: 27,695)

HISTORICAL NOTES:

1. The above attendance figures are based on a thorough and detailed game-by-game review conducted in 2010 and reviewed annually thereafter.
2. Attendance figures at Osborne for 1936 to 1950 are those announced at the stadium and reported in the Winnipeg Free Press. They represent close estimates prepared by the club at each game and thus the round numbers quoted above. From 1951 forward, attendance figures began to reflect actual turnstile counts. Attendance figures were not reported prior to 1936.
3. The Blue Bombers did not announce turnstile counts in 1968 and the figures above were estimated by Cdn Press at the time.
4. From 1930 to 1932, the Winnipeg Football Club played their games at Wesley Park, St. Vital and Carruthers Park in Winnipeg.
5. First reported WIFU home attendance at Osborne Stadium – 2,700: September 5, 1936 vs Calgary.
6. Largest home attendance at Osborne Stadium – 9,163: each of the final 5 home games of 1952.
7. First home game at Winnipeg Stadium – 16,108: August 29, 1953 vs Edmonton.

CLUB ATTENDANCE RECORDS:

Largest single game attendance – 35,959: September 12, 1993 vs Saskatchewan.

Largest season total and average attendance – 275,734 in 2014 for an average of 30,637 per game.



CFL

W

2019 CFL SCHEDULE

DATE	VISITOR	HOME	CENTRAL	DATE	VISITOR	HOME	CENTRAL
PRE-SEASON – WEEK A/B				WEEK 11			
May 26	BC	EDM	3:00 pm	Aug 23	WPG	EDM	8:00 pm
May 30	MTL	TOR	10:00 pm	Aug 24	OTT	SSK	6:00 pm
May 31	EDM	WPG	7:30 pm	Aug 24	HAM	BC	9:00 pm
May 31	SSK	CGY	8:00 pm	Aug 25	MTL	TOR	5:30 pm
Jun 1	HAM	OTT	6:00 pm	WEEK 12			
PRE-SEASON – WEEK C				Sep 01	WPG	SSK	2:00 pm
Jun 6	TOR	HAM	6:30 pm	Sep 02	TOR	HAM	12:00 pm
Jun 6	OTT	MTL	6:30 pm	Sep 02	EDM	CGY	3:30 pm
Jun 6	WPG	SSK	8:00 pm	WEEK 13			
Jun 7	CGY	BC	9:00 pm	Sep 06	BC	MTL	6:30 pm
REGULAR SEASON – WEEK 1				Sep 07	TOR	OTT	12:00 pm
Jun 13	SSK	HAM	6:30 pm	Sep 07	SSK	WPG	3:00 pm
Jun 14	MTL	EDM	8:00 pm	Sep 07	CGY	EDM	6:00 pm
Jun 14	OTT	CGY	6:00 pm	WEEK 14			
Jun 15	WPG	BC	9:00 pm	Sep 13	OTT	BC	9:00 pm
WEEK 2				Sep 14	HAM	CGY	3:00 pm
Jun 20	SSK	OTT	6:30 pm	Sep 14	MTL	SSK	6:00 pm
Jun 21	BC	EDM	8:00 pm	WEEK 15			
Jun 22	HAM	TOR	6:00 pm	Sep 20	CGY	TOR	6:00 pm
WEEK 3				Sep 20	HAM	EDM	8:30 pm
Jun 27	EDM	WPG	7:30 pm	Sep 21	WPG	MTL	3:00 pm
Jun 28	MTL	HAM	6:30 pm	Sep 21	BC	OTT	6:00 pm
Jun 29	BC	CGY	6:00 pm	WEEK 16			
Jul 01	TOR	SSK	6:00 pm	Sep 27	HAM	WPG	7:30 pm
WEEK 4				Sep 28	EDM	OTT	3:00 pm
Jul 04	HAM	MTL	6:30 pm	Sep 28	SSK	TOR	6:00 pm
Jul 05	WPG	OTT	6:30 pm	Sep 28	MTL	BC	9:00 pm
Jul 06	BC	TOR	6:00 pm	WEEK 17			
Jul 06	CGY	SSK	9:00 pm	Oct 04	EDM	HAM	6:00 pm
WEEK 5				Oct 05	CGY	MTL	3:00 pm
Jul 11	EDM	BC	9:00 pm	Oct 05	WPG	SSK	6:00 pm
Jul 12	TOR	WPG	7:30 pm	Oct 05	TOR	BC	9:00 pm
Jul 13	MTL	OTT	3:00 pm	WEEK 18			
Jul 13	CGY	HAM	6:00 pm	Oct 11	OTT	TOR	6:00 pm
WEEK 6				Oct 11	SSK	CGY	8:30 pm
Jul 18	TOR	CGY	8:00 pm	Oct 12	MTL	WPG	3:00 pm
Jul 19	OTT	WPG	7:30 pm	Oct 12	BC	EDM	6:00 pm
Jul 20	EDM	MTL	3:00 pm	WEEK 19			
Jul 20	BC	SSK	6:00 pm	Oct 18	TOR	MTL	6:00 pm
WEEK 7				Oct 18	SSK	BC	9:00 pm
Jul 25	CGY	OTT	6:00 pm	Oct 19	OTT	HAM	3:00 pm
Jul 25	TOR	EDM	8:30 pm	Oct 19	WPG	CGY	6:00 pm
Jul 26	WPG	HAM	6:00 pm	WEEK 20			
Jul 27	SSK	BC	6:00 pm	Oct 25	CGY	WPG	7:30 pm
WEEK 8				Oct 26	HAM	MTL	12:00 pm
Aug 01	WPG	TOR	6:00 pm	Oct 26	OTT	TOR	3:00 pm
Aug 01	HAM	SSK	8:30 pm	Oct 26	SSK	EDM	6:00 pm
Aug 02	OTT	MTL	6:00 pm	WEEK 21			
Aug 03	EDM	CGY	6:00 pm	Nov 01	MTL	OTT	6:00 pm
WEEK 9				Nov 02	EDM	SSK	3:00 pm
Aug 08	CGY	WPG	7:30 pm	Nov 02	TOR	HAM	6:00 pm
Aug 09	SSK	MTL	6:00 pm	Nov 02	CGY	BC	9:00 pm
Aug 09	OTT	EDM	9:00 pm	CFL PLAYOFFS SEMI-FINAL			
Aug 10	BC	HAM	6:00 pm	Nov 10	TBD	TBD	12:00 pm
WEEK 10				Nov 10	TBD	TBD	3:30 pm
Aug 15	BC	WPG	7:30 pm	CFL PLAYOFFS FINAL			
Aug 16	EDM	TOR	6:30 pm	Nov 17	TBD	TBD	12:00 pm
Aug 17	HAM	OTT	3:00 pm	Nov 17	TBD	TBD	3:30 pm
Aug 17	MTL	CGY	6:00 pm	GREY CUP CHAMPIONSHIP			
				Nov 24	TBD	TBD	5:00 pm

CFL OPPONENTS - WEST DIVISION



BC LIONS

ALL-TIME RECORD	G	W	L	T	PCT	PF	PA	HEAD COACH
OVERALL	172	90	80	2	.529	3915	3669	DEVONE CLAYBROOKS
AT HOME	86	50	34	2	.588	2058	1739	1ST YEAR
AWAY	86	40	46	0	.471	1857	1930	VS WPG: 0-0 VS CFL: 0-0
HOME STREAK TO 2018	1 WIN (LAST WIN: JUL 7/18, 41-19)							
AWAY STREAK TO 2018	2 LOSSES (LAST WIN: OCT 14/16, 35-32)							

2019 SCHEDULE VS BC	2018 SERIES / STADIUM
SATURDAY, JUNE 15, 2019 AT 9:00 PM AT VANCOUVER	W-L VS BC: 1-1
THURSDAY, AUGUST 15, 2019 AT 7:30 PM AT WINNIPEG	IN 2018: 9-9 (4TH IN WEST)
	B.C. PLACE STADIUM (1983)
	CAPACITY: 25,000 (LOWER BOWL)

RECENT MEETINGS VS BC					
DATE		WP	OP	WPG QB	
JUL 14/18	A L	17	20	NICHOLS	
JUL 7/18	H W	41	19	NICHOLS	
OCT 28/17	H L	42	45	NICHOLS	
OCT 14/17	H W	30	26	NICHOLS	
JUL 21/17	A L	27	36	NICHOLS	
OCT 14/16	A W	35	32	NICHOLS	
OCT 8/16	H W	37	35	NICHOLS	
OCT 3/15	A W	29	26	NICHOLS	
JUL 30/15	H W	23	13	WILLY	
OCT 25/14	H L	23	28	WILLY	
SEP 13/14	A L	9	26	WILLY	

RECENT MEETINGS VS BC					
DATE		WP	OP	WPG QB	
JUL 25/14	A W	23	6	WILLY	
SEP 27/13	H L	17	53	HALL	
AUG 5/13	A L	20	27	GOLTZ	
AUG 24/12	H L	17	20	ELLIOTT	
JUN 29/12	A L	16	33	PIERCE	
AUG 13/11	A W	30	17	PIERCE	
JUL 28/11	H W	25	20	PIERCE	
OCT 11/10	H W	47	35	BRINK	
OCT 2/10	A L	14	16	JYLES	
OCT 18/09	H L	21	24	BISHOP	
AUG 21/09	A W	37	10	BISHOP	



CALGARY STAMPEDERS

ALL-TIME RECORD	G	W	L	T	PCT	PF	PA	HEAD COACH
OVERALL	202	92	110	0	.455	4310	4453	DAVE DICKENSON
AT HOME	101	58	43	0	.574	2426	1983	4TH YEAR
AWAY	101	34	67	0	.337	1884	2470	VS WPG: 5-2 VS CFL: 41-11-2
HOME STREAK TO 2018	1 WIN (LAST WIN: OCT 26/18, 29-21)							
AWAY STREAK TO 2018	1 LOSS (LAST WIN: NOV 3/17, 23-5)							

2019 SCHEDULE VS CALGARY	2018 SERIES / STADIUM
THURSDAY, AUGUST 8, 2019 AT 7:30 PM AT WINNIPEG	W-L VS CALGARY: 1-1
SATURDAY, OCTOBER 19, 2019 AT 5:00 PM AT CALGARY	IN 2018: 13-5 (1ST IN WEST, WON GREY CUP)
FRIDAY, OCTOBER 25, 2019 AT 7:30 PM AT WINNIPEG	MCAHON STADIUM
	CAPACITY: 35,650

RECENT MEETINGS VS CALGARY					
DATE		WP	OP	WPG QB	
OCT 26/18	H W	29	29	NICHOLS	
AUG 25/18	A L	26	31	NICHOLS	
NOV 3/17	A W	23	5	LEFEVOUR	
JUL 7/17	H L	10	29	NICHOLS	
SEP 24/16	A L	34	36	NICHOLS	
JUL 21/16	H L	18	33	WILLY	
JUL 1/16	A L	22	36	WILLY	
SEP 25/15	H L	23	25	NICHOLS	
JUL 18/15	A L	25	26	WILLY	
NOV 1/14	A W	18	13	WILLY	
OCT 18/14	H L	23	33	BROHM	

RECENT MEETINGS VS CALGARY					
DATE		WP	OP	WPG QB	
OCT 5/13	A L	11	38	HALL	
JUL 26/13	H L	24	37	GOLTZ	
OCT 13/12	H L	21	32	ELLIOTT	
SEP 14/12	A L	3	44	ELLIOTT	
NOV 5/11	A L	24	30	BRINK	
JUL 14/11	H L	20	21	PIERCE	
NOV 5/10	H L	32	35	ELLIOTT	
JUL 31/10	A L	20	23	JYLES	
AUG 8/09	A L	23	31	BISHOP	
JUL 10/09	H W	42	30	LEFORS	
OCT 18/08	A L	16	37	GLENN	



EDMONTON ESKIMOS

ALL-TIME RECORD	G	W	L	T	PCT	PF	PA	HEAD COACH
OVERALL	195	89	103	3	.464	4017	4364	JASON MAAS
AT HOME	98	54	43	1	.556	2162	2021	4TH YEAR
AWAY	97	35	60	2	.371	1855	2343	VS WPG: 4-4
HOME STREAK TO 2018	1 LOSS (LAST WIN: AUG 17/17, 33-26)							VS CFL: 31-23
AWAY STREAK TO 2018	1 LOSS (LAST WIN: SEP 29/18, 30-3)							

2019 SCHEDULE VS EDMONTON	2018 SERIES / STADIUM
THURSDAY, JUNE 27, 2019 AT 7:30 PM AT WINNIPEG	W-L VS EDMONTON: 1-2
FRIDAY, AUGUST 23, 2019 AT 8:00 PM AT EDMONTON	IN 2018: 9-9 (5TH IN WEST, DID NOT MAKE PLAYOFFS)
	COMMONWEALTH STADIUM
	CAPACITY: 59,537

RECENT MEETINGS VS EDMONTON					
DATE		WP	OP	WPG QB	
NOV 3/18	A L	24	33	STREVELER	
SEP 29/18	A W	30	3	NICHOLS	
JUN 14/18	H L	30	33	NICHOLS	
SEP 30/17	A W	28	19	NICHOLS	
AUG 17/17	H W	33	26	NICHOLS	
SEP 30/16	H L	16	20	NICHOLS	
JUL 28/16	A W	30	23	NICHOLS	
JUL 14/16	H L	26	40	WILLY	
OCT 3/15	H L	23	24	NICHOLS	
JUL 25/15	H L	3	32	WILLY	
OCT 13/14	A L	9	41	WILLY	
JUL 17/14	H L	3	26	WILLY	

RECENT MEETINGS VS EDMONTON					
DATE		WP	OP	WPG QB	
SEP 20/13	H L	27	35	HALL	
SEP 14/13	A L	7	25	GOLTZ	
JUL 26/12	H W	23	22	BRINK	
JUL 13/12	A L	10	42	PIERCE	
OCT 15/11	A L	10	24	PIERCE	
AUG 5/11	H W	28	16	PIERCE	
OCT 30/10	A L	13	16	ELLIOTT	
JUL 24/10	H W	47	21	JYLES	
OCT 2/09	H W	27	17	BISHOP	
JUL 2/09	A L	17	19	LEFORS	



SASKATCHEWAN ROUGHRIDERS

ALL-TIME RECORD	G	W	L	T	PCT	PF	PA	HEAD COACH
OVERALL	243	135	104	4	.564	5052	4661	CRAIG DICKENSON
AT HOME	121	79	41	1	.657	2719	2037	1ST YEAR
AWAY	122	56	63	3	.471	2333	2624	VS WPG: 0-0
HOME STREAK TO 2018	1 WIN (LAST WIN: OCT 13/18, 31-0)							VS CFL: 0-0
AWAY STREAK TO 2018	2 LOSSES (LAST WIN: SEP 4/16, 28-25)							

2019 SCHEDULE VS SASKATCHEWAN	2018 SERIES / STADIUM
SUNDAY, SEPTEMBER 1, 2019 AT 2:00 PM AT REGINA	W-L VS SASKATCHEWAN: 1-2
SATURDAY, SEPTEMBER 7, 2019 AT 3:00 PM AT WINNIPEG	IN 2018: 12-6 (2ND IN WEST, LOST WEST SEMI-FINAL)
SATURDAY, OCTOBER 5, 2019 AT 6:00 PM AT REGINA	MOSAIC STADIUM
	CAPACITY: 33,350

RECENT MEETINGS VS SASKATCHEWAN					
DATE		WP	OP	WPG QB	
OCT 13/18	H W	31	0	NICHOLS	
SEP 8/18	H L	27	32	NICHOLS	
SEP 2/18	A L	23	31	NICHOLS	
SEP 9/17	H W	48	28	NICHOLS	
SEP 3/17	A L	24	38	NICHOLS	
JUL 1/17	A W	43	40	NICHOLS	
SEP 10/16	H W	17	10	NICHOLS	
SEP 4/16	A W	28	25	NICHOLS	
SEP 12/15	H W	22	7	NICHOLS	
SEP 6/15	A L	19	37	BROHM	
JUN 27/15	A W	30	26	WILLY	
SEP 7/14	H L	24	30	WILLY	

RECENT MEETINGS VS SASKATCHEWAN					
DATE		WP	OP	WPG QB	
AUG 31/14	A L	30	35	WILLY	
AUG 7/14	H L	17	23	WILLY	
SEP 8/13	H W	25	13	GOLTZ	
SEP 1/13	A L	25	48	GOLTZ	
SEP 9/12	H L	24	25	ELLIOTT	
SEP 2/12	A L	0	52	ELLIOTT	
SEP 11/11	H L	23	45	PIERCE	
SEP 4/11	A L	7	27	PIERCE	
SEP 12/10	H W	31	2	JYLES	
SEP 5/10	A L	23	27	PIERCE	
SEP 13/09	H L	10	55	BISHOP	
SEP 6/09	A L	14	29	BISHOP	

CFL OPPONENTS - EAST DIVISION



HAMILTON TIGER-CATS

ALL-TIME RECORD	G	W	L	T	PCT	PF	PA	HEAD COACH
OVERALL	119	64	55	0	.538	2985	2835	ORLONDO STEINAUER
AT HOME	60	37	23	0	.617	1642	1452	1ST YEAR
AWAY	59	27	32	0	.458	1343	1383	VS WPG: 0-0 VS CFL: 0-0
HOME STREAK TO 2018	1 WIN (LAST WIN: AUG 10/18, 29-23)							
AWAY STREAK TO 2018	1 LOSS (LAST WIN: AUG 12/17, 39-12)							

2019 SCHEDULE VS HAMILTON	2018 SERIES / STADIUM
FRIDAY, JULY 26, 2019 AT 6:00 PM AT HAMILTON	W-L VS HAMILTON: 1-1
FRIDAY, SEPTEMBER 27, 2019 AT 7:30 PM AT WINNIPEG	IN 2018: 8-10 (2ND IN EAST, LOST EAST FINAL)
	TIM HORTON'S FIELD
	CAPACITY: 24,000

RECENT MEETINGS VS HAMILTON						
DATE		WP	OP	WPG QB		
AUG 10/18	H W	29	23	NICHOLS		
JUN 29/18	A L	17	31	STREVELER		
OCT 6/17	H L	13	30	NICHOLS		
AUG 12/17	A W	39	12	NICHOLS		
AUG 3/16	H W	37	11	NICHOLS		
JUL 7/16	A W	28	24	WILLY		
AUG 9/15	A L	8	38	WILLY		
JUL 2/15	H L	26	52	WILLY		
SEP 27/14	H L	11	16	WILLY		
JUL 31/14	A W	27	26	WILLY		
NOV 2/13	H L	7	37	HALL		

RECENT MEETINGS VS HAMILTON						
DATE		WP	OP	WPG QB		
AUG 24/13	A L	14	37	HALL		
AUG 16/13	H L	18	37	HALL		
JUL 13/13	A L	20	25	PIERCE		
OCT 27/12	A L	18	28	PIERCE		
SEP 21/12	H W	34	12	PIERCE		
AUG 16/12	H W	32	25	ELLIOTT		
OCT 7/11	A W	33	17	PIERCE		
AUG 26/11	H W	30	27	PIERCE		
JUL 1/11	A W	24	16	PIERCE		
AUG 13/10	H L	28	39	PIERCE		
AUG 7/10	A L	22	29	JYLES		



MONTREAL ALOUETTES

ALL-TIME RECORD	G	W	L	T	PCT	PF	PA	HEAD COACH
OVERALL	96	46	48	2	.490	2378	2529	MIKE SHERMAN
AT HOME	48	26	22	0	.532	1261	1176	2ND YEAR
AWAY	48	20	26	2	.426	1117	1353	VS WPG: 0-2 VS CFL: 5-13
HOME STREAK TO 2018	2 WINS (LAST WIN: SEP 21/18, 31-14)							
AWAY STREAK TO 2018	3 WINS (LAST WIN: JUN 22/18, 56-10)							

2019 SCHEDULE VS MONTRÉAL	2018 SERIES / STADIUM
SATURDAY, SEPTEMBER 21, 2019 AT 3:00 PM AT MONTRÉAL	W-L VS MONTRÉAL: 2-0
SATURDAY, OCTOBER 12, 2019 AT 3:00 PM AT WINNIPEG	IN 2018: 5-13 (3RD IN EAST, DID NOT MAKE PLAYOFFS)
	MOLSON STADIUM (AT MCGILL UNIVERSITY)
	CAPACITY: 25,012

RECENT MEETINGS VS MONTRÉAL						
DATE		WP	OP	WPG QB		
SEP 21/18	H W	31	14	NICHOLS		
JUN 22/18	A W	56	10	STEVLER		
AUG 24/17	A W	34	31	NICHOLS		
JUL 27/17	H W	41	40	NICHOLS		
AUG 26/16	A W	32	18	NICHOLS		
JUN 24/16	H L	14	22	WILLY		
SEP 20/15	A L	14	35	NICHOLS		
JUL 10/15	H W	25	23	WILLY		
AUG 22/14	H W	24	16	WILLY		
JUL 11/14	A W	34	33	WILLY		
OCT 14/13	A W	34	27	HALL		

RECENT MEETINGS VS MONTRÉAL						
DATE		WP	OP	WPG QB		
JUL 4/13	A W	19	11	PIERCE		
JUN 27/13	H L	33	38	PIERCE		
NOV 3/12	H W	19	11	BRINK		
OCT 8/12	A W	27	22	ELLIOTT		
AUG 3/12	H L	26	36	BRINK		
JUL 6/12	A L	30	41	PIERCE		
OCT 22/11	H W	26	25	PIERCE		
SEP 30/11	H L	26	32	BRINK		
SEP 18/11	A W	25	23	PIERCE		
OCT 17/10	A L	19	22	JYLES		
SEP 24/10	H L	40	44	JYLES		



OTTAWA REDBLACKS

ALL-TIME RECORD	G	W	L	T	PCT	PF	PA	HEAD COACH
OTTAWA *	77	45	31	1	.591	2241	1903	RICK CAMPBELL
HOME (ALL)	37	22	14	1	.625	1096	826	6TH YEAR
AWAY (ALL)	40	23	17	0	.564	1145	1077	VS WPG: 5-5
REDBLACKS	10	5	5	0	.500	266	282	VS CFL: 41-47-2

* Record vs Rough Riders 1961-1996, Renegades 2002-05

2019 SCHEDULE VS OTTAWA	2018 SERIES / STADIUM
FRIDAY, JULY 5, 2019 AT 6:30 PM AT OTTAWA	W-L VS OTTAWA: 1-1
FRIDAY, JULY 19, 2019 AT 7:30 PM AT WINNIPEG	IN 2018: 11-7 (1ST IN EAST, LOST GREY CUP)
	TD PLACE
	CAPACITY: 24,000

RECENT MEETINGS VS OTTAWA CLUBS					
DATE		WP	OP	WPG QB	
OCT 5/18	A W	40	32	NICHOLS	
AUG 17/18	H L	21	44	NICHOLS	
SEP 22/17	H W	29	9	NICHOLS	
AUG 4/17	A W	33	30	NICHOLS	
OCT 29/16	H L	10	23	NICHOLS	

RECENT MEETINGS VS OTTAWA CLUBS					
DATE		WP	OP	WPG QB	
OCT 24/15	H L	20	27	NICHOLS	
OCT 16/15	A L	24	27	NICHOLS	
OCT 3/14	A L	20	42	WILLY	
JUL 3/14	H W	36	28	WILLY	



TORONTO ARGONAUTS

ALL-TIME RECORD	G	W	L	T	PCT	PF	PA	HEAD COACH
OVERALL	119	57	60	2	.487	2825	2861	COREY CHAMBLIN
AT HOME	60	38	22	0	.633	1568	1374	5TH YEAR
AWAY	59	19	38	2	.339	1257	1487	VS WPG: 6-2
HOME STREAK TO 2018	3 WINS (LAST WIN: JUL 27/18, 40-14)							
AWAY STREAK TO 2018	1 WIN (LAST WIN: JUL 21/18, 38-20)							

2019 SCHEDULE VS TORONTO	2018 SERIES / STADIUM
FRIDAY, JULY 12, 2019 AT 7:30 PM AT WINNIPEG	W-L VS TORONTO: 2-0
THURSDAY, AUGUST 1, 2019 AT 6:00 PM AT TORONTO	IN 2018: 4-14 (4TH IN EAST)
	BMO FIELD
	CAPACITY: 25,000

RECENT MEETINGS VS TORONTO					
DATE		WP	OP	WPG QB	
JUL 27/18	H W	40	14	NICHOLS	
JUL 21/18	A W	38	20	NICHOLS	
OCT 21/17	A L	28	29	NICHOLS	
JUL 13/17	H W	33	25	NICHOLS	
SEP 17/16	H W	46	29	NICHOLS	
AUG 12/16	A W	34	17	NICHOLS	
NOV 6/15	A L	11	21	DAVIS	
AUG 14/15	H L	20	27	MARVE	
AUG 12/14	A L	21	38	WILLY	
JUN 26/14	H W	45	21	WILLY	
OCT 24/13	A L	21	26	HALL	

RECENT MEETINGS VS TORONTO					
DATE		WP	OP	WPG QB	
OCT 19/13	H L	20	26	HALL	
JUL 19/13	H L	19	35	PIERCE	
OCT 19/12	A W	44	32	PIERCE	
SEP 29/12	H L	10	29	PIERCE	
JUL 18/12	A L	22	25	BRINK	
OCT 28/11	H L	22	27	PIERCE	
SEP 24/11	A L	24	25	PIERCE	
JUL 23/11	A W	33	24	PIERCE	
JUL 8/11	H W	22	16	PIERCE	
OCT 23/10	H L	8	27	JYLES	
SEP 19/10	A L	13	17	JYLES	



WTM

**AWARDS &
ALL-STARS**



ALL-TIME CFL AWARDS

MOST OUTSTANDING PLAYER

2002	MILT STEGALL
2001	KHARI JONES
1987	TOM CLEMENTS
1986	JAMES MURPHY
1984	WILLARD REAVES
1981	DIETER BROCK
1980	DIETER BROCK
1971	DON JONAS

COACH OF THE YEAR

2001	DAVE RITCHIE
1990	MIKE RILEY
1988	MIKE RILEY
1984	CAL MURPHY
1980	RAY JAUCH
1965	BUD GRANT

MOST OUTSTANDING ROOKIE

2012	CHRIS MATTHEWS
2005	GAVIN WALLS
2000	ALBERT JOHNSON III
1992	MICHAEL RICHARDSON
1980	WILLIAM MILLER
1978	JOE POPLAWSKI

MOST OUTSTANDING DEFENSIVE PLAYER

2018	ADAM BIGHILL
2011	JOVON JOHNSON
1991	GREG BATTLE
1990	GREG BATTLE
1985	TYRONE JONES

MOST OUTSTANDING CANADIAN

2017	ANDREW HARRIS
2001	DOUG BROWN
1994	GERALD WILCOX
1987	SCOTT FLAGEL
1986	JOE POPLAWSKI
1983	PAUL BENNETT
1981	JOE POPLAWSKI
1968	KEN NEILSEN
1957	GERRY JAMES
1954	GERRY JAMES

MOST OUTSTANDING OFFENSIVE LINEMAN

2018	STANLEY BRYANT
2017	STANLEY BRYANT
2001	DAVE MUDGE
1993	CHRIS WALBY
1987	CHRIS WALBY
1985	NICK BASTAJA
1984	JOHN BONK
1981	LARRY BUTLER
1961	FRANK RIGNEY
1960	HERB GRAY

SPECIAL TEAMS PLAYER

2016	JUSTIN MEDLOCK
2004	KEITH STOKES
2001	CHARLES ROBERTS
2000	ALBERT JOHNSON III

TOM PATE AWARD

2007	MILT STEGALL
1998	GLEN SCRIVENER

ALL-TIME TEAM AWARDS

MOST OUTSTANDING PLAYER					
YEAR	PLAYER	YEAR	PLAYER	YEAR	PLAYER
2018	ADAM BIGHILL	1995	GREG CLARK	1973	DON JONAS
2017	MATT NICHOLS	1994	GERALD WILCOX	1972	MACK HERRON (R)
2016	MATT NICHOLS	1994	GERALD WILCOX	1972	MACK HERRON (R)
2015	JAMAAL WESTERMAN	1993	MATT DUNIGAN (R)	1971	DON JONAS *
2014	DREW WILLY	1992	LARRY THOMPSON	1970	BILL FRANK
2013	HENOC MUAMBA	1991	ROBERT MIMBS (R)	1969	PHIL MINNICK
2012	CHAD SIMPSON	1990	ROBERT MIMBS	1968	DAVE RAIMEY
2011	JOVON JOHNSON	1989	GREG BATTLE	1967	KEN NEILSEN
2010	TERRENCE EDWARDS	1988	JAMES MURPHY	1966	DAVE RAIMEY
2009	JOVON JOHNSON	1987	TOM CLEMENTS *	1965	LEO LEWIS
2008	DOUG BROWN	1986	JAMES MURPHY *	1964	KEN PLOEN
2007	KEVIN GLENN (R)	1985	JEFF BOYD	1963	FARRELL FUNSTON
2006	CHARLES ROBERTS (R)	1984	WILLARD REAVES *	1962	LEO LEWIS
2005	CHARLES ROBERTS	1983	WILLARD REAVES	1961	LEO LEWIS
2004	CHARLES ROBERTS	1982	DIETER BROCK	1960	LEO LEWIS
2003	CHARLES ROBERTS	1981	DIETER BROCK *	1959	JIM VAN PELT
2002	MILT STEGALL *	1980	DIETER BROCK *	1958	LEO LEWIS
2001	KHARI JONES *	1979	JOHN HELTON	1957	KENNY PLOEN
2000	MILT STEGALL	1978	DIETER BROCK	1956	BOB MCNAMARA
1999	MAURICE KELLY	1977	JIM WASHINGTON	1955	NONE SELECTED
1998	ERIC BLOUNT	1976	JIM WASHINGTON	1954	DICK HUFFMAN
1997	MILT STEGALL	1975	STEVE BEARD	1953	GERRY JAMES
1996	K.D. WILLIAMS	1974	PAUL WILLIAMS		

* CFL Most Outstanding Player

(r) Runner-Up for CFL Most Outstanding Player (Division winner)

Jeff Nicklin Trophy 1946 to present (West), Terry Evanshen Trophy 1994-2009, Jeff Russel to 1993 (East)

MOST OUTSTANDING CANADIAN					
YEAR	PLAYER	YEAR	PLAYER	YEAR	PLAYER
2018	ANDREW HARRIS	1994	GERALD WILCOX	1974	JIM HEIGHTON
2017	ANDREW HARRIS	1995	GERALD WILCOX	1973	GENE LAKUSIAK
2016	ANDREW HARRIS	1994	GERALD WILCOX *	1972	BOB SWIFT
2015	JAMAAL WESTERMAN	1993	GERALD WILCOX (R)	1971	BOB LAROSE
2014	LIRIM HAJRULLAHU	1992	TROY WESTWOOD	1970	PAUL BRULE
2013	HENOC MUAMBA	1991	RICK HOUSE	1969	KEN NEILSEN
2012	HENOC MUAMBA	1990	RICK HOUSE	1968	KEN NEILSEN *
2011	CORY WATSON	1989	CHRIS WALBY	1967	KEN NEILSEN
2010	DOUG BROWN	1988	BOB CAMERON	1966	KEN NEILSEN
2009	DOUG BROWN	1987	SCOTT FLAGEL *	1965	BILL COOPER
2008	DOUG BROWN	1986	JOE POPLAWSKI *	1964	BILL COOPER
2007	DOUG BROWN (R)	1985	JOE POPLAWSKI (R)	1963	HENRY JANZEN
2006	DOUG BROWN	1984	JOE POPLAWSKI (R)	1962	ROGER SAVOIE
2005	JON RYAN	1983	PAUL BENNETT *	1961	NORM RAUHAUS
2004	DOUG BROWN	1982	RICK HOUSE (R)	1960	GERRY JAMES
2003	TROY WESTWOOD	1981	JOE POPLAWSKI *	1959	STEVE PATRICK
2002	DOUG BROWN	1980	JOE POPLAWSKI	1958	GORD ROWLAND (R)
2001	DOUG BROWN *	1979	BERNIE RUOFF	1957	GERRY JAMES *
2000	MOE ELEWONBI	1978	JOE POPLAWSKI (R)	1956	ROGER SAVOIE
1999	WADE MILLER	1977	GORD PATERSON (R)	1955	GERRY JAMES
1998	BOB CAMERON	1976	JIM HEIGHTON	1954	GERRY JAMES *
1997	CRAIG HENDRICKSON	1975	BOB SWIFT		
1996	CHRIS WALBY	1972	MACK HERRON (R)		

* CFL Most Outstanding Canadian

(r) Runner-Up for CFL Most Outstanding Canadian (Division winner)

Lew Hayman Trophy 1975 to present (East), Dr. Beattie-Martin Trophy (West)

MOST OUTSTANDING OFFENSIVE LINEMAN

YEAR	PLAYER	YEAR	PLAYER	YEAR	PLAYER
2018	STANLEY BRYANT	2003	DAVE MUDGE	1988	LYLE BAUER
2017	STANLEY BRYANT	2002	DAVE MUDGE	1987	CHRIS WALBY *
2016	TRAVIS BOND	2001	DAVE MUDGE *	1986	CHRIS WALBY
2015	STANLEY BRYANT	2000	MOE ELEWONIBI	1985	NICK BASTAJA *
2014	GLENN JANUARY	1999	CHRIS PEREZ	1984	JOHN BONK *
2013	GLENN JANUARY	1998	CHRIS PEREZ	1983	JOHN BONK (R)
2012	GLENN JANUARY	1997	CHRIS PEREZ	1982	JOHN BONK
2011	BRENDON LABATTE	1996	CHRIS WALBY	1981	LARRY BUTLER *
2010	BRENDON LABATTE	1995	DAVE VANKOUGHNETT	1980	BUTCH NORMAN
2009	BRENDON LABATTE	1994	CHRIS WALBY	1979	JOHN BONK
2008	DAN GOODSPEED	1993	CHRIS WALBY *	1978	BUTCH NORMAN
2007	DAN GOODSPEED (R)	1992	CHRIS WALBY	1977	BOB SWIFT
2006	OBBY KHAN	1991	CHRIS WALBY (R)	1976	BUTCH NORMAN
2005	MATT SHERIDAN	1990	CHRIS WALBY (R)	1975	BILL FRANK
2004	MATT SHERIDAN	1989	CHRIS WALBY	1974	BOB SWIFT

* CFL Most Outstanding Off. Lineman

(r) Runner-Up for CFL Most Outstanding Off. Lineman (Division winner)

DeMarco-Beckett Trophy (West), Leo Dandurand 1975-2009 (East)

MOST OUTSTANDING LINEMAN

YEAR	PLAYER	YEAR	PLAYER	YEAR	PLAYER
1973	BILL FRANK	1967	BILL WHISLER	1961	FRANK RIGNEY *
1972	MIKE DOYLE	1966	PHIL MINNICK	1960	HERB GRAY *
1971	BILL FRANK	1965	AL MILLER	1959	HERB GRAY
1970	BILL FRANK	1964	BILL WHISLER	1958	STEVE PATRICK
1969	PHIL MINNICK	1963	HERB GRAY	1957	HERB GRAY
1968	PHIL MINNICK	1962	DAVE BURKHOLDER	1956	BUDDY ALLISTON (R)

* CFL Most Outstanding Lineman

(r) Runner-Up for CFL Most Outstanding Lineman (Division winner)

DeMarco-Beckett Trophy (West)

MOST OUTSTANDING DEFENSIVE PLAYER

YEAR	PLAYER	YEAR	PLAYER	YEAR	PLAYER
2018	ADAM BIGHILL	2003	DAVED BENEFIELD	1988	BENNIE THOMPSON
2017	CHRIS RANDLE	2002	DENNY FORTNEY	1987	JAMES WEST (R)
2016	MAURICE LEGGETT	2001	JURAN BOLDEN	1986	DARRELL PATTERSON
2015	JAMAAL WESTERMAN	2000	ANTONIO ARMSTRONG	1985	TYRONE JONES *
2014	MAURICE LEGGETT	1999	MAURICE KELLY	1984	AARON BROWN
2013	HENOC MUAMBA	1998	JOE FLEMING	1983	AARON BROWN
2012	ALEX HALL	1997	SHONT'E PEOPLES (R)	1982	PAUL BENNETT
2011	JOVON JOHNSON *	1996	ANGELO SNIPES	1981	JAMES REED
2010	PHILLIP HUNT	1995	GREG CLARK	1980	JOHN HELTON
2009	DOUG BROWN	1994	LOYD LEWIS	1979	JOHN HELTON (R)
2008	DOUG BROWN (R)	1993	ELFRID PAYTON (R)	1978	VINCE PHASON
2007	TOM CANADA	1992	GREG BATTLE	1977	BRIAN HEROSIAN
2006	BARRIN SIMPSON (R)	1991	GREG BATTLE *	1976	HARRY WALTERS
2005	GAVIN WALLS	1990	GREG BATTLE *	1975	BRIAN HEROSIAN
2004	DOUG BROWN	1989	GREG BATTLE (R)	1974	JIM HEIGHTON

* CFL Most Outstanding Defensive Player

(r) Runner-Up for CFL Most Outstanding Defensive Player (Division winner)

Norm Fieldgate Trophy 1978 to present (West), James McCaffrey Trophy 1975 to present (East)

MOST OUTSTANDING SPECIAL TEAMS PLAYER

YEAR	PLAYER	YEAR	PLAYER	YEAR	PLAYER
2018	JUSTIN MEDLOCK	2011	JOVON JOHNSON	2004	KEITH STOKES *
2017	JUSTIN MEDLOCK	2010	JOVON JOHNSON	2003	TROY WESTWOOD
2016	JUSTIN MEDLOCK *	2009	JOVON JOHNSON	2002	MIKE SELLERS
2015	TROY STOUDEMIRE	2008	GRAEME BELL	2001	CHARLES ROBERTS *
2014	LIRIM HAJRULLAHU	2007	KYRIES HEBERT	2000	ALBERT JOHNSON III*
2013	WILL FORD	2006	ALBERT JOHNSON III		
2012	JUSTIN PALARDY	2005	JON RYAN		

* CFL Most Outstanding Special Teams Player

(R) Runner-Up for CFL Most Outstanding Special Teams Player (Division winner)

John Agro Trophy From 1999-2001, the CFL awarded one Special Teams Player without there being team nominees.

MOST OUTSTANDING ROOKIE					
YEAR	PLAYER	YEAR	PLAYER	YEAR	PLAYER
2018	MARCUS SAYLES	2002	BENEDICT IBISI	1986	BENNIE THOMPSON
2017	BRANDON ALEXANDER	2001	CHARLES ROBERTS *	1985	ROY BENNETT
2016	TAYLOR LOFFLER	2000	ALBERT JOHNSON III*	1984	KEVIN NEILES
2015	KHALIL BASS	1999	PHIL CURRY	1983	WILLARD REAVES (R)
2014	LIRIM HAJRULLAHU	1998	MITCH RUNNING	1982	MILSON JONES
2013	IAN WILD	1997	MIKE MIHELIC	1981	PETE CATAN
2012	CHRIS MATTHEWS *	1996	ERIC GULIFORD	1980	WILLIAM MILLER *
2011	CLARENCE DENMARK	1995	K.D. WILLIAMS	1979	WALT PASSAGLIA
2010	ANDRE DOUGLAS	1994	KEVIN ROBSON	1978	JOE POPLAWSKI *
2009	JONATHAN HEFNEY (R)	1993	NATHANIEL BOLTON	1977	LYALL WOZNESENSKY
2008	BRENDON LABATTE	1992	MIKE RICHARDSON *	1976	CHUCK WILLS
2007	CAM HALL	1991	ELFRID PAYTON	1975	STEVE BEARD
2006	ARJEI FRANKLIN	1990	DAVE BOVELL	1974	TOM SCOTT (R)
2005	GAVIN WALLS *	1989	PAUL RANDOLPH	1973	JOHN BLEDSOE
2004	TOM CANADA	1988	DAN WICKLUM	1972	MIKE KUHN
2003	JOE MORGAN	1987	KEN PETTWAY		

* CFL Most Outstanding Rookie. (r) Runner-Up for CFL Most Outstanding Rookie (Division winner)

Jackie Parker Trophy (West from 1974), Frank M. Gibson Trophy (East from 1975)

ADDITIONAL: M/O ROOKIE – 1973: John Bledsoe, 1972: Mike Kuhn

ED KOTOWICH GOOD GUY AWARD FOOTBALL ABILITY, TEAM CAMERADERIE & EXTRAORDINARY EFFORT OFF THE FIELD					
YEAR	PLAYER	YEAR	PLAYER	YEAR	PLAYER
2018	MATTHIAS GOOSSEN	2007	MILT STEGALL	1996	WADE MILLER
2017	JAKE THOMAS	2006	CHRIS CVETKOVIC	1995	MILES GORRELL
2016	MATTHIAS GOOSSEN	2005	MILT STEGALL	1994	MATT PEARCE
2015	MATT BUCKNOR	2004	MATT SHERIDAN	1993	MATT DUNIGAN
2014	CHRIS GREAVES	2003	MOE ELEWONIBI	1992	DARRYL SAMPSON
2013	HENOC MUAMBA	2002	DAVE MUDGE	1991	MATT PEARCE
2012	CHRIS CVETKOVIC	2001	BRETT MACNEIL	1990	ROD HILL
2011	BUCK PIERCE	2000	TROY WESTWOOD	1989	PERRY TUTTLE
2010	DOUG BROWN	1999	DAVE VANKOUGHNETT	1988	TREVOR KENNERD
2009	JON OOSTERHUIS	1998	GLEN SCRIVENER	1987	VERNON PAHL
2008	IBRAHIM KHAN	1997	WADE MILLER		

CAL MURPHY HEART OF A LEGEND AWARD					
YEAR	PLAYER	YEAR	PLAYER	YEAR	PLAYER
2017	CHRIS RANDLE	2009	IBRAHIM KHAN	2004	MOE ELEWONIBI
2016	ANDREW HARRIS	2008	IBRAHIM KHAN	2003	KHARI JONES
2012	KITO POBLAH	2007	MILT STEGALL	2002	MOE ELEWONIBI
2011	IBRAHIM KHAN	2006	MILT STEGALL	2001	DAVE MUDGE
2010	LAVAR GLOVER	2005	MATT SHERIDAN		

OTHER DIVISION AWARDS

EDDIE JAMES MEMORIAL TROPHY WEST LEADING RUSHER (FROM 1950)					
2018	ANDREW HARRIS	1983	WILLARD REAVES		
2017	ANDREW HARRIS	1982	WILLIAM MILLER		
2005	CHARLES ROBERTS	1977	JIM WASHINGTON		
2004	CHARLES ROBERTS	1976	JIM WASHINGTON		
2003	CHARLES ROBERTS	1972	MACK HERRON		
1985	WILLARD REAVES	1950	TOM CASEY		
1984	WILLARD REAVES				

DRYBURGH MEMORIAL TROPHY WEST LEADING SCORER (FROM 1948)	
2017	JUSTIN MEDLOCK
2016	JUSTIN MEDLOCK
2003	TROY WESTWOOD
2002	TROY WESTWOOD
1985	TREVOR KENNERD
1981	TREVOR KENNERD
1979	BERNIE RUOFF
1976	BERNIE RUOFF
1971	DON JONAS
1963	GEORGE FLEMING
1960	GERRY JAMES
1957	GERRY JAMES
1956	BUDDY LEAKE
1953	BUD KORCHAK
1950	JOE AGUIRRE

DR. BEATTIE-MARTIN TROPHY OUTSTANDING CDN ROOKIE WEST (TO 1972)	
1972	WALT MCKEE
1971	BOB KRAEMER
1970	JOHN SENST
1964	BILLY COOPER
1959	HENRY JANZEN
1956	NORM RAUHAUS
1952	LORNE BENSON
1949	JOHN STROPPA

DIVISIONAL ALL-STARS

PLAYER	POS	NO	YEARS	PLAYER	POS	NO	YEARS
DARVIN ADAMS	WR	1	17	KEN HAILEY	DB	3	84-85, 87
JOHNNY ADAMS	DB	1	15	ALEX HALL	DE	2	12-13
JOE AGUIRRE	E	1	50	FRITZ HANSON	HB	5	37-41
BUDDY ALLISTON	G	1	56	JERMARCUS HARDRICK	OL	1	17
ANTONIO ARMSTRONG	LB	1	00	FLOYD HARRAWOOD	DB	1	55
DERICK ARMSTRONG	WR	1	07	ANDREW HARRIS	RG	3	16-18
NEILL ARMSTRONG	E	2	51, 53	T.J. HEATH	DB	2	16,17
DEAN BANDIERA	G	1	53	JONATHAN HEFNEY	DB	3	09, 11-12
NICK BASTAJA	G	6	81-82, 84-85, 87-88	JIM HEIGHTON	DE	2	72, 74
GREG BATTLE	LB	3	89-91	JOHN HELTON	DE	4	79, 81-82
LYLE BAUER	C	1	90	BRIAN HEROSIAN	DB	2	75-76
DAVED BENEFIELD	LB	1	03	MACK HERRON	RB	2	71-72
PAUL BENNETT	DB	2	82-83	ROD HILL	DB	3	89-90, 92
ROY BENNETT	DB	2	86-87	DON HINEY	HB	1	48
DAVID BLACK	G	3	89, 93-94	MIKE HOLMES	WR	2	79-80
ERIC BLOUNT	KR	1	98	RICK HOUSE	SB	1	90
JURAN BOLDEN	DB	1	01	WARREN HUDSON	FB	2	90, 92
TRAVIS BOND	OL	1	16	DICK HUFFMAN	T	4	52-55
JOHN BONK	C	4	82-85	PHILLIP HUNT	DE	1	10
JEFF BOYD	WR	1	85	BERT IANNONE	G	1	47
DIETER BROCK	QB	3	80-82	BUD IRVING	E	1	48
AARON BROWN	LB	1	84	JACK JACOBS	QB	2	50, 52
DOUG BROWN	DT	8	01-02, 06-11	GERRY JAMES	HB	2	55, 57
JOHN BROWN	C	1	50	GLENN JANUARY	T	3	11-13
LESS BROWNE	DB	2	90-91	HENRY JANZEN	DB	1	65
PAUL BRULE	DB	1	70	JAMES JEFFERSON	DB	2	87-88
STANLEY BRYANT	OL	1	17	GLENN JOHNSON	T	1	50
TOM BURGESS	QB	1	90	JOVON JOHNSON	DB	4	09-12
DAVE BURKHOLDER	LB	3	58, 60-61	ALBERT JOHNSON III	KR	2	00, 06
LARRY BUTLER	G	2	80-81	CHRIS JOHNSTONE	WR	1	93
BOB CAMERON	P	6	84, 88-90, 93, 95	DON JONAS	QB	2	71-72
TOM CANADA	DE	1	04	KHARI JONES	QB	2	01-02
GRANT CARTER	DE	1	98	TYRONE JONES	LB	5	84-88
TOM CASEY	HB	6	50-55	GREG KABAT	MULT	3	38-40
PETE CATAN	DE	1	82	MAURICE KELLY	LB	1	99
GRADY CAVNESS	DB	1	72	TREVOR KENNERD	K	3	81, 83, 85
BILL CERETTI	G	3	38, 40, 46	MIKE KISSELL	G	1	49
TOM CLEMENTS	QB	2	84, 87	BUD KORCHAK	E-K	2	52-53
MARVIN COLEMAN	DB	1	01	ED KOTOWICH	G	1	59
ROB CRIFO	SB	2	91-92	BRENDON LABATTE	G	3	09-11
JOE CRITCHLOW	DT	1	72	GENE LAKUSIAK	DB	2	72-73
CLARENCE DENMARK	WR	1	14	BOB LAROSE	WR	1	71
WALTER DOBLER	QB	1	46	LES LEAR	G	1	41
MICKEY DOYLE	LB	1	72	MAURICE LEGGETT	LB	1	16
GEORGE DRUXMAN	C	1	56	LEO LEWIS	HB	6	55, 58, 60-62, 64
MATT DUNIGAN	QB	2	93-94	LOYD LEWIS	DL	1	93
TERRENCE EDWARDS	WR	3	07, 10-11	TAYLOR LOFFLER	DB	3	16-18
MOE ELEWONIBI	T	1	00	IAN LOGAN	DB	1	11
TOM EUROPE	DB	1	02	BOB LUECK	G	2	71-72
BOBBY EVANS	DB	2	93-94	WES LYSACK	DB	1	04
SCOTT FLAGEL	DB	3	85-87	BRETT MACNEIL	G	1	01
JOE FLEMING	DT	2	98, 04	KELLY MALVEAUX	DB	1	08
WILL FORD	RB	1	13	BUD MARQUARDT	E	3	37, 39-40
DENNY FORTNEY	DT	1	02	CHRIS MATTHEWS	WR	1	12
BILL FRANK	T	4	70-73	CHES MCCANCE	E-K	2	40-41
BOB FRITZ	QB	1	37	ROB MCLAREN	LB	1	71
FARRELL FUNSTON	E	2	61, 63	BOB MCNAMARA	HB	1	56
MARTIN GAINOR	T	4	37-39, 46	JIM MCPHERSON	G	1	52
KEVIN GLENN	QB	1	07	JUSTIN MEDLOCK	K-P	1	16
EUGENE GOODLOW	WR	1	81	STAN MIKAWOS	DT	1	93
DAN GOODSPEED	T	2	07-08	AL MILLER	LB	1	65
ROBERT GORDON	WR	2	99-00	WADE MILLER	ST	1	99
BUD GRANT	E	4	53-54, 56-57	WILLIAM MILLER	RB	2	80, 82
HERB GRAY	DE	7	57-62, 65	ROBERT MIMBS	RB	2	90-91
MIKE GRAY	DL	1	89	PHIL MINNICK	LB	2	66, 68
LOU MOGUL	G-T	2	37, 41	KEITH STOKES	KR	1	04

PLAYER	POS	NO	YEARS	PLAYER	POS	NO	YEARS
ZEKE MORENO	LB	1	08	BOB SWIFT	OL	4	71-74
HENOC MUAMBA	LB	1	13	BOB THOMPSON	T	1	82
DAVE MUDGE	T	2	01-02	BENNIE THOMPSON	S	1	88
JAMES MURPHY	WR	3	86, 88-89	LARRY THOMPSON	WR	1	92
HAROLD NASH, JR.	DB	2	01-02	DICK THORNTON	DB	3	62-63, 65
JEFF NICKLIN	E	4	37-40	JIM THORPE	WR	2	71-72
KEN NIELSEN	WR	3	67-69	SHERWYN THORSON	G	1	62
BUTCH NORMAN	T	3	76, 79-80	BUDDY TINSLEY	T	7	50-52, 55-58
TONY NORMAN	DE	3	83-85	BRYANT TURNER	DT	2	12-13
BILL ORDWAY	HB	1	46	WYLIE TURNER	DB	1	85
STEVE PATRICK	G	2	58-59	PERRY TUTTLE	WR	1	87
ELFRID PAYTON	DE	1	93	ED ULMER	DB	1	66
SHONT'E PEOPLES	DE	1	97	JIM VAN PELT	QB	1	59
CHRISTOPHER PEREZ	T	1	98	DAVE VANKOUGHNETT	C	1	93
VINCE PHASON	DB	1	82	CHRIS WALBY	T	11	84-87, 89-94, 96
KIM PHILLIPS	DB	1	93	LENNY WALLS	DB	1	09
CORNELL PIPER	G	2	60-61	GAVIN WALLS	DE	3	05-06, 08
ERNIE PITTS	E-DB	6	57, 59-60, 65-66, 68	HARRY WALTERS	LB	2	75-76
KENNY PLOEN	QB	3	57, 59, 65	GARLAND WARREN	LB	1	59
JOE POPLAWSKI	WR	5	78, 81, 84-86	JIM WASHINGTON	RB	2	76-77
DAVE RAIMEY	RB	4	65, 66, 67, 68	JAMES WEST	LB	2	87-88
CHRIS RANDLE	DB	1	17	JAMAAL WESTERMAN	DE	1	15
NORM RAUHAUS	DB	1	61	TROY WESTWOOD	K	3	92-94
WILLARD REAVES	RB	4	83-85, 87	BILL WHISLER	DE	4	64, 67-69
FRED REID	RB	3	08-10	GERALD WILCOX	WR	2	93-94
MIKE RENAUD	P	1	10	CHARLES WILLIAMS	DB	2	80-81
MIKE RICHARDSON	RB	2	92-93	DAVID WILLIAMS	WR	1	93
FRANK RIGNEY	T	7	59-62, 64-66	K.D. WILLIAMS	LB	1	96
CHARLES ROBERTS	RB	7	01-07	PAUL WILLIAMS	DB	1	74
GORD ROWLAND	LB	5	57-58, 60-62	ODELL WILLIS	DE	1	11
JON RYAN	P	1	05	CHUCK WILLS	DB	1	77
DARRYL SAMPSON	DB	1	93	MEL WILSON	C	3	41, 46-47
BOB SANDBERG	FB	1	47	MIKE WRIGHT	DT	1	61
ROGER SAVOIE	T	1	62				
TOM SCOTT	SB	2	74, 77				
DAVE SHAW	DB	3	83-85				
RICK SHAW	SE	1	70				
WAYNE SHELEY	QB	1	39				
CHARLIE SHEPARD	FB	1	59				
NATE SHORE	E	1	46				
BARRIN SIMPSON	LB	1	07	A/T LEADERS:	POS	NO	FIRST-LAST
CHAD SIMPSON	RB	1	12	CHRIS WALBY	T	11	84 - 96
BOB SMITH	T	1	47	DOUG BROWN	DT	8	01 - 11
DONALD SMITH	CB	2	93-94	MILT STEGALL	WR	8	97 - 07
ANGELO SNIPES	LB	1	96	HERB GRAY	G	7	58 - 65
MILT STEGALL	WR	8	97, 99-02, 05-07	FRANK RIGNEY	T	7	59 - 66
ART STEVENSON	HB	4	37, 38, 40-41	CHARLES ROBERTS	RB	7	01 - 07
				BUDDY TINSLEY	T	7	50 - 58

CFL ALL-STARS

YEAR/PLAYER	POS
1962	
HERB GRAY	DE
LEO LEWIS	RB
FRANK RIGNEY	OT
GORD ROWLAND	LB
1963	
DICK THORNTON	DB
1965	
KEN PLOEN	QB
FRANK RIGNEY	OT
DICK THORNTON	DB
1966	
PHIL MINNICK	LB
DAVE RAIMEY	RB
FRANK RIGNEY	OT
ED ULMER	DB
1967	
BILL FRANK	OT
1968	
KEN NIELSEN	FL
1969	
PHIL MINNICK	LB
KEN NIELSEN	FL
1970	
BILL FRANK	OT
1971	
BILL FRANK	OT
DON JONAS	QB
BOB LAROSE	WR
BOB SWIFT	C
JIM THORPE	WR
1972	
BILL FRANK	OT
GRADY CAVNESS	DB
MACK HERRON	RB
DON JONAS	QB
BOB LUECK	OG
BOB SWIFT	C
1973	
BILL FRANK	OT
1974	
BOB SWIFT	C
PAUL WILLIAMS	DB
1976	
BRIAN HEROSIAN	DB
BUTCH NORMAN	OT
HARRY WALTERS	LB
JIM WASHINGTON	RB
1977	
JIM WASHINGTON	RB
TOM SCOTT	SB
1978	
JOE POPLAWSKI	WR
1979	
JOHN HELTON	DT
1980	
DIETER BROCK	QB
BUTCH NORMAN	OT
LARRY BUTLER	OG
MIKE HOLMES	WR
WILLIAM MILLER	RB
1981	
DIETER BROCK	QB
JOE POPLAWSKI	WR
LARRY BUTLER	OG
TREVOR KENNERD	K
1982	
JOHN HELTON	DT
JOHN BONK	C
PETE CATAN	DE
WILLIAM MILLER	RB
VINCE PHASON	DB
BOBBY THOMPSON	OT
1983	
PAUL BENNETT	DB
JOHN BONK	C

YEAR/PLAYER	POS
1984	
JOHN BONK	C
NICK BASTAJA	OG
AARON BROWN	LB
TOM CLEMENTS	QB
KEN HAILEY	DB
TYRONE JONES	LB
JOE POPLAWSKI	WR
WILLARD REAVES	RB
DAVID SHAW	DB
CHRIS WALBY	OT
1985	
JOHN BONK	C
NICK BASTAJA	OG
JEFF BOYD	WR
JOE POPLAWSKI	WR
WILLARD REAVES	RB
CHRIS WALBY	OT
KEN HAILEY	DB
TYRONE JONES	LB
TREVOR KENNERD	K
1986	
JOE POPLAWSKI	WR
CHRIS WALBY	OT
TYRONE JONES	LB
JAMES MURPHY	WR
ROY BENNETT	CB
SCOTT FLAGEL	DB
1987	
ROY BENNETT	CB
TOM CLEMENTS	QB
SCOTT FLAGEL	DB
KEN HAILEY	DB
JAMES JEFFERSON	DB
TYRONE JONES	LB
WILLARD REAVES	RB
PERRY TUTTLE	WR
CHRIS WALBY	OT
JAMES WEST	LB
1988	
BOB CAMERON	P
JAMES MURPHY	WR
BENNIE THOMPSON	DB
1989	
BOB CAMERON	P
ROD HILL	DB
CHRIS WALBY	OT
1990	
GREG BATTLE	LB
LESS BROWNE	DB
BOB CAMERON	P
ROD HILL	DB
ROBERT MIMBS	RB
CHRIS WALBY	OT
1991	
GREG BATTLE	LB
LESS BROWNE	DB
ROBERT MIMBS	RB
CHRIS WALBY	OT
1992	
MIKE RICHARDSON	RB
TROY WESTWOOD	K
1993	
DAVID BLACK	OG
BOB CAMERON	P
ELFRID PAYTON	DE
MIKE RICHARDSON	RB
DARRYL SAMPSON	DB
CHRIS WALBY	OT
DAVID WILLIAMS	WR
1994	
CHRIS WALBY	OT
GERALD WILCOX	WR
1996	
K.D. WILLIAMS	LB

YEAR/PLAYER	POS
1997	
SHONT'E PEOPLES	LB
MILT STEGALL	WR
1998	
ERIC BLOUNT	RB
JOE FLEMING	DT
1999	
MAURICE KELLY	LB
2000	
ALBERT JOHNSON III	ST
MILT STEGALL	SB
2001	
JURAN BOLDEN	DB
DOUG BROWN	DT
KHARI JONES	QB
BRETT MACNEILL	OG
DAVE MUDGE	OT
HAROLD NASH JR.	DB
CHARLES ROBERTS	ST
MILT STEGALL	SB
2002	
DOUG BROWN	DT
DENNY FORTNEY	DT
DAVE MUDGE	OT
CHARLES ROBERTS	RB
MILT STEGALL	SB
2003	
DAVED BENEFIELD	LB
CHARLES ROBERTS	RB
2004	
CHARLES ROBERTS	RB
KEITH STOKES	ST
2005	
CHARLES ROBERTS	RB
JON RYAN	P
MILT STEGALL	SB
GAVIN WALLS	DE
2006	
CHARLES ROBERTS	RB
DOUG BROWN	DT
MILT STEGALL	SB
BARRIN SIMPSON	LB
ALBERT JOHNSON III	ST
2007	
DERICK ARMSTRONG	WR
DOUG BROWN	DT
TERRENCE EDWARDS	SB
DAN GOODSPEED	OT
CHARLES ROBERTS	RB
BARRIN SIMPSON	LB
2008	
DOUG BROWN	DT
DAN GOODSPEED	OT
ZEKE MORENO	LB
2009	
DOUG BROWN	DT
JONATHAN HEFNEY	DB
JOVON JOHNSON	DB
2010	
DOUG BROWN	DT
TERRENCE EDWARDS	SB
PHILLIP HUNT	DE
FRED REID	RB
2011	
JONATHAN HEFNEY	DB
JOVON JOHNSON	DB
BRENDON LABATTE	OG
IAN LOGAN	S
ODELL WILLIS	DE
2012	
BRYANT TURNER	DT
2013	
HENOC MUAMBA	LB

YEAR/PLAYER	POS
2014	
CLARENCE DENMARK	WR
2015	
JAMAAL WESTERMAN	DE

YEAR/PLAYER	POS
2016	
TRAVIS BOND	OL
ANDREW HARRIS	RB
JUSTIN MEDLOCK	K
T.J. HEATH	DB
TAYLOR LOFFLER	DB

YEAR/PLAYER	POS
2017	
ANDREW HARRIS	RB
STANLEY BRYANT	K
T.J. HEATH	DB
TAYLOR LOFFLER	DB
CHRIS RANDLE	DB

YEAR/PLAYER	POS
2018	
MATTHIAS GOOSSEN	OL
STANLEY BRYANT	OL
ANDREW HARRIS	RB
ADAM BIGHILL	LB
TAYLOR LOFFLER	DB

WINNIPEG FOOTBALL CLUB MEMBERS IN CANADIAN FOOTBALL HALL OF FAME

1963 (CHARTER)
D. WES BROWN
FRANK HANNIBAL
JACK JACOBS
EDDIE JAMES
FRITZ HANSON
RUSS REBHOLZ
1964
TOM CASEY
BERT WARWICK
1966
G. SYDNEY HALTER
GREG KABAT
1967
CARL CRONIN
1968
JOE B. RYAN
1970
ARTHUR CHIPMAN
ART STEVENSON
1973
LEO LEWIS
1974
LES LEAR
ANDY CURRIE
BILLY HUGHES
1975
KEN PLOEN
1976
CHES MCCANCE
1981
GERRY JAMES

1982
BUDDY TINSLEY
1983
HERB GRAY
BUD GRANT
EARL LUNSFORD
1984
FRANK RIGNEY
1985
JOHN HELTON
1987
DICK HUFFMAN
1989
KARL SLOCOMB
1990
KEN PRESTON
1994
TOM CLEMENTS
TOMMY GRANT
GENE GAINES
1995
DIETER BROCK
1998
JOE POPLAWSKI
TOM SCOTT
2000
JAMES MURPHY
2001
BILL FRANK
2002
PAUL BENNETT
LESS BROWNE

2003
CHRIS WALBY
2004
CAL MURPHY
2006
MATT DUNIGAN
2007
GREG BATTLE
2008
JOHN BONK
2010
BOB CAMERON
ELFRID PAYTON
2011
DANNY MCMANUS
2012
TYRONE JONES
MILT STEGALL
2013
MILES GORRELL
2014
CHARLES ROBERTS
2015
JAMES WEST
DOUG BROWN
2016
DOUG BROWN
2017
GEROY SIMON
2018
PAUL BRULE
2019
ERNIE PITTS
DAVID WILLIAMS

WINNIPEG FOOTBALL CLUB HALL OF FAME PLAYERS

Since 1984, the Blue Bombers have honoured players and builders that have contributed significantly to the club's success on and off the field. Individuals elected as charter members included the following players: Lou Adelman, Tom Casey, Carl Cronin, Herb Gray, Fritz Hanson, Jack Jacobs, Eddie James, Gerry James, Greg Kabat, Les Lear, Leo Lewis, Bud Marquardt, Ches McCance, Lou Mogul, Jeff Nicklin, Ken Ploen, Russ Rebholz, Buddy Tinsley and Art Stevenson. Beyond the players, many individuals have been honoured by the Winnipeg Football Club for their meritorious service to the team since its founding in 1930. As team managers, presidents, coaches and directors they have led the club off the field and contributed as much to the solid foundation of the club as any individual. The following gentlemen were elected to the Hall as charter members: Arthur Chipman, Andrew Currie, Bud Grant, Frank Hannibal, G.Sydney Halter, Les Isard, Joe B.Ryan, Karl Slocum and Bert Warwick.

* Indicates membership in Cdn Football HOF.

NAME	YEAR	POS	#	WFC CAREER	H	A/S	YRS	GP	GC
LOU ADELMAN	1984	C	1	1930-37, 1939		0	9	25	2
NICK BASTAJA	1992	G	65	1980-88		6	9	143	2
GREG BATTLE	2001	LB	34	1987-93, 1997-98	*	3	9	136	3
LYLE BAUER	1998	OL	59	1982-91		1	10	161	2
PAUL BENNETT	1993	DB	27	1980-83	*	2	4	61	0
ANDY BIEBER	1985	HB	53	1938-41		0	4	28	2
DAVID BLACK	2004	T	51	1985-95		3	11	167	4
JOHN BONK	1991	C	43	1973-85	*	4	13	195	1
JEFF BOYD	1999	WR	70	1983-87		1	5	68	1
DIETER BROCK	1990	QB	5	1974-83	*	3	10	149	0
DOUG BROWN	2012	DT	97	2001-2011		8	11	188	0
DAVE BURKHOLDER	1989	LB	52	1958-64		3	7	98	3
BOB CAMERON	2003	P	6	1980-02	*	6	23	394	6
TOM CASEY	1984	HB	32	1950-55	*	6	6	83	2
BILL CERETTI	1985	G/T	6	1931-41, 1945-49		3	16	71	6
TOM CLEMENTS	1992	QB	2	1983-87	*	2	5	61	1
CARL CRONIN	1984	HB	26	1932-33	*	0	2	5	0
JACK DELVEAUX	1988	LB	23	1959-64		0	6	65	3
GEORGE DRUXMAN	1991	C	43	1955-63		1	9	111	5
MATT DUNIGAN	2003	QB	16	1992-94	*	2	3	45	1
TERRENCE EDWARDS	2017	WR	82	2007-13		2	7	114	1
SCOTT FLAGEL	2008	DB	14	1982-87		3	6	91	1
BILL FRANK	1990	T	64	1969-76	*	4	8	107	0
FARRELL FUNSTON	1986	E	71	1959-66		2	8	74	4
MARTIN GAINOR	1985	T	32	1937-39, 1946		4	4	34	3
ROBERT GORDON	2018	WR	84	1999-04		2	6	73	0
HERB GRAY	1984	DE	53	1956-65	*	7	10	156	6
MICHAEL GRAY	2006	DL	52	1987-93		1	7	107	3
KEN HAILEY	1997	DB	24	1983-91		3	9	114	3
FRITZ HANSON	1984	HB	40	1935-41, 1945	*	5	8	48	5
JIM HEIGHTON	2014	DE	58	1970-78		2	9	141	0
JOHN HELTON	2016	DE	99	1979-82		3	4	61	0
ROD HILL	1996	DB	10	1988-92		3	5	90	3
MIKE HOLMES	2002	WR	70	1977-82		2	6	61	0
RICK HOUSE	1995	SB	31	1979-84, 89-91		1	9	141	2
DICK HUFFMAN	1985	T	20	1951-55	*	4	5	58	1
JACK JACOBS	1984	QB	27	1950-54	*	2	5	74	2
EDDIE JAMES	1984	HB	15	1934-38	*	0	5	21	3
GERRY JAMES	1984	FB	98	1952-63	*	2	12	135	5
HENRY JANZEN	1989	DB	32	1959-65		1	7	103	4
DON JONAS	1989	QB	7	1971-74		2	4	54	0
KHARI JONES	2008	QB	17	2000-04		2	5	118	1
TYRONE JONES	1999	LB	35	1983-87, 1989-91	*	3	8	134	2
GREG KABAT	1984	ALL	34	1933-40	*	3	8	50	4
TREVOR KENNERD	1998	K	3	1980-91		3	12	188	3

NAME	YEAR	POS	#	WFC CAREER	H	A/S	YRS	GP	GC
BUD KORCHAK	1996	E/K	34	1949-56		2	8	82	3
ED KOTOWICH	1986	G	56	1955-61		1	7	99	3
RON LATOURELLE	1994	HB	17	1955-64		0	10	127	5
LES LEAR	1984	G/T	41	1937-43	*	1	7	30	4
LEO LEWIS	1984	HB	29	1955-66	*	6	12	161	6
TOM LUMSDEN	1988	E	75	1951-54		0	4	40	1
BRETT MACNEILL	2006	G	57	1992-97, 1999-02		1	10	151	3
BUD MARQUARDT	1984	E	24	1935-41		3	7	54	5
CHES MCCANCE	1984	E/K	34	1937-43, 1945	*	2	8	40	7
STAN MIKAWOS	2000	DL	75	1982-96		1	15	220	5
NICK MILLER	1996	HB	24	1954-64		0	11	127	5
WADE MILLER	2011	LB	34,54	1995-05		1	11	159	1
PHIL MINNICK	1988	LB	54	1965-73		2	7	87	1
LOU MOGUL	1984	G/T	14	1932-42		2	11	57	6
BOB MOLLE	2016	OL	64	1986-92		0	7	99	3
DAVE MUDGE	2015	OL	68	2000-05		2	6	89	0
JAMES MURPHY	1995	WR	21	1982-90	*	3	9	121	3
BILL NAIRN	1985	G/T	57	1934, 1936-40		0	6	34	3
JEFF NICKLIN	1984	E	28	1934-40		4	7	54	4
KEN NIELSEN	1987	WR	21	1965-70		3	6	81	1
BUTCH NORMAN	1994	T	66	1974-80		3	7	97	0
TONY NORMAN	2014	LB	55	1980-86		3	7	95	1
STEVE PATRICK	1985	T	63	1952-64		2	13	172	6
HERB PESCHEL	1987	G/T	43	1935-41		0	7	43	5
CORNEL PIPER	1986	G/T	58	1957-67		2	11	163	6
ERNIE PITTS	1986	E/DB	77	1957-69		6	13	194	6
KEN PLOEN	1984	QB	11	1957-67	*	3	11	136	6
JOE POPLAWSKI	1990	WR	71	1978-86	*	5	9	129	1
DAVE RAIMEY	1989	HB	27	1965-69	*	4	5	66	1
PAUL RANDOLPH	2002	LB	36	1989-95		0	7	110	3
NORM RAUHAUS	1987	DB	30	1956-67		1	12	185	6
WILLARD REAVES	1993	RB	38	1983-87		4	5	62	1
RUSS REBHOLZ	1984	QB	66	1933-38	*	0	6	17	1
FRANK RIGNEY	1985	T	67	1958-67	*	7	10	153	5
CHARLES ROBERTS	2013	RB	1	2001-08		7	8	131	2
CLIFF ROSEBOROUGH	1985	G/B	17	1934-42		0	9	46	6
GORD ROWLAND	1986	DB	29	1954-64		5	11	163	4
DARRYL SAMPSON	2004	DB	30	1986-95		1	10	161	4
BOB SANDBERG	1985	QB	40	1947-49		1	3	31	1
ROGER SAVOIE	1987	T	62	1951-65		1	15	191	5
CHARLIE SHEPARD	1992	FB/P	21	1957-62		1	6	73	4
MILT STEGALL	2009	WR	85	1995-08	*	8	14	199	2
ART STEVENSON	1984	QB/K	12	1937-41	*	4	5	36	3
BOB SWIFT	1991	C	44	1971-77		4	7	112	0
DICK THORNTON	1988	DB	14	1961-66		3	6	69	2
SHERWYN THORSON	2001	G	55	1962-68		1	7	91	2
BUDDY TINSLEY	1984	T	64	1950-60	*	7	11	161	5
PERRY TUTTLE	1997	WR	22	1986-91		1	6	88	1
ED ULMER	1993	DB	24	1965-71		1	7	99	1
DAVE VANKOUGHNETT	2006	OL	60	1989, 1991-00		1	11	179	2
CHRIS WALBY	2000	T	63	1981-96	*	11	16	249	4
JIM WASHINGTON	1994	RB	27	1974-79		2	6	82	0
JAMES WEST	1997	LB	58	1985-92		2	8	110	3
TROY WESTWOOD	2011	K-P	7, 74	1991-07, 2009		3	18	293	4
BILL WHISLER	2000	DL	66	1962-69		4	8	108	0
GERALD WILCOX	2001	WR	87	1992-96		2	5	57	1
MEL WILSON	1985	C	7	1937-42, 1945-47		3	9	51	7

* # = Most commonly worn number.

A/S = All-Star berths as a Blue Bomber.

"H" = Member of Cdn Football HOF.

WINNIPEG FOOTBALL CLUB HALL OF FAME BUILDERS

The following individuals have been honoured by the Winnipeg Football Club for their meritorious service to the team since its founding in 1930. As team managers, presidents, coaches and directors they have led the club off the field and contributed as much to the solid foundation of the club as any individual. The following gentlemen were elected to the Hall as charter members: Arthur Chipman, Andrew Currie, Bud Grant, Frank Hannibal, G.Sydney Halter, Les Isard, Joe B.Ryan, Karl Slocomb and Bert Warwick. Since then a further 0 individuals have been so honoured. In addition to the brief notations provided below, each of these individuals contributed in many more ways to the success of the club and of Canadian football through their long service and abilities.

NAME	YEAR	NOTES	NAME	YEAR	NOTES
DAVID ASPER	2017	President	BARRY MANNING	2002	Honorary Council
BARRY BAIN	1985	President 1933-34	KEN MATCHETT	2012	President 1986-87
JAN BROWN	1998	President 1984-85	JOHN MICHELS	1995	Asst coach 1959-66
ART CERETTI	1997	Honorary Council	RALPH MISENER	1985	President 1950-51
ARTHUR CHIPMAN *	1984	President 1944-47	LELAND MITCHELL	1996	Manager 1930
ANDREW CURRIE *	1984	CFL Rules Committee	BILL MORTON	2014	Board / Historian
VICKIE CZARNECKI	2001	Executive staff	CAL MURPHY *	2002	Head Coach/GM
KEN DAVEY	2001	Honorary Council	RALPH PARLIAMENT	1985	President 1958-59
SAM DIAMOND	1998	Director, Council	PAUL QUINTON	1993	President 1970-71
GENE DUNN	2017	Board member	CULVER RILEY	1999	President 1952
GORDON GAGE	1986	Honorary Council	MIKE RILEY	2007	Head Coach 1987-90
GEORGE GRAHAM	2013	President 1982-83	DAVE RITCHIE	2014	Head Coach 1999-04
HARRY 'BUD' GRANT *	1984	Head Coach 1957-66	PAUL ROBSON	1991	General Mgr, player
CEDRIC GYLES	1989	President 1968-69	JIM RUSSELL	1985	President 1956-57
FRANK J. HANNIBAL *	1984	President 1935-36, 41	JOE B. RYAN *	1984	Mgr 1931-35, 1939-41
G. SYDNEY HALTER QC*	1984	CFL Commissioner	HARVEY SCRIVENER	2003	Director, Council
EARLE HIEBERT	2000	President 1976-77	KARL SLOCOMB *	1984	President 1953
KEN HOUSSIN	2004	Executive Committee	R. ROSS SMITH	1995	President 1978-79
BOB IRVING	2016	Bombers Radio	REG THRELFALL	1986	Head Coach 1938-41
LES ISARD	1984	President 1937-38	ART TOOLEY	1992	Honorary Council
PAUL JONES	2015	Asst Gen Mgr 1988-96	RALPH WARRINGTON	2013	Media friend
GORDON LAWSON	1985	President 1960-61	A.H. BERT WARWICK *	1984	Chmn, CFL Rules Com
REG LOW	2012	President 1994-95	JOE WILDER	2006	President 1980-81
EARL LUNSFORD *	1990	GM 1968-82	DR. NEVILLE WINOGRAD	1987	President 1964-65
GORDON MACKIE	1994	Athletic therapist	KARL WINTEMUTE	1988	President 1962-63

* Member of Canadian Football Hall of Fame



BLUEBOMBERS.COM

#FORTHE **W**

